


# Fun Things To Do With Food Preparation And Service



My Name: \_\_\_\_\_

My 4-H EFNEP Group: \_\_\_\_\_

T A B L E O F C O N T E N T S

<u>NAME</u>	<u>PAGE</u>
4-H PLEDGE AND MOTTO . . . . .	1
A MENU PLANNER'S DREAM (UNSCRAMBLE THE WORDS) . . . . .	2
MEASURING TERMS CROSSWORD. . . . .	3
UTENSILS FOR FOOD PREPARATION. . . . .	4
MEASURING CROSSWORD. . . . .	5
TABLE SETTING PUZZLE . . . . .	6
ANSWERS FOR PAGES 1 - 3 . . . . .	7
ANSWERS FOR PAGE 4 . . . . .	8
ANSWERS FOR PAGE 5 - 6 . . . . .	9

Compiled by:

**Linda D. Cook, Associate Professor, Home Economics, EFNEP, IFAS, University of Florida, Gainesville, FL 32611.**

## 4-H PLEDGE

\_\_\_ PLEDGE:

MY H\_\_\_ TO CLEARER TH\_\_\_ING,

MY H\_\_\_RT TO GREATER LOYALTY,

MY H\_N\_S TO LARGER SERVICE, AND

MY H\_ALT\_ TO BETTER LIVING,

FOR MY CL\_B, MY CO\_\_UNITY,

MY C\_\_NTRY AND MY WORLD.


## 4-H MOTTO

TO M\_K\_ THE BEST B\_T\_ER.

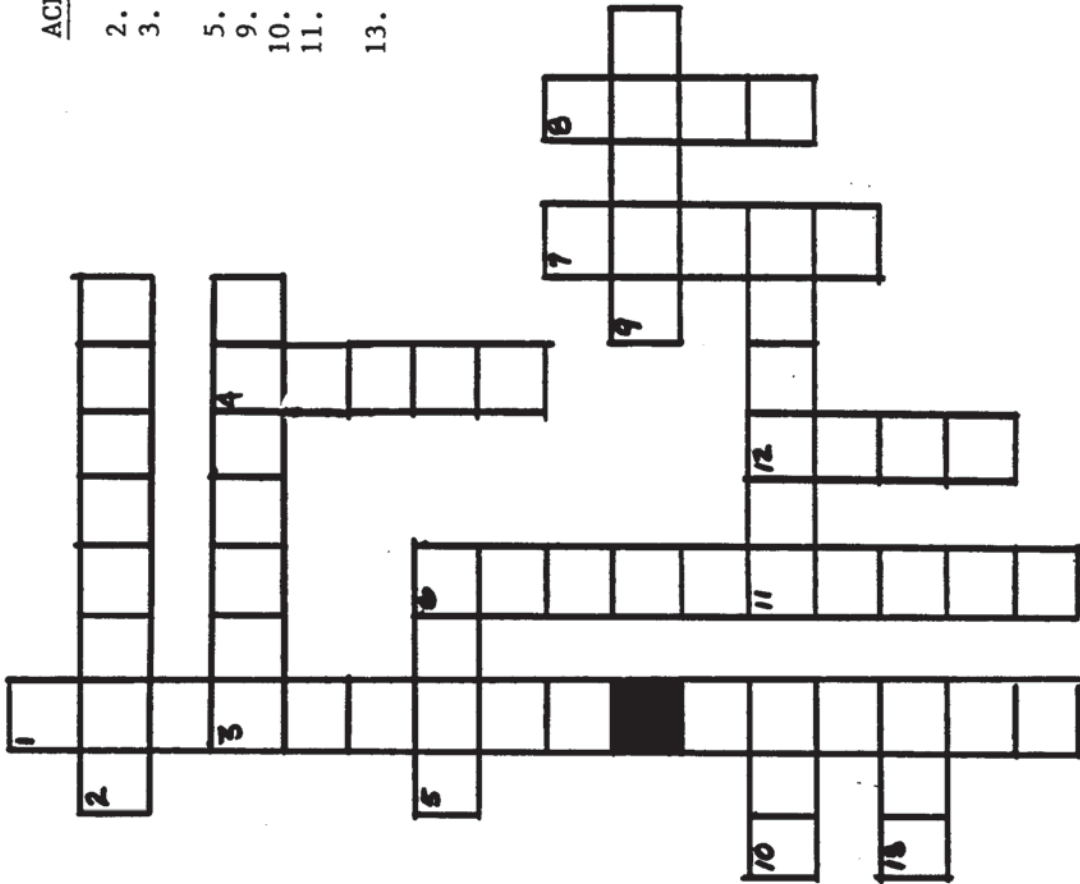
A MENU PLANNER'S DREAM

Mary enjoys planning meals weekly. In fact she dreams about menu planning nightly. Unscramble these words and name the menu planning principles Mary dreams about.

1. trviyae \_\_\_\_\_
2. uirstotnui \_\_\_\_\_
3. levbaesgte \_\_\_\_\_
4. inma hsd i \_\_\_\_\_
5. rtifus \_\_\_\_\_
6. asyftignis \_\_\_\_\_
7. lsdasa \_\_\_\_\_
8. zpeagpinti \_\_\_\_\_
9. ruolocfl \_\_\_\_\_
10. serdste \_\_\_\_\_



MEASURING TERMS CROSSWORD



ACROSS



2. One Third of a Tablespoon.
3. A Piece of equipment used to level dry ingredients.
5. Equal to two cups.
9. Measured unsifted.
10. Sixteen tablespoons are in this measure.
11. To mix baking powder and flour together thoroughly use this piece of equipment.
13. 1/8 cup has \_\_\_\_\_ tablespoons.



DOWN



1. Kitchen tools that come in a set.
4. To even off the top with a straight edge.
6. Three teaspoons are in this measure.
7. Two pints or 4 cups make a \_\_\_\_\_.
8. Amount you shake from container.
12. There are \_\_\_\_\_ tablespoons in 1/4 cup.

UTENSILS FOR FOOD PREPARATION

ACROSS

- 1.  (2 words)
- 8.  (2 words)

- 4.  (2 words)
- 12.  (2 words)


- 5.  (2 words)
- 13. 

DOWN


- 2.  (2 words)
- 9. 

- 3.  (2 words)
- 10.  (2 words)

- 7.  (2 words)
- 11.  (2 words)



MEASURING



ACROSS

- 3. "r"
- 6. (2 words)



8. \_\_\_\_\_ baking powder before measuring.

9. Most measurements should be \_\_\_\_\_.

10. \_\_\_\_\_ brown sugar when measuring.

11. "B.P." (2 words)

DOWN

- 1. (2 words)
- 2. "C"
- 4. "t"
- 5. \_\_\_\_\_
- 7. \_\_\_\_\_ flour before measuring.









Reprinted July 1990

COOPERATIVE EXTENSION SERVICE, UNIVERSITY OF FLORIDA, INSTITUTE OF FOOD AND AGRICULTURAL SCIENCES, G.L. Zachariah, director, in cooperation with the United States Department of Agriculture, publishes this information to further the purpose of the May 8 and June 30, 1914 Acts of Congress; and is authorized to provide research, educational information and other services only to individuals and institutions that function without regard to race, color, sex, age, handicap or national origin. Single copies of extension publications (excluding 4-H and youth publications) are available free to Florida residents from county extension offices. Information on bulk rates or copies for out-of-state purchasers is available from C. M. Hinton, Publications Distribution Center, IFAS Building 664, University of Florida, Gainesville, Florida 32611. Before publicizing this publication, editors should contact this address to determine availability.

