An Edition of the Sun VOL. 88 NO. 30 Wednesday, July 25, 2018 www.yoursun.com $1.00

POLK NEWS SUN

Sheriff Judd presents budget to county commission
Centered around efforts completed to save taxpayers money
PG 7

Mayor Fultz speaks to county commission
Mayor says "advocacy group" has been meeting to discuss joint projects & tax policies
PG 18



Couple trying to bring back Wonder House
Bought from foreclosure couple sees tours ahead when done
PG 23

PHOTO BY CHARLES A BAKER III
Lake Wales Mayor Eugene Fultz spoke on behalf of residents of six east Polk County municipalities during a public hearing on the county tax hike July 18.

Freeman changes tax recommendation one day prior to hearing

WRITTEN BY
CHARLES A BAKER III
cbaker@scmginc.com

POLK COUNTY – For months, the county commissioners have been debating raising taxes, $98M for Polk County Fire Rescue, around $22M for a new government center and around $28M for other capital projects over the course of a fixed 10 years.

The budget debate generated public interest. Around a week ago Polk County Manager Jim Freeman recommended removing $28M in spending ideas, saying it was a result of feedback from the public.

Lake Wales Mayor Eugene Fultz submitted a letter to the county managers July 16 objecting to $98M in taxes for Polk County Fire Rescue, saying municipal residents do not primarily get help from county fire services.

During a county commission work session July 17, County Manager Freeman changed his budget recommendation again, this time changing the Polk County Fire Rescue tax to a tax that would exclusively benefit Polk County Emergency Medical Services. County

TAXES| 6

Now Accepting New Patients

Welcome
Eduardo Torres, MD
Family Medicine

70 YEARS 1948 2018
BOND CLINIC, P.A.

Bond Clinic Main Campus 500 E Central Ave. • 863-293-1191 ext. 3451 • www.BondClinic.com

THIS WEEK'S CALENDAR

Main Street Bartow's Farmer & Community Market
When: Jul. 25, 2018 | 10 a.m.-2 p.m.
Where: Fort Blount Park, W Davidson St., Bartow.

Moonlight Market
When: Jul. 25, 2018 | 6 p.m.
Where: Grove Roots Brewing Co., 302 3rd St. SW, Winter Haven.
The Moonlight Market is every 4th Wednesday from 6-9pm! Vendors from all over Central Florida will be setting up shop just for you! Shop, eat, sip, local! Vendor Applications or for more information regarding the Market, email Events@GroveRoots.com

After Hours Meet & Greet
When: July 26th 6pm-8pm
Where: Jenson's 100 3rd Street, Winter Haven
Teachers, parents and community members you are invited to this business after-hours event! Lisa "Bone" Miller is from Winter Haven and now lives in North Lakeland where she is campaigning to represent District 7 on the Polk County School Board. Visit and share her website! Bring friends and remind them that this countywide vote is August 28th! Hunter Smith, a blue devil classmate will be on the mic! It will be a great evening! http://www.Lisa4PolkSchools.com

Farmers Market at Visitor Info Center
When: Jul. 26, 2018 | 9 a.m.-3 p.m.
Where: Central Florida's Visitor Information Center, 101 Adventure Ct., Davenport.

Kids Yoga-Stretch and Story with Allison
When: Jul. 26, 2018 | 9:45-10:30 a.m.
Where: Inside Out Yoga, 52 4th St. NW, Winter Haven.
www.ioyogastudio.com
Basic, fun and gentle yoga poses. Cool down and relaxation with a story. Small treat and beverage provided for each child. Ages 4 to 6Adults are welcome to wait for their children in the lounge area.$35/child Liability forms are required and may be completed at the child's first lesson. (863) 224-2311

Caladium Festival
When: Jul. 27-29, 2018 | 12 a.m.
Where: Stuart Park, 131 E Interlake Blvd., Lake Placid.
www.lpfla.com/caladium.htm
Caladiums are grown in large fields in Lake Placid, the nation's caladium capital, and have been compared to the tulip fields in Holland for their beauty. The 40+ varieties of red, white, and pink, and all combinations of the colors is truly a work of art. The annual caladium festival celebrates this beautiful plant with caladium field tours, art competitions and vendors, bulb and plant sale, antique cars, and live entertainment. (863) 465-4331

Saturday Mornings at Hammock Hollow
When: Jul. 28, 2018 | 8 a.m.
Where: Bok Tower Gardens, 1151 Tower Blvd., Lake Wales.
www.boktowergardens.org
Each week, kids can learn more about the world around them at the Discovery Cart and express their creativity with a special art project at Doodle Bug Art Place. Activities are included in general admission, free for members.

Lake Wales Farmers Market
When: Jul. 28, 2018 | 9 a.m.-1 p.m.
Where: Downtown Marketplace, 20 N Market, Lake Wales.
www.cityoflakewales.com
Farm to market in historic downtown Lake Wales.

Summer Fun Days
When Jul. 28, 2018 | 9 a.m.
Where: Lake Wales Depot Museum and Cultural Center, 325 S Scenic Hwy, Lake Wales.
Families and people of all ages are welcome to participate in mostly indoor activities away from the heat and rain. JULY 28 - OLD FASHIONED GAMES - Movies, cards, puzzles, outdoor games and ice cream sundaes. For more information contact the Lake Wales Museum, 863-676-1759 or visit cityoflakewales.com/439/Depot-Museum.

Polk Community Resource Fair
When: Jul. 28, 2018 | 10 a.m.-2 p.m.
Where: A New Pointe Dance, 6278 Cypress Gardens Blvd, Winter Haven.
Join us for the Polk Community Resource Fair - the one place to find all the community resources you need under one roof. FREE for all to attend, and FREE for community partners to participate. Back to School Supplies- School Uniforms- Childrens Services- Early Learning and Pre-K assistance And many many more. To be a community partner at this event - please contact the Law Office of Elizabeth P. Davis at 863-875-6817.

Back-to-School Health Fair
When: Jul. 28, 2018 | 10 a.m.-1 p.m.
Where: Heart of Florida Regional Medical Center, 40100 Us Hwy 27, Davenport.
www.heartofflorida.com
Good Health is the best back-to-school supply your child can have, so don't miss our free Back-to-School Health Fair that combines health and safety education with fun for the whole family! Safety presentations by police and EMS Local health providers educating on staying healthy during the school year Fun Zone with free crafts, face painting, and activities School supplies CPR presentations Sports team sign-ups Haines City Library Book MobileTeddy Bear Clinic

ResearchWorkshop: Seminole War Historic Sites
When: Jul. 28, 2018 | 11 a.m.
Where: Polk County History Center, 100 E Main St, Bartow.
Local historian Dean McCracken, a frequent presenter at the Polk County History Center, will be on hand to share his research methodology and the people, places, and events that occurred in and around Polk County during the Seminole Wars, the longest and most expensive Indian Wars in U.S. history. For more information, visit polkhistorycenter.org or call 863-534-4386.

Classic Car Show
When: Jul. 28, 2018 | 4-8 p.m.
Where: Downtown Marketplace, 20 N Market, Lake Wales.
Classic car show in historic downtown Lake Wales.

The Art of Film: Finding Vivian Maier
When: Jul. 28, 2018 | 6 p.m.
Where: Polk Museum of Art, 800 E Palmetto St., Lakeland.
www.polkmuseumofart.org/events
The Art of Film presents a forum for appreciating movies as an art form. With audience Q&A and talk back sessions with film directors and faculty from Florida Southern College following each screening, this unique Polk Museum series will entertain, engage, and educate audiences of all ages. Film: Finding Vivian Maier (2013). Doors open at 6:00 pm. Introduction and Screening at 6:30 pm. The Art of Film is free to attend. Cash bar available. Registration not necessary but appreciated. Register online: polkmuseumofart.org/events.

Live at the Gardens: Betty Fox Band
When: Jul. 28, 2018 | 7 p.m.
Where: Bok Tower Gardens, 1151 Tower Blvd., Lake Wales.
Held in the air-conditioned comfort of the Visitor Center and ticket prices for non-members are $30 per concert ($25 for members) or $125 ($120 for members) for the five concert series. Members receive an additional 10% off listed prices. Tickets can be purchased online at www.boktower.org, by phone at 863-734-1222 (Mon-Fri during regular business hours) or in person at the Visitor Center.

Whistle Stop Winter Haven
When: Aug. 02, 2018 | 5:30-8 p.m.
Where: Nora Mayo Hall, 500 3rd St. NW, Winter Haven.
www.winterhavenchamber.com
Whistle Stop Winter Haven is a political hob nob and BBQ designed to acquaint the community with those running for elected office. This event is open to the public. Enjoy live music from Polkweed Muzique! Tickets are $25 and include a BBQ dinner.

36th Annual Pig Roast & Political Rally
When: Aug. 03, 2018 | 6-9 p.m.
Where: Lake Eva Event Center, 799 Johns Avenue, Haines City.
www.hainescitychamber.com
Mix and mingle with Incumbents and Candidates campaigning for local, county, state and federal offices at this highly anticipated event. The evening will feature a fabulous catered dinner, numerous door prizes, a straw poll, the live band Steel Horse and much more! Call the Chamber for more information 863-422-3751

POLK NEWS SUN

Polk News Sun (USPS 437320), an affiliate of Sun Coast Media Group, Inc., is published weekly (on Wednesday) by Polk News Sun, 99 3rd st. NW, Winter Haven, FL 33881. Periodicals Postage Paid at Lakeland, FL.
• Phone (863) 533-4183
POSTMASTER: Send address changes to Polk News Sun, 99 3rd St. NW, Winter Haven, FL 33881

Phone: 863-533-4183
Fax: 863-533-0402

SUBSCRIPTION PRICE
IN-COUNTY MAIL
Six Months..... $28.82
One Year..... $47.99

SUBSCRIPTION PRICE
OTHER FLORIDA COUNTIES
Six Months..... $36.82
One Year..... $59.20

OUT OF STATE SUBSCRIPTION
Six Months..... $40.02
One Year..... $64.80

President
Publisher
Chris Sexson
Csexson@scmginc.com

Advertising Director
Kim Edwards
Kedwards@scmginc.com

Contributing Writers
Charles A Baker III
Cbaker@scmginc.com

Tara Crutchfield
tcrutchfield@scmginc.com

Circulation, Classified, Legal
Anita Swain

Office Administration
Lora Belue

Graphic Designer
Steven Maynard

Sr. Sales Consultant
Barbara Rakoczy
Gary Peach

Digital Specialist
Kathy Woodruff

Account Executives
Chris Campbell

2018 Best of HAVEN

WHAT IS BEST OF HAVEN?

DAVENPORT / HAINES CITY / LAKE ALFRED

WINTER HAVEN/ AUBURNDALE

LAKE WALES

BARTOW

Best of Haven is the largest Haven (in pages and content)...most read...most debated... most talked about...issue of the year! Best of Haven will be your guide to the best places around town. This is your road map, your voice, a true representation of the Best of our community!

This year, Best of Haven publishes in September. Vote now and let your voice be heard! We have broken out our categories to represent different areas of our community. Each area has it's own unique "best of" worthy businesses. We want to represent the best of all our partner communities! There is no nomination process, no limiting your choices. We want to hear from you, who do you feel is the best? We will not tell you who to vote for or limit your choices. Authentically, your voice, your vote!

Remember to support your local businesses. They are our friends and neighbors. Live in the moment and support your community.

www.BestOfHaven.com

VOTE!

Letters To The Editor

Resources should be focused on water supplies, not lawsuits

The "water wars" in the Tampa Bay region spanned three decades, cost taxpayers tens of millions of dollars, and taught us valuable lessons about how to address regional water supply issues. Now the Tampa Bay region has one of the most diverse, drought-resistant water supplies in the country.

The war was not won in the courtroom, despite all the money spent on attorneys. The issues were resolved by cooperating on our shared interests, fairly distributing costs of new water supplies, and employing effective and fair regulations.

When the Southwest Florida Water Management District (District) identified through our planning efforts that Polk County faced a long-term water supply challenge, we applied the lessons learned from the Tampa Bay region. Regional problems require regional solutions. We have spent years encouraging and assisting in the formation of the Polk Regional Water Cooperative (PRWC), bringing together the county and its municipalities in a cooperative effort to develop water supplies in a safe and sustainable way.

Working with the PRWC, the District has already budgeted $40 million toward exploring feasible water supplies, with an expectation that we would potentially end up investing about $300 million to develop water supplies for Polk residents. The PRWC has identified the three most likely water supply projects to investigate, and none of those involve withdrawing water from the upper Peace River. There are good reasons for that. With Polk County being in the upper reaches of the watershed, there's naturally less water there than is available downstream after thousands more acres of land contribute drainage. Also, and just as importantly, there are environmental limitations. The upper Peace River is not meeting its environmentally necessary minimum flows. When those flows are not being met, no water is available from the river.

Considering all these factors, the District was disappointed when the PRWC filed a legal challenge to a permit for a water supply authority withdrawing water from the Peace River more than 50 miles downstream of Polk County. This legal challenge over a permit of very little relevance to Polk's water supply situation will divert tax and utility dollars to courtroom maneuverings rather than developing actual sustainable sources of water for Polk residents.

The legal challenge has led to excited news coverage about the coming "water wars." Let's not repeat the mistakes of the past. Let's not waste millions of dollars of payments to attorneys without generating any new water supplies. In addition to the financial costs, water wars also tend to strain the relationships among the participants. It's a shame that at a time when our focus should be on regional partnerships for positive outcomes, our attention is diverted to legal briefs and depositions.

Despite these distractions, the District's priority remains to ensure a sustainable water supply, one that will meet the needs of Polk County residents, encourage economic growth, and protect the water resources. Our potential investment of more than a quarter of a billion dollars evidences our commitment to the people of Polk County.

Brian J. Armstrong, P.G.
Executive Director
Southwest Florida Water Management District

Exercising your right to Vote!

Today, it is important to revisit the need for citizens to exercise their right to vote. Your right to contribute to the decisions made in your: city, county, state and the United States of America. Exercise is defined as movement that enhances or maintains fitness and overall health. We can connect exercising your right to vote with being a means to enhance the fitness of our government and maintain the overall health of our community. Each individual vote is calculated into the sum of the votes for any candidate on a ballot. Each registered voter contributes to the well-being of our community by exercising their right to vote.

When you're preparing for the polls, consider candidates across the board and look at their plans, platforms, voting record, bills they have brought to the floor, and campaign funding. Analyze what bills the returning candidates have voted in favor or against along with what programs they have supported such as education, healthcare, elder services, youth programs, and other worthy causes. What have the new candidates done for the community you live in and the programs and policies that impact your life? Who is going to represent your interests?

Each voter has an opportunity to impact the decisions made on who represents them in the City Commission, County Commission, School Board, Judges, State Representatives, State Senators and in U.S. Congress. In Lakeland there are a total of: 6,793 Hispanics, 10,945 African Americans, and 40,922 Caucasian registered voters. More specifically, in Polk County there are a total of: 51,140 African Americans, 60,411 Hispanic, and 266,971 Caucasian registered voters. Be sure you are a registered voter then do everything possible to be well informed about each candidate and measure on the ballot as you prepare to exercise your right vote.

Dr. Shandale Terrell
Lakeland, Florida

Call for a subscription:
863.533.4183

County News

Beware of Tech Support Scams

WRITTEN BY
GRADY JUDD
SHERIFF

Just in the past few weeks, our detectives have investigated three separate incidents of "tech support" scams, during which Polk County victims had their money taken. The scammers in these cases identified themselves as representative from tech companies such as America Geeks, Microsoft Support, or Global PC Support for Microsoft. They claimed they would clean the victims' computers from viruses and online threats for a fee around $300-$500. Sadly, the victims believed the ruses, and gave the scammers remote access to their computers to perform the "services." Instead of doing legitimate work, the suspects were able to access financial and personal information from the victims' computers.

In some of the cases, the suspects called back advising they would refund the money for the services, due to some technical complications. This is even worse than the original scam, because then the victims allowed access to their bank accounts or online-pay services (e.g. PayPal) for the "refund" and you can guess what happened next – the suspects used that access to transfer money out of the victims' accounts or used their information to perform online purchases (approximately $5,000 worth in these cases).

We can warn people about these scams until we are blue in the face, but we know there are still folks out there who will fall prey to them. One good rule of thumb is - only do business with those you know, never give anyone you don't know online access to your computer, be skeptical, and guard your personal information. Well, that was more like four good rules of thumb, but you get what we're saying. Above all else, remember that if nobody steals your money or your identity, you won – you aren't a victim, but you are more aware. If you DO have your money or identity stolen, contact law enforcement immediately. Odds are, we can't get your money back, but we may be able to identify the suspect(s) and hold them criminally responsible.

There is information available from the Federal Trade Commission into the Tech Support Scams at https://www.consumer.ftc.gov/articl…/0346-tech-support-scams.

Be safe, everyone.

Polk vs Florida water war heads for mediation

WRITTEN BY
CHARLES A BAKER III
cbaker@scmginc.com

POLK COUNTY – Members of the Polk Regional Water Cooperative (PRWC) Board met July 19, in part, to discuss recent legal action filed against the state agency that provides half of their funding.

Representing the cities of Winter Haven, Bartow, Ft Meade, Lakeland and Wauchula plus the PRWC, Tampa attorney Ed de la Parte filed seven petitions against Southwest Florida Water Management District (SWFWMD) in May. SWFWMD lawyers described the petitions as each more than 50 pages in length and having nearly identical allegations, demanding that SWFWMD not approve a water use permit for residents living near the Gulf of Mexico.

Experts working with the coastal residents have been taking water out of the Peace River and storing it for years. Through a group like PRWC, these experts applied to take more water off Peace River for human use before it flows into the Gulf. The Tampa attorney representing Polk alleged that if the coastal water use permit is approved, it could limit water options that Polk County residents living inland might need by 2035.

SWFWMD lawyers say there is no evidence of immediate need, a requirement to justify stopping the coastal permit.

WATER WAR HEADS | 19

On the Cover

TAXES

FROM PAGE 1

Manager Freeman recommended the board set county policy to make this an ongoing tax as opposed to a tax that would sunset in 10 years.

County Commissioners George Lindsey, Todd Dantzler and Bill Braswell agreed with the recommendation and voted for the last minute change July 18. The fire fee and the EMS levy would jointly be used for fire stations that also house county EMS, Commissioner Lindsey said.

Lindsey said in prior discussions the name Polk County Fire Rescue was used generically and that most of the calls for help are for medical help, not putting out fires. That prompted the change from a fire to an EMS tax, Lindsey said.

This does not necessarily mean the new tax will be indefinite. Every year, the board has the power to change policy.

Last year the county hired a couple of dozen new staff for county ambulances using a federal grant. The EMS tax would be used to pay those new hires on an ongoing basis, buy more ambulances, and hire additional staff as needed to meet county needs in the coming years.

In his written budget presentation County Manager Freeman wrote that these changes will also make it possible to increase the amount of money in the county savings account. Freeman further wrote that it was necessary to raise taxes even though property tax income has been rising over the past six years because taxable property values still have not returned to 2008 levels and recovering from cuts made after the recession starting that year.

In setting the budget, commissioners also voted to raise fire, EMS, correctional and law enforcement impact fees, generating an additional $1.4M over last year. Impact fees are one way new residents can pay for their share of the exploding economic growth in Polk County of late. Most of the public funding for this growth is coming from existing residents through annual taxes.

Commissioners John Hall and Melony Bell did not vote in favor of the first county millage rate increase since FY2005-06. There will be a final public hearing on the millage rate in September. The current rate is 6.7815 and the proposed rate is 7.1565. This includes 5.6815 millage for the general fund, 1.0 millage for transportation, .25 for EMS and .125 millage for the construction on a new government center.

Girl Power kicks off 5th year

WRITTEN BY
KATHY LEIGH BERKOWITZ
NEWS CORRESPONDENT

WINTER HAVEN — A room full of girls in summer party dresses, with glitter, bounce and smiles, dance to music as the 5th Annual Girl Power Summer Back to School Bash begins.

And for the founder of Girl Power of Central Florida, Latisha Horton, it seems unbelievable that it has been five years in the running now.

"It has grown," she said, admiring the large silver balloons and pink paper streamers and dance runner.

"We had an event planner this year that donated everything," she added.

Numerous sponsors got on board to provide the yearly much anticipated event, which seeks to empower girls ages 6-17 years old with self-esteem, self-worth and confidence.

With her background in fundraising and digital media, she glows with confidence, something she hopes to pass on to this next generation. Girls are taught to stay in school, that education is essential, and how to combat bullying.

Zionna Thomas, age 6, is joined by Kathy Burns as she works on a little project at last Saturday's Girl Power Back to School Bash held at the Winter Haven Police Department Training Facility. The event saw many sponsors and about 50 girls in attendance.

Girls were encouraged to "dress for success" to attend the Bash, and they all, with their families, turned out in party attire.

Even the adults present got involved, as they danced with the girls, and ran the arts and craft stations, nails and makeup booth, and more. There were giveaways, food and drinks.

The "Pink Carpet" event was well attended, held at the Winter Haven Police Department training center on Idylwild Drive.

Horton says one reason she has been so successful over the years is that she starts each day meditating on "positive words and songs," to lift her spirit.

PHOTOS BY KATHY LEIGH BERKOWITZ
Girl Power of Central Florida celebrated their 5th Summer Back to School Bash last weekend. About 50 girls were in attendance.

County crime at 46 year low

WRITTEN BY
CHARLES A BAKER III
cbaker@scmginc.com

POLK COUNTY – Sheriff Grady Judd and the Polk County Sheriff's Office is, by far, the largest beneficiary of county tax dollars.

Each year the sheriff must present a budget to the county commission and this year much of his presentation was centered around efforts completed to save taxpayers some money.

In terms of deputies per 1,000 residents, in terms of salary and increasing calls for service, the sheriff said PCSO is doing more with less staff. PCSO deputies averaged more than 1,000 responses per day in 2017. Inmate population, calls for service, animal control calls and traffic investigations all increased.

The crime rate in Polk County is at a 46-year low. More than 3,000 county residents volunteered more than 150k hours of time in various capacities saving $3.4M, Sheriff Judd said.

Nearly 3,000 were booked into jail in 2017. There are around 2,700 locked up now but Judd said there is no immediate need to build on current capacity. The $165M budget is around 7 percent more than last year with around a third of that being added medical costs for inmates and staff.

The Social Security Administration paid PCSO $135K for identifying inmates not supposed to be collecting money while locked up; $528K for Inmate Subsistence Fee; $470K in commissary profits; Inmate Book in Fee of $236K as well as inmate medical copays and inmate purchased hygiene kits. The inmates get sandwiches instead of a hot meal every so often to save a little money, Sheriff Judd added.

Judd said PCSO policy is not to arrest an illegal alien unless said person made another offense.

There are plenty of inmates capable of doing something more than sit in jail to compensate the community.

"You want 'em, I got 'em sober," Sheriff Judd said in reference to the PCSO work release program.

PHOTO BY CHARLES A BAKER III
Polk County Sheriff Grady Judd gave a budget presentation to county commissioners July 18, 2018.

Coffee Bikes & More Coffee

- Latte/ espresso
- Ethos Locally Roasted Coffee
- Sit at the coffee bar or to go
- Mon - Saturday 9am - Noon

EST 1986
THE BIKE SHOP
WINTER HAVEN, FL

www.bikeshopofwinterhaven.com // **863-299-9907** // 249 3rd Street SW, Winter Haven

The River Walk in
Hammock Hollow Children's Garden

HAMMOCK HOLLOW
CHILDREN'S GARDEN

Reflecting the art and spirit of Bok Tower Gardens, Hammock Hollow incorporates cooling water features, vibrant plantings, a boardwalk, play areas with climbing features, a stage for little performers, and plenty of space to build, dig, create and explore.

SUMMER CELEBRATIONS

Enjoy sunset in the Gardens with live music from AcousticDose at the Blue Palmetto Café, dinner specials and family friendly games!

FRIDAY, AUGUST 3

I ♥ CALADIUMS - AUGUST 1-31

50% OFF FLORIDA RESIDENTS IN AUGUST

FOR MORE DETAILS, VISIT US AT

BOKTOWERGARDENS.ORG/EVENTS

1151 TOWER BOULEVARD
LAKE WALES, FLORIDA 33853
863-676-1408 MAIN

BOK TOWER GARDENS

Day of reckoning for city budget

WRITTEN BY
KATHY LEIGH BERKOWITZ
NEWS CORRESPONDENT

WINTER HAVEN – Mayor Pro-Tem Nathaniel Birdsong described it as a "day of reckoning."

The Winter Haven City Commission held a budget workshop July 18 to discuss three balanced budget proposals, one with no tax hike, one with a small tax hike and a third with a larger tax hike.

City Commissioners voted on the matter July 23. It did not need to be adopted by commission yet. They just have to accept it as it still goes to public hearing.

The city budget will have its first public hearing regarding the coming year budget on Sept. 11. The second hearing is Sept. 24.

Commissioner Birdsong said there is not enough funding available to finish paying off loans for the Chain of Lakes Field House renovations without a tax hike. City Manager Mike Herr said around $1M to make loan payments this year have already been budgeted.

"Can we balance the year without a tax increase, yes," said Herr. "The main concern going forward is at what level do we continue to invest in projects?"

The city has not increased taxes over the course of the last 10 years, being constant at $5.79 per $1,000, Herr said.

In the no tax hike proposal, projects with the highest priority were listed. City employees will be getting a 2 percent cost of living wage increase regardless of how the commission votes, for example. Four new city staff will be hired. A new fire station will be built. Several street upgrades and a host of smaller projects are part of all three tax proposals.

A tax hike of half a millage point would include all of the above plus fund ongoing debt payments for the Field House project.

City Manager Herr said if taxes are raised by a full millage point, there would be sufficient income to pay off loans for all of the recent investments. There would be money for some additional investments.

Birdsong said raising property taxes a full millage point would allow city staff to pay off debt faster.

For example, there is talk of transitioning city hall to Nora Mayo Hall that would cost money. The MLK Park/Amphitheater upgrades and some changes to Cypress Gardens Boulevard.

Commissioners could vote to keep the present millage rate of 5.79 per $1,000, raise it half of a millage point to 6.29, or increase it a full point to 6.79.

Growth Management Director Merle Bishop said developers have been expressing interest in building additional aircraft hangars at the airport of late but will not do so unless the city water and sewer utilities are expanded to reach the airport. Bishop said expanding utilities would cost around $1.5M that is not currently budgeted.

"We are out of capacity at the airport," Bishop said.

There is a waiting list of 77 hopefuls who would like to make their home at the airport, Bishop said.

Commissioner Pete Chichetto suggested building hangars as the city can afford them.

PHOTO BY KATHY LEIGH BERKOWITZ
City Manager Mike Herr looks over his budget proposal to answer commissioner questions at last week's budget workshop.

PUBLIC MEETING NOTICE

Please be advised that representatives of the City of Bartow and the West Central Florida Police Benevolent Association will meet on August 2, 2018 at 10:00 A.M. in the City Commission Chamber at Bartow City Hall, 450 N. Wilson Ave., Bartow, FL 33830.

This purpose of this meeting is to conduct collective bargaining negotiations between the chief executive officer of the City of Bartow and West Central Florida Police Benevolent Association, representing the Bartow Police Department bargaining unit.

If anyone decides to appeal any decision made with respect to any matter considered at this meeting, he or she will need a record of the proceedings, and for such purpose, he or she may need to ensure that a verbatim record of the proceedings is made, which record includes the testimony and evidence upon which the appeal is to be based.

Persons with disabilities needing special accommodations to participate in this proceeding should contact the City Clerk's office prior to this proceeding at telephone number 863-534-0100 for assistance; if hearing impaired call 1-800-955-8771 or voice impaired call 1-800-955-8770 (VOICE) for assistance.

Lakeland Magic staff hosted WH event

WRITTEN BY
CHARLES A BAKER III
cbaker@scmginc.com

WINTER HAVEN – Office staff with the Lakeland Magic, a farm team for the NBA Orlando Magic, hosted a Coffee With The Magic event at Richard's Coffee July 18.
The team recently moved to Florida.

"It's an exciting process for us," said Lakeland Magic President Shelly Wilkes. "Moving to Polk County gets the team closer to our parent organization. The timing and the location was perfect."

Roughly from October through April, the Lakeland Magic plays games at the RP Funding Center in Lakeland and they practice here in Winter Haven. Currently they practice at Polk State College in Winter Haven but once the Chain of Lakes Complex is fully renovated, the team will shift there.

Wilkes said renovations to the RP Funding Center and the Chain of Lakes Complex played a large role in selecting to move the team to Polk County. Wilkes said the team is planning on being active in the community with youth basketball camps, open try outs and supporting local non profits. The team signed a multi-year lease.

"We are your hometown team," Wilkes said. "We aren't going anywhere."

Many of the players were undrafted out of college, overseas players and a couple of two-way players, Orlando Magic team members who need rehab.

Tickets start as low as $10. There are 24 home games. Season ticket holders only pay $8.63 per game.

Check out https://lakeland.gleague.nba.com/ for more information.

PHOTO PROVIDED
Staff with the Lakeland Magic introduced themselves to the Winter Haven community July 18 at Richard's Fine Coffee at the library.

Polk County School Board Candidate Forum
Featuring Candidates Running for 2018 School Board Elections
Location: Center for Public Safety at Polk State College
1251 Jim Keene Blvd., Winter Haven FL 33880
(located next to the Polk County Sheriff's Office off of Winter Lake Rd)
Tuesday, July 31, 2018
Meet and Greet at 5:30pm / Forum starts promptly at 6:00pm
Celebrity Moderator: Rick Elmhorst with SPECTRUM Bay News 9
FREE EVENT Open to the Public!

Kiwanis CLUB OF WINTER HAVEN FOUNDATION, INC. *Serving the Children of the World!*

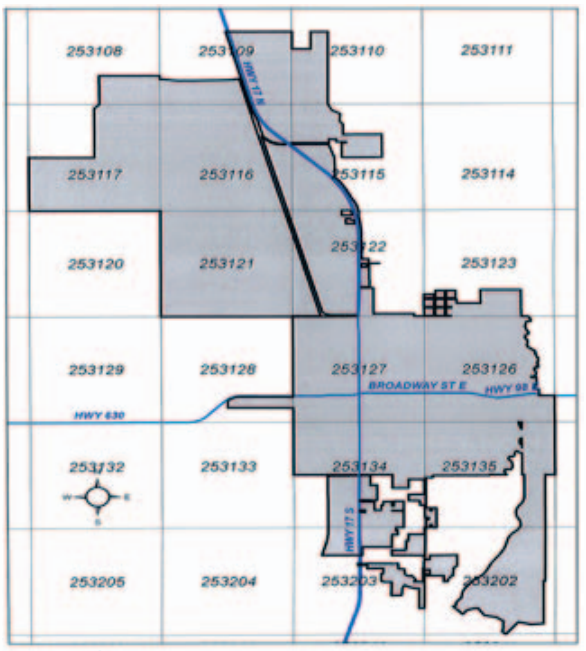

NOTICE OF HEARING TO IMPOSE AND PROVIDE FOR COLLECTION OF NON-AD VALOREM ASSESSMENTS

Notice is hereby given that the City Commission of the City of Fort Meade, Florida, will conduct a public hearing to consider imposing Stormwater Service Assessments in the area receiving Stormwater Management Services from the City, as shown above. The hearing will be held on August 14, 2018 at 7:00 p.m. at the City Mobile Home Park Activity Center, 1046 SE 2nd St., Fort Meade, Florida. In accordance with the Americans with Disabilities Act, persons needing a special accommodation or an interpreter to participate in this proceeding should contact the City Clerk at (863) 285-1100 at least 72 hours prior to the date of the hearing. If hearing impaired, telephone the Florida Relay Service Numbers, 850-435-1666 (TDD) or 850-435-1603 (Voice), f or assistance. All affected property owners have a right to appear at the hearing and to file written objections with the City Commission. All written objections to the non-ad valorem assessments and fees must be filed with the City Commission of Fort Meade within twenty (20) days of this notice. Please include your name, parcel number, and the reason you object to the assessment on all written objections. Address all written objections as follows: Director of Stormwater Department; Objections to Non-Ad Valorem Assessment; 8 W. Broadway Street, Fort Meade, Florida 33841. Any person wishing to appeal any decision of the City Commission with respect to any matter considered will need a record of the proceedings and may wish to ensure that a verbatim record of the proceedings is made.

The Stormwater Service Assessments have been proposed to fund the City's cost to provide Stormwater Management Services in the area shown above. The Stormwater Service Assessments are based upon the estimated amount of stormwater runoff generated by impervious surfaces on the property. Impervious surfaces include the roof top, patios, driveways, parking lots and similar areas. The City has determined that the median single-family residence in the City includes 2,750 square feet of impervious surface, which is defined as the "equivalent stormwater unit value" or "ESU Value." The annual Stormwater Service Assessment rate for the upcoming Fiscal Year will be $85.08 for each ESU.

The Stormwater Service Assessments will be collected by the Polk County Tax Collector and failure to pay the Stormwater Service Assessment will cause a tax certificate to be issued against the assessed property which may result in a loss of title to your property.

If you have any questions, please contact the Director of the Stormwater Department at 863-285-1100.

THE CITY OF FORT MEADE
Publish date July 25, 2018

AQUA-TERRA SERVICES Ellison RBM Inc. LAKE WALES, FLORIDA
Specializing in Secondary Roads
• Grove, Ranch & Logging Roads-Built & Maintained
• Broken Tile, Crushed Tile, Shell Rock-Fill & Rip Rap
• Parking Pads-Grading
• Residential & Commercial Driveways
• House and Mobile Home Pads
24 HR ON/OFFSITE WELDING *Fabrication Emergency Services*
FREE Estimates
All Material Available For Pickup or We Can Deliver, Spread and Compact For You!
We Offer Complete Tree and Land Clearing Services
Tree Removal • Trimming • Shaping • Topping
Lot Clearing • Debris Removal • Stump Grinding
Storm Damage • Overhangs • Cleanup
Back Fill • Yard Restoration • Boulders
We Offer All Types of Concrete Work
WE SELL PROPANE Including MOTOR HOMES!
Woody Ellison, Owner • Licensed/Insured
4865 State Rd. 60E, Lake Wales, FL * 863-679-5283

Beneath the Chinaberry Tree

Celebrating Theatre in Winter Haven

WRITTEN BY
BOB GERNERT

Ask any cross-section of Havenites what they consider to be our community's most valuable cultural assets and chances are a good many of them will point to Theatre Winter Haven. From the very first production of "Arsenic and Old Lace" back in 1946 to the current "Legally Blond, The Musical" theatre has entertained generations in Winter Haven — thanks in large part to a very receptive audience and enthusiastic and capable leadership.

From its earliest days the Community Playhouse made a commitment to quality productions including elaborate sets that filled the stage of the Woman's Club building. Just six years after its formation, newspaper reported the installation of double revolving stage - thought to have been a first for a community theatre in the U.S. The installation was developed through the collaboration of Playhouse director R. McDonald Brown, local architect and playhouse scene designer Henry Tilden, and Jean Rosenthal, a prominent New York theatre consultant. The Playhouse had quickly earned a reputation for top quality productions but the Woman's Club stage had proven inadequate for shows requiring rapid scene changes. The revolving stage, remnants of which were only removed in recent years, opened with the production, "Two Men on a Horse" the show required three different sets and five rapid scene changes.

Unfortunately, the increasing royalty prices for productions forced the Playhouse to cease operations in the mid 1950s, not a popular outcome for local fans.

In 1967, Norman Small, a recent graduate of the University of Florida, joined the faculty at Polk State (then Polk Junior) College. Soon, Small in collaboration with the City of Winter Haven would bring community theatre back to Winter Haven and he served as producing director for the next 45 years. As producing director Small nurtured TWH and in 1987 took a production of Orphans to the Dundalk Amateur Drama International Festival receiving international acclaim. Norman Small built Theatre Winter Haven into a cultural juggernaut before retiring in 2014.

Upon Small's retirement the moon and the stars aligned to bring passionate new direction from Dan Chesnicka as producing director. Dan spent 12 years in the entertainment industry with Walt Disney World and he's also a successful inventor. No stranger to Theatre Winter Haven he had acted in productions and was a patron of the theatre as well. He wasted no time bringing his vision and energy to new productions and endeavors once again producing an array of state, regional and national awards and recognition for productions such as The Amish Project. Theatre Winter Haven is the most awarded theatre in Florida having advanced to national finals in AACT (American Association of Community Theatre) 7 times … more than any theatre in the nation.

Theatre Winter Haven Facts:

Six Main Stage Productions and Two-play Theatre for Young People Series
More than 40,000 tickets sold annually
More than 120 performances per year
An economic impact of $1.5 million to Polk County
Numerous Tribute Tuesday events
More than 7,000 volunteer man-hours donated annually
More than 4,600 annual subscribers who see each of the Main Stage shows
Women's Guild raises funds and hosts events open to anyone.
A Senior Theatre Program called the ACT IV Players which tours retirement homes and community

Theatre Winter Haven — our rich tradition.

This segment was compiled from newspaper archives and internet information as well as historical records provided by the late Peg Brandon.

The Museum of Winter Haven History is closed for the summer as we catalog materials and create new displays. Group tours for four or more people are available by appointment. Contact Bob Gernert at 863-206-6855 or bobgernert@gmail.com.

PHOTO PROVIDED
A scene from "Angel Street" presented in 1947. On stage forefront: Richard DeMott, Peggy T. Cooney (Brandon), and R. McDonald Brown.

**NOTICE BY THE CITY OF FORT MEADE, FLORIDA
OF THE PUBLIC HEARING ON THE NON-AD VALOREM ASSESSMENT ROLL
FOR UNPAID COSTS AND EXPENSES
FOR PROPERTY CLEAN-UP**

Notice is hereby given that a public hearing will be conducted by the City Commission of the City of Fort Meade, Florida, on August 14, 2018 at 7:00 p.m., at the City Mobile Home Park Activity Center, 1046 SE 2nd St., Fort Meade, FL 33841, concerning the adoption of a non-ad valorem assessment roll for unpaid costs and expenses incurred by the City when the City remedies nuisances and imminent threats on lots, parcels and tracts within Fort Meade caused by the accumulation of trash, junk, or debris, living and nonliving plant material, stagnant water, and fill on property and when the costs and expenses are not paid timely by the property owner, property agent, custodian, lessee, or occupant. The purpose of the assessments is to reimburse the City for costs and expenses that it incurred for property clean-up by placing the unpaid amount as a non-ad valorem assessment on the property owner's annual property tax bill. All non-ad valorem assessments approved by the City Commission will be collected by the Polk County Tax Collector.

All affected property owners have the right to appear at the public hearing and to file written objections with the City Commission within 20 days of the publication of this notice. Written objections should be sent to City of Fort Meade's City Hall, 8 West Broadway, Fort Meade, FL 33841, attention Melissa Cannon, Deputy City Clerk.

Property Owner	Parcel ID	Amount of Assessment
LLC Lyncoun	25-31-26-435500-006010	$281.25
LLC Lyncoun	25-31-26-435500-001070	$431.25
Chitram Sewnarine	25-31-34-477000-028011	$337.50
Miguel A Revocable Trust Ortega	25-31-27-465500-026080	$312.50
Hector Plata	25-31-27-466500-006010	$87.50
LLC Psycare	25-31-27-469700-000060	$562.50
Renaud Simmons	25-31-34-477000-028023	$225.00
Renaud Simmons	25-31-34-477000-028024	$112.50
Eric Bell	25-31-34-477000-030041	$112.50
Mary Burgess	25-31-34-477000-028021	$281.25
Alma McInnis	25-31-34-477000-035023	$393.75
James A Estate of Kayto	25-31-26-443500-030031	$450.00
72 LLC BH	25-31-34-477000-003023	$387.50
Geneva Lee	25-31-34-481500-000010	$112.50
Wilma Jean Estate Williams	25-31-34-481000-000120	$262.50
Queen M Roberson	25-31-34-484720-000040	$337.50
Consulting Servicess LLC Panacea	25-31-34-481000-000040	$112.50
Hoang Z Nguyen	25-31-27-468500-001040	$232.50
Eric Bell	25-31-34-474300-008010	$112.50
F Warah	25-34-34-474300-007070	$112.50
Pete Devine	25-31-34-474300-007010	$168.75
Eric Bell	25-31-34-474300-007040	$112.50
Emma Lee Estate Smith	25-31-34-482500-001110	$225.00
John Alfred Hamer	25-31-26-444000-280401	$275.00
Anunciata Natera	25-31-34-482500-001080	$150.00
John L Brown	25-31-34-480000-005040	$243.85
Doulgas Burtz	25-31-34-484500-006020	$150.00
John Novak	25-31-34-484500-003010	$150.00
TOTAL		**$6,732.60**

City of Fort Meade, Florida
PUBLISH: The Polk County Democrat
Publication date: July 25, 2018

Man points pellet gun at WHPD, hospitalized

WRITTEN BY
CHARLES A BAKER III
cbaker@scmginc.com

WINTER HAVEN – A Winter Haven resident called 911 July 18, said he had a loaded gun in his pocket, and said he was thinking about hurting himself.

At least five officers were on scene quickly, according to Winter Haven Police Chief Charlie Bird. When the troubled man pulled a gun out, five responding officers opened fire.

The resident was depressed over the recent death of his spouse, Bird said.

Because this was an officer-involved shooting, Polk County Sheriff's Office deputies agreed to investigate the matter. Polk County Sheriff Grady Judd said the man pulled a pellet gun on the WHPD officers.

Chief Bird was asked how officers handle situations involving residents with depression or other mental health issues.

"It's very tricky," Chief Bird said. "Our officers respond because they want to save a person's life. We don't want somebody to commit suicide. The problem is sometimes people utilize law enforcement to do that, to be that tool. The bottom line is if one of our officers has a gun pointed at them, they have family members, they have lives too, and they want to go home. Quite frankly, if you point a gun at one of our officers, our officers are trained to protect themselves and go home. This is very tragic, sad this happened but at this point in time those officers had no other choice."

"He is doing better and improving," said PCSO Public Information Officer Carrie Horstman. "Everything else is still under investigation."

PHOTO BY CHARLES A BAKER III
Winter Haven Police Chief Charlie Bird talks to the media after five of his officers opened fire on a Winter Haven man who pointed a pellet gun at them July 18.

Police chief may run two badges

WRITTEN BY
KATHY LEIGH BERKOWITZ
NEWS CORRESPONDENT

WINTER HAVEN — Winter Haven Police Chief Charlie Bird has apparently done such a stellar job as chief that the city is considering knighting him as the first ever Winter Haven "Director of Public Safety."

The move would bring both the Police and Fire Departments under his leadership, with each department having a "deputy chief" as its chief, who report to him.
The idea, according to Bird's presentation given commissioners, is that there would be — if it is approved, a more "seamless" approach to public safety for Winter Haven.

Bird says that this will help avoid the scenarios seen on the news from South Florida in the various shootings, where the police would not let the fire department in, nor the fire the police department in, a chaotic scene.

Bird has been running both the police and fire departments since former Fire Chief Chris Humphrey's retirement a few months ago.

City Manager Mike Herr said the citizens will benefit from "the unity in command," giving an example that if the fire and police chiefs did not get along, under the present system, he would be "the referee," adding that they "have not had that conflict here."

The director of public safety would be the one coordinating that necessary unity.

Usually, Herr said, at last week's city commission workshop, police and fire operate in "silos," not sharing resources.

But fire investigators are one example, he says, of fire officials trained also in law enforcement. They also work in code enforcement (fire prevention, where all the police and fire lines overlap.)

The largest benefit, he says, is that the public safety director will run the Emergency Operations Center (example, during hurricanes or other natural or large scale disasters.)

Herr says it makes sense that those who deal directly with public safety would be the ones running the center, not the city manager.

City Attorney John Murphy says that the city would need to consider a new ordinance for the office of the director of public safety, adding that this legislation was "not etched in stone."

The city could vote to change it in the future, if they saw a need to plan do so.

Herr says that the fire chiefs asked to meet with Bird separate from law enforcement to discuss the position, and noted they were "very receptive to his leadership," adding he is "the right person at the right time."

Their only concern is that the usual progression of command through fire ascends to chief, and they wanted to know if this move meant that no fire official could be the director of public safety, due to the law enforcement education needed.

Cross training is taking place anyway, currently, Herr said.

The deputy fire chief would oversee "day to day operations" for fire, and the police deputy chief, likewise. They would both report to Bird.

According to a plan released by Bird, this move would remove the line item of expense for the Fire Chief position in the city's FY 2019 budget, a benefit to the budget of some $164,028.80. The Battalion Chiefs would be reclassified as exempt, saving another $27,225.11, operational expenses reduced by $19,961, and the surveillance platform in the FY19 budget eliminated at another $70,400 savings. The public safety director's position (Bird's salary) would be enhanced by another $19,032. The total savings to the city by making this move would be $262,582.91.

Call for a subscription:
863.533.4183

2018 Best of HAVEN
VOTE!
VOTE!
www.BestOfHaven.com

NOTICE OF PUBLIC HEARING BEFORE THE CITY OF FORT MEADE PLANNING AND ZONING BOARD AND THE CITY COMMISSION TO CONSIDER VACATING AN ALLEY BETWEEN S OAK AVE AND S POPLAR AVE AND SE 9TH STREET AND SE 8TH STREET

NOTICE IS HEREBY GIVEN that the Planning and Zoning Board of the City of Fort Meade will hold a public hearing on Monday, August 6, 2018, at 5:30 p.m., at the Fort Meade Community Center, 10 SW 3rd Street, Fort Meade, Florida, to consider closing the alley located between S. Oak Ave and S. Poplar Ave between SE 8th St. and SE 9th St.

Members of the Planning and Zoning Board will be present to receive public input and comments and to make recommendations to the City Commission for consideration of closing said alley in Fort Meade, FL.

The City Commission will hear the Planning and Zoning Board's recommendations and hold a Public Hearing on Tuesday, August 14, 2018.

Anyone wishing to offer input pro or con in regard to the above request may be heard at this time. Interested parties may examine the documents and map at the office of the City Clerk at City Hall, 8 West Broadway, Fort Meade, Florida, from 8:00 a.m. to 5:00 p.m. weekdays.

NOTICE IS HEREBY GIVEN that the City Commission of the City of Fort Meade, Florida will hold a public hearing on Tuesday, August 14, 2018 at 7:00 p.m., at the CMHP Activity Center, 1046 SE 2nd St., Fort Meade, FL. 33841 to consider closing an alley located between S. Oak Ave and S. Poplar Ave and between SE 8th St. and SE 9th St. in Fort Meade, FL.

Any interested parties may inspect the above documents at the Office of the Deputy City Clerk in City Hall of the City of Fort Meade, Florida, from 8:00 a.m. to 5:00 p.m. weekdays.

At said hearings any person, his/her agent or attorney, may appear and be heard. If a person decides to appeal any decision made by the Planning and Zoning Board or the City Commission with respect to any matter considered at such hearing, he/she will need a report of the proceedings; that, for such purposes, he/she may need to ensure that a verbatim record of the proceedings is made, which record includes the testimony and evidence upon which the appeal is based. (F.S. §286.105)

In accordance with the Americans with Disabilities Act and F.S. §286.26, persons with disabilities needing special accommodations to participate in this proceeding should contact the Deputy City Clerk prior to the proceedings at (863) 285-1100 for assistance; if hearing impaired, telephone the Florida Relay Service numbers (800) 955-8771 (TDD) or (800) 955-8770 (voice) for assistance.

Dated in Fort Meade, Polk County, Florida, this 25th day of July, 2018

PROPOSED ALLEY VACATION

OBITUARIES

WH community says goodbye to Xander

WRITTEN BY
CHARLES A BAKER III
cbaker@scmginc.com

WINTER HAVEN – Xander Kohl Martinez, 13 of Winter Haven, passed to a better life Thursday, July 19, 2018 after a long battle with cancer.

For the past several weeks, dozens of Winter Haven area residents rallied around the young man. His family and friends wanted to throw him a great party, to take his mind off the C-word.

Three days before the #XanderStrong Battle Bash party at Winter Haven Moose Lodge 1023, Xander passed. Hundreds partied in his name Saturday.

Xander was initially diagnosed at four. He was the kind of person who, regardless of his health, tried out for football with the Winter Haven Sertoma Park Youth Football League every year.

Just weeks ago, he was seen riding his golf cart, friends on bikes behind him laughing and smiling on the way home to play video games and swim in the pool.

Xander loved football, especially the Green Bay Packers. He got to see the Super Bowl last year courtesy of the Make A Wish Foundation. The Packers reportedly purchased Xander a gift and sent it for his party.

Inside his family home, Xander's grandparents Jim and Judy Taylor made football jerseys for the family with Xander's name and jersey number on the back. Mrs. Taylor said they were purchased in advance of his funeral. She described the last few years with happiness and sorrow on her face. A few weeks ago, Mrs. Taylor said the family knew Xander only had a little bit more time on earth.

Funeral services will be held at Life Church at 581 Berkley Road in Auburndale on Aug. 11 at 2 p.m.

PHOTO BY CHARLES A BAKER III
The "Lake Jessie Gang" poses for a photo, days before Xander Martinez (center with tongue out) passed away after a long battle with cancer.

XanderStrong Battle Bash

PHOTO BY KATHY LEIGH BERKOWITZ
Volunteers were many for the Xanderstrong event last weekend. Although Xander Martinez passed away two days earlier, the event rolled on in his memory. Xander fought cancer and was 13 years old.

PHOTO BY KATHY LEIGH BERKOWITZ
Melanie Brown, right, poses with one of the volunteers at the Xanderstrong event last weekend, a fundraiser for a 13-year-old boy fighting cancer. The event went on as planned, in his memory, as the boy passed away two days before the event. Brown says that in his memory, she has decided, with a large team of volunteers and sponsors, to make this a yearly event as a tribute for his life, to benefit a local child fighting cancer.

Submit your Obituaries to:
lbelue@scmginc.com

Wade Davis: Still learning on the job

WRITTEN BY
BRIAN ACKLEY
SPORTS CORRESPONDENT

When the dust finally settled on this past off-season in Major League Baseball, it's wasn't a particularly happy time for local fans.

The Tampa Bay Rays were a shell of themselves, and more importantly, two local baseball heroes had suddenly gotten a lot farther a way, and a bunch more difficult to keep up with.

Lake Wales grad Wade Davis – could he be a Hall of Famer someday? – signed with the Colorado Rockies, and the Pirates shipped Fort Meade grad Andrew McCutchen even further west, to San Francisco.

What's a Polk County fan to do? Since Davis is one of the best relivers in baseball, he doesn't come on to the field until midnight or so when he's pitching a mile high, and Cutch's games don't end until 1 a.m. or so eastern. Suffice it to say, few of us have seen as much of the two as we have be used to seeing.

So a little update is likely in order.

Signing to throw in Colorado is a little nutty some might think, but Davis has been able to throw up mostly impressive numbers nonetheless in the rarefied Denver air, just collecting his 28th save this past weekend.

A little blip in the radar, when his mechanics apparently got a little out of whack, have inflated some of his other numbers a tad – his ERA for example is 3.63. And because of those issues, he had blown four saves in the first half. In 2015, arguably his best year, in 69 appearances he gave up a grand total of seven earned runs (0.94 for those who don't want to do the math).

Davis is soft-spoken most of the time, thoughtful, and it didn't take him long to figure out how to correct his problem.

"You break things down from the ground up whenever things are out of whack," Davis said. "Start with your feet. Start with your legs, your hips, your core, your front side — all that is just part of the chain," he told MLB.com. "I don't think you're ever right, I think you're always trying to figure something out."

At age 32 – can you believe it was all the way back in 2004 when the Tampa Bay Rays made him a third-round draft choice, and it was a lot easier to follow him too when he was an hour to the west – his fastball isn't quite what it once was. In that dominant year of 2015, he tossed the heat at 96.5 miles per hour on average. So far this year, that number sits at just a shade under 94.

Yet, after the mechanical tweak, he's figuring it out one more time. He's only given up one earned run in his last 12 appearances.

And, about the Hall of Fame? Well, it's not out of the question, but he'll need a few more dominant years likely to have any shot. Baseball Reference lists the top 1000 players past and present who could be considered for that honor. Davis is 541 on that list (most of those above him are retired). Contemporaries like closer Kenley Jansen of the Dodgers is 150 in the ranking. Part of that, of course, is the fact Davis didn't become a reliever until eight years after being drafted.

But we can dream, right, even if it's a few time zones away now.

Ridge Rewind

WRITTEN BY
BRIAN ACKLEY
SPORTS CORRESPONDENT

A DEEPER DIVE II – Time to take a look at a few more East Polk football schedules as we get ready for the Kickoff Classics on Aug. 17 and regular season openers Aug. 24. For good reasons, expectations are high at Lake Wales. The gauntlet comes early for the Highlanders, who play at home Sept. 7 against Haines City, but then don't return to Legion Field until Oct. 12. There is a bye week in there, but so too are road trips to a pair of toughies, Lake Gibson and Winter Haven. Three of the last four are at home, but Sebring won't be a pushover and the rivalry game to end the year vs. Bartow is at home too. Frostproof will have lots of talent to replace, but they'll get to break in some new guys mostly at home early on, with three games at Farris Brannen Stadium in a four game stretch starting Sept. 7. Discovery is new on the slate this year, at home, and the rivalry game vs. Fort Meade is on the road. Counting the Classic, Ridge Community is home for five of its first seven, which means just one home game in the last five weeks of the season which includes a bye, and the season finale which could have plenty on the line for both teams when Winter Haven hosts the Bolts Nov. 2. Lake Region doesn't get a home regular season game until Sept. 21, and it's a doozy, Winter Haven. It doesn't get any easier when Lake Gibson visits a week later. And if the Thunder are still standing, they might have a fighting chance to end the three-game homestand when Mulberry visits. Haines city won't see much of their home field until the second half, when they finish with five of their last six at home, a stretch which includes visits by Auburndale and Ridge.

READY, SET, SPIKE! – Haines City is now taking registrations for it's girl's volleyball league. The competition is for youngsters in grades five through eight. The league runs from late August to early November. For more information, call 863-421-3700.

POOL YOGA – Ok, so it's not yoga with goats, which apparently is popular, but you can take a refreshing dip and get your yoga in all at the same time Saturday mornings at the Sam Griener pool in Bartow. Classes are just $5, and run from 9 to 10 a.m. now through the last Saturday in August.

Scouting Report

WRITTEN BY
BRIAN ACKLEY
SPORTS CORRESPONDENT

GETTING THE CALL – Haines City has a new football coach, but he's an old face. Or should we say a familiar one at least. Olin Gee has been at Haines City for 32 years, all but four of them as a football assistant coach. He is a 1975 graduate of Winter Haven High School, and several times in the past has applied for the head coaching spot but never was tabbed until now. The Hornets, 1-9 last year, will host Mulberry in their Kickoff Classic Aug. 17 and then open the regular campaign at home against Lake Region. Their first away game is at Frostproof on Aug. 31.

SEMIS AGAIN – A week after the Polk County 7-on-7 event, Lakeland Christian hosted another popular and similar event, this one called the Fellowship of Christian Athletes Old Rugged Cross tournament, which Plant City won for the second straight season. They defeated Winter Haven in the semi-finals, 14-13. The Blue Devils got there after eliminating Auburndale in one of the game's more entertaining matchups, 27-26, in overtime. Josh Celliscar had the winning grab, and he had one of the two grabs in the semi finals as well.

NEW YORK TIMES SUNDAY CROSSWORD FOR ANSWERS, TURN TO PAGE 21

MOVIE 'M*A*S*H*' 'UP'

BY PATRICK MERRELL / EDITED BY WILL SHORTZ



ACROSS

1 Festival of Colors celebrant
6 Mission to remember
11 Whip
15 "Goldarn it!"
19 Orchestra section behind the violas
20 Canon competitor
21 Former QB Tony
22 Treat embossed with its name
23 "Anchorman" = ? (1976) + ? (1980)
25 An "A" in history?
26 Hankering
27 The forest, as opposed to the trees
28 "Rear Window" = ? (2004) + ? (2014)
31 Big, big, big
33 E.-W. line
34 Best in mental competition
35 Like three men of rhyme
39 Big Ten sch. whose mascot is an anthropomorphic nut
41 Foresight
44 "Silence of the Lambs" = ? (1946) + ? (1960)
47 Rockettes motions
52 One-named singer with No. 1 hits in 1965 and 1999
53 Bikini blast, briefly
54 Yves's yes
56 Smith of Fox News
57 Top dogs
60 Brewing need
63 Split base?
65 Cry of desperation
68 "Transformers" = ? (2000) + ? (1992)
70 Dept. of Justice heads
73 Lofty standards
75 "Me first" sort
76 Uncle with a top hat and tie
77 "Jurassic Park" = ? (1997) + ? (1975)
80 James who played TV's Marshal Dillon
82 Third place
83 City across the Missouri from Council Bluffs
85 Quarantine
89 Scads
90 California's Big ____
92 Maker of the golden calf, in Exodus
95 Shakespeare's stream
96 Keys in
98 "Twister" = ? (2004) + ? (2013)
103 Cracker Jack ingredient
105 One tick, briefly
106 Frederick Forsyth's "The ____ File"
107 Kind of code
111" Facts First" sloganeer
113 "Sexy" Beatles woman
115 "Dumb and Dumber" = ? (2007) + ? (1979)
119 Passes, as time
123 Bit of physics
124 Manlike monster
125 "The Poseidon Adventure" = ? (1956) + ? (1984)
128 Sylvester's speech feature
129 Villagers victimized by the Grinch
130 Florida tourist attraction
131 Dad who says "D'oh!"
132 Pool event
133 Dupes
134 In position
135 Some beams

DOWN

1 Sweets
2 "____ to differ"
3 Fa or la
4 Mountain ____ (some sodas)
5 Uniform entertainment?
6 Target for an angry Chihuahua
7 Removes from a box, say
8 Alias introducer
9 Choosy ones, in Jif ads
10 N.B.A. great with size 22 shoes
11 Frenzied
12 Only
13 All in front?
14 Bit of baby talk
15 Uncertainty
16 Shower of the way
17 Silents star whose name is an anagram of 112-Down
18 Travel, as thou might
24 Certain wedding officiant
29 Apt radio call letters for a beach town
30 Babe magnet
32 Caesar's "to be"
35 Creep (along)
36 Lower Manhattan area
37 Rates ____ (is perfect)
38 Dangerous juggling prop
40 "____-daisy!"
42 Set one's sights on
43 Slip in lieu of a chip
45 Without a contract
46 Editorial override
48 "… but who ____?"
49 Mayhem
50 Mount ____, second-highest peak in Africa
51 Big jerk
55 Birds with long, curved beaks
58 Pittsburgh-based food company
59 Radio format
61 Equal, in math
62 Long tale
64 "Don't ____ surprised"
66 Primarily study
67 Jack of old westerns
69 Alternative to sending to jail
70 No longer on deck
71 Not tomboyish
72 Brownstone hangout
74 Dallas-based carrier: Abbr.
78 Stud fee?
79 Who wrote, "All great truths begin as blasphemies"
81 Many a worker in ancient Rome
84 Some small batteries
86 Sister company of Budget
87 Little ones
88 One-named Irish singer
91 1980 Olympics boycotter
93 Some Crown Royal offerings
94 Academy nomination
97 Prep for the ring
99 Title for Meghan Markle
100 Sicily's Mount ____
101 Churns up
102 Long Island university
104 Jabs, in a way
107 Writing attributed to King David
108 Protruding part of the body
109 Presume, informally
110 Lure
112 Niamey's land
114 Daft
116 Ottoman title
117 Tiniest sip
118 Mature
120 Pig
121 "Roll Tide!" school
122 River flooded in W.W.I to thwart the Germans
126 Signature Obama legislation, for short
127 Store-door posting: Abbr.

Online subscriptions: Today's puzzle and more than 4,000 past puzzles, nytimes.com/crosswords ($39.95 a year).

ColdwellBankerHomes.com

#1 Real Estate Brokerage in Florida* | Properties Marketed on up to 900 Websites | 110-Year Legacy

Oakwood Estates | 2/2 | $61,500
4160 Rolling Oaks Dr
Kathy Devor 866.600.6008 469244
Search P4716590 on cbhomes.com

Tranquility Heights | 3/1 | $114,900
1531 Kenwood Ave SW
Robin Moore 866.600.6008 469165
Search P4900220 on cbhomes.com

Orchid Springs | 3/2/1 | $149,900
200 El Camino Dr #201
Esmaeil Hamtaee 866.600.6008 469271
Search P4719951 on cbhomes.com

Rexanne Sub | 3/2 | $169,900
220 Debbie Ann Ct
Felicia Gaffney 866.600.6008 477061
Search P4901505 on cbhomes.com

Foxhaven | 3/2 | $149,900
5736 E Lake Fox Dr
Joanne Summeralls 866.600.6008 469650
Search P4901596 on cbhomes.com

Terranova | 4/2 | $199,900
717 Terranova Ave
Mike Nolen Jr 866.600.6008 470108
Search P4900758 on cbhomes.com

Imperial Lakes | 3/2 | $229,000
126 Woodcrest Ct
Don Gray 866.600.6008 469421
Search P4719813 on cbhomes.com

Sereno | 4/2 | $239,900
2223 Sequoia Way
Tomi Miller-Troupe 866.600.6008 480779
Search P4901099 on cbhomes.com

Lucerne Shores | 4/2 | $252,000
1320 Lucerne Loop Rd NE
Danny Chandler 866.600.6008 469442
Search P4901559 on cbhomes.com

Country Club Village | 3/2 | $269,500
513 Clubhouse Dr
Erin Floyd 866.600.6008 469121
Search K4701695 on cbhomes.com

Estates of Auburndale | 5/3 | $314,000
155 Magneta Loop
Karel Cain 866.600.6008 504649
Search P4901557 on cbhomes.com

Tracy Terrace | 4/3 | $357,900
701 McKay Dr
Joni Reiter 866.600.6008 521586
Search P4901474 on cbhomes.com

Polk City | 3/3 | $375,000
5822 Fussell Rd
Brandy Duncan 866.600.6008 469489
Search P4901013 on cbhomes.com

Sutton Place | 4/4 | $430,000
199 Kingsley Blvd
Craig Burke 866.600.6008 469897
Search P4901457 on cbhomes.com

Wyndham at Lake Winterset | 8/5 | $1,590,000
116 Wyndham Dr
Wanda Dicks 866.600.6008 483119
Search P4719669 on cbhomes.com

CALL 866.600.6008 AND ENTER THE CODE FOR PROPERTY DETAILS OR TO SPEAK WITH THE AGENT.

Winter Haven 863.294.7541 | 290 Cypress Gardens Blvd. SE | Winter Haven, FL 33880

www.facebook.com/CBANKERWH

*Coldwell Banker Residential Real Estate is ranked number one in closed residential buyer and/or seller transaction sides in Orlando, Tampa/St. Petersburg and Pensacola/Panhandle, and number one in residential sales volume (calculated by multiplying number of buyer and/or seller transaction sides by the sales price) in Miami/Fort Lauderdale, Orlando, Tampa/St. Petersburg and Pensacola/Panhandle, according to data submitted to REAL Trends by NRT LLC, 2016. One unit equals one side of a transaction (buyer or seller). Real estate agents affiliated with Coldwell Banker Residential Real Estate are independent contractor agents and are not employees of the Company. The property information herein is derived from various sources that may include, but not be limited to, county records and the Multiple Listing Service, and it may include approximations. Although the information is believed to be accurate, it is not warranted and you should not rely upon it without personal verification. ©2017 Coldwell Banker Real Estate LLC. All rights reserved. Coldwell Banker Real Estate LLC fully supports the principles of the Fair Housing Act and Equal Opportunity Act. Operated by a subsidiary of NRT LLC. Coldwell Banker and the Coldwell Banker logo are registered service marks owned by Coldwell Banker Real Estate LLC. 150400FL-4/17

COLDWELL BANKER
RESIDENTIAL REAL ESTATE
Coldwell Banker HOME PROTECTION PLAN Administered by American Home Shield

LW Charter Schools seeking support from city

WRITTEN BY
CHARLES A BAKER III
cbaker@scmginc.com

LAKE WALES – McLaughlin Middle School and Fine Arts Academy was discussed at the Lake Wales City Commission meeting July 17.

The traditional, zoned public school received two F and then a D last year in state grading. If the school receives a D or an F next year, a relatively new state law mandates that the Polk County School Board vote on three options: close the school permanently, transfer the school to a charter school board, or pay a private entity temporarily to administer the turnaround of the school until the school receives a passing grade.

On July 5, Lake Wales Charter School Board of Trustees Chair Jimmy Nelson wrote Polk County School Superintendent Jacqueline Byrd a letter, in part, saying "the law requires the School Board to exercise an option. It must either: 1) contract with an outside entity or 2) close and reopen the school as a charter school."

Nelson's letter proposed including a $1.2M donation to the Lake Wales Charter Schools Foundation and $625K in federal grant money over three years to take over administration of McLaughlin.

Last week the Winter Haven Sun reported that the Lake Wales Charter School Board of Trustees was attempting to purchase McLaughlin for this amount of money. That is not accurate, said Lake Wales Charter Board attorney and Lake Wales Deputy Mayor Robin Gibson.

"Conversion schools remain the property of the district," Deputy Mayor Gibson said. "The $1,825,000 is for the purpose of enhancing the educational programs of the school for the benefit of students. They are for academics, not facilities."

Lake Wales Charter School Board of Trustees Chair Jimmy Nelson told the Lake Wales City Commission July 17 that he and other charter representatives had already met with Polk County School Superintendent Jacqueline Byrd to discuss "a proposal to assume McLaughlin as part of our Lake Wales Charter."

Nelson admitted that no decision was imminent. Nelson asked the city commissioners to vote on a resolution in support of the charter proposal to school board. Deputy Mayor Gibson recused himself from voting for conflict of interest reasons because he also represents the charter school board as the board attorney. Mayor Eugene Fultz, a former member of the charter board, spoke in favor of such a resolution. Commissioner Terrye Howell, who is employed by the school board, did not want to make a statement nor did Commissioner Curtis Gibson. Commissioner Tonya Stewart was not present.

In the end Mayor Fultz said each member of the commission could write an individual letter of support.

Former commissioner questions LW plan to buy YMCA

WRITTEN BY
BRIAN ACKLEY
NEWS CORRESPONDENT

LAKE WALES – A former city commissioner is asking current board members to take a second and more critical look at a proposal that would see Lake Wales spend approximately $1.7 million to purchase the Burns Avenue YMCA.

Christopher Lutton, who was defeated by Robin Gibson in his commission re-election id in 2016, cited concerns over the cost and management of the facility.

Current commissioners have identified enhanced recreational opportunities as a priority in this year's budget, and buying the "Y" has come to the forefront as an option the group has so far endorsed.

"We didn't really approach them. I believe they approached the city and said 'hey, we're looking for a partner.' Looking at the history the city has made in the last 20 something years, we don't make very smart deals where they're in favor of the city's long term benefit," Lutton said.

City Manager Ken Fields has indicated the city is in good shape to borrow the money to make the purchase, but also has indicated that negotiations are still ongoing, especially regarding management of the facility if the sale is completed.

The city already has reached an arrangement for all city residents to use the YMCA pool at no cost this summer, and city officials said they have been pleased at the response to that deal.

"I'm concerned the city will have all the liabilities of owning a building and no income to build reserves or maintain the building or do capital improvements," Lutton added. "It can't just be a cash hole. Have you come up with plan for what the next 10 years of major maintenance on the building, roofs, re-coating the pool, parking lot. Is that factored into your decision to go forward with this deal?"

He also asked how much the city's insurance rates might increase, especially since there are many children at the facility including those in daycare, and cited concerns about who the city will actually be working with.

"Who are we actually going to be dealing with in the management? Cities can't run things that the private sector can run as efficiently or cost effective as they can," he added.

At least two other current commissioners, Gibson and Terrye Howell, have publicly expressed concerns over the management at the YMCA. Stephanie Edwards, the city's current recreation coordinator, is a former worker there.

**NOTICE BY THE CITY OF FORT MEADE, FLORIDA
OF THE PUBLIC HEARING ON THE NON-AD VALOREM ASSESSMENT ROLL
FOR UNPAID COSTS AND EXPENSES
FOR THE DEMOLITION OF UNSAFE STRUCTURES**

Notice is hereby given that a public hearing will be conducted by the City Commission of the City of Fort Meade, Florida, on August 14, 2018 at 7:00 p.m., at the City Mobile Home Park Activity Center, 1046 SE 2nd St, Fort Meade, FL 33841, concerning the adoption of a non-ad valorem assessment roll for unpaid costs and expenses incurred by the City for the demolition of unsafe structures. The purpose of the assessments is to reimburse the City for costs and expenses that it incurred for the demolition of unsafe structures when the costs and expenses are not paid timely by the property owners by placing the unpaid amount as a non-ad valorem assessment on the property owner's annual property tax bill. All non-ad valorem assessments approved by the City Commission will be collected by the Polk County Tax Collector.

All affected property owners have the right to appear at the public hearing and to file written objections with the City Commissions within 20 days of the publication of this notice. Written objections should be sent to City of Fort Meade's City Hall, West Broadway, Fort Meade, FL 33841, attention Melissa Cannon, Deputy City Clerk.

Property Owner	Parcel ID	Amount of Assessment
Douglas C Burtz	25-31-34-484500-006020	$1,079.40
Freeman Freda Est	25-31-34-474300-007100	$1,092.55
TOTAL		$2,171.95

City of Fort Meade, Florida
PUBLISH: The Polk County Democrat
Publication date: July 25,2018

‘Slice of Heaven on US 27’ exhibit opens

WRITTEN BY
BRIAN ACKLEY
NEWS CORRESPONDENT

LAKES WALES – Memories of yesteryear, when thousands of visitors used U.S. Highway 27 as the primary route in and out of south Florida, is the subject of a new exhibit at the Lake Wales Depot Museum.

Featuring old Florida tourist destinations, the “Little Slice of Heaven on US 27” exhibit is a road trip down memory lane. Following the development of US 27 in 1926, which runs from Miami to Fort Wayne, Indiana, it was designated the Claude Pepper Memorial Highway by the State of Florida, who was a long-time US Senator and congressman. The road was the state’s principal highway for travelers to and from Florida. US Highway 27 is now one of the country’s oldest, historic highways.

“US Highway 27 is the backbone of Florida’s interior, and its history is intertwined with Polk County and the old-Florida tourism industry of the mid-twentieth century,” noted Bartholomew Delcamp, curator of the Lake Wales Museum.

The “Little Slices of Heaven on US 27” exhibit will highlight the unique tourist attractions which developed over the 20th century in Florida spanning 500 miles throughout the middle of the state from Tallahassee to Miami.

Tourists and travelers made their way along the highway, stopping at funky attractions, animal shows, natural springs, citrus grove stands, famous restaurants, hotels and other unusual destinations. The exhibit is a visual road-trip through bygone Florida with photos, videos, memorabilia, artifacts and art on loan by Florida artists and area historical museums.

“It’s quirky, fun and what Florida summers are all about — hopping in the car for the day and finding little roadside treasures along the way,” says Jennifer D’hollander, director of the museum.

The exhibit is produced by the South Florida State College Museum of Florida Art and Culture, where the debuted last month. It is now traveling throughout the state of Florida, and the Lake Wales Museum is the first stop. The exhibit is sponsored in part by the National Endowment for the Arts and the Highlands County TDC.

The Lake Wales Museum features historical exhibits, train cars, educational programs and group tours, and is open Tuesday – Saturday from 9 a.m. – 5 p.m. Admission is free. Parking is free and the first floor is accessible for persons with disabilities, wheelchairs and strollers. For more information contact the Lake Wales Museum at 863-676-1759 or visit www.cityoflakewales.com/439/Depot-Museum.

LW millage rate likely to stay the same

WRITTEN BY
BRIAN ACKLEY
NEWS CORRESPONDENT

LAKE WALES – For the first time in a few years, Lake Wales residents will likely pay the same millage rate as they have in the previous tax year.

City commissioners agreed last week to set the potential millage rate at 7.0438, which is the current tax rate. In the past several years, the city has adopted the so-called “rollback” rate which lowered the millage number by an amount that was equal to the increase in tax dollars realized from growth in the city’s existing tax base for that year.

However, officials have expressed concern that if a statewide voter referendum that would increase the homestead property extension passes this fall, the city will lose about $200,000 in tax revenue. By keeping the rate the same for the new fiscal year which starts Oct. 1, that potential loss of revenue will be offset.

“That will provide us with some cushion against future years if in fact the homestead exemption passes. We’ll have our fund balance fully funded,” City Manager Ken Fields said. “We’re being judicious in making sure we fully fund our reserves looking to the future.”

Commissioners could still lower the millage and use the rollback rate again this year, but based on input from commissioners at several budget workshops this summer, it’s likely to stay at the number they set last week.

Fields said losing revenue from the increased homestead measure would have implications if combined with a lower tax rate.

“It will slow the city’s growth, there’s no doubt about it. It would not be a panic event, we would not have to do major cutbacks or anything,” he added. “It would flatten out our revenues basically if it passes.”

The proposed spending plan, which city leaders will discuss for perhaps a final time during a budget workshop on Aug. 14, includes a net increase of about four city employees, mostly in planning and development, and for a full time person at the municipal airport.

“I take that as a good sign. There has been a lot of activity,” Fields added about the new positions. “We’re seeing a pickup in residential and commercial. And of course we’ve seen our CRA and downtown Main Street organizations becoming very very active.”

The plan provides for a two percent cost of living raise for city employees, and also includes another new fee on residents. Although a final figure has not been established, a stormwater charge that Fields estimated would average around $5 a month per household is also part of the proposed budget.

WORSHIP DIRECTORY
discover a place of worship near you

Freewill Baptist Church
Pastor, Mike Scorsome
1125 Hwy 17 South
Bartow, FL
33830
863.533.4734
CHRISTIAN HOME
KJV Fundamental Premilennial
•Southern Gospel Music Only
•Sunday School 10:00 am
•Sunday Morning 11:00 am
•Sunday Night 6:00 pm
•Wednesday Night 7:00 pm

LIGHTHOUSE BAPTIST CHURCH
Independent Baptist
307 ABC Rd, Lake Wales
(3 miles S of SR 60 on US 27)
David Williams, Pastor
Old-Fashioned Preaching & Hymns-KJV Bible
Sunday School, 9:30am
Sunday Morning, 10:30am
Sunday Night, 6:00pm
Wednesday Night, 7:00pm
638-2040

Holy Cross Episcopal Church
201 Kipling Lane
Winter Haven, FL 33884
863-324-4021
holycrosswinterhaven.com
Rev. Deke Miller, Vicar
Sunday Worship
Rite I 8:00 a.m.
Rite II with Music 10:00 a.m.
Children’s Chapel and Sunday School
During 10:00 service
Wednesday Night Dinner and Bible Study 6:00 p.m.

ADVERTISE YOUR WEEKLY SERVICE 12.50/WK

ADVERTISE YOUR SPECIAL EVENT $50/WK

863.804.3279

New Life BAPTIST CHURCH
• Sunday School 10 am
• Morning Worship 11 am
• Sunday Evening 6 pm
• Wed Evening 7 pm
*KJV Bible Preaching
*Hymns & Spiritual Songs
Pastor Maurice Thompson
807 West Memorial Blvd.
Lakeland
863.229.6337
“ALL WELCOME”

Everyone Welcome
BARTOW CHURCH OF GOD
1460 East Stuart St
Bartow, FL 33830
863.868.8603
Elwood F. Kern, Pastor
Sunday School, 10:00am
Morning Worship, 11:00am
Sunday Evening, 6:00pm
Wednesday, 7:00pm

Mayor Fultz speaks to county commission

WRITTEN BY
CHARLES A BAKER III
AND
BRIAN ACKLEY

EAST POLK COUNTY – Speaking publicly at the onset of the Polk County budget vote July 18, Lake Wales Mayor Eugene Fultz told Polk County Commissioners that recently, representatives from Lake Wales, Haines City, Frostproof, Davenport, Dundee and Lake Hamilton have been meeting as an "advocacy group" to discuss various joint projects and opposition to county tax policies.

During his speech, Mayor Fultz went off script and used the words "Unfairly taxed." A copy of his prepared remarks did not include the phrase.

"It all started out as an attempt to identify areas where we could share services and band together to reduce costs," Lake Wales City Manager Ken Fields said. "But what has also come up, the six cities felt that in some ways the county isn't treating us fairly, that we don't receive our fair share of services or funding from the county."

On a proposed but killed at the last minute fire tax, Mayor Fultz said a county fire tax would not benefit residents of cities with their own fire service. On libraries, Mayor Fultz alleged that the county decreased the millage rate for libraries and asked when that funding would be restored. On transportation, Mayor Fultz asked the county commissioners why there were not buses that ran up and down US27. On parks, the mayor said many county residents use city parks and that there are not enough parks in the east part of the county.

"There will be more times that we will be there at county bringing up our concerns," Mayor Fultz said during a recent city commission meeting. "If you look at the allocations and distribution of money that's gone out already, the majority of it has gone to Lakeland and Winter Haven, and we've not seen any come to the east side of the county."

The mayor, his city manager Ken Fields and Frostproof Mayor Martin Sullivan all left before County Manager Jim Freeman had a chance to respond.

Freeman said the fire tax was changed to a tax exclusively benefitting Polk County EMS; that ambulances are stationed in every city; that the state legislators mandated a library tax break during the recession and that increasing the library tax is possible in the future; on buses the Ridge cities could produce matching funds and lobby to set up such a line. On parks, Freeman said there are a few cities on the Ridge that have very few city parks.
Immediately following Mayor Fultz's statement, an Auburndale resident stepped to the podium for his turn at the mic. His nervous stature and reference to taxation without representation didn't help make his point.

"If I call 911 the City of Auburndale is coming to my house," the resident said.

"Does Auburndale have ambulances?" asked Commissioner George Lindsey.

"I couldn't tell you," was the reply. "They don't," Commissioner Lindsey said. The Auburndale resident quietly went back to his seat. This was at the onset of the hearing, before the county manager had a chance to explain his reasoning for changing his budget recommendation the day before the public hearing.

NOTICE OF PUBLIC SALE

Notice is hereby given that on August 14, 2018 Extra Space Storage will sell at public auction at the storage facilities listed below to satisfy the lien of the owner, personal property described below belonging to those individuals listed below at the following locations:

Extra Space Storage 1492
@ 1012 US Highway 92 Auburndale, FL 33823 (863)-221-0007
(August 14, 2018 @ 9:30 AM)

F0733	Tarshell Sheffield	Household goods, books
H1208	Scott Shipman	Household Goods
H1021	Daquita Forbes	Household Goods
H1172	Heather Brooks	Household Goods
D0335	Yvonne Jones	Household goods
F0752	Treasures of Life Academy	Desks, Boxes
I0514	Lori Miller	Household Goods
H1098	Gisela Galan	Household Goods
I0560	Autumn McFall	Household Goods
I0546	Autumn McFall	Household Goods
F0724	Autumn McFall	Household Goods
I0565	Militsa Marchany	Household goods
I0584	Patricia Phillips	Household Goods
I0556	Virjinie Gachette	Household goods
A0105	Jean-Janice (Nicole) Sanchez	Household Goods
G0818	Amanda Morris	Household Goods

Extra Space Storage 1596
@ 2930 US Hwy 98 N Lakeland FL 33805 (863) 224-2677
(August 14, 2018 @ 11:00 AM)

1218	Billy Tipton	Household goods
1014	Megan Ballard	Furniture, household goods
5004	James Chestnet	couches, beds, motoped
4041	Jonathan Dozier	Appliances, boxes
5029	Lilly Lee	furniture
3008	Alexandra Rivera	household goods
5043	Shawander Stancil	Furniture boxes, totes

Extra Space Storage 1494
@ 6445 S Florida Ave Lakeland FL 33813 (863) 647-4172
(August 14, 2018 @ 12:30 PM)

B0225	Dina Blanchard	Household items
F0707	Tim Gates Jr.	Furniture & personal items
P1518	Ralph Mervine	Household goods
C0444	Dina Blanchard	Householdl goods
N1277	ClogBlasters LLC	Business Goods
H0815	Fernando Liwanag	Household goods
K0905	Jenn Bower	dresser, desk, vanity, table , boxes
J1144	Ralph Yeanuzzi	Household goods
B0229	Randy Sherlock	Furniture & household goods
J1037	Monica Takacs	Furniture & boxes of household goods
K0901	Keosha McDonald	Totes clothes & household goods

Extra Space Storage 1493
@ 2190 Harden Blvd, Lakeland FL 33803 (863)-680-8092
(August 14, 2018 @ 2:00PM)

A0123 - Lisa Underwood - household goods
B0325 – Summer Potts – household goods
E0885 - Jennifer Webb – clothes/furniture
C0467 – Keith Jackson – household goods
F0910 – Carla Williams – household items/hospital bed/couch
A0121 – Tiea Johnson – household goods
E0762 – Jordan Hollingshead – household items

Purchases must be made with cash only and paid at the above referenced facility in order to complete the transaction. Extra Space Storage may refuse any bid and may rescind any purchase up until the winning bidder takes possession of the personal property.

7/25, 8/1, 2018

EDITORAL

What would Conrad Schuck do?

WRITTEN BY
S.L. FRISBIE
NEWS COLUMNIST

Back when I was a little kid of 10 or so — we're talking about maybe 1951 — one of my great adventures was to ride my bicycle a couple of miles to the Wonder House on the south side of Bartow and see the wonders that were aggregated there.

It cost a nickel to get into the ground floor of this four-story domicile and see dead snakes preserved in gallon jars of whatever dead snakes are preserved in.

Until last week, I considered myself to be one of Bartow's foremost authorities on the Wonder House, based on stories told to me by Dad and a number of stories published by our newspapers and others.

After hearing the present owners — Drew Davis and Krislin Kreis — speak to Rotary last week, I realize the paucity of my knowledge.

Long-time Bartowans know the basics: in 1926, Conrad Schuck, who lived in Pittsburgh, was told by his doctor that he had only a few months to live, perhaps a year if he moved to Florida.

Being nobody's fool, he moved to Florida with his five sons and four daughters (a tenth child had died in infancy) and set out to build his dream house. He lived another 40 years.

An inventor of no small imagination, he built a home that was described, among other things, as "The House of a Thousand Gadgets."

Rock quarried from the north side of the house was used to create a swimming pool (some call it a moat) in the front yard, and provided part of the building material for the house.

The design included a natural air conditioning system that involved capturing rainwater and flowing it through hollow concrete columns built into the walls.

There were porches on all four sides of the house. Every bedroom in the four-story home had a balcony with an outdoor bathtub.

In addition to its four floors, it had a basement and a sub-basement.

In its earlier days, it sometimes was referred to as "The Crazy House" by people who declared that the person building it must be crazy.

It had a mirror on the top of the chimney which directed sunlight into a mirror in the fireplace three floors below, which then focused light onto a prism which could be adjusted to project a variety of colors into the living room.

Given Conrad's German heritage, this device was believed by some to be used to signal Germans. He was arrested and jailed for three days during World War II, then released.

The FBI issued a press release declaring that Conrad Schuck was not a German spy.

Though there are different dates given as likely completion, the present owners believe construction ended in 1941.

Conrad lived in another house diagonally across the street from his Wonder House (it drew its name from a Ripley's Believe It or Not feature) and never lived in his remarkable creation.

Its first resident was Lucy DuCharme, who bought it in 1964. Given her flair for the dramatic in any activity she undertook, she was known with affection as Lucy B. DeMille.

Since Lucy's death, the house has been purchased and abandoned by two purchasers who were unable to take on the investment to renovate it.

Drew and Krislin have undertaken to restore it to its one-time grandeur, undeterred by water leaks, termites, and the damage inflicted by vandals.

Their goal, they say, is to not to create a Wonder House of their own imagination, but to ask themselves at each juncture in the restoration process, "What would Conrad Schuck do?"

(S. L. Frisbie is retired. He and Mary visited Lucy in her showplace home several times. She once confided to them that she had given consent to filming of scenes for a first run movie on the grounds. Unknown to her, the movie was the story of a priest who recruited altar boys as sexual conquests. The Wonder House scenes were filmed beneath one of the two bridges over the pool in front of the house. Lucy referred to it as "that wretched movie!")

Water War Heads

FROM PAGE 5

At the July 19 meeting, PRWC Chair and Polk County Commissioner George Lindsey said for two years, the PRWC board has been discussing abstract project ideas to make sure there is enough water available in Polk County to meet public demand by 2035. Lindsey asked de la Parte whether the legal action filed would further delay any of the Polk County alternative water supply projects. The answer was yes.

De la Parte told the PRWC board that Florida Division of Administrative Hearings, Administrative Law Judge Francine M Folkes, was assigned to the case and the first day of the hearing would be January 28, 2019 at a SWFWMD office in Tampa. Judge Folkes ordered the parties to start mediation by early September.
Court documents reveal more details. After SWFWMD lawyers petitioned a judge to handle this case, SWFWMD lawyers and lawyers representing the coastal community both filed motions to dismiss the Polk County petitions.

On July 17, de la Parte filed a motion for a 10-day extension to respond to said motions to dismiss, citing that the motions to dismiss were lengthy, that the law is complex and that he had to attend a work conference around the deadline to file a reply.

SWFWMD lawyers described his petition for an extension as, "a pattern of conduct, evidenced even in the early stages of this litigation, intended to delay the orderly and efficient progression of this proceeding."

Just days before filing this legal action, de la Parte and his legal team filed three Polk County Water Use Permits requesting permission to draw water off the Peace River, Peace Creek and the Alafia River. The applications request 18, 12 and 10 million gallons per day be drawn off each respective river. The numbers have never been discussed publicly. No PRWC board members questioned the numbers July 19.

On June 18 the Winter Haven Sun told Commissioner Lindsey that before legal action was filed, SWFWMD officials provided the newspaper with statements indicating that if the water permit for the coastal community was approved that would not automatically mean residents from Polk County could not benefit from the same practice if somebody in Polk County applied to do so.

"If that is true, it will come out at mediation," Lindsey said.

According to PRWC Executive Director and Polk County Assistant County Manager Ryan Taylor, if mediation is not successful, county taxpayers may be funding a $395K legal battle. Residents of Winter Haven would pay $78,816 in addition to general PRWC committed funding under an agreement worked out by County Manager Jim Freeman and multiple city managers.

The PRWC next meets in late September. Prior to that meeting, there will be a closed to the public legal session. De la Parte told the PRWC board that he could not "talk freely" with the PRWC board if members of the public were listening.

Lakeland resident Charles Cook was the first member of the public to make a statement at a PRWC meeting since at least August 2017. Cook, who worked around the Peace River for 20 years before retiring, encouraged the PRWC board to focus more on restoring the aquifer than water supply. He said if they did, maybe Kissingen Springs could come back to life someday.

No tax increase proposed

WRITTEN BY
JEFF ROSLOW
NEWS CORRESPONDENT

BARTOW – On Tuesday, Aug. 7, the Bartow City Commission scheduled a work session for the budget and review commissioners policies and procedures. The meeting on the two subjects begins at 9:30 a.m. at Bartow City Hall.

"I will tell you that we have no tax increases for the 10th consecutive year," City Manager George Long told commissioners at the July 16 meeting.

He said there is no increase in the assessment for stormwater and there is a slight increase in the fire assessment, which was scheduled. The proposed millage rate is 3.578.

In a letter to commissioners, Long said the city's operating expenditures increased by 12.4 percent and that excludes money collected by electric power.

NEW CRA MEMBER APPOINTED: Laurisa Clay was appointed to fill a seat on the Community Redevelopment Agency, replacing member Clif Lewis in October, the Bartow City Commission approved at its July 16 meeting.

Clay said in her application that she would like to bring youth and freshness to the board and be a liaison for the city.

In a letter from May 31, Lewis told the city of his planned resignation when his term expires September. However, he added if a replacement is not found by then he will continue serving if that is what the city would prefer. He also said that he would remain active in rebuilding the areas of Bartow and working with the CRA.

"I have attended CRA meetings for over 25 years as an observer and have plans to continue my active involvement as an observer. I am more than willing to adjust the date of my resignation in a manner that will be the least bit disruptive," he wrote.

Lewis is the chairman of the Neighborhood Improvement Committee which oversees the L.B. Brown House in east Bartow and is helping to improve the area.

Polk County
BUSINESS DIRECTORY
Make Sure Your Business Is Listed!

ACCOUNTING/TAXES

Accounting & Tax Edge LLC
Locally Owned & Operated By Christina Hansen CPA
America Counts on CPAs
Local • Personal • Professional • Planning • Advice

When It Comes To Taxes... You Need An Edge!

Accounting & Tax Edge
864 1st Street South
Winter Haven, FL 33880
863-875-7853
www.YourTaxEdge.com

APPLIANCES

RELIABLE APPLIANCES AT AN AFFORDABLE PRICE
AFFORDABLE APPLIANCE
- Major Brands
- New & Used
- Service
- DIY - Parts
www.appliancesbartowfl.com

Two Convenient Locations
220 Manor Drive
Bartow, FL 33830
(863) 533.8775
804 S 6th Avenue
Wauchula, FL 33873
(863) 767.1095

AUTO/COACHWORKS

Roger Barfield
Owner
Warranty Work & Ins. Claims Honored
AUTO & COACHWORKS OF CENTRAL FLORIDA
Ph: (863) 967-5463
Fax: (863) 967-3268
3650 Havendale Blvd.
Winter Haven, FL 33881

CREMATION SERVICES

Gilley's FAMILY CREMATION



- Direct Cremation Service
- Serving ALL of Central Florida
- Free In-Home Consultations
- Family-Owned & Operated
- Flat Fee $695 - No Hidden Costs

FREE CONSULTATION
Includes Consultation, All Filings & Documentation
863-875-9079
gilleyscremation.com

APARTMENTS

Relax and Enjoy Living at Fountain Place Apartments
1 & 2 Bedroom Homes Available
Fountain Place APARTMENTS
1350 North Wilson Avenue * Bartow, FL 33830 *863-534-3034
www.myfountainplacehome.com
For more information, please contact Tami at 863-534-3034 or rentnow@myfountainplacehome.com

APPLIANCES/TVS

THANKS for Voting US #1
2015 Readers Choice Award Winner
BEST Appliances
BEST Appliance Repair
Lake Wales / Frostproof
Hermans TV & APPLIANCES, INC.
ESTABLISHED 1956
*Whirlpool * Kitchenaid
*Crosley *Estate
*Amana Family Owned & Operated

114 W. Park Ave, Lake Wales
676-1479

CONTRACTING/MISC.

Call 863.804.3279 to advertise

Crossword Answers from Page 15

H	I	N	D	U		A	L	A	M	O		F	L	O	G		D	A	N	G
O	B	O	E	S		N	I	K	O	N		R	O	M	O		O	R	E	O
N	E	T	W	O	R	K	F	A	M	E		A	N	N	O		U	R	G	E
	G	E	S	T	A	L	T		S	A	W	N	E	I	G	H	B	O	R	S
				O	B	E	S	E		L	A	T			O	U	T	W	I	T
I	N	A	T	U	B		O	S	U		V	I	S	I	O	N				
N	O	T	O	R	I	O	U	S	P	S	Y	C	H	O		K	I	C	K	S
C	H	E	R			N	T	E	S	T			O	U	I		S	H	E	P
H	O	N	C	H	O	S			Y	E	A	S	T		B	A	N	A	N	A
			H	E	L	P	M	E		T	R	A	F	F	I	C	T	O	Y	S
A	G	S		I	D	E	A	L	S		E	G	O	I	S	T		S	A	M
T	I	T	A	N	I	C	J	A	W	S		A	R	N	E	S	S			
B	R	O	N	Z	E		O	M	A	H	A			I	S	O	L	A	T	E
A	L	O	T		S	U	R			A	A	R	O	N			A	V	O	N
T	Y	P	E	S		S	I	D	E	W	A	Y	S	G	R	A	V	I	T	Y
				P	E	A	N	U	T		S	E	C		O	D	E	S	S	A
P	O	S	T	A	L				C	N	N		S	A	D	I	E			
S	U	P	E	R	B	A	D	H	A	I	R		R	O	L	L	S	B	Y	
A	T	O	M		O	G	R	E		G	I	A	N	T	S	P	L	A	S	H
L	I	S	P		W	H	O	S		E	P	C	O	T		H	O	M	E	R
M	E	E	T		S	A	P	S		R	E	A	D	Y		I	B	A	R	S

steve
PINCKET
for Judge

Endorsed by
Law Enforcement

Will Defend Our
Constitution

Paid political advertisement by the Committee to Elect Steve Pincket for Tenth Circuit Judge, Group 11. Approved by Steve Pincket.

KIDS EAT FREE

On TUES & SAT from IIAM to 930PM, BBQ lovers 10 and under eat for FREE.

HOME IMPROVEMENT

AIS SHOWER DOORS, INC.
"Where Quality Comes First!"
Professional Sales • Installation • Service



We Specialize in Frameless Shower Doors/Enclosures
Residential/Commercial

FREE In-Home Consultation/Quote

Member of the Polk County Builders Association
Locally Owned & Operated
Licensed & Insured
WE GLADLY ACCEPT VISA & MASTERCARD

CALL TODAY
(863)393-8209
(863)667-1200

www.AISshowerdoors.com

MOVING/DOWNSIZING?

OrganizedHaven
HELPING YOU ORGANIZE THROUGH ALL OF LIFE'S STAGES

Nicole Ramer ~ Serving Seniors & Their Families Since 2013

Is Your Home or Office Cluttered?
Do you need to Downsize?
Do You or a Loved One Need a Senior Move Manager®?

- Decluttering
- Downsizing & Moving
- Estate Clearing
- Home Inventories
- Home Organizing
- Office Organizing
- Packing & Unpacking
- Paper Organizing
- Space Planning
- Staging Home For Sale

www.OrganizedHaven.com • 863.268.4041

Winter Haven Chamber of Commerce MEMBER · NAPO · BLFS · NASMM

REAL ESTATE

JUDY B. CLEAVES PROPERTIES, INC.

Chris Goode - REALTOR®
chris@jbcleaves.com
863-287-5454

Brittany DeVore - REALTOR®
brittany.n.devore@gmail.com
863-412-4847

131 5th Street N.W.
Winter Haven, FL 33881
www.jbcleaves.com

ROOFING

We always make sure the job is done right.
Every time.
GET A QUOTE NOW

R.I.G.

(863) 294-4477
www.RigRoofing.com
2001 Havendale Blvd. NW, Winter Haven 33881

ROOFING

CODE RED ROOFERS
ROOFERS WHO RESPOND

863-845-3120
ROOFERS WHO RESPOND
CODEREDROOFERS.COM

ROOFING

Winter Garden's Premier Roofing Company Since 1978

Serving Polk County & ALL of West Orange County

Fully Licensed & Insured
Roof Repairs and Replacements
License #RC29027533

FREE ESTIMATES
863-965-8920
WestOrangeRoofing.com

VITAMINS

Ask us about

- Vitamin C • Herbal Supplements
- Weight loss Supplements
- Weight Loss Protein • Whole Body Detox
- Energy Supplements
- Natural Oils • Organic Virgin Coconut Oil
- Protein Bars • Probiotics • Raw Moringa
- Topricin Pain Relief and much more!

M-T-Th-Fri 9:00-6:00
Wed & Sat 10:00-5:00

NOW® Live Happy. Live Healthy. Live NOW.

Vitamins on Sale! 20% OFF

Owner Silvia Saldana has over 20 years experience in the business!

VITAMINS OF THE SUN

863-537-7376
1105 S. Holland Pkwy-Suite C Bartow
Located next door to the Metro PCS store

WOMENS RESOURCES

High Quality...Low Prices

Thrift Shop

167 Avenue A, N.W.
Winter Haven
Monday-Friday 10am-5pm
CLOSED Saturday & Sunday
863.293.4137

Cheep BOUTIQUE

CLASSIFIEDS

Bartow • Lake Wales • Fort Meade • Frostproof • Winter Haven

863-533-4183

SERVICES

CAREGIVER, will take care of your Loved Ones, support, prepare food, errands; *reasonable rates* **863.712.3890** 7/4

RENTALS

Frostproof Villas

140 Pear Ave
Frostproof, FL 33843
863.635.9597 TDD: 711
1 & 2 Bedrooms Available
1 bedroom $509-$651
2 bedroom $575-$717
Cozy apartments with central a/c & heat, carpet, tile, washer/dryer hookups and much more.

"This is an equal opportunity provider and employer."

REAL ESTATE

2 For Price of One
Property includes
1bdrm/1bath Duplex and
24-year established
Beer/Wine Bar w/equp
& fixtures in NW WH
Owner retiring
$130,000
Serious inquiries only.
863-696-1555

AUTOS

2015 DODGE GRAND CARVAN Wheelchair van with 10" lowered floor ramp tie-downs. **813.569.0729**

CUSTOM TRAILER HITCH w/wiring harness for Honda Odyssey 2010-2017 w/2" receiver; only used once. $195.00 **863.537.7799**

HELP WANTED

THAI HAVEN
Experienced Chef knowledgeable in authentic Thai cuisine wanted. Ability to communicate in Thai a plus.

Responsibilities include:
•Placing orders, purchasing ingredients used in food preparation.
•Train new personnel
•Be able to manage and maintain day to day operation of kitchen with no supervision.
•Create new and maintain existing menu. Ensure customer satisfaction by being able to explain menus and foods to customers when called upon in both English and Thai.
•Any other duties as assigned by owners.

Please send resume to
ThaiHaven@hotmail.com
or
309 W Central Ave.
Winter Haven, FL 33880

HELP WANTED

Now Hiring
PT Sales Person
We will train for this position.

Position is for the Lake Wales Home Depot

Retirees encouraged to apply

Call 863-385-2665
or email resume
margie@advancedairsebring.com

Williams Dairy Trucking Company
is accepting applications for ***truck driver*** positions. The individual must have CDL Driver License, a clean MVR, Tanker Endorsements, at least 1-2 years of experience. *Great Pay and Sign on Bonus!!!*
To apply please contact Andy at 912.367.9160

RUN YOUR AD HERE.
4 LINES,
4 weeks, $49.00
Call today!
863.533.4183

FOR SALE

2 BURGANDY RED LEATHER swivel rocker recliners $425. Burgandy Red Shag Rug $50 WH **863.965.0461**
5/9,16,23,30

BEIGE LEATHER LOVE SEAT, Coffee Table, 2 End Tables, 2 Lamps $400 **WH 863.965.0461**
5/9,16,23,30

QUEEN SIZE BEDROOM SET. Headboard, 2 End Cabinets, Armoire, Oriental Design. $500. **WH 863.224.9591**
5/9,16,23,30

WOMEN'S CLOTHING all sizes $1.00; Antique silver plated platters $10.00 ea. WH **863.845.5331**
6/13,20,27, 7/4

OVAL AREA RUG. 7'3x5'3; ivory center w/brown/blue border. Perfect condition. Photo available. $40 **863.875.2503**
7/25

PETS

USE KENNEL DIP® to control fleas, ticks, mange mites & stable flies. Control mosquitoes where they breed! Florida Farm & Ranch Supply **(863-533-1814) (www.kennelvax.com)**

PARACIDE® SHAMPOO controls fleas & ticks topically. Provides luxurious coats for dogs and cats!
At Tractor Supply
(www.kennelvax.com)

RUN YOUR AD HERE.
4 LINES,
4 weeks, $49.00
Call today!
863.533.4183

LEGAL PUBLIC NOTICE

City of Fort Meade, Polk County of the State of Florida,
Petitioner,
vs.
Rickie A. Morris
Respondent (s)
Complaint No.
CE18-0143
Respondent(s)
City of Fort Meade

NOTICE OF DEMOLITION

To: Rickie A. Morris, whose last known address was 123 S. French Ave, Fort Meade, FL 33841-3341 and any successors in interest to the below described property.

RE: Structure(s) being situated on a parcel described as: 25-31-27-472730-018080 BROWN S H PB 2 PG 28 BLK R LOT 8

Take Notice that pursuant to City of Fort Meade International Property Maintenance Code: 108.1.1, 108.1.3, 108.1.5, 108.5, 302.1, 302.4, 302.5, 304.1.1 1-13, 304.2, 304.5, 304.7, 304.9, 304.13, 304.14, 305.1.1. The Building Official for the City of Fort Meade and the Code Enforcement Official of the City of Fort Meade has determined that the structure(s) referenced above are dilapidated structure (s) as defined in the International Property Maintenance Code 2015. The structure(s) must be demolished and the debris must be removed to an authorized landfill or the structures(s) must be substantially repaired within thirty (30) days after this notice has been served. In order to repair or demolish said structure, you must first obtain a building or demolition permit from the Fort Meade Building Department. If a building or demolition permit is required, you are still bound by the thirty (30) day time period allowed in the Building Departments permits for exercise of said permits. You must call the Building Department when the structure has been substantially repaired or demolished.

If the dilapidated structure(s) are not demolished or substantially repaired as set Forth above within thirty (30) days, the structure(s) shall be demolished by the City of Fort Meade.

Should you fail to demolish or substantially repair the dilapidated structure(s) within the 30 day time period, please be advised that you may wish to remove all personal property and site improvements from the subject property. The cost of the demolition and removal of debris shall be assessed against the property owners and imposed as a lien against the real property. If not satisfied, the lien may be foreclosed after a period of two years in the manner provided in Chapter 173, Florida Statutes. In order to receive an extension of time, you must contact the Building Department immediately upon receipt of this Notice. The thirty day time period may be enlarged by the Demolition Coordinator in writing for good cause shown. In order to receive an extension of time, you must contact the Code Enforcement Department (863) 285-1165 immediately upon receipt of this Notice. A verbal extension of time is not sufficient to enlarge the time period and will not protect your rights.

Any questions regarding this Notice of Demolition may be directed to the following:
Mary Jo Russell / Casey Riley,
Code Enforcement Officer
20 Langford Street
Fort Meade, Florida 33841-0856
863-285-1165
Dated: July 23, 2018

Call for a subscription:
863.533.4183

CALL 863.804.3279 TO PLACE YOUR AD!

Couple trying to bring back Wonder House

Bought from foreclosure couple sees tours ahead when done

WRITTEN BY
JEFF ROSLOW
NEWS CORRESPONDENT

BARTOW – On their second date Kristin Krelis asked Drew Davis if he'd ever heard of the Wonder House. He hadn't but when they traveled to Bartow to see it, they decided to buy the house that had been neglected since it went into foreclosure in 2011.

"It was a magical, mysterious place in the middle of nowhere," Krelis said on the Netflix show "Amazing Interiors," which did a 15-minute segment on the couple's effort to turn the house on Mann Road into a place to live and hold tours like it did in The Depression.

At Monday, July 16, Bartow City Commission meeting, Davis and Krelis asked commissioners if the city would help support their effort to hold tours of the four-story, 10,000 square foot house with 24 rooms. Commissioners by consensus were in favor and grateful a Bartow landmark would be revitalized and shared.

"I am happy you rescued this house," Commissioner Trish Pfeiffer told the couple.

In order to turn it into something akin to a museum, City Planner Bob Weigers said there would have to be a zoning change and the couple would have to appear before the Planning and Zoning Commission. Then the City Commission would have to have two public hearings before that could happen.

"The neighbors would concern me the most," Weigers said. "You could have a neighborhood meeting … get it early to get them to buy in and (you may) have success."

Davis said there is still a lot of work to be done before the house would be ready for tours or even parties and weddings as he and Krelis also plan. They are putting in a lot of leg work and money into it to repair it. The couple bought the foreclosed house for $162,000 and since they bought it in January 2015, they have put into it at least $100,000 but Davis said he isn't keeping track of that, though the practicing attorney said he is putting almost all of his paycheck every week into the restoration.

The Crazy House

Conrad Schuck started building the Wonder House in 1926. He moved his family of nine children and wife from Pittsburgh to Florida after a doctor told him he had about a year to live with his weak heart. He was told the warm weather would help him. First the family moved to Homeland, south of Miami, before coming to Bartow.

Schuck never lived in the house and he and oldest son, also named Conrad, worked together for about 40 years on the house. In those days, Davis said, it was sometimes referred to as The Crazy House because people would say, "That guy is crazy."

"I think this gave him a purpose in life," Davis said. "He lived for 40 years."

Schuck was 94 years old when he died in 1971.

In order to continue building, tours were started in 1934. During The Depression, tours cost a nickel and they eventually went up to 25 cents by World War II. It had become a tourist attraction for nearly 30 years.

Davis and Krelis who now live in the house, have the intention to follow the vision Schuck had for the house.

"Luckily we still have this and we can expand on the task to bring it back to where it was," Davis told commissioners. He said his intention is to start with small tours of about 10 people and if successful it can expand from there.

Taking in the personality of Schuck, who was a building supply operator, inventor, poet, orange grove farmer and more, following his desire was the way to go.

"They were completely blank canvases," Davis said about the rooms at the Wonder House when they moved in.

Krelis said, "There was so much water damage and in bad shape … I can't even describe that smell in the house."

But they had a vision, Davis said, "For us it was from the research of how Conrad Schuck would have the house. I can be at least inspired by him."

PHOTO BY JEFF ROSLOW
The Wonder House on Mann Road.

Some of the features of the house Schuck put into it included a pool that looks a bit like a moat with a foot bridge that goes over it, 16 porches with flower boxes, a natural air conditioning system created by a series of hollow concrete columns that gathered rain, an outdoor tub off each bedroom, mirrors that would allow people inside to see who was at the front door from many different rooms and laundry chutes from each bedroom. In the bottom of the house is two pits and underground pumps that Davis called a "22 foot drop into darkness." He said it is full of water and it'll be a lot of scooping.

"It's a house of a thousand gadgets," he said. "It has paintings in the ceiling that you can change to others for other seasons.

Bartow memories

Aside from Davis and Krelis, the only other person to live in the house was Lucy DuCharme, who made the Wonder House into a luxurious home and parties were often held. It was known in town that a party at the Wonder House was not to be missed.

When the couple appeared at the Bartow Rotary meeting on Wednesday, July 18, to tell of their plan and asked members for their memories of the house, Anita Stasiak reminded people of what happened when Bill Stuart was president and went to the yearly Rotary meeting. He was not at the meeting.

"He said he was from Bartow and people there said that is the city where the Wonder House is," she said.

"I remember when I was young I would ride my bicycle and pay a nickel," S.L. Frisbie IV said. "That was just to see the snake." He said the first floor had in jars of pickled snakes and birds. Davis added that he'd heard a story of a human finger in there.

Davis said there is a lot of history he's learned along the way about the Wonder House and the Schuck family. One, he said, is during Halloween he bought a coffin and stayed in there all night. And during a period when trespassers would come by, he thought he'd stop it. He wired up the front of the house, tied cans to them and when he'd pull a string, they'd rattle, scaring off the trespassers."

When the Wonder House is done is anybody's guess the couple says. When it will be open for tours is something they are working for but it is too early to make predictions when that will be.

But for the time, any help the city can loan the couple, they have it.

"Go to Planning and Zoning then bring it to us," Bartow Mayor Leo Longworth said.

HOW DO YOU TREAT A CHILD WHO HAS A LOT OF QUESTIONS? WITH A SPECIALIST WHO ANSWERS THEM.

Her name is Leslie Dempsey and her job is to answer children's questions. Really, really hard questions, like will the cancer go away? Will the procedure hurt? Am I going to wake up? As a Child Life Specialist at St. Joseph's Children's Hospital, her responses are always tempered with kindness, a bit of role-playing and the truth. Leslie's honesty helps children emotionally prepare for their treatment, greatly reducing anxiety, stress and additional trauma to the family. And even though her services are invaluable, they're provided free of charge. Leslie's job may change from day to day, hour to hour, but she maintains she has only one goal: "To help my patients, and parents too, cope with the challenges of an illness and being in the hospital." **Humanity At Work™**

BayCare | St. Joseph's Children's Hospital

OUR NETWORK:

BayCare Behavioral Health • BayCare HomeCare • BayCare Laboratories • BayCare Medical Group
BayCare Outpatient Imaging • BayCare Surgery Centers • BayCare Urgent Care

OUR HOSPITALS:

Bartow Regional Medical Center • BayCare Alliant Hospital • Mease Countryside Hospital • Mease Dunedin Hospital • Morton Plant Hospital
Morton Plant North Bay Hospital • St. Anthony's Hospital • St. Joseph's Hospital • St. Joseph's Children's Hospital • St. Joseph's Women's Hospital
St. Joseph's Hospital-North • St. Joseph's Hospital-South • South Florida Baptist Hospital • Winter Haven Hospital • Winter Haven Women's Hospital

BAYCARE.ORG

18-460226-0718

The News Wire

STATE • NATIONAL • WORLD • BUSINESS • WEATHER

Wednesday, July 25, 2018

4 types of Goldfish Crackers recalled over salmonella fears

See page 3

AP PHOTO

The remnants of a house that was destroyed in the wildfires near the village of Neos Voutzas near Athens, Tuesday. Greece sought international help through the European Union as fires on either side of Athens left lines of cars torched, charred farms and forests, and sent hundreds of people racing to beaches to be evacuated by navy vessels, yachts and fishing boats.

Wildfires in Greece kill dozens

By DEREK GATOPOULOS and ELENA BECATOROS
Associated Press

RAFINA, Greece — The death toll from Greece's deadliest wildfires in decades climbed to 74 Tuesday as rescue crews searched on land and sea for those who sought to escape the blazes that engulfed popular summer resort spots near Athens.

The number of victims appeared set to go even higher, with crews checking charred homes and vehicles and the coast guard scouring beaches and deeper waters. There was no definitive count of the missing.

Fueled by 80 kph (50 mph) winds that frequently changed direction, the fires — one to the west of Athens near the town of Kineta and another to the northeast near the port of Rafina — spread at speeds that surprised many, trapping hundreds on beaches and cutting off escape routes.

All the casualties appeared to be from the fire near Rafina, a popular seaside area that is a mix of permanent residences and vacation homes. The blaze broke out Monday afternoon during a hot, dry spell but the cause was not immediately clear. Aerial photos showed charred swathes of forest and homes.

WILDFIRES | 8

A woman throws water at a telephone pole in Agios Andreas, east of Athens, Tuesday. Wildfires raged through seaside resorts near the Greek capital, torching homes, cars and forests and killing at least 70 people, authorities said Tuesday.

US announces billions to help farmers hurt by tariffs

By KEN THOMAS, PAUL WISEMAN and LISA MASCARO
Associated Press

WASHINGTON — The Trump administration announced Tuesday it will provide $12 billion in emergency relief to ease the pain of American farmers slammed by President Donald Trump's escalating trade disputes with China and other countries.

However, some farm-state Republicans quickly dismissed the plan, declaring that farmers want markets for their crops, not payoffs for lost sales and lower prices.

The Agriculture Department said it would tap an existing program to provide billions in direct payments to farmers and ranchers hurt by foreign retaliation to Trump's tariffs.

With congressional elections coming soon, the government action underscored administration concern about damage to U.S. farmers from Trump's trade tariffs and the potential for losing House and Senate seats in the Midwest and elsewhere.

The administration said the program was just temporary.

"This is a short-term solution that will give President Trump and his administration the time to work on long-term trade deals," said Agriculture Secretary Sonny Perdue as administration officials argued that the plan was not a "bailout" of the nation's farmers.

But that provided little solace to rank-and-file Republicans, who said the tariffs are simply taxes and warned the action would open a Pandora's box for other sectors of the economy.

"I want to know what we're going to say to the automobile manufacturers and the petrochemical manufacturers and all the other people who are being hurt by tariffs,"

TARIFFS | 8

Death Valley reaches high of 127 degrees in SW heat wave

By ANITA SNOW
Associated Press

PHOENIX — Scorching heat radiated across the U.S. Southwest on Tuesday, setting record highs in California's Death Valley, Thermal and Palm Springs in a week that forecasters say could prove to be the region's hottest this year.

The National Weather Service said a new high of 127 degrees (52.7 Celsius) was set at California's Death Valley. Weather service forecaster Chris Outler in Las Vegas said the record broke the previous one of 126 (52 Celsius) registered for the day in 1916.

He said Las Vegas reached a high of 112 (44 Celsius) on Tuesday, but that wasn't a record for the day.

The weather service said other record highs set Tuesday included 122 (50 Celsius) in Thermal, in California's Coachella Valley, and 121 (49.4 Celsius) in Palm Springs.

Forecaster Andrew Deemer said the Phoenix high of 116 (46 Celsius) on Tuesday was tied with the previous record set in 2014.

A high of 124 degrees (51 Celsius) was forecast in Death Valley and was expected to nudge up a few more degrees on Thursday as Arizona and parts of California, Utah and Nevada remained under an excessive heat warning. Highs up to 111 were expected Tuesday in Las Vegas.

Phoenix was also forecast to be among the hottest urban areas in the Southwest, with highs passing 100 (38 Celsius) by midmorning and hitting 113 (46 degrees) by early afternoon.

"The hottest weather of the year will persist the next several days with near record highs for many locations," the National Weather Service in Phoenix said. "After this period of hot and dry weather for the majority of the area, better moisture will arrive back into the region late in the week."

Forecasters extended the excessive heat warning for Arizona's Grand Canyon through Thursday, with highs in the South Rim area expected in the low 90s.

The weather agency uses a complicated formula that varies from region to region to declare an excessive heat warning, including close to record or record-breaking temperatures.

In California, power grid operators called for cutbacks in electricity usage as parts of the U.S. Southwest dealt with another day of scorching heat.

With triple-digit

HEAT | 8

Mars making closest approach to Earth in 15 years

By MARCIA DUNN
AP Aerospace Writer

CAPE CANAVERAL, Fla. — Now's the time to catch Mars in the night sky.

Next week, the red planet is making its closest approach to Earth in 15 years.

The two planets will be just 35.8 million miles (57.6 million kilometers) apart next Tuesday. And on Friday, Mars will be in opposition. That means Mars and the sun will be on exact opposite sides of Earth. That same day, parts of the world will see a total lunar eclipse.

Mars is already brighter than usual and will shine even more— and appear bigger — as Tuesday nears. Astronomers expect good viewing through early August.

A massive dust storm presently engulfing Mars, however, is obscuring surface details normally visible through telescopes. The Martian atmosphere is so full of dust that NASA's Opportunity rover can't recharge — not enough sunlight can reach its solar panels — and so it's been silent since June 10. Flight

MARS | 8



AP FILE PHOTO

This image made available by NASA shows the planet Mars. This composite photo was created from over 100 images of Mars taken by Viking Orbiters in the 1970s.

Experience all-around **Better Hearing** at our **3-Day Special Event!**

Monday, August 6TH through Wednesday, August 8th
By Appointment
2866 Tamiami Trail, Suite D | Port Charlotte, FL 33952

Oticon Opn™ – proven to make hearing easier
With Oticon You can open up to a fuller, more natural hearing experience.

You're invited to try
Oticon Opn™ Risk-Free!
The first hearing device proven to make it easier on the brain.
Come and bring a loved one to receive:
• **Risk-Free 14-Day Trial** – Try it at home, work and play!

OTICON OPN 3™
for only
$1,199 each
A $1,599 Value!

DELTA HEARING, LLC
2866 Tamiami Trail
Suite D
Port Charlotte, Fl 33952
(941) 249-9142

GRANT STEVENS, HAS
Hearing Aid Specialist with 15+ Years Experience

adno=50537884

Thai soccer boys' heads shaved for Buddhist ordination

By TASSANEE VEJPONGSA
Associated Press

MAE SAI, Thailand — The young soccer teammates and their coach who were rescued after being trapped in a cave in northern Thailand had their heads shaved in a ceremony Tuesday as they prepared to be ordained as Buddhist novices and monks.

Eleven of the 12 boys and their coach prayed to ancient relics and offered drinks and desserts in gilded bowls to spirits at a Buddhist temple. The 12th team member who was trapped in the cave didn't take part because he isn't Buddhist.

The boys, whose ages range from 11 to 16, will be ordained to become Buddhist novices in a ceremony on Wednesday, while the 25-year-old coach will be ordained as a monk, said Parchon Pratsakul, the governor of Chiang Rai province.

Wednesday's ordainment ceremony will take place at another temple on a Chiang Rai mountaintop before the group returns to reside for more than a week at the Wat Pha That Doi Wao temple near Thailand's northern border with Myanmar. That temple is close to the group's homes, making it easier for friends and relatives to visit.

"This temple will be where they will reside after the ordination and I hope they will find peace, strength and wisdom from practicing Buddha's teaching," said the temple's acting abbot, Phra Khru Prayutjetiyanukarn.

Buddhist males in Thailand are traditionally expected to enter the monkhood, often as novices, at some point in their lives to show gratitude, often toward their parents for raising them. It's believed that once a person is ordained they gain merit that is also extended to their parents.

Praphun Khomjoi, chief of Chiang Rai's Buddhism office, said the 12 to be ordained will dedicate their merit-generating act of entering the monkhood to a volunteer diver and former Thai navy SEAL, Samarn Gunan, who died while diving during a mission to supply the cave with oxygen tanks essential to helping the boys escape.

Dozens of local residents joined in Tuesday morning's temple ceremonies to show support for the group, whose rescue captivated Thais as well as people around the world. By afternoon, around 200 people had gathered at the temple as monks shaved the heads of the boys and their coach in preparation for the ordainment Wednesday.

"I was so happy to see them alive and I thought it would be good to attend the ceremony to show them our support," said Apinya Winthachai, a local Buddhist nun.

NKorea said to be dismantling key parts of launch site

By KIM TONG-HYUNG
Associated Press

SEOUL, South Korea — North Korea appears to have started dismantling key facilities at its main satellite launch site in a step toward fulfilling a commitment made by leader Kim Jong Un at his summit with President Donald Trump in June.

While Pyongyang could be trying to build trust with Washington as they engage in talks to resolve the nuclear standoff, analysts say dismantling a few facilities at the site alone wouldn't realistically reduce North Korea's military capability or represent a material step toward denuclearization. And they expressed concern that the work is being done without verification.

The North Korea-focused 38 North website said commercial satellite images from July 20 to 22 indicate the North began dismantling key facilities at the Sohae launch site. The facilities being razed or disassembled include a rocket engine test stand used to develop liquid-fuel engines for ballistic missiles and space-launch vehicles and a rail-mounted processing building where space launch vehicles were assembled before being moved to the launch pad, according to the report.

Analysts said North Korea is giving up little in dismantling the rocket engine test site when it's clear the country is satisfied with its current design of long-range weapons and could easily build other similar facilities if needed in the future.

TODAY / TONIGHT

Some sun with a t-storm
HIGH 89°
60% chance of rain

THURSDAY

A thunderstorm around early
LOW 79°
40% chance of rain

FRIDAY

Clouds and sun with a shower or t-storm
90° / 76°
55% chance of rain

SATURDAY

A shower and t-storm around in the p.m.
91° / 76°
60% chance of rain

SUNDAY

Cloudy with a shower or heavy thunderstorm
91° / 76°
55% chance of rain

MONDAY

Mostly cloudy, a shower and t-storm around
90° / 75°
60% chance of rain

Chance for an afternoon thunderstorm
90° / 75°
30% chance of rain

86° GULF WATER TEMPERATURE

Shown is today's weather. Temperatures are today's highs and tonight's lows.

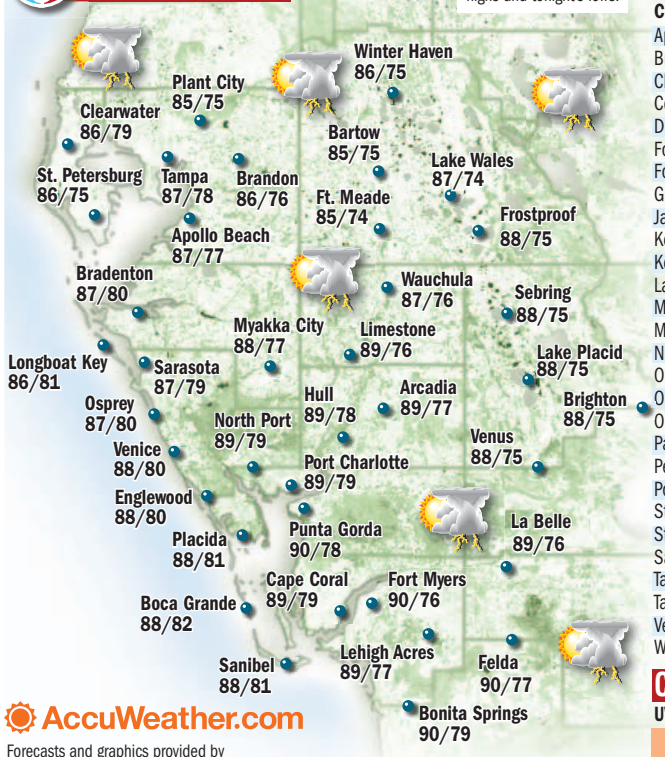

AccuWeather.com
Forecasts and graphics provided by AccuWeather, Inc. ©2018

PORT CHARLOTTE

Punta Gorda through 2 p.m. Tuesday

Temperatures

High/Low	91°/77°
Normal High/Low	92°/74°
Record High	97° (1998)
Record Low	68° (1978)

Precipitation (in inches)

24 hours through 2 p.m. Tue.	0.06"
Month to date	7.49"
Normal month to date	6.49"
Year to date	34.02"
Normal year to date	27.45"
Record	2.05" (1980)

MONTHLY RAINFALL

Month	2018	2017	Avg.	Record/Year
Jan.	1.98	0.88	1.80	9.93/2016
Feb.	0.66	0.94	2.52	11.05/1983
Mar.	0.53	0.80	3.28	9.26/1970
Apr.	1.15	1.59	2.03	5.80/1994
May	15.98	2.74	2.50	15.98/2018
Jun.	6.23	14.79	8.92	23.99/1974
Jul.	7.49	9.02	8.22	14.22/1995
Aug.		13.12	8.01	15.60/1995
Sep.		12.46	6.84	14.03/1979
Oct.		2.54	2.93	10.88/1995
Nov.		0.44	1.91	5.53/2002
Dec.		1.04	1.78	6.83/2002
Year	34.02	60.36	50.74	(since 1931)

Totals are from a 24-hour period ending at 5 p.m.

VENICE

Venice through 2 p.m. Tuesday

Temperatures

High/Low	90°/82°
Normal High/Low	91°/74°
Record High	99° (1989)
Record Low	70° (1967)

Precipitation (in inches)

24 hours through 2 p.m. Tue.	0.00"
Month to date	7.01"
Normal month to date	5.65"
Year to date	21.10"
Normal year to date	26.39"
Record	2.05" (1957)

SEBRING

Sebring through 2 p.m. Tuesday

Temperatures

High/Low	88°/73°

Precipitation (in inches)

24 hours through 2 p.m. Tue.	0.20"

AIRPORT

Possible weather-related delays today. Check with your airline for the most updated schedules.

	Hi/Lo	Outlook	Delays
Ft. Myers	90/76	storms	all day
Punta Gorda	90/78	storms	all day
Sarasota	87/79	storms	all day

FLORIDA CITIES

City	Today Hi	Lo	W	Thu. Hi	Lo	W
Apalachicola	88	77	t	88	76	t
Bradenton	87	80	t	89	79	t
Clearwater	86	79	t	86	78	t
Coral Springs	92	77	t	92	77	t
Daytona Beach	88	73	t	88	72	t
Fort Lauderdale	91	79	t	92	79	t
Fort Myers	90	76	t	90	74	t
Gainesville	88	74	t	87	73	t
Jacksonville	88	71	t	88	71	t
Key Largo	90	80	pc	89	78	t
Key West	91	83	pc	92	81	pc
Lakeland	85	75	t	87	75	t
Melbourne	92	77	t	92	76	t
Miami	91	78	t	91	76	t
Naples	91	82	pc	92	79	t
Ocala	88	71	t	85	70	t
Okeechobee	89	75	t	90	73	t
Orlando	87	73	t	88	73	t
Panama City	88	76	pc	88	75	t
Pensacola	91	77	pc	92	78	pc
Pompano Beach	93	79	t	93	79	t
St. Augustine	86	72	t	86	72	t
St. Petersburg	86	75	t	88	77	t
Sarasota	87	79	t	90	78	t
Tallahassee	90	74	t	89	74	t
Tampa	87	78	t	88	78	t
Vero Beach	93	73	t	93	74	t
West Palm Beach	91	76	t	91	77	t

CONDITIONS TODAY

UV Index and RealFeel Temperature® Today

8 a.m.	10 a.m.	Noon	2 p.m.	4 p.m.	6 p.m.
2	3	9	11	3	1
91	90	99	102	94	93

The higher the **AccuWeather.com UV Index™** number, the greater the need for eye and skin protection. **0-2** Low; **3-5** Moderate; **6-7** High; **8-10** Very High; **11+** Extreme.

RealFeel Temperature is the exclusive **AccuWeather.com** composite of effective temperature based on eight weather factors.

POLLEN INDEX

Pollen Index readings as of Tuesday

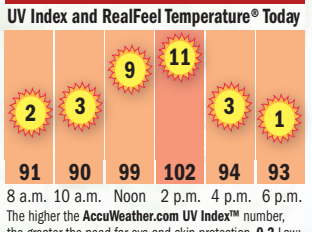

Source: National Allergy Bureau

AIR QUALITY INDEX

Air Quality Index readings as of Tuesday

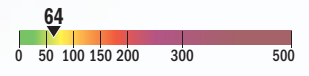

0-50 Good; **51-100** Moderate; **101-150** Unhealthy for sensitive groups; **151-200** Unhealthy; **201-300** Very Unhealthy; **301-500** Hazardous

Main pollutant: Ozone
Source: scgov.net

TIDES

	High	Low	High	Low
Punta Gorda				
Today	4:20a	7:36a	1:47p	10:03p
Thu.	4:55a	8:18a	2:25p	10:37p
Englewood				
Today	2:57a	5:52a	12:24p	8:19p
Thu.	3:32a	6:34a	1:02p	8:53p
Boca Grande				
Today	1:33a	4:15a	11:24a	6:55p
Thu.	2:03a	5:03a	12:01p	7:30p
El Jobean				
Today	4:52a	8:05a	2:19p	10:32p
Thu.	5:27a	8:47a	2:57p	11:06p
Venice				
Today	1:12a	4:31a	10:39a	6:58p
Thu.	1:47a	5:13a	11:17a	7:32p

MARINE

Wind direction	Speed in knots	Seas in feet	Bay/Inland chop
Cape Sable to Tarpon Springs			
SW	8-16	2-4	Light
Tarpon Springs to Apalachicola			
S	6-12	1-3	Light

SUN AND MOON

The Sun	Rise	Set
Today	6:49 a.m.	8:21 p.m.
Thursday	6:50 a.m.	8:20 p.m.
The Moon	**Rise**	**Set**
Today	6:52 p.m.	4:55 a.m.
Thursday	7:38 p.m.	5:43 a.m.

Full	Last	New	First
Jul 27	Aug 4	Aug 11	Aug 18

SOLUNAR TABLE

	Minor	Major	Minor	Major
Today	4:21a	10:33a	4:45p	10:57p
Thu.	5:06a	11:18a	5:30p	11:42p
Fri.	5:52a	12:04p	6:16p	----

The solunar period schedule allows planning days so you will be fishing in good territory or hunting in good cover during those times. Major periods begin at the times shown and last for 1.5 to 2 hours. The minor periods are shorter.

WEATHER HISTORY

On July 25, 1956, a passenger ship collided with a Swedish liner in the fog near Nantucket Lighthouse, Mass.

WEATHER TRIVIA™

Q: What are considered to be nature's air conditioners?

A: Thunderstorms; they cool and cleanse the air

THE NATION

Publication date: 07/25/18

-10s	-0s	0s	10s	20s	30s	40s	50s	60s	70s	80s	90s	100s	110s

Shown are noon positions of weather systems and precipitation. Temperature bands are highs for the day.

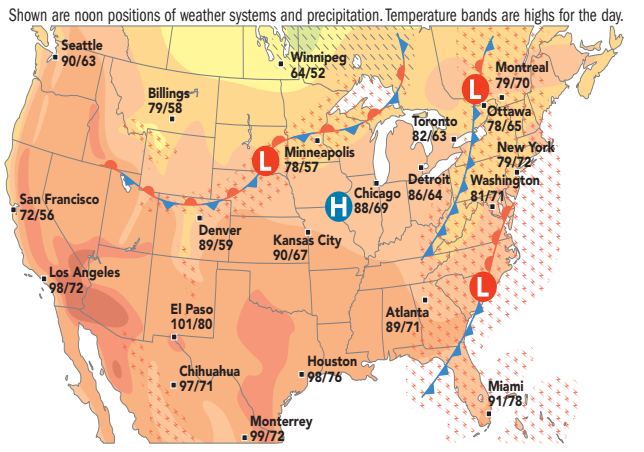

Fronts: Cold, Warm, Stationary
Precipitation: Showers, T-storms, Rain, Flurries, Snow, Ice

U.S. Extremes (For the 48 contiguous states yesterday)
High ..... 114° at Palm Springs, CA
Low ..... 36° at West Yellowstone, MT

City	Today Hi	Lo	W	Thu. Hi	Lo	W
Albuquerque	98	72	pc	95	69	t
Anchorage	67	59	sh	67	56	pc
Atlanta	89	71	t	91	71	pc
Baltimore	80	69	t	86	69	t
Billings	79	58	pc	79	55	pc
Birmingham	91	68	pc	93	70	pc
Boise	100	65	s	99	63	s
Boston	82	72	sh	82	70	t
Buffalo	80	66	t	82	66	pc
Burlington, VT	82	69	t	85	66	sh
Charleston, WV	79	65	t	84	67	pc
Charlotte	87	68	t	90	70	t
Chicago	88	69	s	80	60	pc
Cincinnati	85	64	c	86	67	pc
Cleveland	81	67	t	85	66	pc
Columbia, SC	88	74	t	91	75	t
Columbus, OH	84	65	t	86	67	s
Concord, NH	79	70	sh	81	62	t
Dallas	100	77	pc	102	80	pc
Denver	89	59	t	80	58	t
Des Moines	86	63	pc	78	57	s
Detroit	86	64	pc	83	61	pc
Duluth	72	53	c	65	51	sh
Fairbanks	83	60	pc	77	59	c
Fargo	73	53	pc	71	53	pc
Hartford	79	70	t	82	67	c
Helena	83	56	pc	82	55	pc
Honolulu	87	76	pc	90	78	pc
Houston	98	76	s	99	77	s
Indianapolis	86	64	pc	85	61	pc
Jackson, MS	91	68	s	94	71	s
Kansas City	90	67	pc	82	58	t
Knoxville	85	67	t	88	67	pc
Las Vegas	113	90	s	112	89	s
Los Angeles	98	72	s	95	70	s
Louisville	88	67	pc	90	68	pc
Memphis	90	69	s	93	71	s
Milwaukee	86	68	s	78	61	pc
Minneapolis	78	57	t	71	57	pc
Montgomery	92	71	pc	93	70	pc
Nashville	90	69	pc	92	72	s
New Orleans	93	79	pc	95	79	s
New York City	79	72	t	84	73	t
Norfolk, VA	81	72	t	87	75	t
Oklahoma City	94	70	pc	91	69	pc
Omaha	84	65	t	79	59	pc
Philadelphia	80	73	t	87	72	t
Phoenix	116	91	pc	113	90	pc
Pittsburgh	79	60	t	83	65	pc
Portland, ME	76	67	sh	80	65	t
Portland, OR	95	63	s	93	62	s
Providence	80	72	sh	81	71	t
Raleigh	83	70	t	88	71	t
Salt Lake City	96	70	pc	93	70	pc
St. Louis	89	71	s	88	66	pc
San Antonio	100	76	pc	99	75	s
San Diego	84	73	pc	83	72	pc
San Francisco	72	56	pc	71	57	pc
Seattle	90	63	s	89	62	s
Washington, DC	81	71	t	88	73	t

WORLD CITIES

City	Today Hi	Lo	W	Thu. Hi	Lo	W
Amsterdam	85	66	pc	90	71	t
Baghdad	114	89	s	110	86	s
Beijing	89	75	t	89	76	s
Berlin	87	64	pc	87	66	s
Buenos Aires	57	49	pc	59	51	c
Cairo	103	78	s	99	79	s
Calgary	71	49	pc	75	50	c
Cancun	91	76	s	90	78	pc
Dublin	71	54	pc	74	55	pc
Edmonton	71	47	pc	75	46	s
Halifax	75	66	c	73	64	c
Kiev	81	65	t	82	67	t
London	86	65	pc	90	66	pc
Madrid	95	64	s	96	65	s
Mexico City	80	54	pc	77	56	pc
Montreal	79	70	t	84	67	sh
Ottawa	78	65	t	86	63	pc
Paris	91	70	t	95	69	t
Regina	67	46	pc	70	48	pc
Rio de Janeiro	79	67	pc	80	67	s
Rome	90	67	s	88	70	s
St. John's	79	61	pc	80	65	pc
San Juan	89	79	pc	88	79	pc
Sydney	70	48	s	66	47	c
Tokyo	88	77	c	86	76	pc
Toronto	82	63	t	83	64	pc
Vancouver	78	60	s	78	61	s
Winnipeg	64	52	sh	70	52	c

Weather (W): **s**-sunny, **pc**-partly cloudy, **c**-cloudy, **sh**-showers, **t**-thunderstorms, **r**-rain, **sf**-snow flurries, **sn**-snow, **i**-ice.

GOP leaders: Putin not welcome on Capitol Hill

By LISA MASCARO and ALAN FRAM
Associated Press

WASHINGTON — The Republican leaders in Congress are distancing themselves from President Donald Trump's invitation for Vladimir Putin to visit Washington in the fall, saying the Russian president is not welcome on Capitol Hill.

House Speaker Paul Ryan said Tuesday that Putin will not be invited to address Congress because "that is something we reserve for allies."

Ryan and Senate Majority Leader Mitch McConnell also have shown no interest in holding meetings with Putin if he accepts Trump's invitation to the White House to follow up on last week's summit in Helsinki.

"The speaker and I have made it clear that Putin will not be welcome up here at the Capitol," McConnell told reporters Tuesday.

Lawmakers from both parties have raised concerns about Trump's approach to the Russian leader. They strongly rebuked Trump's comments during a joint press conference in Helsinki when he stood beside Putin and denied U.S. intelligence findings that Russia interfered in the 2016 election. Trump has since clarified his remarks to side with the intelligence community.

McConnell declined to back up a tweet Trump sent Tuesday suggesting any potential Russian interference in the fall midterm elections would be designed to favor Democrats. Instead, the Kentucky Republican issued a direct warning to Russia to back off.

"The Russians better quit messing around in our elections," McConnell said. "I want to make that perfectly clear: The Russians better quit messing around in our elections."

Congress has struggled with a response to the Russian interference and is considering new sanctions.

Speaking before Congress is an honor often given to high-profile world leaders who come to Washington. French President Emmanuel Macron addressed Congress this spring.



AP PHOTO

Senate Majority Leader Mitch McConnell of Kentucky speaks to the media, Tuesday, on Capitol Hill in Washington.

With focus on Mexico, apprehensions grow at Canadian border

By WILSON RING
Associated Press

DERBY LINE, Vt. — While the Trump administration fortifies the southern border, there's growing concern over the number of foreigners entering the country illegally across the porous northern border with Canada.

People crossing the border between Vermont and Quebec have paid smugglers up to $4,000, usually payable when the immigrants reach their U.S. destination, according to officials and court documents.

While the number of arrests is tiny compared with the southern border, the human smuggling is just as sophisticated.

"They are very well organized. They have scouted the area. They have scouted us," said U.S. Border Patrol Agent Richard Ross. "Basically, we are not dealing with the JV team; this is the varsity."

Driving the increase here, officials say, is the ease of entry into Canada, where visas are no longer required for Mexicans, and a border that receives less scrutiny and resources than the southern border, where thousands fleeing violence in Central America are being detained.

In a sector that covers 300 miles of border with New York, Vermont and New Hampshire, agents have apprehended 324 people who crossed illegally from Canada so far this fiscal year, compared with 165 in all of 2017, according to figures prepared by the Border Patrol for The Associated Press. Last month, agents apprehended 85 people across the three states, compared with 17 in June 2017 and 19 in June 2016, statistics show.

So far this fiscal year, there have been at least 267 apprehensions along Canada's border with Vermont alone, compared with 132 all of last year, according to statistics compiled by federal prosecutors in Vermont.

The statistics show no corresponding spike in illegal immigration or apprehensions elsewhere along the northern frontier. Border Patrol agents speculate it's because the area that includes Vermont is the first stretch of land border east of the Great Lakes and is a short drive from the population centers of Canada and the U.S. East Coast.

The northern border numbers are still small compared with the southern border. Federal statistics show that in fiscal 2017 there were 303,916 apprehensions on the U.S. border with Mexico, compared with 3,027 on the entire northern border.

Still, there is a growing sense of unease among U.S. law enforcement authorities.

"The number of illegal alien apprehensions at the Vermont-Canada border has skyrocketed," said Christina Nolan, Vermont's U.S. attorney.

US stock indexes end mostly higher on solid earnings reports

By ALEX VEIGA
AP Business Writer

The major U.S. stock indexes finished mostly higher Tuesday as investors welcomed strong corporate earnings reports from Google parent Alphabet and other companies.

Gains by technology companies and health care stocks outweighed losses in consumer goods manufacturers, retailers and other sectors.

Smaller-company stocks, which have been beating the rest of the market this year, turned sharply lower as investors weighed the implications of the Trump administration's decision to send billions in emergency aid to farmers hurting from tariffs stemming from the U.S. trade dispute with China.

Tariffs also weighed on Whirlpool's latest quarterly results, giving the appliance maker its worst day in more than 30 years.

"Investors are focused on the good news on earnings and the economy, but they're still a bit cautious when it comes to the market moving higher, and that's because of all the news flow on geopolitical events and tariffs," said Jeff Kravetz, regional investment strategist at U.S. Bank Private Wealth Management.

The S&P 500 index rose 13.42 points, or 0.5 percent, to 2,820.40. The Dow Jones Industrial Average gained 197.65 points, or 0.8 percent, to 25,241.94. The Nasdaq composite lost 1.11 points to 7,840.77.

For latest in orderliness, prisons look to computer tablets

By PAT EATON-ROBB
Associated Press

HARTFORD, Conn. — Allowing inmates to stare at computer tablet screens for hours each day may be just the ticket for creating calm, orderly cellblocks, prison officials say.

But tablets, growing in popularity in prisons nationwide, also can help inmates advance their education, connect with family and prepare them for life in the technology-saturated outside world, officials say.

In Connecticut, which plans to introduce tablets in its prisons this summer, Correction Commissioner Scott Semple said officials are learning from other states that cellblocks become much quieter after tablets are introduced.

"Just like when you walk in the mall, everyone is looking down at their phone," he said.

The devices, which are transparent so contraband can't be hidden in them, won't be hooked to the internet, but to an internal system. They will be preloaded with educational materials, including books, educational videos and games.

Inmates will also be able to use them — for a price — to send emails and make monitored phone calls to those on their approved communications lists. They will also be able to buy music, video games and other items to load onto the machines from kiosks in the prisons.

The company that provides the tablets will make a profit selling those materials, allowing the state to get the machines at no cost.

"We're trying to increase engagement opportunities for a population, because sometimes there is down time in prisons," Semple said. "We're also trying to keep them exposed to technology, because we hear from people that when they go back into society, the technology is so different that they struggle."

Connecticut got the idea from similar programs in Georgia and Colorado, Semple said.

AP PHOTO

New Hampshire Department of Corrections Officer Glen Dinning puts a tablet back into a charging cabinet at the Corrections Transitional Work Center, a low risk security section at the New Hampshire State Prison for Men, in Concord, New Hampshire.

The programs do have critics.

Questions have been raised about whether the tablets could lead prisons to decrease in-person visitation and whether there is enough regulation of private providers to prevent price gouging.

"If we believe that people in prison would benefit from resources that enrich their lives and allow them to contact their loved ones more, we shouldn't make those benefits contingent on who can pay, especially since we're talking about people who are disproportionately very poor," said Wanda Bertram, with the Prison Policy Initiative, a think tank.

And Connecticut state Sen. John Kissel, R-Enfield, a co-chair of the Judiciary Committee, said he doesn't understand why the state would give priority to criminals over, say, public school students.

"These folks have committed really bad crimes that have consequences and victims," he said. "It bothers me as to what message we're sending."

MORE HEADLINE NEWS FROM AROUND THE NATION

4 types of Goldfish Crackers recalled, salmonella fears

NORWALK, Conn. (AP) — Pepperidge Farm is voluntarily recalling four varieties of Goldfish Crackers because of fears they could potentially have salmonella.

The company on Monday took the action after one of its ingredient suppliers notified it that whey powder used in a seasoning may be contaminated. The products were distributed in the United States and no illnesses have been reported.

The Goldfish recall covers Flavor Blasted Xtra Cheddar, Flavor Blasted Sour Cream & Onion, Goldfish Baked with Whole Grain Xtra Cheddar and Goldfish Mix Xtra Cheddar + Pretzel. The company has posted a chart with the product codes on its website.

The products can be returned to place of purchase for a refund.

Consumers can call customer service at 800-679-1791.

Board recommends Cosby be found a sexually violent predator

A Pennsylvania board recommended Bill Cosby be classified as a sexually violent predator, which would require the former TV star to attend at least monthly sex offender counseling — in prison and out — and police to post warning flyers throughout his neighborhood whenever he is freed.

It is now up to a judge to decide whether to accept the finding by the Pennsylvania Sexual Offenders Assessment Board.

The district attorney's office that prosecuted Cosby asked a judge Tuesday to schedule a hearing in the matter. No date was immediately set.

Heart of Yosemite park to close as crews battle blaze

LOS ANGELES (AP) — The heart of Yosemite National Park, where throngs of tourists are awestruck by cascading waterfalls and towering granite features like El Capitan and Half Dome, will be closed as firefighters try to corral a huge wildfire just to the west that has cast a smoky pall and threatened the park's forest, officials said Tuesday.

Yosemite Valley will be closed for at least four days beginning at noon Wednesday, along with a winding, mountainous, 20-mile stretch of State Route 41, park spokesman Scott Gediman said.

At least a thousand campground and hotel bookings will be canceled — to say nothing of the impact on day visitors, park workers and small businesses along the highway, Gediman said.

The last time the 7.5-mile-long valley was closed because of fire was 1990, he said.

LA chief says police, not gunman, fired fatal shot at market

LOS ANGELES (AP) — A supermarket worker was killed by a bullet fired by Los Angeles police — not the gunman they were trying to stop — the city's police chief acknowledged Tuesday, defending the decision to use deadly force as an attempt to stop what officers feared could become a mass shooting.

The suspect, Gene Evin Atkins, 28, already had shot his grandmother, kidnapped his girlfriend and shot at officers Saturday afternoon as they chased his car and then as he ran into the Trader Joe's in the city's congested Silver Lake neighborhood, according to police.

After exchanging gunfire with police, Atkins ran into the store and took about 40 people hostage, police said.

Police released several minutes of body camera and dash-cam video that showed Atkins leading officers on then high-speed chase — during which officers say he's shooting at them — before he crashed into a pole outside the market.

In deciding whether to open fire, officers had to consider whether the gunman was likely to harm the scores of shoppers and workers inside, police Chief Michel Moore said.

It's "every officer's worst nightmare to harm an innocent bystander," he said.

Ivanka Trump is shutting down her clothing company

NEW YORK (AP) — Ivanka Trump is shutting down her fashion line of dresses, shoes and handbags that became a target of political boycotts and spurred concerns about conflicts of interest after her father was elected.

The president's daughter said in statement she made the decision so she could focus more on work as a White House adviser. She had stepped away from the day-to-day management of her company when she joined President Donald Trump's administration.

"After 17 months in Washington, I do not know when or if I will ever return to the business, but I do know that my focus for the foreseeable future will be the work I am doing here in Washington," she said. She called the move the "only fair outcome for my team and partners."

The Ivanka Trump brand has been buffeted by politics since she joined the White House early last year. Sales appeared to surge at times due her celebrity as the U.S. president's daughter — White House adviser Kellyanne Conway once urged on Fox News for people to "go buy Ivanka's stuff" — only to get battered as those who disliked her father's policies urged shoppers to boycott the line.

STOCKS LISTING CHANGE - REQUESTS WELCOME!

Mutual funds listings will run on Saturdays.

The *Sun* Newspaper is tweaking the way stocks are listed in the daily paper. We will continue to run a wide range of stocks, but we're trying to eliminate stocks our readers don't want. If you do not see your stock in the paper, please let us know and we will put it in the listings. Email the name of the company and the symbol to nlane@sun-herald.com, or call 941-206-1138. You can leave the stock name and symbol on voice mail. If you reach voice mail, please leave your contact information so your call can be returned.

DOW	NASDAQ	S&P 500	10-YR T-NOTE	30-YR T-BOND	CRUDE OIL	GOLD	EURO
25,241.94 +197.65	**7,840.77** -1.11	**2,820.40** +13.42	**2.95%** -.01	**3.08%** -.02	**$68.52** +.63	**$1,223.90** -.10	**$1.1683** -.0006

Money&Markets

CombinedStocks

From the New York Stock Exchange and the Nasdaq.

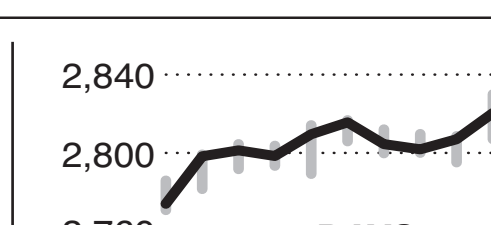

S&P 500
Close: 2,820.40
Change: 13.42 (0.5%)

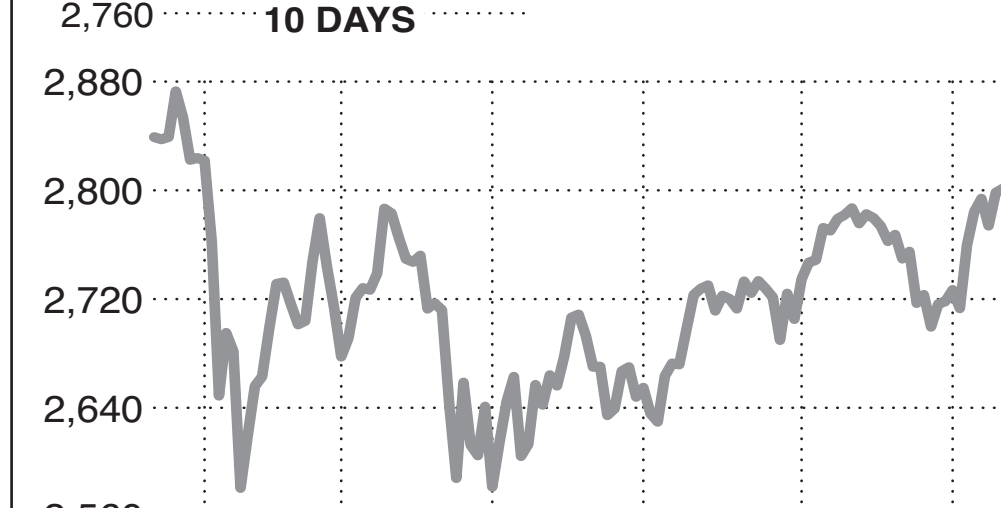

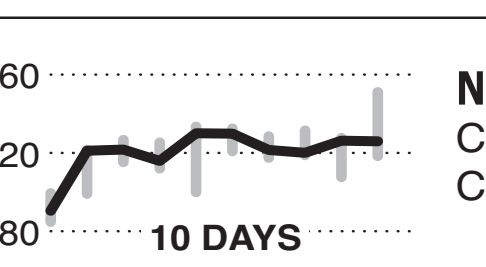

Nasdaq composite
Close: 7,840.77
Change: -1.11 (flat)

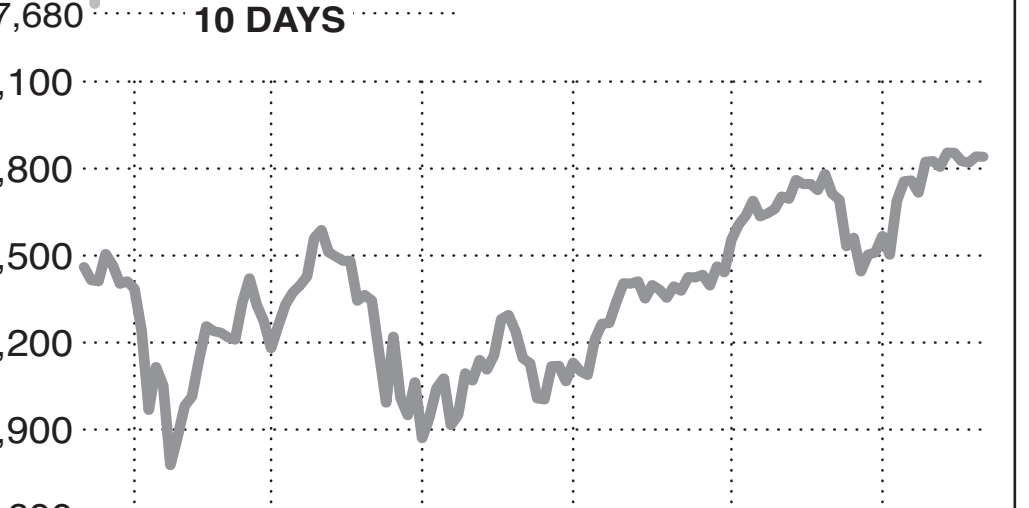

StocksRecap

	NYSE	NASD
Vol. (in mil.)	3,380	1,949
Pvs. Volume	2,871	1,606
Advanced	1280	921
Declined	1535	1933
New Highs	88	135
New Lows	37	54

	HIGH	LOW	CLOSE	CHG	%CHG	WK	MO	QTR	YTD
DOW	25286.62	25092.43	25241.94	+197.65	+0.79%	▲	▲	▲	+2.11%
DOW Trans.	10888.70	10621.95	10648.59	-164.96	-1.53%	▲	▲	▲	+0.34%
DOW Util.	719.06	703.37	716.61	+2.81	+0.39%	▼	▲	▲	-0.93%
NYSE Comp.	12883.04	12814.04	12847.49	+53.44	+0.42%	▲	▲	▲	+0.30%
NASDAQ	7928.79	7814.33	7840.77	-1.11	-0.01%	▼	▲	▲	+13.58%
S&P 500	2829.99	2811.12	2820.40	+13.42	+0.48%	▲	▲	▲	+5.49%
S&P 400	2005.16	1976.86	1983.01	-15.00	-0.75%	▼	▲	▲	+4.34%
Russell 2000	1706.83	1675.01	1680.20	-18.21	-1.07%	▼	▲	▲	+9.42%
Toronto TSX	16512.27	16390.13	16390.13	-30.71	-0.19%	▼	▲	▲	+1.12%

P/E	Name	Last	Chg
	A-B-C		
...	ADT Inc n	9.25	-.11
12	AES Corp	13.11	+.04
14	AFLAC s	43.68	+.20
7	AGNC Inv	19.16	+.05
24	AK Steel	5.21	+.17
dd	AMC Ent	15.50	-.05
12	AT&T Inc	31.68	+.68
6	AV Homes	21.50	-.10
27	AbbottLab	64.40	+1.20
16	AbbVie	91.54	+2.14
17	**AberFitc**	**24.40**	**-1.62**
dd	AcadiaPh	15.99	-.48
dd	AccelrDiag	20.95	-.85
26	Accenture	165.17	-.79
dd	Accuray	4.00	...
dd	ActiniumP	.77	-.00
51	ActivsBliz	78.41	-1.34
...	Adient n	45.65	-.53
59	AdobeSy	257.49	-1.98
...	Adomani n	.70	-.08
16	AdvEnld	58.83	-.51
...	AMD	16.19	-.47
10	Aecom	32.52	-.08
...	Aegon	6.32	+.12
cc	AeroViron	73.34	-1.24
18	Aetna	187.56	-.27
dd	AeviGeno	1.10	+.02
dd	Agenus	1.94	-.12
76	Agilent	64.79	+1.07
23	AirProd	155.29	+1.42
9	Aircastle	20.26	+.07
72	AkamaiT	79.22	-.53
49	Akorn Inc	16.98	-.29
8	AlaskaAir	59.01	-2.53
54	AlaskCom	1.63	-.04
20	Albemarle	90.90	-.02
21	Alcoa Cp	42.49	+1.16
52	Alexion lf	135.30	+.72
56	Alibaba	189.00	+1.96
dd	**AllegTch**	**28.67**	**+1.87**
11	AllegiantT	139.60	-5.15
11	Allergan	174.96	+2.73
23	Allete	77.06	-.14
5	AllnceRes	19.25	+.35
14	AlliBern	30.30	+.05
21	AlliantEg s	42.19	+.01
15	AllisonTrn	41.57	-.20
dd	AllscriptH	12.19	+.05
14	Allstate	93.23	+.04
12	AllyFincl	27.87	-.09
dd	AlnylamP	102.66	-3.05
32	Alphabet C	1248.08	+42.58
38	Alphabet A	1258.15	+47.15
q	AlpTotDiv	8.85	...
cc	Altaba	74.15	+1.00
dd	Altice n	16.76	-.23
18	Altria	57.99	+.40
cc	Amazon	1829.24	+27.24
cc	Ambarella	38.54	-.71
21	Ameren	61.00	+.07
22	AFMulti	6.38	-.03
25	AMovilL	16.93	+.14
6	AmAirlines	37.45	-.59
50	AmCampus	40.60	-1.17
19	AEagleOut	24.52	-.31
18	AEP	69.06	-.38
15	AmExp	101.71	+.49
dd	AmIntlGrp	53.70	+.30
33	AmStsWtr	60.17	+.15
41	AmTower	141.57	+.73
38	AmWtrWks	87.42	+.14
35	Amerigas	43.61	-.02
12	Ameriprise	142.46	-.56
10	AmeriBrgn	83.93	-.82
31	Ametek	73.44	+.73
17	Amgen	191.40	+1.43
...	AmicusTh	15.68	-.23
36	Amphenol	88.88	+.88
84	Anadarko	72.36	+1.30
34	AnalogDev	97.45	-.34
40	Andeavor	138.98	+1.06
...	AnglogldA	8.23	+.26
26	ABInBev	104.97	+.08
12	Annaly	10.48	+.03
44	AnteroRes	21.06	+.02
16	Anthem	246.08	-2.75
10	Anworth	4.95	-.03
29	Apache	45.05	+.70
...	ApolloInv	5.86	+.01
23	Apple Inc	193.00	+1.39
13	ApldMatl	45.91	-.52
14	**ApldOptoel**	**38.26**	**-3.73**
18	Aptiv	93.22	+.49
27	AquaAm	36.58	+.08
dd	ArQule	5.21	-.27
dd	AralezP h	.36	-.07
15	**ArcBest**	**44.15**	**-3.40**
7	ArcelorM rs	30.93	+1.25
26	ArchCap s	29.13	+.09
19	ArchDan	47.30	+.07
dd	Arconic	19.43	+.44
9	AresCap	16.87	...
14	AresMgmt	21.10	-.40
54	AristaNetw	266.30	-2.09
dd	ArrayBio	16.03	-.30
11	ArrowEl	74.96	-1.23
dd	ArrowPhm	16.60	+.09
dd	AscenaRtl	3.56	-.07
46	Ashland	81.95	-.50
9	AstraZen s	37.42	+.26
50	AtHomGr n	36.92	-.69
17	ATMOS	90.62	-.20
37	AutoData	137.11	-.59
dd	AvalonHld	3.35	+1.15
38	Avangrid n	50.09	-2.18
dd	AVEO Ph h	2.39	...
29	**AveryD**	**114.37**	**+11.41**
11	AvisBudg	32.95	+.09
28	Avista	50.28	-.07
15	Avon	1.47	+.01
9	B&G Foods	30.45	-.30
15	BB&T Cp	50.85	+.10
...	BCE g	42.00	+.02
cc	BGC Ptrs	10.92	-.08
...	**BHPBil plc**	**44.78**	**+2.17**
24	BP PLC	44.82	+.57
5	BP Pru	28.25	-.15
10	Baidu	256.48	-3.90
cc	BakHuGE n	32.99	+.49
45	Balchem	98.87	-.32
20	BallCorp s	38.13	+.25
dd	BallardPw	3.04	-.07
13	BankOZK	41.15	-1.06
16	BkofAm	30.83	+.08
...	BkMont g	79.03	-.09
13	BkNYMel	54.19	+.94
9	BkNova g	58.13	+.32
dd	BarnesNob	5.80	+.15
25	BarrickG	11.86	+.05
6	BauschHl	22.62	-.05
36	Baxter s	75.54	+.60
16	BeazerHm	14.38	-.48
cc	BectDck	248.48	+.27
7	BedBath	19.04	-.13
18	Bemis	43.05	+.42
27	BerkH B	198.46	+.61
27	BestBuy	75.25	-1.15
13	BigLots	43.18	-.41
dd	Biocryst	5.84	-.06
23	Biogen	372.84	+14.71
dd	BioPhrmX	.23	-.01
3	BioTime	2.40	-.24
18	BlkHillsCp	60.15	-.24
dd	BlackBerry	10.23	-.16
q	BlkHlthSci	39.93	+.41
q	BlkMuniast	13.26	...
13	Blackstone	36.19	+.20
9	BlockHR	25.03	+.44
16	BloominBr	20.44	-.90
dd	BlueAprn n	2.94	-.24
37	Boeing	358.27	+5.00
28	BookingHl	2026.25	+30.28
12	BorgWarn	44.43	-.10
40	BostBeer	322.90	-4.25
23	BostonSci	33.57	-.14
dd	Box Inc n	25.92	-.73
25	BoydGm	37.64	-.19
19	Brandyw	16.02	-.09
...	Bridglne rs	1.61	+.11
10	BrigStrat	16.59	+.26
16	Brinker	49.43	-1.20
58	BrMySq	58.26	+2.38
...	BritATob s	51.92	+.52
14	BrixmorP	17.45	-.12
9	BroadcInc	217.34	+.62
dd	Brookdale	9.21	-.38
28	BrkfInfra s	39.71	+.12
27	BrwnBrn s	28.96	-.64
18	Brunswick	66.47	-.48
10	Buckeye	33.04	-.04
30	BungeLt	67.80	+.14
20	CA Inc	43.98	+.02
3	CBL Asc	5.27	-.09
19	CBRE Grp	49.18	-.02
13	CBS B	56.66	-.21
dd	CF Inds s	43.53	+.26
22	CIT Grp	53.08	+.35
29	CMS Eng	47.41	+.32
cc	CNH Indl	10.50	+.39
dd	CNX Resc	16.89	-.37
...	**CRISPR n**	**51.81**	**-5.46**
10	CSX	69.15	-1.13
dd	CVR Ptrs	3.82	+.08
21	CVR Rfng	23.50	+.20
11	CVS Health	65.58	-.26
7	CYS Invest	7.40	-.03
46	CabotO&G	24.27	-.03
62	CadencB n	28.42	-.30
57	Cadence	45.50	+.35
dd	CaesarsEnt	11.70	+.15
88	Cal-Maine	45.00	+.05
q	CalaCvHi	12.94	-.08
30	CalAmp	22.95	-.20
29	CalifWtr	41.20	+.05
25	CallonPet	11.20	+.07
dd	CalumetSp	7.60	...
24	CamdenPT	89.57	-.40
...	Cameco g	10.87	-.11
13	CampSp	40.07	-.16
...	**CampWrl n**	**22.83**	**-1.47**
9	CIBC g	88.85	+.36
...	CdnNR gs	84.92	-.61
...	CdnNRs gs	35.33	+.32
16	CapOne	98.96	-.39
dd	CapSenL	9.89	-.24
12	CapsteadM	8.58	-.05
dd	CpstnTur rs	1.70	+.01
12	CardnlHlth	49.19	+.03
20	CarMax	75.60	-2.11
14	Carnival	57.75	-.40
44	CarpTech	57.15	+1.27
29	Carrizo	28.51	+.09
...	Catabasis n	.67	-.06
69	**Catalent**	**40.24**	**-3.64**
17	Caterpillar	137.97	+1.69
15	CedarF	57.91	-.38
26	Celgene	87.17	+2.09
8	CenovusE	10.22	+.05
20	Centene s	130.00	-6.12
...	CntRsDvA	17.44	+.19
20	CenterPnt	27.93	+.29
20	CentAl	13.23	-.16
8	CntryLink	18.71	-.11
23	ChkPoint	111.02	+1.10
19	ChemFinl	56.23	-.58
11	Chemours n	44.82	-.25
8	ChesEng	4.52	+.01
55	Chevron	123.85	+2.52
11	Chicos	8.62	-.39
...	ChinaSoAir	35.76	+1.22
cc	Chipotle	449.48	-7.11
...	ChurchDwt s	54.67	-.10
6	CienaCorp	25.78	+.03
17	Cigna	176.43	-.99
20	CinnFin	70.74	-.15
15	Cirrus	39.92	-.74
21	Cisco	42.39	+.33
12	Citigroup	71.07	+.86
11	CitizFincl	40.04	-.49
30	CitrixSy s	107.60	-.42
dd	CleanEngy	2.78	-.06
7	ClevCliffs	10.57	-.31
21	Clorox	129.63	-1.06
77	CocaCola	45.26	+.31
cc	Coeur	8.08	+.12
26	CognizTch	82.26	-.41
q	CohStQIR	11.95	-.01
q	CohStSelPf	27.39	+.10
23	ColgPalm	65.27	-.57
...	ColonCap	5.95	-.04
16	Comcast s	33.39	-.78
16	Comerica	95.50	-.27
dd	CmtyHlt	3.05	-.04
...	CmpTask	6.54	-.33
27	Comtech	32.99	-.48
17	ConAgra	35.60	-.30
22	ConchoRes	145.38	+1.97
40	ConnWtrSv	63.95	-.06
57	ConocoPhil	70.85	+.87
...	ConsolCom	12.92	+.45
16	ConEd	77.61	+.15
17	ConstellA	214.60	-.40
...	**Constellm**	**12.30**	**+1.20**
cc	ContlRescs	63.84	+1.64
19	CooperTire	25.55	...
37	Copart s	57.37	-.89
dd	CorOnDem	52.67	-1.29
dd	Corning	29.83	+.47
15	CorpOffP	29.09	-.03
31	Costco	218.58	-.26
...	Coty	13.61	-.35
14	CousPrp	9.33	-.05
16	CrackerB	146.39	-1.96
dd	CrestEq rs	35.10	+.10
dd	Crocs	17.13	-.22
...	CronosGp n	6.27	-.19
cc	CrwnCstle	107.99	-.76
18	CrownHold	42.62	-.27
38	Cummins	135.59	+.87
98	CybrOpt	18.65	-.45
28	CypSemi	16.89	-.32
	D-E-F		
30	DCT IndlTr	63.38	-.35
9	DDR Corp rs	13.81	-.15
q	DNP Selct	11.00	+.03
15	DR Horton	40.38	-1.50
19	DTE	106.72	+.29
...	DXC Tch n	86.94	-.75
16	DanaInc	20.63	-.02
26	Danaher	103.55	+.41
22	Darden	108.30	-2.66
13	DeanFoods	9.92	-.27
28	Deere	139.84	+4.31
35	Delek	48.14	-.19
11	DeltaAir	51.68	-.56
dd	DenburyR	4.56	+.07
dd	Dentsply	46.73	+.20
dd	Depomed	8.23	-.03
dd	Dermira	10.01	-.12
...	DeutschBk	12.28	+.10
29	DevonE	44.56	+.35
...	Diageo	149.18	-.16
30	DiamOffsh	18.40	+.21
16	DiamRk	12.09	-.27
dd	DianaShip	4.53	+.12
11	DicksSptg	33.87	-1.12
13	Diebold	11.40	-.30
47	DigiIntl	13.15	-.50
55	DigitalRlt	115.26	-.57
10	Dillards	81.95	-2.07
14	Discover	73.11	-.02
13	DiscIncA	26.07	-.63
12	DiscIncC	24.13	-.47
14	DishNetw h	30.30	-.26
16	Disney	110.70	-.39
...	DocuSign n	53.79	-1.74
16	DollarGen	98.59	-.14
13	DollarTree	88.28	+.29
15	DomEngy	70.91	-.08
41	Dominos	263.07	-8.68
17	Domtar g	47.77	-.08
24	Donaldson	46.13	+.42
16	Dover	79.20	+.50
dd	DoverDG	3.17	+.07
21	DowDuPnt	66.92	+1.22
q	DryStrt	7.70	+.03
...	Dropbox n	30.75	-1.05
q	DufPUC	8.47	-.01
17	DukeEngy	79.89	-.08
22	DukeRlty	27.67	-.20
30	Dunkin	71.16	-1.29
dd	**DynavaxT**	**14.30**	**-1.20**
21	E-Trade	60.04	...
16	eBay s	33.52	-.27
dd	EOG Rescs	125.62	+2.76
dd	EQT Corp	55.00	+.09
...	ETF M AlH	27.13	-.52
29	EastGvP n	19.25	...
18	Eaton	77.45	+.58
q	EV EEq2	17.77	+.13
q	EVTxMGlo	9.53	-.04
30	Ecolab	140.61	+.27
15	EdisonInt	66.06	+1.01
dd	**EditasM n**	**32.46**	**-2.91**
33	EducRltTr	41.34	-.06
51	EdwLfSci s	152.31	-.37
11	EldorGld g	1.14	...
32	ElectArts	144.32	-2.24
88	**EliLilly**	**93.35**	**+4.47**
74	EllieMae	106.22	-1.99
17	ElmiraSB	20.50	...
dd	EmergeES	7.43	+.13
26	EmersonEl	68.87	+.98
13	EnbrdgEPt	10.91	+.04
...	Enbridge	34.81	+.25
22	EnCana g	12.93	+.15
dd	Endo Intl	11.63	+.07
21	EgyTrEq s	17.71	-.15
20	EngyTrfPt	20.48	+.17
17	Enerpls g	13.17	+.30
14	EnLinkLLC	15.95	-.10
17	Ennis Inc	22.40	+.50
dd	Enphase	6.62	-.10
dd	ENSCO	6.71	-.04
10	Entercom	8.00	-.15
35	Entergy	78.98	-.43
21	EntProdPt	29.25	+.25
31	EqtyRsd	63.50	+.27
47	EsteeLdr	139.59	-1.80
61	Etsy n	41.77	-1.46
dd	Euronav n	8.50	+.05
24	Evergy	54.99	-.06
19	EversrceE	58.82	+.36
...	EvineLive	1.48	-.01
dd	ExactSci h	63.07	-2.89
dd	ExantasCap	10.50	+.02
26	Exelixis	20.86	-.47
12	Exelon	41.65	+.04
58	Expedia h	127.24	+.86
10	ExpScripts	79.39	-.03
45	ExtendStay	21.58	-.61
18	ExxonMbl	83.01	+1.61
...	EyegatePh	.63	+.04
20	**FCB Fin**	**52.25**	**-6.95**
31	FLIR Sys	52.41	-.62
13	**FNBCp PA**	**13.06**	**-.75**
40	Facebook	214.67	+3.76
25	Fastenal	56.62	-.88
11	FedExCp	236.83	+.43
20	FedNatHld	22.55	-.17
21	FedRlty	123.93	-.55
...	Ferrari n	133.25	-3.24
dd	Ferrellgs	3.06	-.04
...	FiatChrys	19.28	+.30
16	FidlNatFn	40.09	+.89
q9	FidusInvst	14.50	+.01
8	FifthThird	29.33	+.14
dd	Finisar	16.64	-.13
dd	FireEye	16.43	-.57
28	FstBcpPR	8.31	+.01
12	FstData n	22.73	-.18
16	FstHorizon	17.71	+.01
dd	FMajSilv g	6.53	+.13
32	FstSolar	53.05	+.43
7	FirstEngy	34.55	-.28
37	Fiserv s	77.18	-.21
dd	Fitbit n	6.00	-.02
28	FlagstarB	33.85	+.67
q	FlrtyTotR	19.70	+.02
15	Flex Ltd	14.97	-.21
21	FlowrsFds	20.08	-.24
36	Fluor	49.59	+.85
20	FootLockr	49.62	-2.10
5	FordM	10.57	+.10
18	ForestCA	22.48	-.12
...	Fortive n	77.41	+1.23
19	FBHmSec	55.36	+.02
11	FrankRes	32.60	+.12
10	FrptMcM	16.07	+.24
...	Frontr rs	4.84	+.22
	G-H-I		
31	GGP Inc	20.98	-.31
3	GNC	3.21	-.03
dd	GW Pharm	141.88	-2.07
q	GabDvInc	23.54	+.12
q	GabMultT	8.90	-.03
q	GabUtil	5.82	-.01
20	Gam&Lsr n	36.35	+.27
14	Gap	29.54	-.51
20	Garmin	63.48	-.39
dd	GastarExp	.11	-.10
q	GAInv	35.50	+.13
21	GenDynam	196.75	+3.52
dd	GenElec	13.12	+.13
10	GenMills	43.09	+.20
dd	GenMotors	39.48	+.21
55	GenesisEn	22.56	-.45
14	Gentex	22.30	-.21
21	GenuPrt	97.88	-.69
dd	GeronCp	3.35	-.02
15	**Gildan s**	**26.42**	**-1.76**
9	GileadSci	77.65	+.27
...	GlaxoSKln	41.21	+.27
39	GlobPay s	115.41	-2.40
dd	Globalstar	.44	+.00
44	GlobusMed	52.39	-.90
dd	GluMobile	5.91	-.05
cc	GoDaddy n	78.44	-1.10
dd	Gogo	3.69	-.05
18	Goldcrp g	13.31	+.11
19	GoldmanS	235.88	+2.12
7	Goodyear	21.68	+.13
dd	GoPro	6.12	-.07
26	GovPrpIT	15.67	+.01
21	vjGrace	73.03	+.61
dd	GranTrra g	3.34	...
15	GraphPkg	14.40	-.47
19	**GreenBncp**	**24.65**	**+2.15**
17	Greif A	52.61	-.09
...	Griffin	41.96	-1.38
...	Groupon	4.79	+.12
cc	GrubHub	109.06	-1.21
...	**GpSuprvi n**	**11.89**	**+.63**
...	GuangRy	26.31	+.19
6	GulfportE	11.82	+.07
12	H&E Eqp	38.65	-.18
16	HCA Hldg	108.16	-.20
14	HCP Inc	25.87	-.16
9	HP Inc	22.99	-.05
...	HSBC	48.41	+.62
...	HainCels lf	27.76	-.85
...	HalconRs n	3.78	+.03
cc	Hallibrtn	40.35	-1.19
11	Hanesbds s	21.69	-.62
67	HanoverIns	123.67	-.47
14	**HarleyD**	**44.63**	**+3.18**
dd	Harmonic	4.38	-.08
27	HarrisCorp	150.98	+.80
62	Harsco	24.10	+.50
18	HartfdFn	52.39	-.03
62	Hasbro	101.11	-4.93
24	HawaiiEl	34.74	...
...	HlthCSvc	39.40	-.52
52	HlthcreTr	27.14	+.04
dd	HeclaM	3.45	+.06
...	HeliMAn h	.09	-.01
5	HelixEn	8.99	+.24
dd	HelmPayne	59.21	+.31
16	Hersha rs	22.15	-.26
20	Hershey	92.06	+1.02
...	HertzGl	13.97	-.07
dd	Hess	65.06	+.82
12	HP Ent n	15.30	-.17
15	Hi-Crush	13.85	...
dd	HighPtRs	7.02	+.18
12	HilltopH	22.20	-.09
...	HilGrVa n	34.29	-.13
40	Hilton	80.49	-1.12
51	HimaxTch	7.35	-.26
17	HollyFront	70.90	-.06
dd	Hologic	41.72	+.32
26	HomeDp	201.99	-.24
...	Honda	29.65	+.39
73	HonwllIntl	155.16	+1.46
23	Hormel s	37.31	+.14
11	HospPT	28.63	-.39
18	HostHotls	21.13	-.45
...	HuanPwr	29.56	-1.26
22	Hubbell	118.54	+4.59
26	Humana	314.96	-2.90
16	HuntBncsh	15.29	-.08
21	HuntgtnIng	226.98	+.20
...	Huya n	33.40	-1.19
96	IAMGld g	5.73	+.03
74	IdexxLab s	248.07	-.48
...	ING	15.04	+.32
...	IQIYI n	31.60	-.84
14	**IQVIA Hldg**	**118.38**	**+7.01**
32	iRobot	71.19	-2.06
q	iShSelDiv	98.47	+.22
q	iShNsdBio s	118.02	-.17
q	iShCorHiDv	86.54	+.93
q	iShUSPfd	37.70	+.01
23	Idacorp	93.37	+.21
dd	IderaPhm	.87	-.01
25	ITW	138.20	+1.94
dd	ImunoGn	9.94	-.25
dd	**Imunmd**	**24.53**	**-1.39**
20	IndBkMI	25.50	-.35
dd	Infinera	9.00	+.16
21	IngerRd	91.08	+.93
13	Ingredion	98.18	+1.81
...	**InnovBio rs**	**6.64**	**+1.31**
20	Intel	52.18	-.13
...	Intelsat	19.48	+.86
dd	**InterceptP**	**88.49**	**-6.53**
18	IntcntlExc s	76.44	-.15
11	IBM	146.38	+.68
...	IntlGmeT n	24.76	+.11
18	IntPap	53.05	+.36
15	Interpublic	21.82	-.16
dd	Intersectns	1.75	-.02
76	IntSurg s	523.22	+3.35
11	Invesco	26.23	+.21
19	InvestBncp	12.73	-.12
...	InvitHm n	23.00	-.45
cc	IonisPhm	45.32	+.76
30	IronMtn	35.05	+.24
	J-K-L		
15	JPMorgCh	114.15	+.80
26	JacobsEng	67.08	+.96
dd	JkksPac	2.35	...
40	JeffrFn	23.06	+.26
10	**JetBlue**	**17.79**	**-2.02**
18	JohnJn	129.36	+2.73
24	JohnContl n	35.52	-.04
15	JnprNtwk	27.95	-.13
23	KB Home	24.89	-.89
11	KKR	24.85	...
14	KLA Tnc	103.95	-2.99
20	KC Southn	110.78	-.30
...	KeanGrp n	11.95	-.15
17	Kellogg	70.18	+.32
6	Kemet	28.01	-.68
23	Kennamtl	36.44	+.01
dd	KeryxBio	4.22	-.09
14	Keycorp	20.95	+.11
44	Keysight	59.16	-.45
21	KimbClk	106.16	+.72
17	Kimco	16.67	-.14
22	KindMorg	17.65	-.05
28	Kinross g	3.67	+.03
22	**KnSwftT rs**	**34.84**	**-3.40**
14	Kohls	72.84	-1.17
17	KraftHnz n	59.67	-.63
dd	KratosDef	12.67	-.37
11	Kroger s	27.96	-.33
56	Kulicke	26.50	-.43
10	L Brands	31.35	-.18
20	L-3 Tch	200.42	+.01
19	LKQ Corp	33.66	-.56
17	LTC Prp	40.97	-.43
17	LamResrch	173.39	-1.45
26	LambWst n	68.34	-.68
24	Landstar	106.80	-4.85
4	LaredoPet	9.54	+.13
21	LVSands	74.50	+.64
56	LaSalleH	35.00	-.06
dd	Lattice	6.83	-.07
21	LeggPlat	44.58	-.40
cc	LendingClb	4.36	-.12
14	LennarA	52.59	-1.71
q	LbtyASE	6.77	+.04
...	LibtyGlobC	26.94	-.22
15	LibtProp	42.00	-1.33
61	LifePtHlth	64.25	-.65
26	LincElec	90.84	+1.33
39	LockhdM	322.57	+4.24
14	LaPac	26.57	+.29
22	Lowes	100.00	-.68
55	lululemn gs	122.98	-2.39
14	Lumentm n	53.15	-1.25
9	LyonBas A	108.37	+.79
	M-N-O		
18	M&T Bk	173.22	-1.41
dd	MBIA	9.63	+.04
11	MDC	30.13	-.99
24	MDU Res	29.03	-.08
10	MFA Fncl	7.80	+.04
8	MGIC Inv	12.39	-.04
9	MGM Rsts	30.77	-.20
32	MPLX LP	35.04	+.57
q	MVC Cap	9.73	-.05
8	Macquarie	44.75	-.25
12	Macys	39.36	-.05
10	Magna g s	58.56	-.08
...	Mallinckdt	22.20	+.26
11	ManpwrGp	90.29	-.66
...	Manulife g	18.29	+.15
dd	MarathnO	20.85	+.39
...	MaraPat rs	1.42	+.24
11	MarathPt s	73.74	+.74
33	MAR	130.02	-2.01
24	MarshM	87.09	-.35
21	MartinMid	13.75	...
20	MarvellTch	21.55	-.19
20	Masco	38.51	-.08
49	MasterCrd	209.58	+1.74
39	Match n	38.15	-.72
cc	Mattel	16.48	-.11
24	MaximIntg	59.33	-1.50
dd	McClatch rs	9.84	-.16
17	McCorm	117.17	-.03
24	McDnlds	157.94	-.81
11	McKesson	131.98	-.65
dd	McEwenM	2.42	+.06
16	MedProp	14.11	-.08
cc	**Medidata**	**75.57**	**-12.71**
5	MedleyCap	3.46	-.01
36	Medtrnic	88.91	+.28
dd	MenloTh n	7.67	+.17
24	Merck	63.42	+.73
40	MercGn	44.81	-.46
12	Meredith	51.05	-.50
6	Meritor	19.77	...
10	MetLife	44.91	+.32
20	MKors	67.28	-.35
...	MicrFoc n	16.67	+.27
5	MicronT	53.17	-1.12
51	Microsoft	107.66	-.31
dd	Microvisn	.93	-.10
19	Middleby	100.35	+.27
31	MdsxWatr	45.73	+.48
q	MHowHiInc	12.50	+.16
17	MiMedx	3.95	+.12
dd	MitelNet g	10.98	...
...	MitsuUFJ	6.21	-.01
10	MolsCoorB	64.41	+1.17
22	Mondelez	41.52	-.16
...	MngDB A n	58.81	-.14
42	MonstrBv s	61.08	+.09
20	Moog A	79.05	+.76
11	MorgStan	50.98	+.24
39	Mosaic	29.02	+.64
23	MotrlaSolu	121.47	-.55
dd	MurphO	32.29	+.67
dd	MySize n	1.03	+.14
8	Mylan NV	36.29	+.61
17	NCI BldSy	15.75	-.30
27	NCR Corp	30.44	-.43
dd	**NII Hldg n**	**5.23**	**+1.04**
50	NRG Egy	31.20	-.40
25	NRG Yld C	17.95	-.05
37	NXP Semi	100.66	-4.43
dd	Nabors	5.83	+.13
16	NatFuGas	53.99	+.31
...	NatGrid	54.77	-.56
17	NtHlthInv	73.91	-.53
dd	NOilVarco	42.30	-.23
16	NatPresto	117.00	-1.10
7	Navient	14.10	+.04
dd	**NektarTh**	**46.46**	**-2.91**
67	Neogen s	80.79	-1.56
cc	NeoGenom	14.02	...
dd	Neovasc g	.03	+.00
30	NetApp	78.60	-2.79
cc	Netflix s	357.32	-5.34
dd	Netlist h	.16	+.01
dd	**NevroCorp**	**44.22**	**-15.78**
dd	NwGold g	1.76	-.05
15	NJ Rscs s	45.75	+.15
32	NewMedia	18.51	-.03
44	NewOriEd	90.66	-1.33
7	NewResid	18.51	...
13	NY CmtyB	11.41	-.13
9	NYMtgTr	6.14	+.01
cc	NY Times	24.30	-.60
5	NewellRub	26.45	-.01
14	NewfldExp	28.34	+.15
28	NewmtM	37.13	+.56
13	NextEraEn	170.21	+1.38
32	NiSource s	25.79	+.05
17	Nielsen plc	29.51	+.01
66	NikeB s	75.53	-1.06
dd	NobleCorp	5.66	-.01
36	NobleEngy	35.28	+.70
...	NokiaCp	5.90	-.04
dd	NordicAm	2.28	-.06
24	NorflkSo	160.48	-2.51
42	NthnO&G	3.38	-.08
33	NorthropG	316.17	-.50
19	NwstBcsh	18.17	+.03
dd	NwstNG	63.80	+.05
15	NorwCruis	49.85	...
16	Novartis	82.51	+.27
dd	Novavax	1.35	-.06
...	NovoNord	50.85	+.51
34	NuSkin	71.96	-2.72
13	Nucor	67.82	+1.10
...	Nutanix n	53.29	-2.77
...	Nutrien n	52.50	+.59
q	NuvDivA	13.29	+.01
q	Nv AMT-Fr	15.43	-.01
q	NvPfdInco	9.31	-.03
q	NuvEqtP	14.45	-.02
47	Nvidia	248.71	-.70
dd	NxStageMd	27.73	+.13
...	Nxt-ID rs	1.89	+.13
19	OGE Engy	35.76	+.05
dd	OaktrSpL	4.81	+.07
11	OaktStInco	8.45	-.03
dd	OasisPet	12.34	+.31
cc	OcciPet	83.46	+1.01
cc	Oceaneerg	26.61	+.01
18	OceanFst	30.22	-.17
6	OfficeDpt	2.61	-.04
dd	Okta n	55.12	-2.03
26	OldNBcp	19.95	-.25
17	OldRepub	20.26	-.10
9	Olin	28.62	-.04
11	OmegaHlt	29.94	-.52
14	Omnicom	67.60	-.68
12	OnSmcnd	23.53	-.25
51	ONEOK	70.38	+.23
dd	**OpkoHlth**	**5.58**	**-.38**
55	Oracle	48.67	...
21	Orbotch	60.88	-.58
dd	Organovo	1.30	-.02
80	Orthofix	59.95	-.54
17	OshkoshCp	73.45	+.46
24	OtterTail	47.75	-.15
dd	Overstk	36.45	-1.05
11	OwensMin	17.93	+.33
20	OwensCorn	65.38	-.62
21	**OwensIll**	**18.41**	**+1.57**
	P-Q-R		
13	PBF Engy	43.24	+.62
7	PG&E Cp	42.49	+.96
30	**PGT Inc**	**23.20**	**+1.90**
12	PNC	143.15	-1.01
19	PNM Res	37.85	-.10
...	POSCO	71.43	+2.69
dd	PPDAI n	4.71	+.49
19	PPG s	106.05	+1.64
12	PPL Corp	28.45	+.32
12	Paccar	63.25	+.33
...	Pagsegur n	27.85	+.10
dd	PaloAltNet	208.76	-2.88
dd	Pandora	8.09	-.10
19	PapaJohns	45.97	-.59
dd	Paretem rs	2.89	+.18
dd	ParkDrl	.31	+.02
20	ParkerHan	161.73	+1.96
52	ParsleyEn	31.38	+.27
14	PartyCity n	15.90	-.40
11	Patterson	24.36	+.09
dd	PattUTI	16.20	+.24
28	Paychex	71.22	+.36
58	PayPal n	91.41	+2.17
...	PeabodyE n	43.50	+.08
26	Pembina g	35.16	+.24
36	PnnNtGm	34.43	-.63
8	PennantPk	7.40	...
40	Penney	2.41	-.04
12	Penske	48.52	-.70
13	Pentair	44.18	+.33
16	PeopUtdF	18.43	-.17
36	PepsiCo	114.74	+.35
dd	Performnt	2.12	-.13
30	PerkElm	78.69	+1.08
dd	Perrigo	76.53	+.02
...	Perspecta n	22.55	-.46
22	PetMed	34.95	-.46
15	Pfizer	37.70	+.49
20	PhilipMor	83.56	+.34
...	PhilipsNV	42.67	+.55
25	Phillips66	111.22	+.78
8	PilgrimsP	17.85	-.21
q	PimIncStr2	10.68	+.04
13	PinnaclFds	65.18	-.20
18	PinWst	78.98	-.18
cc	PioNtrl	187.17	+5.86
6	PitnyBw	8.74	+.12
...	**PivotSft n**	**25.47**	**-1.35**
31	PlainsAAP	23.92	+.03
38	PlainsGP rs	23.46	-.06
16	PlatfmSpc	11.94	+.22
1	PlatGpM rs	.11	+.01
dd	PlugPowr h	1.91	-.05
32	Polaris	119.99	-1.67
20	PolyOne	44.57	+.03
37	Praxair	163.34	+1.44
...	Pretium g	8.08	-.12
11	PrinFncl	54.83	+.14
22	ProAssur	39.95	+.60
26	ProLogis	62.36	-.21
21	ProctGam	78.99	+.48
dd	PrognicsPh	7.64	-.32
24	ProgsvCp	59.39	-.19
8	ProspctCap	6.90	-.01
dd	Protalix	.49	+.05
10	Prudentl	98.15	+1.23
18	PSEG	51.16	+.13
24	PubStrg	219.34	-1.28
17	PulteGrp	30.14	-.68
dd	PureStrg n	22.70	-1.10
q	PMMI	7.13	-.05
34	QEP Res	11.78	-.10
dd	Qualcom	58.85	-.23
20	**QstDiag**	**105.42**	**-9.47**
19	QuratRet A	21.29	-.10
18	RPC	14.00	-.25
19	RLauren	133.35	-1.91
17	RangeRs	15.98	-.09
1	RavenInds	39.10	-.10
20	RJamesFn	96.45	-.11
37	Rayonier	34.75	-.28
28	Raytheon	196.99	+.28
15	Realogy	22.61	-.62
31	RltyInco	54.95	-.52
dd	ReataPh n	76.95	+.40
80	RedHat	146.00	-1.73
12	RedwdTr	16.54	-.65
22	RgcyCtrs	60.97	-.81
29	Regenrn	372.77	+6.56
16	RegionsFn	18.27	...
20	RelStlAl	92.70	+1.11
25	RentACt	14.74	-.02
69	Replgn	48.27	-.71
31	RepubSvc	68.41	-.02
21	RestBrnds	64.51	-.28
56	RetailOpp	18.95	-.18
dd	RigelPh	2.99	-.17
...	**RiotBlck**	**8.40**	**+1.81**
2	RiteAid	1.82	-.01
28	RobtHalf	68.97	-.08
25	RockwlAut	170.47	+2.54
22	RockColl	137.66	+1.44
33	Rogers	119.41	-.21
dd	**Roku n**	**46.91**	**-2.83**
30	Roper	282.73	+.36
23	RossStrs s	86.49	-1.04
25	Rowan	14.12	-.10
...	RoyalBk g	77.68	+.34
14	RylCarb	109.18	-.57
cc	RoyDShllB	73.41	+1.13
cc	RoyDShllA	70.21	+.81
18	Ryder	73.23	-2.12
	S-T-U		
20	S&T Bcp	45.72	-.35
cc	SBA Com	160.32	-1.19
10	SCANA	40.48	+.22
36	SLGreen	100.01	+.37
17	SLM Cp	11.76	-.07
dd	SM Energy	26.82	+.27
16	SRC Eng	10.89	+.01
21	SabnR	45.25	-1.40
17	SabraHltc	21.53	-.33
36	Saia Inc	75.10	-3.50
54	StJoe	17.95	...
cc	Salesforce	146.00	-1.56
10	SallyBty	16.45	+.31
13	SJuanB	6.22	+.08
dd	**SangTher**	**13.55**	**-.85**
...	Sanofi	42.63	+.35
5	SantCUSA	19.43	-.07
39	Schlmbrg	65.52	-.22
27	Schwab	52.86	+.25
...	ScorpioTk	2.30	-.01
...	**Sea Ltd n**	**14.30**	**-.95**
14	SeagateT	55.72	-.63
dd	SearsHldgs	2.05	-.10
13	Seaspan	8.69	-.11
21	SempraEn	114.50	+.93
12	SenHous	17.82	-.16
dd	ServcNow	184.91	-5.59
33	Sherwin	429.78	+8.21
15	ShipFin	14.45	+.10
...	SignatBk	115.07	-2.09
dd	SignetJwlrs	59.61	-.44
23	SimonProp	169.80	-.58
11	Sinclair	26.05	-.65
39	SiriusXM	6.98	-.14
22	SixFlags	67.16	-.20
15	Skechers s	27.04	-.28
19	SkywksSol	94.47	-1.97
24	SmartFn rs	25.18	-.68
33	SmithAO s	59.61	+.47
14	Smucker	107.61	-1.09
...	SnapInc A n	13.14	-.25
16	SnapOn	165.70	-5.48
31	SodaStrm	87.72	+3.15
cc	**Sogou n**	**10.61**	**-.62**
12	SolarCap	20.80	+.06
23	SonocoP	55.74	-.28
...	SonyCp	52.67	-.48
28	**SorrentoTh**	**5.55**	**-.58**
q	SourcC	40.30	+.19
29	SoJerInd s	33.60	...
53	SouthnCo	47.54	+.18
39	SthnCopper	46.50	+2.06
9	SwstAirl	51.91	-1.65
6	SwstnEngy	5.29	...
17	SpiritAir	40.57	-1.07
12	SpiritRltC	8.23	-.02
dd	Splunk	102.43	-2.67
dd	Spotify n	187.81	-.24
3	Sprint	5.40	-.01
...	Square n	69.36	-2.24
19	StanBlkDk	140.14	+1.45
15	StarGas	9.84	+.14
23	Starbucks s	51.17	-.02
15	StateStr	87.75	+.73
19	StlDynam	49.12	+1.33
dd	SteinMart s	2.32	-.02
14	SterlingBc	23.00	-.35
...	**StitchFix n**	**31.23**	**-2.69**
29	Stryker	172.92	-1.76
34	SubPpne	23.65	+.02
97	SunCmts	95.92	-1.05
42	SunHydrl	49.87	-.38
...	Suncor g	40.72	-.18
19	SunstnHtl	16.60	-.38
14	SunTrst	72.10	-.48
dd	SupEnrgy	9.48	-.12
18	SupGpCos s	19.88	-.26
10	Symantec lf	20.55	-.36
12	Synchrony	33.82	+.31
dd	SynrgyPh	1.74	-.09
18	**SynovusFn**	**50.33**	**-4.79**
20	Syntel	40.75	-.01
28	Sysco	70.23	-.63
23	T-MobileUS	58.78	+.42
cc	TAL Educ s	39.79	+.03
10	TC PpLn	31.21	+.21
35	TD Ameritr	59.61	+.55
27	TE Connect	94.00	+2.30
22	TJX	97.01	-.55
...	TOP Shi rs	1.01	+.14
...	TPG Pace n	12.78	+.09
...	TahoeRes	4.40	+.02
12	TailorBr	21.37	-.39
dd	TakeTwo	125.16	-1.64
dd	**TandmD rs**	**26.51**	**-1.62**
30	Tapestry	47.97	-.27
...	TargaRes	52.03	+.05
15	Target	79.36	+.67
21	Taubmn	59.65	-.58
27	TechData h	84.47	-1.19
17	Technip	29.94	+.04
...	TeckRes g	24.88	+.40
14	TeekayTnk	1.01	-.01
...	**Teladoc n**	**63.70**	**-5.85**
7	Tenneco	44.15	+.05
25	Teradata	40.86	-1.53
31	Teradyn	40.38	-.35
10	TerraNitro	83.96	...
dd	Tesaro	38.14	-1.92
dd	Tesla Inc	297.43	-5.77
29	TexInst	113.80	-.87
31	TexRdhse	67.90	-1.96
dd	Textainer	15.00	+.05
36	Textron	67.00	+.48
dd	TherapMD	6.46	-.29
28	ThermoFis	221.40	+2.92
11	**Thor Inds**	**92.52**	**-5.50**
55	**3D Sys**	**13.71**	**-1.74**
30	3M Co	200.68	+1.84
41	Tiffany	137.93	-.20
...	**Tilray n**	**25.36**	**-4.09**
17	Timken	44.35	+.10
11	TollBros	36.25	-.68
7	Torchmark	84.52	+.17
...	TorDBk gs	57.91	+.14
...	Total SA	61.95	+.70
...	Toyota	132.58	+.85
23	TractSupp	78.34	-1.94
dd	**TransEntx**	**5.05**	**-.32**
29	TransUn n	73.57	-1.88
dd	Transocn	12.67	+.03
17	Travelers	124.75	+.51
q	TriContl	27.16	+.12
...	TriCntl pf	50.90	+.10
11	TribMda A	32.85	-.05
37	TriNetGrp	56.00	-.52
8	Trinity	36.63	-.06
57	Tronox	18.26	-.30
17	TrueBlue	27.90	-.05
17	TrstNY	9.05	...
dd	Tuppwre	40.77	-.26
26	TurqHillRs	2.82	+.05
...	**TurtleBc rs**	**26.54**	**-2.14**
21	21stCFoxA	45.23	-.69
19	21stCFoxB	44.91	-.63
dd	22ndCentry	2.48	+.03
...	Twilio n	62.06	-1.85
dd	Twitter	42.17	-1.14
6	TwoHrbl rs	15.60	-.08
dd	2U	84.70	-2.57
12	Tyson	63.10	-.46
...	UBS Grp	16.05	+.53
23	UDR	36.55	-.17
11	UGI Corp	52.74	-.08
26	US FdsHl n	39.62	-.45
31	US Silica	24.13	+.34
6	UltraClean	15.65	-.28
17	Umpqua	22.61	-.11
36	UndrArm s	20.61	-.78
...	UnAr C wi	19.24	-.59
24	UniFirst	186.80	-1.20
...	UnilevNV	57.09	-.14
10	UnionPac	142.39	-2.46
13	Unit	25.09	+.11
12	UtdContl	80.04	-1.55
19	UPS B	112.44	-.27
8	UtdRentals	147.94	-1.38
13	US Bancrp	51.65	-.22
22	USSteel	37.87	+.43
23	UtdTech	134.24	+4.87
23	UtdhlthGp	253.76	+1.02
44	UnitGrp	17.15	-.18
9	UnvslCp	66.15	+.35
2	UnumGrp	38.40	+.20
dd	UraniumEn	1.55	-.01
	V-W-X-Y-Z		
48	VF Corp	91.48	-.79
29	ValeroE	107.27	+.99
22	VlyNBcp	12.98	-.06
q	VangDivAp	105.14	+.11
q	VangTotW	78.12	...
28	Vectren	71.20	+.02
16	Ventas	57.70	-.28
dd	Verastem	7.89	-.05
cc	Vereit	7.46	+.01
dd	Vericel	10.70	+.30
39	Verisign	148.43	-.70
27	Veritex	31.25	-1.52
7	VerizonCm	51.51	+.76
cc	VertxPh	174.88	-1.66
5	ViacomB	27.32	-.29
28	ViadCorp	56.20	-.60
30	Viavi	10.18	-.05
dd	VikingTh n	10.67	-.40
47	Visa s	140.03	...
dd	VishayInt	25.20	-.05
...	VistraEn n	22.45	-.44
40	VMware	149.20	-1.74
...	Vodafone	23.68	+.18
26	VulcanM	122.58	-1.06
14	W&T Off	8.31	-.29
39	WD 40	160.30	-1.40
21	WEC Engy	64.43	+.13
dd	WMIH	1.47	+.06
18	WP Carey	64.81	-.75
dd	WPX Engy	19.17	+.28
33	Wabtec	107.05	+1.76
21	WalMart	87.96	+.33
14	WalgBoots	65.51	+.17
...	WarrMet n	28.24	+.77
20	WashPrGp	7.57	-.08
29	WREIT	29.95	-.03
17	WsteMInc	81.49	-.75
30	Waters	197.77	+1.32
dd	WeathfIntl	3.37	+.03
22	WebsterFn	67.85	-1.21
84	WtWatch	92.00	-1.33
10	WeinRlt	30.14	-.29
14	WellsFargo	58.35	+.35
14	Welltower	63.24	-.49
18	Wendys Co	16.84	-.25
25	**WernerEnt**	**36.15**	**-4.00**
q	WAstInfSc	11.32	+.03
8	WDigital	75.11	-1.27
11	WstnUnion	20.22	+.01
...	WestpacBk	22.05	+.06
17	WestRck	57.46	+.28
30	Weyerhsr	34.55	-.03
27	WheatPr g	21.21	+.18
dd	**Whrlpl**	**128.82**	**-21.89**
dd	WhitngPet rs	50.89	+1.10
11	WmsCos	29.18	+.38
52	WillmsPtrs	43.94	+.71
17	WmsSon	59.42	-1.05
...	Windstm rs	3.23	-.14
q	WT MCD s	36.14	-.30
...	Wix.com	105.20	-3.70
30	Woodward	82.71	+1.05
10	WorldFuel	21.65	+.21
cc	WldW Ent	81.03	-1.49
cc	Worldpay	83.90	-3.80
15	Worthgtn	46.78	+.61
45	Wynn	163.56	-.18
dd	XL Grp	56.13	+.14
39	XPO Logis	99.25	-3.81
20	XcelEngy	45.54	+.26
31	Xerox rs	24.80	-.30
34	Xilinx	67.74	-.63
dd	**YRC Wwde**	**10.06**	**-.76**
dd	Yamana g	2.77	-.02
93	Yandex	37.29	+.15
22	Yelp	38.00	-.64
31	YorkWater	31.70	-.05
28	YumBrnds	78.25	-.70
...	Yum China	33.50	-.71
...	ZTO Exp n	20.94	-.19
17	Zagg	17.05	-.40
dd	Zendesk	59.07	-2.04
16	ZimmerBio	114.61	+1.71
17	ZionsBcp	52.25	-1.55
dd	Ziopharm	2.65	-.15
38	Zoetis	83.50	-.46
69	Zynga	4.14	-.05

Stock Footnotes: g - Dividends and earnings in Canadian dollars. h - Does not meet continued-listing standards. lf - Late filing with SEC. n - Stock was a new issue in the last year. rs - Stock has undergone a reverse stock split of at least 50% within the past year. rt - Right to buy security at a specified price. s - Stock has split by at least 20 percent within the last year. wi - Trades will be settled when the stock is issued. wd - When distributed. wt - Warrant, allowing a purchase of a stock. un - Unit,, including more than one security. vj - Company in bankruptcy or receivership, or being reorganized under the bankruptcy law. Appears in front of the name. Stocks in **bold** are worth at least $5 and changed 5 percent or more in price.
PE Footnotes: q - Stock is a closed-end fund - no P/E ratio shown. cc - P/E exceeds 99. dd - Loss in last 12 months.
Source: The Associated Press.

Interestrates

Bond prices rose. The yield on the 10-year Treasury note fell to 2.95 percent Tuesday from 2.96 percent a day earlier.

TREASURIES	LAST	PVS	NET CHG	1YR AGO
3-month T-bill	1.98	1.98	...	1.20
6-month T-bill	2.18	2.19	-0.01	1.14
52-wk T-bill	2.40	2.40	...	1.22
2-year T-note	2.66	2.63	+0.03	1.36
5-year T-note	2.82	2.82	...	1.82
7-year T-note	2.91	2.91	...	2.07
10-year T-note	2.95	2.96	-0.01	2.26
30-year T-bond	3.08	3.10	-0.02	2.83

BONDS	LAST	PVS	NET CHG	1YR AGO
Barclays Glob Agg Bd	2.04	2.00	+0.04	1.57
Barclays USAggregate	3.36	3.31	+0.05	2.48
Barclays US Corp	4.04	4.00	+0.04	3.09
Barclays US High Yield	6.39	6.39	...	5.44
Moodys AAA Corp Idx	3.81	3.84	-0.03	3.61
10-Yr. TIPS	.85	0.86	-0.01	.48

	PRIME RATE	FED FUNDS
LAST	5.00	1.88
6 MO AGO	4.50	1.38
1 YR AGO	4.25	1.13

Foreign Exchange

The dollar inched up compared to the euro but weakened slightly compared to the Japanese yen and British pound.

MAJORS	LAST	CHG	%CHG	1YR AGO
USD per British Pound	1.3139	+.0038	+.29%	1.3036
Canadian Dollar	1.3160	-.0024	-.18%	1.2501
USD per Euro	1.1683	-.0006	-.05%	1.1645
Japanese Yen	111.22	-.26	-.23%	111.11
Mexican Peso	18.9036	-.1042	-.55%	17.7021
EUROPE/AFRICA/MIDDLE EAST				
Israeli Shekel	3.6493	-.0005	-.18%	3.5671
Norwegian Krone	8.1806	+.0002	+.16%	8.0102
South African Rand	13.2821	+.0012	+1.59%	12.9718
Swedish Krona	8.8281	+.0005	+.44%	8.2126
Swiss Franc	.9940	-.0010	-.10%	.9460
ASIA/PACIFIC				
Australian Dollar	1.3486	-.0068	-.50%	1.2618
Chinese Yuan	6.7905	-.0018	-.03%	6.7506
Hong Kong Dollar	7.8471	-.0013	-.02%	7.8073
Indian Rupee	68.866	-.090	-.13%	64.415
Singapore Dollar	1.3639	-.0015	-.11%	1.3619
South Korean Won	1127.00	-8.88	-.79%	1116.37
Taiwan Dollar	30.62	-.02	-.07%	30.36

Commodities

The price of U.S. crude rose 0.9 percent and other energy futures edged higher. Gold was unchanged and copper jumped 2.3 percent.

FUELS	CLOSE	PVS	%CHG	%YTD
Crude Oil (bbl)	68.52	67.89	+0.93	+13.4
Ethanol (gal)	1.42	1.43	-0.56	+7.1
Heating Oil (gal)	2.13	2.12	+0.69	+2.8
Natural Gas (mm btu)	2.73	2.72	+0.40	-7.5
Unleaded Gas (gal)	2.10	2.09	+0.20	+16.5
METALS	**CLOSE**	**PVS**	**%CHG**	**%YTD**
Gold (oz)	1223.90	1224.00	-0.01	-6.3
Silver (oz)	15.46	15.37	+0.62	-9.4
Platinum (oz)	829.60	825.80	+0.46	-11.2
Copper (lb)	2.80	2.74	+2.30	-14.6
Palladium (oz)	916.00	910.00	+0.66	-14.7
AGRICULTURE	**CLOSE**	**PVS**	**%CHG**	**%YTD**
Cattle (lb)	1.08	1.09	-0.62	-12.2
Coffee (lb)	1.14	1.15	-0.70	-9.5
Corn (bu)	3.52	3.57	-1.47	+0.4
Cotton (lb)	0.87	0.87	-0.13	+10.3
Lumber (1,000 bd ft)	488.50	477.30	+2.35	+9.0
Orange Juice (lb)	1.63	1.68	-2.80	+20.0
Soybeans (bu)	8.58	8.48	+1.21	-9.9
Wheat (bu)	5.10	5.14	-0.68	+19.5

(Previous and change figures reflect current contract.)

Over-the-counter pain relievers' side effects for daily use

Dr. Roach

DEAR DR. ROACH: My husband suffers from systemic pain, sometimes it is worse than others. He has osteoarthritis in his lower back. He has been resistant to taking over-the-counter pain medication because he thinks it upsets his intestinal tract. He has been taking two glucosamine tablets each morning for quite a while, but doesn't think it is effective. After reading your advice to take ibuprofen for its anti-inflammatory effect, I persuaded him to take one Advil a day. He has been doing this for a week and feels less pain. Is it safe to take one Advil indefinitely? Should he switch between Advil, Aleve, etc.? — K.S.

ANSWER: Ibuprofen (Advil and many others) and naproxen (Aleve and others) are over-the-counter nonsteroidal anti-inflammatory drugs, or NSAIDs. They are reasonably effective, though some people will respond better than others.

The low dose your husband is taking makes the likelihood of side effects very small, and it can be taken safely by most people. Among the possible side effects of ibuprofen are stomach upset, stomach ulcers, diarrhea and kidney damage, but again, those risks are very low when staying below the recommended dose.

The manufacturer states that adults can take up to 3,200 mg a day (that's 16 tablets of the 200 mg OTC strength), but I recommend keeping at or below 2,400 mg daily if possible, especially for people with one or more risk factors. In your husband's case, two or three tablets a day is likely to have a greater benefit than just one tablet while still bringing only a low risk of side effects.

It is not recommended to switch among different NSAID drugs, as that increases toxicity without increasing effectiveness. He should pick the one that works best for him and stick with it. One advantage to naproxen (Aleve) is that its effects may last longer. I don't recommend more than one or two of the 220 mg OTC tablets once or twice daily.

The booklet on back problems gives an outline of the causes of and other treatments for the more-common back maladies. Readers can order a copy by writing:

Dr. Roach
Book No. 303
628 Virginia Dr.
Orlando, FL 32803

Enclose a check or money order for $4.75 U.S./$6 Can. with the recipient's printed name and address. Please allow four weeks for delivery.

DEAR DR. ROACH: How often is it safe to have cortisone injected into an arthritic knee? For me, these injections are effective for three to four months. I would like to delay knee replacement for as long as possible. I am a healthy, very active 80-year-old male who takes no medications. — W.F.

ANSWER: Although doctors have injected joints with steroids (like cortisone) for decades, recent evidence has shown that they can damage the cartilage over time and aren't much more effective than a placebo injection. Also, people who get steroid injections and then get a knee replacement may be at increased risk for infection in the new joint.

This is frustrating to many patients and doctors, because we had believed the injections helped. However, the study was pretty compelling, and I no longer routinely administer steroid injections every three months. I do, however, still have some patients who appear to get benefit that lasts much longer, and feel comfortable doing an injection on, say, at most a yearly basis.

7 LITTLE WORDS

Find the 7 words to match the 7 clues. The numbers in parentheses represent the number of letters in each solution. Each letter combination can be used only once, but all letter combinations will be necessary to complete the puzzle.

CLUES	SOLUTIONS
1 off course (6)	
2 lookalikes (6)	
3 making an offer in return (10)	
4 adds some Downy (7)	
5 one who snivels (6)	
6 widely known and celebrated (8)	
7 most aware of what's stylish (7)	

© 2018 Blue Ox Family Games, Inc., Dist. by Andrews McMeel

WH	RI	CLO	ERR	COU
ANT	FT	HI	NG	IN
NTE	ER	ENS	NES	OW
REN	EST	NED	PP	SO

Tuesday's Answers: 1. MISCUES 2. THREADS 3. JAZZILY 4. NOSES 5. ACCORDS 6. LINDSAY 7. ENSCONCE 7/25

Challenger

DIRECTIONS:
Fill each square with a number, one through nine.
- Horizontal squares should add to the totals on right.
- Vertical squares should add to the totals on bottom.
- Diagonal squares through center should add to total in upper and lower right.

7-25

THERE MAY BE MORE THAN ONE SOLUTION.

Today's Challenge
Time 6 Minutes
18 Seconds
Your Working
Time Minutes
Seconds

		3		12
3				7
	3			21
			1	11
8	10	18	15	11

© 2018 by King Features Syndicate, Inc. World rights reserved.

Yesterday's Challenger Answers (solution 7-24)

1	1	1	1	4
3	9	8	8	28
3	5	6	7	21
3	2	3	4	12
10	17	18	20	20

Photo of naked stepsister is no longer a funny joke

Dear Abby

DEAR ABBY: I don't like my stepsister, and when she stays with us, I'm forced to share a room with her. The last time she was here I got so mad at her I pretended to send a text message on my cell and secretly took a picture of her as she got out of the shower. I knew it was wrong, but it seemed funny at the time.

I sent it to my boyfriend because he doesn't like her either, even though he thinks she has a "hot body." I thought it would be a joke just between us, but he sent it to some of his friends, and now it's making the rounds. Luckily, she goes to a different school, so nobody has recognized her, but I'm scared someone will.

I'd give anything to take back what I did. What should I do? — Scared Stepsister

DEAR SCARED STEPSISTER: You should be scared. What you did was shameful and dangerous. Not only was it an invasion of privacy, it is also a crime — distribution of a pornographic image of a minor. Now that photo is on the internet, you will not be able to take it back.

Pray that no one in your family finds out, or you may be grounded, like, forever, and your boyfriend will be history. If the news does get back to your family, prepare yourself for a punishment like no other.

DEAR ABBY: My desk is situated right outside my boss's office. Her elderly father is in failing health, and while I'm not unsympathetic, each day for 30 to 40 minutes she takes personal phone calls with his daytime caregiver. The calls are always on her speakerphone with her office door wide open. I'm in a cubicle, so I have no door to close. Is there a polite way to encourage her to rectify this? — Not Deaf In Seattle

DEAR NOT DEAF: Yes. As tactfully as you can, ask your boss if she would mind if YOU close her door for the duration of those conversations because they distract you from doing your work.

Recipe for easy buttermilk

Hints from Heloise

Dear Heloise: I had a recipe that called for buttermilk, and I didn't have any in the house. Since I live out in the country, a grocery store isn't just around the corner. I used plain milk, but would love to know what I can use for a SUBSTITUTE in the future. — Darcy T. in Minnesota

Darcy, no buttermilk? One solution is to add 1 tablespoon of vinegar or lemon juice to a cup of regular milk. Allow this to sit for 10 minutes so it can thicken, then add it to the recipe. You also can substitute yogurt in some recipes for baked goods. For other substitutes and seasonings, you might enjoy my pamphlet Heloise's Seasonings, Sauces and Substitutes. Just send $3, along with a long envelope that is stamped (71 cents) and self-addressed, to: Heloise/Seasonings, P.O. Box 795001, San Antonio, TX 78279-5001. Or you can order it online at www.Heloise.com. — Heloise

JUMBLE

Unscramble these four Jumbles, one letter to each square, to form four ordinary words.

LAPTN

BIHTA

LWWIOL

FAYTIR

©2018 Tribune Content Agency, LLC All Rights Reserved.

Check out the new, free JUST JUMBLE app

THAT SCRAMBLED WORD GAME by David L. Hoyt and Jeff Knurek

Now arrange the circled letters to form the surprise answer, as suggested by the above cartoon.

(Answers tomorrow)

Yesterday's Jumbles: SLANT FRUIT BAMBOO VELVET
Answer: After specializing in miniature sculptures, Willard Wigan made a — SMALL FORTUNE

KENKEN

THE LOGIC PUZZLE THAT MAKES YOU SMARTER.

EASY



©2018 KenKen Puzzle, LLC www.kenken.com Trademark KenKen, LLC Distributed by Andrews McMeel

CHALLENGING



©2018 KenKen Puzzle, LLC www.kenken.com Trademark KenKen, LLC Distributed by Andrews McMeel

7-25-18

RULES

1. Each row and each column must contain the numbers 1 through 4 (easy) or 1 through 6 (challenging) without repeating.
2. The numbers within the heavily outlined boxes, called cages, must combine using the given operation (in any order) to produce the target numbers in the top-left corners.
3. Freebies: Fill in single-box cages with the number in the top-left corner.

PREVIOUS ANSWERS

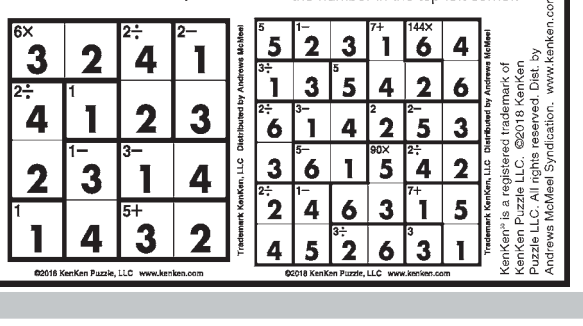

©2018 KenKen Puzzle, LLC www.kenken.com Trademark KenKen, LLC Distributed by Andrews McMeel
KenKen® is a registered trademark of KenKen Puzzle LLC. ©2018 KenKen Puzzle LLC. All rights reserved. Dist. by Andrews McMeel Syndication. www.kenken.com

MARMADUKE By Brad Anderson



"The judges paid me twenty bucks not to enter."

Cryptoquip

© 2011 by King Features Syndicate

7-25

CNEV NY WX RNJR' BHKQR VLKQ LBYTDDX EQJRQ WTRZDQR, CTE ZDQLGDX EVHR NJQ HR WX ELTEQG-HJ-DLB.

Yesterday's Cryptoquip: WHEN A CLUMSY SOMMELIER ATTEMPTED TO DECANT A BOTTLE OF FINE WINE, THINGS WENT POURABLY WRONG.

Today's Cryptoquip Clue: B equals W

WORD SLEUTH • FOUND IN TREES

T E B Y V R O L V I F C Z S W
T Q N K I F C Z W I U R P L M
J H E C C H I M P A N Z E E Z
X U S Q N L J G E C Z E X R S
S W I N G S V T R P N S S R T
L R J H O L Y E K C D E E I U
A Y A L A O K E W I N H K U N
V T R E P T C N K O T L A Q K
S D R I B H I C R N G E N S E
C B Z X W U S D A R O P S O M
L J I G E D B P A R Y M X W U

Tuesday's unlisted clue: SUGARLOAF

Find the listed words in the diagram. They run in all directions - forward, backward, up, down and diagonally.
Wednesday's unlisted clue hint: SLOW-MOVING MAMMAL

Bears	Kids	Nuts	Squirrels
Birds	Kites	Panthers	Swings
Chimpanzee	Koala	Raccoon	Vines
Drones	Monkeys	Snakes	

©2018 King Features Syndicate, Inc. 7/25

WHATZIT?™

Find the familiar phrase, saying or name in this arrangement of letters.

THIS SIGH
THIS SIGH
THIS SIGH

WHATZIT? © 2018 www.whatzit.com

SOLUTION: Try this for size

www.facebook.com/dingbatsgames

HOROSCOPE

ARIES (March 21-April 19). Why is it that when you're in the presence of certain people, you seem to forget everything you've learned about love? Luckily, once you're back in your own realm, it comes back to you.

TAURUS (April 20-May 20). The need to be self-sufficient is especially pronounced when you're feeling distrustful of the situation. This is not necessarily a bad thing today. You're wise to let the situation prove worthy of your trust before you give it.

GEMINI (May 21-June 21). Life is definitely an adventure that doesn't come with trigger warnings. To try and set up an accurate expectation for others may help interactions go more smoothly, but it also may suck out the surprise and mystery.

CANCER (June 22-July 22). You'll be gathering inspiration today. It won't come to you; you'll have to go to it. The best entry point will be the thing that intrigues you — which is not the thing that's popular or the thing that "they" want you to explore.

LEO (July 23-Aug. 22). The last time you cried, it wasn't for you, but there was a part of you that could deeply relate to the woes of another. Today your empathy will bond you in laughter instead of tears.

VIRGO (Aug. 23-Sept. 22). You're pretty clear about your purpose, and this will help you move forward when the work is tough. You won't even stop to receive praise. You're doing it for your cause, not for the applause.

LIBRA (Sept. 23-Oct. 23). Silence and smiling: two responses you can't go wrong with today. They'll be appropriate in so many situations and — bonus — will require almost no special knowledge, skill, willpower or restraint to pull off.

SCORPIO (Oct. 24-Nov. 21). People do not always know what they need. Help people understand what you're offering. With the right presentation, you can make them want what they didn't even know about before.

SAGITTARIUS (Nov. 22-Dec. 21). In a capitalist society, people begin to think of themselves as brands. For better or worse, it's a valid way of organizing your options today. Ask: "What would (insert your own name) do?"

CAPRICORN (Dec. 22-Jan. 19). Unsolicited advice is usually taken as an affront, so you try not to give it. And yet, when it's offered to you, you see it as valuable information, even if it's not good advice. It just lets you know how people are thinking.

AQUARIUS (Jan. 20-Feb. 18). The one who thinks of you often will continue to do so whether or not you check in. But you'll find that taking the time to connect will reward you by making you feel good about the kind of person you are.

PISCES (Feb. 19-March 20). The world is more explored than ever, but that doesn't mean there's not plenty for you to find. Believe in your uniqueness and in your ability to change a place for the better just by trying to understand it.

TODAY'S BIRTHDAY (July 25). You'll do your best work because you don't stop to judge, compare, doubt or ponder. You get out of your own head and keep going. It's a year when the learning comes by doing, not by thinking. Next month, good news for family is good news for you. October brings a happy resolution to an ongoing struggle. Cancer and Gemini adore you. Your lucky numbers are: 9, 40, 3, 32 and 1.

BORN LOSER By Art and Chip Sansom



BLONDIE By Dean Young and John Marshall



MUTTS By Patrick McDonnell



BABY BLUES By Rick Kirkman and Jerry Scott



DOONSBURY By Garry Trudeau



TODAY'S CROSSWORD PUZZLE

ACROSS
1 Crashed down
5 Forty —
10 Thick, flat piece
14 Mountain range near China
15 Griffith or Zola
16 Antler prong
17 Goalie's milieu
18 Force
19 Ms. Ferber
20 Sweet wine
22 Passed by
24 Distance across
26 Sponge up
27 Wheel spokes
30 Maize unit
32 Nostalgic look
36 Periods
37 Use a compass
39 — Majesty
40 Rhine nymph
42 Suspecting
44 CPA's sum
45 Apollo's priestess
47 Lot measurement
48 Boor
50 Be prone
51 Nash of humorous poems
52 RN assistant
54 Caustic
56 Skilled worker
60 Like a hawk
64 Name in game shows
65 Send money
67 Nonsense poet
68 Drama award
69 Derrick
70 Fluid rock
71 Plays bumper cars
72 Melodies
73 Shoot forth

DOWN
1 Rural spread
2 Charles Lamb
3 Terra firma
4 Too
5 Spooky
6 Unimportant
7 Just barely win
8 MOMA artist
9 Talks up
10 Treeless plain
11 Pot covers
12 English queen
13 Droplet
21 Livy's trio
23 Heart outlet
25 Osaka yes
27 Kind of race
28 Coffee emanation
29 Foe of Luke and Han
31 Showing
33 White ribbon
34 Ms. Zellweger
35 Piano kin
37 Poet's contraction
38 Born as
41 Belt holders
43 Ann and Andy (2 wds.)
46 Undercover org.
49 Bartender's stock
51 Heating fuel
53 DEA agents
55 Motel's prices
56 Love, to Pablo
57 Musical — McEntire
58 Adorn with ornaments
59 Fictional sleuth — Wolfe
61 Lowest high tide
62 Gutter locale
63 Quick on the —
66 Checkers piece

PREVIOUS PUZZLE SOLVED

H	Y	D	E	■	■	C	A	D	S	■	S	C	A	M
M	A	I	D	S	■	R	I	O	T	■	L	O	G	O
O	L	L	I	E	■	I	D	E	A	■	I	N	I	T
S	E	L	E	C	T	S	■	■	K	E	T	T	L	E
■	■	■	■	■	R	A	P	■	M	E	R	■	E	E	L
N	O	S	H	E	D	■	F	I	O	R	D	S	■	■
U	B	O	A	T	■	S	I	T	U	■	A	T	E	N
L	O	N	G	■	T	W	E	E	T	■	L	A	D	E
L	E	I	A	■	O	A	R	S	■	B	A	N	G	S
■	■	C	R	A	B	B	Y	■	S	U	I	T	E	S
L	O	B	■	R	E	S	■	G	U	N	■	■	■	■
A	C	O	R	N	S	■	■	A	N	G	E	L	I	C
S	H	O	O	■	U	R	D	U	■	E	L	I	T	E
T	O	M	S	■	R	E	N	D	■	E	A	S	E	D
S	A	S	H	■	E	B	A	Y	■	■	N	A	M	E

7-25-18 © 2018 UFS, Dist. by Andrews McMeel for UFS

Wednesday, July 25, 2018

GOREN BRIDGE

WITH BOB JONES
©2018 Tribune Content Agency, LLC

THE INFERENCE

Neither vulnerable, South deals

NORTH
♠ 3
♡ J 8 6 5
◇ A K 8 2
♣ K 8 6 3

WEST
♠ 7 5 2
♡ A K 10 7 4
◇ J 9 7
♣ Q 7

EAST
♠ 9 6
♡ Q 3 2
◇ Q 10 6 5 4
♣ 9 4 2

SOUTH
♠ A K Q J 10 8 4
♡ 9
◇ 3
♣ A J 10 5

The bidding:

SOUTH	WEST	NORTH	EAST
1♠	Pass	1NT	Pass
3♣*	Pass	3◇**	Pass
4♠	Pass	5◇	Pass
5♡	Pass	6♠	All pass

*Game force with either spades, spades and hearts, or spades and clubs
**Asking

Opening lead: Ace of ♡

Today's deal features a modern bidding gadget that is growing in popularity. The jump to four spades promised a solid suit. North's five-diamond bid showed a diamond control while denying a first-round club control at the same time. South's five-heart bid showed a heart control and it also showed a club control. Why keep trying if neither partner held a control in clubs?

West wisely shifted to a diamond after his ace of hearts lead held the trick. He trusted South's heart cue bid to show only one heart. Had he continued with the king of hearts, South would have been able to ruff out East's queen of hearts for his twelfth trick. After the shift, South had to find the queen of clubs to land his contract.

South won the diamond switch, cashed another high diamond discarding a club, and ruffed a diamond. He then started running his spades. This was the position with one spade to go:

NORTH
♠ Void
♡ J
◇ 8
♣ K 8

WEST
♠ Void
♡ A 10
◇ Void
♣ Q 7

EAST
♠ Void
♡ Void
◇ Q
♣ 9 4 2

SOUTH
♠ 4
♡ Void
◇ Void
♣ A J 10

The four of spades was cashed, West and North throwing hearts. When East parted with a club, South inferred that the clubs were now 2-2, so he banged down the ace and king to make his slam. Well done!

JANRIC CLASSIC SUDOKU

Fill in the blank cells using numbers 1 to 9. Each number can appear only once in each row, column and 3x3 block. Use logic and process elimination to solve the puzzle. The difficulty level ranges from Bronze (easiest) to Silver to Gold (hardest).

4		5	6			8		
			9					4
8		9				5		
				3		7		9
	5		4		6		3	
9		3		1				
		4				1		8
5					2			
		2			1	3		5

Rating: GOLD

7/25/18

© 2018 Janric Enterprises Dist. by creators.com

Solution to 7/24/18

7	5	9	2	4	6	1	3	8
1	3	2	7	8	5	4	9	6
4	8	6	9	1	3	5	2	7
5	9	1	4	2	8	6	7	3
6	2	4	1	3	7	9	8	5
8	7	3	5	6	9	2	1	4
2	1	5	3	7	4	8	6	9
9	6	7	8	5	2	3	4	1
3	4	8	6	9	1	7	5	2

WORDY GURDY®

BY TRICKY RICKY KANE

Every answer is a rhyming pair of words (like FAT CAT and DOUBLE TROUBLE), and they will fit in the letter squares. The number after the definition tells you how many syllables in each word.

1. Stitch a wrapped-gift topper (1)
2. Pub celeb (1)
3. Not-ornate strung necklace (1)
4. "Pit" snake stealer (2)
5. Abandons "Matrix" actor Keanu (1)
6. English race course's lucky symbols (2)
7. Quick-in-passing "Hello" (2)

© 2018 UFS, Dist. by Andrews McMeel for UFS

ANSWERS 1. SEW BOW 2. BAR STAR 3. PLAIN CHAIN 4. VIPER SWIPER 5. LEAVES REEVES 6. ASCOTS MASCOTS 7. FLEETING GREETING

7-25-18

1	2	3	4	■	5	6	7	8	9	■	10	11	12	13
14				■	15					■	16			
17				■	18					■	19			
20				21			■	22		23				
■	■	■	24				25	■	26			■	■	■
27	28	29			■	30		31	■	32		33	34	35
36				■	37				38		■	39		
40				41			■	42			43			
44			■	45			46			■	47			
48			49		■	50			■	51				
■	■	■	52		53	■	54		55			■	■	■
56	57	58				59	■	60				61	62	63
64				■	65		66			■	67			
68				■	69					■	70			
71				■	72					■	73			

Want more puzzles?
Check out the "Just Right Crossword Puzzles" books at QuillDriverBooks.com

FOR BETTER OR FOR WORSE By Lynn Johnston



MALLARD FILLMORE By Bruce Tinsley



HI AND LOIS By Brian and Greg Walker



BEETLE BAILEY By Mort Walker



HAGAR THE HORRIBLE By Chris Browne



THE WIZARD OF ID By Brant Parker and Johnny Hart



MOTHER GOOSE AND GRIMM By Mike Peters



PICKLES By Brian Crane

B.C. By Mastroianni & Hart



PEANUTS By Charles Schulz

CRANKSHAFT By Tom Batiuk & Chuck Ayers



SHOE By Gary Brookins & Susie MacNelly



REX MORGAN By Terry Beatty



ZITS By Jerry Scott & Jim Borgman



GARFIELD By Jim Davis



NON SEQUITUR By Wiley



MARY WORTH By Karen Moy and June Brigman



DILBERT By Scott Adams



Heiress charged with aiding alleged cult

NEW YORK (AP) — An heiress to the Seagram's liquor fortune and three other people were arrested on Tuesday in connection with the investigation of a self-improvement organization accused of branding some of its female followers and forcing them into unwanted sex.

Clare Bronfman, 39, a daughter of the late billionaire philanthropist and former Seagram chairman Edgar Bronfman Sr., surrendered to the FBI and pleaded not guilty to racketeering charges.

She was freed from custody following a late-afternoon court appearance where she pledged to post a $100 million bond to ensure her return to court.

U.S. District Judge Nicholas Garaufis set the high amount after hearing prosecutors label her a flight risk and learning she has a net worth of roughly $200 million, including a stake in an island resort in Fiji.

Bronfman, who appeared in court wearing flip-flops and a T-shirt, didn't comment as she left a federal courthouse in Brooklyn. She was to remain under house arrest following her release.

A former competitor in international equestrian show jumping competitions, Bronfman is accused in an indictment of taking a number of steps to help NXIVM's founder and leader, Keith Raniere, exercise control over members of the upstate New York group, including identity theft, interception of electronic communications and money laundering.

She was part of an "inner circle" of loyalists who "committed a broad range of serious crimes from identity theft and obstruction of justice to sex trafficking, all to promote and protect Raniere and NXIVM," U.S. Attorney Richard Donoghue said in a statement.

Raniere was arrested in Mexico this year and was brought to the U.S. to face charges that he, along with an adherent, the TV actress Allison Mack, coerced followers into becoming slaves to senior members.

AP PHOTO

Clare Bronfman, center, leaves federal court, Tuesday in the Brooklyn borough of New York. Bronfman, an heiress to the Seagram's liquor fortune, and three other people were arrested on Tuesday in connection with the investigation of a self-improvement organization accused of branding some of its female followers and forcing them into unwanted sex.

In a statement, a lawyer for Bronfman, Susan Necheles, called the charges "the result of government overreaching and charging an individual with crimes just because the government disagrees with some beliefs taught by NXIVM and held by Clare."

"We are confident that Clare will be exonerated," she said.

Also arrested Tuesday were Nancy Salzman, who was the organization's longtime president; her daughter, Lauren Salzman; and a former bookkeeper for the group, Kathy Russell. All three were released on bail without entering pleas.

Despite criticism for years by ex-followers who called NXIVM a cult and a pyramid scheme, the organization's intense self-improvement classes had, at one point, earned it thousands of adherents, including some with Hollywood ties. They included Nicki Clyne, an actress who appeared on "Battlestar Galactica"; Bronfman's sister Sara Bronfman; a son of former Mexican president Carlos Salinas de Gortari; and India Oxenberg, a daughter of "Dynasty" actress Catherine Oxenberg.

In an indictment, prosecutors say Mack, who played a teenage friend of Superman in the CW network's "Smallville," helped Raniere recruit women to a secret sub-society within NXIVM whose members were branded by way of a surgical tool with a symbol that resembled his initials. Women were expected to be subservient to "masters," prosecutors said, including giving in to demands for sex.

The arrest of Bronfman, who has long been affiliated with NXIVM, wasn't a surprise. At a court hearing in June, a judge rejected an attempt to get Raniere released on $10 million bail paid for by Bronfman after prosecutors labeled her a co-conspirator.

WILDFIRES

FROM PAGE 1

Prime Minister Alexis Tsipras declared three days of national mourning. Apart from the dead, which included children, hospitals treated 187 people, most for burns, with 10 listed in serious condition.

Although it had abated by Tuesday afternoon, the blaze was far from extinguished and more than 230 firefighters were still trying to put it out, helped by volunteers and water-dropping aircraft. Another five fires continued to burn, with flare-ups reported in the blaze near Kineta. Authorities ordered the evacuation of some communities as a preventive measure.

Authorities urged the public to contact them about the missing. Many took to social media, posting photos and what was believed to be their last location before the fires hit.

Twenty-six of the dead were found after dawn Tuesday, huddled in a compound near the sea in the community of Mati, the worst-hit area near Rafina, about 50 kilometers (30 miles) west of Athens.

Red Cross rescuers said they appeared to be families or groups of friends because they were found hugging in groups of threes and fours.

Hundreds of homes and cars were believed to have been burned. Many vehicles were found with the keys still in the ignition and doors open, a sign of the urgency with which their occupants sought to flee the flames. Narrow roads quickly became jammed, forcing many to try to escape on foot. The ferocity of the fire melted cars' metal hub caps.

Many ran to beaches, but even there the fire got so close and the smoke was so thick that dozens swam out to sea despite the rough weather.

Coast guard and private boats picked up more than 700 survivors from beaches and the sea — but also recovered six bodies.

"It happened very fast. The fire was in the distance, then sparks from the fire reached us. Then the fire was all around us," said Nikos Stavrinidis, who had gone with his wife to fix up his summer home for a visit by his daughter.

Stavrinidis, his wife and four friends swam out to sea to escape the smoke, but they quickly became disoriented, losing sight of shore and being swept out farther by the wind and currents. Two of his group didn't survive.

TARIFFS

FROM PAGE 1

said Sen. John Kennedy, R-La. "You've got to treat everybody the same."

Sen. Ben Sasse, R-Neb., said the plan would spend billions on "gold crutches," adding, "America's farmers don't want to be paid to lose — they want to win by feeding the world. This administration's tariffs and bailouts aren't going to make America great again, they're just going to make it 1929 again."

The program is expected to start taking effect around Labor Day. Officials said the direct payments could help producers of soybeans, which have been hit hard by retaliation to the Trump tariffs, along with sorghum, corn, wheat, cotton, dairy and farmers raising hogs.

The food purchased from farmers would include some types of fruits, nuts, rice, legumes, dairy products, beef and pork, officials said.

Trump did not specifically reference the plan during a speech to veterans in Kansas City, but asked for patience as he attempts to renegotiate trade agreements that he said have hurt American workers.

"We're making tremendous progress. They're all coming. They don't want to have those tariffs put on them," Trump told the Veterans of Foreign Wars national convention. "We're opening up markets. You watch what's going to happen. Just be a little patient."

Agriculture officials said they would not need congressional approval and the money would come through the Commodity Credit Corporation, a wing of the department that addresses agricultural prices.

The officials said payments couldn't be calculated until after harvests come in. Brad Karmen, the USDA's assistant deputy administrator for farm programs, noted that the wheat harvest is already in, so wheat farmers could get payments sooner than other growers.

Soybeans are likely to be the largest sector affected by the programs. Soybean prices have plunged 18 percent in the past two months.

Trump declared earlier Tuesday that "Tariffs are the greatest!" and threatened to impose additional penalties on U.S. trading partners as he prepared for negotiations with European officials at the White House.

Later Tuesday, he tweeted: "I have an idea for them. Both the U.S. and the E.U. drop all Tariffs, Barriers and Subsidies! That would finally be called Free Market and Fair Trade! Hope they do it, we are ready - but they won't!"

Tariffs are taxes on imports. They are meant to protect domestic businesses and put foreign competitors at a disadvantage. But the taxes also exact a toll on U.S. businesses and consumers, which pay more for imported products.

The Trump administration has slapped tariffs on $34 billion in Chinese goods in a dispute over Beijing's high-tech industrial policies. China has retaliated with duties on soybeans and pork, affecting Midwest farmers in a region of the country that supported the president in his 2016 campaign.

Trump has threatened to place penalty taxes on up to $500 billion in products imported from China, a move that would dramatically ratchet up the stakes in the trade dispute involving the globe's biggest economies.

HEAT

FROM PAGE 1

temperatures forecast across the region, the California Independent System Operator Corp. urged people to ease off blasting air conditioners or using washing machines or other appliances during the peak power usage times of 5 p.m. to 9 p.m. Tuesday and Wednesday.

The Los Angeles County Department of Public Health also urged people to stay out of the sun.

"When temperatures are high, even a few hours of exertion may cause severe dehydration, heat cramps, heat exhaustion and heat stroke," said Dr. Jeffrey Gunzenhauser, the county's interim health officer.

Children, the elderly and pets shouldn't be left in homes without air conditioning or in cars even with open windows because temperatures can quickly soar to life-threatening levels, he said.

Phoenix on Monday recorded a sweltering 115 degrees (46 Celsius), breaking the previous record for the day, according to the weather service office.

With some of the highest Southwest temperatures over the next few days expected in Phoenix, officials cautioned people to stay hydrated and take advantage of cooler indoor buildings.

"Nationwide, heat is the #1 heat-related killer," the weather service in Phoenix said on its website.

"Another very hot day is in store for Arizona with high temps at or above record levels," the weather service office in Tucson said in a tweet. "Drink plenty of water and limit your time outside."

Maricopa County public health officials say 155 people died in the Phoenix area last year from heat-caused illnesses such as heat stroke.

Spokeswoman Jeanene Fowler said Tuesday there have been five confirmed heat-associated deaths in Maricopa County this year, with the cause of another 34 deaths still under investigation.

AP PHOTO

Humberto Berlanga, center, wipes sweat from his face while waiting in the heat in line at the Gold & Silver Pawn shop, Tuesday, in Las Vegas. The National Weather Service has issued an excessive heat warning for the Las Vegas valley.

"The numbers are definitely under what they were at the same time last year, so that's a positive sign," Fowler said.

MARS

FROM PAGE 1

controllers don't expect to hear from 14-year-old Opportunity until the storm subsides, and maybe not even then.

The good news about all the Martian dust is that it reflects sunlight, which makes for an even brighter red planet, said Widener University astronomer Harry Augensen.

"It's magnificent. It's as bright as an airplane landing light," Augensen said. "Not quite as bright as Venus, but still because of the reddish, orange-ish-red color, you really can't miss it in the sky."

In 2003, Mars and Earth were the closest in nearly 60,000 years — 34.6 million miles (55.7 million kilometers). NASA said that won't happen again until 2287. The next close approach, meanwhile, in 2020, will be 38.6 million miles (62 million kilometers), according to NASA.

Observatories across the U.S. are hosting Mars-viewing events next week. Los Angeles' Griffith Observatory will provide a live online view of Mars early Tuesday.

The total lunar eclipse on Friday will be visible in Australia, Africa, Asia, Europe and South America. A total lunar eclipse occurs when the sun, Earth and moon line up perfectly, casting Earth's shadow on the moon. Friday's will be long, lasting 1 hour and 43 minutes.

ALMANAC

Today is **Wednesday, July 25**, the 206th day of 2018. There are 159 days left in the year.

Today in history

On **July 25, 1994**, Israeli Prime Minister Yitzhak Rabin and Jordan's King Hussein signed a declaration at the White House ending their countries' 46-year-old formal state of war.

On this date

In **1866**, Ulysses S. Grant was named General of the Army of the United States, the first officer to hold the rank.

In **1943**, Benito Mussolini was dismissed as premier of Italy by King Victor Emmanuel III, and placed under arrest. (However, Mussolini was later rescued by the Nazis, and re-asserted his authority.)

In **1946**, the United States detonated an atomic bomb near Bikini Atoll in the Pacific in the first underwater test of the device.

In **1961**, in a televised address on the Berlin Crisis, President John F. Kennedy announced a series of steps aimed at bolstering the military in the face of Soviet demands that Western powers withdraw from the German city's western sector.

In **1972**, the notorious Tuskegee syphilis experiment came to light as The Associated Press reported that for the previous four decades, the U.S. Public Health Service, in conjunction with the Tuskegee Institute in Alabama, had been allowing poor, rural black male patients with syphilis to go without treatment, even allowing them to die, as a way of studying the disease.

In **1984**, Soviet cosmonaut Svetlana Savitskaya became the first woman to walk in space as she carried out more than three hours of experiments outside the orbiting space station Salyut 7.

In **2002**, Zacarias Moussaoui declared he was guilty of conspiracy in the September 11 attacks, then dramatically withdrew his plea at his arraignment in Alexandria, Virginia.

Today's birthdays

Actress **Barbara Harris** is 83. Folk-pop singer-musician **Bruce Woodley** (The Seekers) is 76. Rock musician **Jim McCarty** (The Yardbirds) is 75. Rock musician **Verdine White** (Earth, Wind & Fire) is 67. Model-actress **Iman** is 63. Rock musician **Thurston Moore** (Sonic Youth) is 60. Actress-singer **Bobbie Eakes** is 57. Actress **Katherine Kelly Lang** is 57. Actress **Illeana Douglas** is 53. Actress **Wendy Raquel Robinson** is 51. Actor **D.B. Woodside** is 49. Actress **Miriam Shor** is 47. Actor **David Denman** is 45. Actor **Jay R. Ferguson** is 44. Actor **James Lafferty** is 33.

Bible verse

"And he arose, and rebuked the wind, and said unto the sea, Peace, be still. And the wind ceased, and there was a great calm." — **Mark 4:39**.

Is your life in great turmoil? There is one who can bring you great calm in the midst of the storm. Turn it over to Jesus.

ODD NEWS

Butter sculpture honors 'A Christmas Story'

COLUMBUS, Ohio (AP) — The butter sculpture at this year's Ohio State Fair brings a bit of Christmas in July with a dairy display of key elements from the 1983 film "A Christmas Story," which was partly filmed in Cleveland.

In addition to the traditional butter cow and calf, the sculpture unveiled Tuesday includes the character Ralphie in his bunny suit, the classic leg lamp, and a holiday tree decorated with lights. The scene showing the licking of the frozen flagpole is there too, but this time the kid isn't the only one with his tongue stuck. It appears the butter calf took the "triple-dog-dare," too.

The American Dairy Association Mideast says sculptors spent more than 400 hours creating the refrigerated display out of more than a ton of butter.

Feeling FIT

SUN CENTRAL MEDIA GROUP

July 25, 2018

Get a facial

DIY Face Masks

Visit The Salt Room

IF YOU HAVE MEDICARE AND MEDICAID OR DIABETES...

PICTURE ALL THE BENEFITS YOU CAN GET WHEN YOU LIVE *the Simply life.*

simplycomplete (HMO SNP)

A Special Needs Plan (SNP) for full dual eligible individuals who have Medicare and Medicaid.

- **$0 copay** for prescription drugs Tiers 1 & 2
- **$0 copay** for hospitalization
- **$0 copay** for enhanced dental benefits (including partial and full dentures)
- **Unlimited** transportation to plan approved locations
- **$300** per year for eyewear
- **$1,000** per year for hearing aids
- **Personal emergency response system**
- **SilverSneakers®** fitness program
- **$46 monthly** for over-the-counter (OTC) items, that's **$552 a year!**

simplylevel (HMO SNP)

A plan for people with diabetes that includes $0 copay for enhanced dental benefits, and $0 or low copay for doctor visits.

- **$0 or low copay** for primary and specialist office visits
- **$0 copay** for diabetic supplies
- **$0 copay** for prescription drugs Tiers 1 & 2, with coverage through the gap (including diabetic drugs)
- **Low copay** for hospitalization
- **$0 copay** for enhanced dental benefits (including dentures and crowns)
- **$300** per year for eyewear
- **$1,500** per year for hearing aids
- **Transportation** to plan approved locations
- **SilverSneakers®** fitness program
- **$25 monthly** for over-the-counter (OTC) items, that's **$300 a year!**

4 OUT OF 5 STARS

Simply healthcare
An Anthem Company

Call us today!
1.800.216.5549 / TTY: 711
mysimplymedicare.com

Earvin "Magic" Johnson
Healthcare Advocate

Polk County. Simply Healthcare Plans, Inc. is a Medicare-contracted coordinated care plan that has a Medicaid contract with the State of Florida Agency for Health Care Administration to provide benefits or arrange for benefits to be provided to enrollees. Enrollment in Simply Healthcare Plans, Inc. depends on contract renewal. This information is not a complete description of benefits. Contact the plan for more information. Limitations, copayments, and restrictions may apply. Benefits, premiums and/or copayments/coinsurance may change on January 1 of each year. You must continue to pay your Medicare Part B premium. For full-dual members the Part B premium is covered. This plan is available to anyone who has both Medical Assistance from the State and Medicare. Premiums, copays, coinsurance and deductibles may vary based on the level of Extra Help you receive. Please contact the plan for further details. Medicare evaluates plans based on a 5-star rating system. Star Ratings are calculated each year and may change from one year to the next. The Formulary, pharmacy network, and/or provider network may change at any time. You will receive notice when necessary. From October 1 to February 14, we are open 7 days a week from 8 a.m. - 8 p.m., EST. Beginning February 15 until September 30, we are open Monday through Friday, 8 a.m. - 8 p.m., EST. We do not discriminate, exclude people, or treat them differently on the basis of race, color, national origin, sex, age or disability in our health programs and activities. ATENCIÓN: Si habla español, tiene a su disposición servicios gratuitos de asistencia lingüística. Llame al 1-877-577-0115 / TTY: 711. ATANSYON: Si w pale Kreyòl Ayisyen, gen sèvis èd pou lang ki disponib gratis pou ou. Rele 1-877-577-0115 / TTY: 711. Paid endorsement.

Y0114_18_34669_U_006_Final_6_Accepted

The Importance of Facials

Written by Bailey Hill

Lynn Giddings, owner of Spa G & Boutique, has always been passionate about skincare. She credits her mother for introducing her to the skin care world early by starting her on a regimen at thirteen years old. In 2013, Lynn began her studies at Ridge Career Center. She has been a licensed esthetician for five years, but still participates in training consistently.

"I've had many continuing education classes and trainings, to keep up with the ever changing skincare industry, to ensure my clients are on the cutting edge of skincare," said Lynn.

It's never too early to start thinking about caring for your skin. Lynn recommends different products and treatments according to your age. Skincare for babies and young children is simply applying sunscreen. It seems basic, but it is very important for the future health of their skin. As a pre-teen and teen she suggests a twice-a-day cleanser according to their skin type, toner, moisturizer and sunscreen. Making skincare a habit and a priority is crucial at this point.

"As we get into our twenties we need to step it up and make sure our moisturizer has a hyaluronic acid, antioxidants, and peptides," said Lynn.

According to Lynn, Hyaluronic acid helps to keep collagen synthesis up. This is important in your twenties to keep wrinkles away and to retain moisture. Peptides and antioxidants help with elasticity, renewal, and firming of the skin. Another tip she suggests for all of the twenty-somethings is to add an eye cream to their daily routine. The skin around the eyes is very delicate. By using eye cream you are able to keep the skin there moisturized, eliminating puffiness and reduce the appearance of dark circles.

The next step in the process comes when the person notices fine lines. Lynn suggests adding a Vitamin C serum during the day and a retinol cream at night. Vitamin C serum is for fighting off the free radicals from the environment. Retinol creams are able to even out skin tone, shrink pore size, and smooth the appearance of fine lines. Lynn recommends when buying products it is important to stay within one skincare line. Some people create a science experiment on their skin by mixing and matching.

"The facials I perform are result driven. I really love the results my clients get," said Lynn.

Lynn offers Deep Cleansing Facials, Anti-Aging Facials, Chemical Peels, and HydraFacial MD™ Osmosis Revita-Pen. All of the products she uses in Spa G are Professional All-Natural lines that target anti-aging. She also sells the lines that work best for each clients' skin.

Spa G is also excited to offer Celluma LED light therapy. The blue light therapy is used to treat acne and the red light used to fight anti-aging fine lines and wrinkles.

"Both men and women need facials. A facial is recommended every 4 weeks, 3 weeks for oily skin. Facials should not be just for a special occasion," said Lynn.

Lynn says that when it comes to her facials, you can start as early as 13 years old to remove the white heads and blackheads. Skin cell turnover happens every 28-40 days. Because your skin has a memory, it is important to train it by continuing to have regular facials. If you can't quite do every month, at least try for every 6-8 weeks consistently.

"Your face is the first thing everyone sees. So, put your best face forward. Get a facial," said Lynn.

To schedule an appointment with Lynn at Spa G & Boutique call (863) 514-3070.

185 Avenue D NW
Winter Haven

Publisher
Kim Edwards

Editor
Amy Sexson

Contributing Writers
Bailey Hill

Graphic Designer
Steven Maynard

Sr. Sales Consultant
Barbara Rakoczy
Gary Peach

Sales Consultants
Lora Belue

Digital Specialist
Kathy Woodruff

President
Sun Central Media Group
Chris Sexson

Feeling Fit
is published monthly by Sun Central Media Group and distributed through out East Polk County by mail, home delivery and select rack locations.

For advertising information:
kedwards@scmginc.com

For editorial information:
asexson@scmginc.com

Office:
99 Third Street N.W.
Winter Haven, Florida 33881
863-533-4183

The Salt Room

Written by Bailey Hill

Have you ever driven past The Salt Room in Winter Haven and wondered what was inside? The Salt Room opened in 2015 and relocated to their current location last November. Owner Jennifer Brenner, is a licensed esthetician that has a passion for wellness. They offer many services including salt therapy, waxing, makeup, and skin care. Walking into the location is instantly soothing and the spa-like treatment rooms encourage relaxation.

1. For people who don’t know, what is a salt room?

“A Salt Room is a controlled environment where salt is generated into a room. This salty dry air is good for people with Respiratory, Sinus, and Skin issues. Salt is reduced to the size of microns which is small enough to enter the skin’s pores. When breathed into the lungs and sinus cavities it will strip the mucus lining, help detoxify, and open up the breathing airways. It also helps the skin(our largest organ) reduce inflammation, detoxify, and help infections.”

2. What made you bring a salt room to Winter Haven?

“When I was commuting to Orlando for Esthetic certifications at the FL Esthetician Association. I was introduced to my very first salt experience. Realizing all the benefits to Salt Therapy, I immediately called my husband and told him we were going into the Salt Therapy business. I knew our Community of Winter Haven, and surrounding areas would be able to benefit from having one once they learned about it.”

3. Who needs to use a salt room?

“Everyone should use Salt Therapy, from newborn on up. no matter how healthy you feel. Salt is Anti Inflammatory, Anti Fungal, Anti Bacterial, and detoxifies.”

4. What is a typical salt room session like?

“Our Salt Sessions begin by lounging in Zero Gravity chairs, surrounded by Salted Walls and listening to soft music and sounds of nature. You’re encouraged to breathe the salty air deeply through one nostril at a time. If you find yourself napping, no worries, it just means you were able to relax to your full potential.”

5. How can a salt room benefit your health?

“Salt is natural, Salt is healing, and many people say they feel their best when they are by saltwater breathing in the salted air. So we have recreated that salted air with highly concentrated salted air. Psoriasis, eczema, bronchitis, cystic fibrosis, Allergies, Asthma, Sinusitis, Common flu/ cold, Rhinitis, COPD and Ear infections. People who visited us also claim it helped with laryngitis, breastfeeding, stimulating sensory for Autistic children, anxiety, emphysema, swollen knees, swollen feet, arthritis, strains of Dermatitis, migraines, and the list goes on.”

The Salt Room
636 1st Street S
Winter Haven, FL 33880
(863) 289-9476

New Year.
New Attitude.

Eyewear right on trend

We carry today's most fashionable brands and styles of glasses and sunglasses.

Ask us about our youth value package!

Eye Specialists of Mid•Florida, P.A.

We specialize in caring for your special eyes.

Seven convenient locations

- Clermont
- Haines City
- Lake Wales
- Lakeland - Edgewood
- Lakeland - Highlands
- Sebring
- Winter Haven

Most vision plans accepted

Schedule an eye exam appointment today

800-282-EYES (3937)
eyesfl.com

Eye Exams | Contacts | Glasses
Sunglasses | Optical Accessories | Repairs

DIY Face Masks

Written by Bailey Hill

Face masks have been gaining popularity from teens to adults. They are easy to find, easy to use, and can do so much for your skin in just a few minutes. However, many great face masks that you buy at the store are made with ingredients that you probably already have at home. Save time and money by creating these masks on your own.

Yogurt Mask

Yogurt has many vitamins and minerals. By eating yogurt, you are treating your body to B12, calcium, zinc, lactic acid, and much more. By applying it topically to your skin as a mask, your skin is able to absorb the benefits directly. Mix together yogurt and oatmeal. Allow this mixture to sit for 5 minutes or until the oatmeal has softened. Add the honey. Apply a thick coat of the mask and wash off after 15 minutes.

- 1 teaspoon plain yogurt
- 1 teaspoon oatmeal
- 1 teaspoon honey



Fig Mask

Fig paste is known to be one of the best ways to hydrate cracked or dry lips. By applying fig paste to the skin, you can receive so many benefits. Figs contain 3 fatty acids and vitamin A which provide enzymatic exfoliating properties. To make this simple mask, scoop out the inside of one large fig or two smaller ones. Mash and then add in the honey. Apply this mask with your hands and take it off with a warm washcloth after 10 minutes.

- 1 large fig
- 1 teaspoon honey

Blueberry Mask

Blueberries contain vitamin c, which helps to neutralize free radicals. This is a common goal for many skincare lines. By simply adding blueberries to your diet and a blueberry mask to your beauty regimen, you may notice a brighter, healthy complexion. The easiest way to make a blueberry mask is by adding all of the ingredients into the blender. This way you have less clumps and can evenly apply it to your face. Rinse the mask off after 15 minutes.

- 1/4 cup blueberries
- 1 tablespoon olive oil
- 1 tablespoon honey

Matcha Mask

This matcha mask is a moisturizing, antibacterial mask. The matcha powder (found in the tea section of most grocery stores) contains an antibacterial agent that helps fight against acne. Honey and coconut oil work together to hydrate the skin and to give it a soft texture. Mix matcha, honey and coconut oil together with a whisk. Slowly add water in until you reach your desired consistency. Apply, and wait 20 minutes before rinsing off.

- 3 teaspoons matcha powder
- 2 teaspoons honey
- 1 teaspoon coconut oil
- 1 teaspoon water

Avocado Mask

The avocado craze isn't all for nothing. Avocados are packed with stuff our bodies love. By applying avocado to the skin, you can reap anti-inflammatory benefits. This is a way to help bring down redness, puffiness or irritated skin. Egg whites are an all-natural astringent. This combination is perfect before a night out. Mash the avocado and then add in an egg white. By applying first to the chin, then upwards, you can better avoid dripping. Allow the mixture to sit for 10 minutes before washing off with a lukewarm washcloth.

- 1/2 avocado
- 1 egg white

Mayo Clinic Q&A: All about freckles

Q: Over the past year, I have developed a number of small brown blotches on my face that darken when I'm in the sun. The spots lightened a bit over the winter, but I'm concerned they will darken again this summer. What causes this, and is there a way to avoid it from worsening? I am 25 and otherwise healthy.

A: What you are describing sounds like ephelides — also known as freckles. These small areas of extra pigmentation on the skin get darker when they are exposed to sunlight during the summer, and then they tend to fade during the winter. Freckles typically are not a sign of an underlying skin disorder, and they do not require any treatment. Check them from time to time, though. If you notice any changes, such as one of the spots growing larger or developing an irregular border, see a dermatologist to have it checked. Ephelides most often appear tan, brown or red. Unlike some other dark skin patches, such as moles, they are flat rather than raised from the skin. Freckles are most common in people with fair skin and in those who have red hair. Freckles generally develop in childhood, adolescence or young adulthood, and they may increase in number and distribution during that time.

A hallmark characteristic of freckles is that they get darker when exposed to the sun's ultraviolet (UV) light. That's why they become more noticeable in the summertime and fade throughout the winter months. In some case, freckles may be confused with another type of skin spot known as solar lentigines — sometimes called age spots. The difference is that solar lentigines are actually caused by frequent and prolonged sun exposure over the course of many years. Freckles, on the other hand, are typically a result of genetics. Freckles often fade or disappear with age, while solar lentigines become more common as people get older.

You can help keep freckles from getting darker, and reduce the likelihood that more will appear, by taking steps to shield your skin from sunlight, especially during the summer months.

Use a broad-spectrum sunscreen with a sun protection factor, or SPF, of 30 or higher whenever you are outdoors. Wear sunscreen — even if the sun is not shining, as UV light penetrates through clouds and reflects off water, snow and other surfaces. Apply sunscreen generously and frequently to all areas of exposed skin, particularly after you have been swimming or sweating.

To further shield your skin from the sun's damaging rays, wear protective gear, such as a broad-brimmed hat and sunglasses, and limit your time outdoors when the sun is strongest during the late morning and early afternoon. Never use a tanning bed.

Although freckles are harmless, it is important to keep an eye on skin changes and be familiar with what's normal for your skin. Skin cancer is one of the most common types of cancer, so know its signs and symptoms. If you notice anything out of the ordinary, see a dermatologist. In particular, watch for new dark patches appearing on your skin that have not been there before. Notice if a patch of skin changes color; becomes darker in only one area; becomes uneven, jagged or scalloped around the edges; grows larger; or changes in height. If any of that happens, see a dermatologist. If a darker area of skin bleeds, itches or becomes tender, evaluate that promptly, too.

STEM CELL THERAPY:
The Answer to Your Pain?

Discover how recent advances in stem cell therapy may be able to help your body heal on its own!

FREE Educational Seminar
Wednesday, August 29th 2018 6pm-8 pm

Glory Wellness Center
1818 Harden BLVD. suite 110, Lakeland , Fl. 33803

RSVP **863-248-6881**
Seating is Limited!

1818 Harden BLVD. suite 110 Lakeland
www.glorywellness.com

Adult Stem Cell Therapy
Joint Pain •
Diabetes •
Back Pain •
Cateracts •
Hair Loss •
ETC. •

PRP Therapy
Joint Pain •
Sexual Function M/F •
Facial / Facelift •
Hair Loss •
ETC. •

Pop TV: Dr. Pimple Popper now has her own reality TV show

By ALICIA RANCILIO , Associated Press

The online video star named Dr. Pimple Popper, who films herself squeezing pus from acne, is a different kind of voyeur when she's off the clock.

Dr. Sandra Lee likes to search for mukbangs, a Korean term for people who film themselves eating large amounts of food while interacting with the camera.

"I'm just shocked at how much food that they're eating," laughed Lee in a recent interview. "I'm like, 'Look at them — they're stuffing their face with all those noodles.'"

Her tastes also swing to, of all things, primitive technology videos. She watches a man who makes a hut out of clay. "He builds clay tile and builds a kiln to fire the clay," she said. "Those are real YouTubers who are working so hard for their videos. Mine are just videos for people who walk into my office."

She may think her videos are easy gets, but she's got an audience. The Dr. Pimple Popper YouTube channel has nearly 4 million subscribers and more than 2.5 billion views.

Her videos are so popular, showbiz naturally wanted a piece of the action. Lee now has her own show, also called "Dr. Pimple Popper," airing Wednesday nights at 10 p.m. EDT on TLC.

The series isn't just pops, it introduces viewers to the patients first. People with medical issues like large cysts that affect their self-esteem and their lives.

"These are big cases," said Lee. "We have people who have real things that are different, that stand out and are shocking and we're making them look normal. It's a feel good thing."

And if you're squeamish, Lee advises, "just look away for a little bit."

AP: Why do you think people are so drawn to your videos?

Lee: I think there's a sense of clearance that you're getting rid of something. It relaxes people. A lot of people watch them as bedtime stories, to decrease their anxiety. If you want things to be clean, it really makes you feel like things are being put back into place. I also think some people get drawn in because it's fascinating to them.

AP: Is it possible to actually get an appointment with you now that you're so known?

Lee: People come to my office now from Africa, from Asia, from London, from Canada because they've watched my videos and they want me to be the one to see them. It's very humbling but it's very strange. I don't want them to come that far. I'm extremely flattered but there are thousands of dermatologists between me and them.

AP: Do you get recognized in public?

Lee: It's interesting. I probably get recognized more for my voice because in my videos you hear my voice more than you see my face. ... I was on a plane in Mexico and this girl tapped me on the shoulder and said, "Are you Dr. Pimple Popper?" She's like, "I heard your voice and I just looked around and knew that was your voice." That happens all the time.

Feeling **HEALTHY**

JULY

26 Diabetes Support Group
9-10am

This is an open discussion held by a certified diabetes educator for all diabetes related topics. Winter Haven Hospital - Wellness Center Conference Rm., 200 Avenue F NE, Winter Haven. 855-269-4777 Register online at baycare.org Free.

26 Total Joint Replacement
12:30-2pm

Increase your knowledge of total joint replacement, prepare for surgery and become familiar with the recovery process. Winter Haven Hospital - Wellness Center Conference Rm., 200 Avenue F NE, Winter Haven. 855-269-4777 Register online at baycare.org Free.

27 Tools to Quit - No ifs, ands or butts
3-5pm

The class includes information on various types of nicotine replacements, product samples and much more. This class is taught by a certified tobacco education specialist and is sponsored by the Watson Clinic Foundation, a non-profit organization dedicated to promoting community wellness through education, research and service. Watson Clinic Cancer & Research Center Boardroom, 1730 Lakeland Hills Blvd., Lakeland.
Please RSVP to 863-904-2656 or www.watsonclinic.com

28 Back-to-School Health Fair
10am-1pm

Good Health is the best back-to-school supply your child can have, so don't miss our free Back-to-School Health Fair that combines health and safety education with fun for the whole family! Heart of Florida Regional Medical Center, 40100 U.S. HWY 27, Davenport. (863) 422-4971 www.heartofflorida.com Free

AUGUST

2 Hello Summer
12pm

Learn how you achieve flawless, glowing skin all summer long during this special event highlighting the latest products in the Jan Marini® skin care line. Lunch will be served, and Jan Marini® representatives will be on hand to offer free consultations. Attendees who purchase a Normal/Combination Skin Care Management System will receive a free bottle of Juveneck Neck Cream ($90 value). Watson Clinic Main, 5th Floor Conference Room, 1600 Lakeland Hills Blvd, in Lakeland RSVP: 863-680-7821 or online at WatsonClinic.com/Events

2 Aphasia Support Group
4-5:30pm

A support group for people with aphasia and their caregivers. Winter Haven Hospital - Wellness Center Conference Rm., 200 Avenue F NE, Winter Haven. 855-269-4777 Register online at baycare.org Free.

7 Weight Loss Surgery Seminar
4-5pm

Attend our free weight loss surgery seminar and find out how you can reclaim your life! Cesare Peraglie, MD, will be discussing the Mini Gastric Bypass procedure. Weight loss surgery staff will be on hand to discuss the health benefits of the weight loss surgery, the requirements both pre- and post-surgery and to answer any questions you may have. We will also have staff available to discuss insurance questions as well. Space is limited, so register today and take the first step to reclaim your life! Heart of Florida Regional Medical Center, 40100 U.S. 27, First Floor Boardroom, Davenport. (863) 422-4971 www.heartofflorida.com Free

7 Let's Talk Orthopaedics: What Can I Do for My Knee Pain?
6pm

In this informative presentation, board-certified orthopaedic surgeon, Dr. Marc Volpe will discuss the diverse array of available options for treating knee pain, focusing on both surgical and non-surgical methods to alleviate the pain and improve function. Watson Clinic Highlands, 2nd Floor Lobby, 2300 E. County Rd. 540A in Lakeland. RSVP: 863-680-7897 or online at WatsonClinic.com/Events

8 Diabetes Support Group
5:30-6:30pm

The Diabetes Support Group is an opportunity for people who have diabetes to discuss their lives, struggles and successes with one another. It is an chance to form beneficial relationships with other people in your community living with diabetes. Heart of Florida Regional Medical Center, 40100 U.S. 27, 3rd Floor Education Dept, Davenport. (863) 422-4971 www.heartofflorida.com Free

9 Lunch & Learn
Robotic Joint Replacement Seminar
12-1pm

Orthopedic Surgeon, Abhijit Manaswi, M.D., will answer your questions about your joint replacement options and much more during this free lunch & learn seminar. Light lunch will be served but space is limited. Heart of Florida Regional Medical Center, 40100 U.S. 27, Davenport. (863) 422-4971 www.heartofflorida.com Free

10 Caregivers Support Group
1:30-2:30pm

A safe place for sharing caregiving and self-care tips, discussing the challenges of caring for a loved one and finding emotional support. Winter Haven Hospital - Wellness Center Conference Rm., 200 Avenue F NE, Winter Haven. 855-269-4777 Register online at baycare.org Free.

11 Childbirth Education Class
8am-4:30pm

Gain a better understanding of the process of labor and delivery and get answers to your questions about the birthing process with a certified childbirth educator. The class is $45 per couple (only one ticket is needed per couple). Please register online and present ticket when attending the class. Call 863-419-BABY for more information.
www.heartofflorida.com

13 Weight Loss Surgery Seminar: Sleeve Gastrectomy
4-5pm

Shiva Seetahal, MD, will explain all about the Sleeve Gastrectomy procedure.Weight loss surgery staff will be on hand to discuss the health benefits of weight loss surgery, the requirements both pre- and post-surgery and to answer any questions you may have. Staff available to discuss insurance questions. Heart of Florida Regional Medical Center, 40100 U.S. 27, First Floor Boardroom, Davenport. Space is limited, register online. www.heartofflorida.com (863) 422-4971 Free

13 Breastfeeding Class
5:30-7:30pm

Attend our breastfeeding class from an International Board Certified Lactation Consultant. Bring your support person and learn about the evidence-based benefits of breastfeeding your new baby. Please register online and present ticket when attending the class. Heart of Florida Regional Medical Center, Education Board Room, 40100 U.S. 27, Davenport. Call 863-419-BABY for more information.
www.heartofflorida.com $15

13 Woman to Woman Cancer Support Group
6-7pm

Information, support and coping for women who have or have survived cancer. Winter Haven Hospital - Wellness Center Conference Rm., 200 Avenue F NE, Winter Haven. 855-269-4777 Register online at baycare.org Free.

14 Look Good Feel Better
10am-12pm

A program that teaches beauty techniques to women in active cancer treatment to help with the treatment's appearance-related side effects. Free cosmetic kits are provided for each participant according to their specific skin tone. Information on wigs and scarves will also be provided. Look Good Feel Better is a partnership between the American Cancer Society, the National Cosmetology and the Personal Care Products Council Foundation. Winter Haven Hospital - Wellness Center Conference Rm., 200 Avenue F NE, Winter Haven. 855-269-4777 Register online at baycare.org Free.

14 Breastfeeding Support Group
11am-1pm

New and expectant mothers can share and learn about breastfeeding in this interactive breastfeeding support group with an International Board Certified Lactation Consultant (IBCLC). Discuss all aspects of baby care, development, and feeding. Share concerns and work through issues with a support network of women. Free to attend and refreshments provided. Heart of Florida Regional Medical Center, 5th Floor Lobby, 40100 U.S. 27, Davenport. Due to the intimacy of mother-baby bonding this is a women's only group. Call 863-419-BABY or register online www.heartofflorida.com

14 Infant and Child CPR
5:30-7pm

Registration is per person. Learn to perform lifesaving CPR and choking rescue methods on infants and children based on American Heart Association guidelines.
The fee for this class is per person. This is not a certification class, it is for information only. No refunds for cancellations less than two weeks from the date that the class starts. There are no refunds for no-shows and/or partial attendance. Rescheduling is available at any time. Exceptions: Written documentation of medical emergency, early delivery (birth), bed rest or other illness. Winter Haven Women's Hospital - Classroom A, 101 Avenue O SE, Winter Haven. 855-269-4777 Register online at baycare.org $15

14 Weight Loss Surgery
6-7pm

Take the first step to weight loss surgery and attend an information session at one of our convenient locations. Meet a surgeon and learn more about your options.Bartow Regional Medical Center - Classroom 1, 2200 Osprey Blvd., Bartow. 855-269-4777 Register online at baycare.org Free.

16 diVa® Date Night.
6pm

Join Watson Clinic's OB-GYN department for a special diVa® Date Night! Attendees can explore the benefits of diVa®, a breakthrough laser treatment that restores vaginal health and functionality by addressing issues related to laxity, lubrication and urinary leakage. This exclusive event will feature Q & A sessions with members of the department, one-on-one consultations with a diVa® representative, free door prizes, refreshments, hors d'oeuvres, and the ability to take advantage of one-time-only discounts. Earn an extra door prize entry when you bring your significant other. Watson Clinic Highlands, 2nd Floor Lobby, 2300 E. County Rd. 540A in Lakeland RSVP: 863-668-diVa (3482) or online at WatsonClinic.com/Events

16 Breastfeeding Class
6-8:30pm
Covers breastfeeding basics, skin-to-skin contact, tips for returning to work and when to call a health care provider/lactation consultant. Winter Haven Women's Hospital - Classroom A, 101 Avenue O SE, Winter Haven. Register and more info at baycare.org. 855-269-4777 $15

18 Prepared Childbirth
9am-5pm
Helps expectant mothers become active participants in childbirth. Covers breathing, coping, comfort, medications and postpartum adjustment. Registration covers the expectant parent plus one guest. Bring two pillows and a blanket, a pen for registration, a snack and drink. The fee includes a prepared childbirth book. Winter Haven Women's Hospital - Classroom A, 101 Avenue O SE, Winter Haven. Register and more info at baycare.org. 855-269-4777 $40

20 Melanoma Monday
8am-12pm
Physicians and health care practitioners offer free skin cancer screenings to promote early detection and to raise awareness of skin cancers. Breast and Imaging Center at Winter Haven Women's Hospital, 101 Avenue O SE, Winter Haven. 855-269-4777 baycare.org Free.

20 Ovarian Cancer Support Group
5:30-7pm
A group for women with ovarian cancer and their caregivers to share emotions and experiences with other survivors. Speakers will present information on various topics. Winter Haven Hospital - Wellness Center Conference Rm., 200 Avenue F NE, Winter Haven. 855-269-4777 Register online at baycare.org Free.

21 Man to Man Cancer Support Group
1:30-2:30pm
Offering information for men who have cancer or have survived it, this is a safe and welcoming group to give and receive support from others. Winter Haven Hospital - Wellness Center Conference Rm., 200 Avenue F NE, Winter Haven. 855-269-4777 Register online at baycare.org Free.

21 Let's Talk Orthopaedics: Why Can't I Sleep on My Shoulder?
6pm
In this informative presentation, board-certified orthopaedic surgeon Dr. Marc Volpe will discuss the most common causes of pain and dysfunction to the shoulder, and the array of options available for repairing damaged rotator cuffs. Watson Clinic Highlands, 2nd Floor Lobby, 2300 E. County Rd. 540A in Lakeland RSVP: 863-680-7897 or online at WatsonClinic.com/Events

Feeling **ACTIVE**

MONDAY

LOW-IMPACT EXERCISE CLASS
9:30-10:15 am
This low-impact aerobic exercise class uses the Richard Simmon's Silver Fox videotape, which is played on a large screen television. This is an excellent workout for all fitness levels. Winter Haven Senior Adult Center, 250 South Lake Silver Dr., NW, Winter Haven. (863) 291-5870 Registration required. Free.

STRENGTH & CARDIO
10:45-11:45 am
A total body workout that includes aerobic, strengthening, balance, and flexibility modalities. Winter Haven Senior Adult Center, 250 South Lake Silver Dr., NW, Winter Haven. (863) 291-5870 $1 Resident / $2 Non-resident.

ZUMBA
6-7 pm
Chain O'Lakes Complex, 210 Cypress Gardens Blvd., Winter Haven. (863) 291-5656 Ages 16+ Resident $5/class or Non-resident $6/class

BALLROOM & SOCIAL DANCE
7:30–8:30 pm
Ballroom dance is a set of partner dances, which are enjoyed both socially and competitively around the world. No Partner Needed! All Ages. Resident $10/class or Non-Resident $11/class Chain O'Lakes Complex, 210 Cypress Gardens Blvd., Winter Haven. (863) 291-5656

TUESDAY

SSTRENGTH & CARDIO
10:30-11:30 am
A total body workout that includes aerobic, strengthening, balance, and flexibility modalities. Winter Haven Senior Adult Center, 250 South Lake Silver Dr., NW, Winter Haven. (863) 291-5870 $1 Resident / $2 Non-resident.

WEDNESDAY

LOW-IMPACT EXERCISE CLASS
9:30-10:15 am
This low-impact aerobic exercise class uses the Richard Simmon's Silver Fox videotape, which is played on a large screen television. This is an excellent workout for all fitness levels. Winter Haven Senior Adult Center, 250 South Lake Silver Dr., NW, Winter Haven. (863) 291-5870 Registration required. Free.

CHAIR YOGA
10:30-11:30 am
Chair yoga is designed for seniors and focuses on flexibility, strengthening, stress reduction and relaxation. Enjoy the benefits of yoga sitting in a chair rather than getting up and down from the floor. Winter Haven Senior Adult Center, 250 South Lake Silver Dr., NW, Winter Haven. (863) 291-5870 Registration required. Free.

TAI CHI
1:30 pm
Experience the gentle flowing movements of Tai Chi, and treat your whole body to a gentle and relaxing workout. Winter Haven Senior Adult Center, 250 South Lake Silver Dr., NW, Winter Haven. (863) 291-5870 $4 Resident / $5 Non-resident

BALLROOM DANCE: WEST COAST SWING 6-7 pm
Ballroom dance is a set of partner dances, which are enjoyed both socially and competitively around the world. No Partner Needed! All Ages. Resident $10/class or Non-Resident $11/class Chain O'Lakes Complex, 210 Cypress Gardens Blvd., Winter Haven. (863) 291-5656

BALLROOM & LATIN DANCE
7-8 pm
Ballroom dance is a set of partner dances, which are enjoyed both socially and competitively around the world. No Partner Needed! All Ages. Resident $10/class or Non-Resident $11/class Chain O'Lakes Complex, 210 Cypress Gardens Blvd., Winter Haven. (863) 291-5656

THURSDAY

WELLNESS WITH ISABEL
10:30-11:30 am
A 60 minute low-impact total body workout that includes aerobic, strengthening, balance and flexibility modalities. It provides an intense workout that is easily modified for beginners. Winter Haven Senior Adult Center, 250 South Lake Silver Dr., NW, Winter Haven. (863) 291-5870 $1 Resident / $2 Non-resident, registration required.

BEGINNING LINE DANCE CLASS
1:30-3:30 pm
Learn line dances to country and pop songs. Participants often perform at local nursing homes and health expos. No partner required. Winter Haven Senior Adult Center, 250 South Lake Silver Dr., NW, Winter Haven. (863) 291-5870 Registration required. $4 Resident / $5 Non-resident

FRIDAY

LOW-IMPACT EXERCISE CLASS
9:30-10:15 am
This low-impact aerobic exercise class uses the Richard Simmon's Silver Fox videotape, which is played on a large screen television. This is an excellent workout for all fitness levels. Winter Haven Senior Adult Center, 250 South Lake Silver Dr., NW, Winter Haven. (863) 291-5870 Registration required. Free.

CHAIR YOGA
10:30-11:30 am
Chair yoga is designed for seniors and focuses on flexibility, strengthening, stress reduction and relaxation. Enjoy the benefits of yoga sitting in a chair rather than getting up and down from the floor. Winter Haven Senior Adult Center, 250 South Lake Silver Dr., NW, Winter Haven. (863) 291-5870 Registration required. Free.

BADMINTON
7-9 pm
All Ages. $5 Chain O'Lakes Complex, 210 Cypress Gardens Blvd., Winter Haven. (863) 291-5656

SAVANNAH COURT
ASSISTED LIVING RESIDENCE

Welcome Home!

Savannah Court has been a trusted choice for seniors and their families for over a decade. Our intimate assisted living communities focus on encouraging the independence of our residents with empathy and dignity. You have choices to customize the services needed to maintain and enhance the lifestyle of your loved one, increasing services as needs arise.

Lake Wales
863.679.8246
12 E. Grove Avenue,
Lake Wales, Fl 33853
www.SavannahCourtLakeWales.com
Assisted Living Facility License #9383

Bartow
863.519.3398
290 Idlewood Avenue,
Bartow, Fl 33830
www.SavannahCourtBartow.com
Assisted Living Facility License #9888

Savannah Court of Lakeland
863.816.1155
6550 N. Socrum Loop Road,
Lakeland, Fl 33809
www.SavannahCourtLakeland.com
Assisted Living Facility License # 10024

Haines City
863.422.5204
301 Peninsular Drive,
Haines City, Fl 33844
www.SavannahCourtHainesCity.com
Assisted Living Facility License #9382

St. Cloud
407.892.8502
3791 Old Canoe Creek Road,
St. Cloud, Fl 34769
www.SavannahCourtStCloud.com
Assisted Living Facility License # 9917

Savannah Cottage of Lakeland
A Memory Support Community
863.815.9411
605 Carpenter's Way,
Lakeland, FL 33809
www.SavannahCottageLakeland.com
Assisted Living Facility License # 9783

EQUAL HOUSING OPPORTUNITY

The Record

Polk County's source for legal notice advertising

A Section of THE Polk County Democrat

Wednesday, July 25, 2018

LEGAL NOTICES

IN THE CIRCUIT COURT OF THE 10TH JUDICIAL CIRCUIT, IN AND FOR POLK COUNTY, FLORIDA
Case No.: 18DR5646
Division: Family

Luis Angel Rivera,
Petitioner
and
Dixie Lee Akright,
Respondent.

NOTICE OF ACTION FOR DISSOLUTION OF MARRIAGE
(NO CHILD OR FINANCIAL SUPPORT)

TO: Dixie Lee Akright
1025 North Avenue, Frostproof, FL 33843

YOU ARE NOTIFIED that an action for Dissolution of Marriage has been filed against you and that you are required to serve a copy of your written defenses, if any, to it on Luis Angel Rivera whose address is 33 Bank Road, Frostproof, FL 33843 on or before August 16, 2018, and file the original with the clerk of this Court at 255 N. Broadway Ave., Bartow, FL 33830 before service on Petitioner or immediately thereafter. If you fail to do so, a default may be entered against you for the relief demanded in the petition.

Copies of all court documents in this case, including orders, are available at the Clerk of the Circuit Court's office. You may review these documents upon request.

You must keep the Clerk of the Circuit Court's office notified of your current address. (You may file Deisgnation of Current Mailing and E-Mail Address, Florida Supreme Court Approved Family Law Form 12.915.) Future papers in this lawsuit will be mailed or e-mailed to the addresses on record at the clerk's office.

WARNING: Rule 12.285, Florida Family Law Rules of Procudure, requires certain automatic disclosure of documents and information. Failure to comply can result in sanctions, including dismissal or striking of pleadings.

Dated: July 10, 2018
ROBERT W. GERMAINE, CLERK
CLERK OF THE CIRCUIT COURT
By: /s/ LSM
Deputy Clerk
July 18, 25; August 1, 8, 2018
403247 3595284

FICTITIOUS NAME 12

Notice Under Fictitious Name Law Pursuant to Section 865.09, Florida Statutes

NOTICE IS HEREBY GIVEN that the undersigned, desiring to engage in business under the fictitious name of **L&N GROVES** located at 700 Mirror Terrace NW #601, in the County of Polk, in the City of Winter Haven, Florida 33881 intends to register the said name with the Division of Corporations of the Florida Department of State, Tallahassee, Florida.

Dated at Winter Haven, Florida, this 13th day of July, 2018.

J.M. "Mike" Nolen, Sr. Revocable Living Trust Agreement as amended and restated on 1/3/2017 and as amended on 12/29/2017

July 25, 2018
269787 3597159

INVITATION TO BID 14

Board of County Commissioners
Procurement Opportunities

For information on Polk County BoCC procurement opportunities, please visit our website at https://www.polk-county.net/procurement/procurement-bids. A list of all active solicitations, i.e., Invitations for Bid, Requests for Proposals, Requests for Information, and other procurement opportunities will be available on that page. To download bid documents, select the link for the desired solicitation and complete the bid summary/registration form and return it to Polk County Procurement via fax at (863) 534-6789 or via email to procurement@polk-county.net . If the bid document contains information that is unable to be downloaded, the link will list further instructions. To become a vendor please click on the following link https://www.polk-county.net/procurement, click on the vendor registration box, at the end of the first paragraph you will click on the word REGISTRATION and follow the instructions to be added to our iSupplier database. All solicitations and procurement information are also available in the lobby of the Procurement Division, 330 West Church Street, Room 150, Bartow, Florida 33830 between the hours of 8:00am and 5:00pm, Monday-Friday.

To guarantee receipt of notifications of addenda via email, it is necessary to complete the Bid Registration form for the desired solicitation, including your company's email address. Please return it to the Procurement Division via fax at 863-534-6789 or via email to procurement@polk-county.net .

July 4, 11, 18, 25, 2018
269656 3530415

NOTICE OF ACTION 16

IN THE CIRCUIT COURT OF THE TENTH JUDICIAL CIRCUIT IN AND FOR POLK COUNTY, FLORIDA

CIVIL DIVISION
WILLIAM C. BRASWELL and
CATHERINE W. BRASWELL
Plaintiffs,
v.
ESTATE OF JOE JEFFERSON, DECEASED; UNKNOWN HEIRS, DEVISEES, GRANTEES, ASSIGNEES OR OTHER PERSONS CLAIMING BY, THROUGH, UNDER OR AGAINST JOE JEFFERSON; and ALL PARTIES HAVING OR CLAIMING BY, THROUGH, UNDER OR AGAINST ANY AND ALL PERSONS CLAIMING ANY RIGHT, TITLE, INTEREST, CLAIM, LIEN, ESTATE OR DEMAND AGAINST THE NAMED DEFENDANTS IN REGARD TO THE SUBJECT PROPERTY,
Defendants
_____/

CASE NO: 2017CA004166
NOTICE OF ACTION

To the folliwing Defendant: ESTATE OF JOE JEFFERSON, DECEASED; UNKNOWN HEIRS, DEVISEES, GRANTEES, ASSIGNEES OR OTHER PERSONS CLAIMING BY, THROUGH, UNDER OR AGAINST JOE JEFFERSON; and ALL PARTIES HAVING OR CLAIMING BY, THROUGH, UNDER OR AGAINST ANY AND ALL PERSONS CLAIMING ANY RIGHT, TITLE, INTEREST, CLAIM, LIEN, ESTATE OR DEMAND AGAINST THE NAMED DEFENDANTS IN REGARD TO THE SUBJECT PROPERTY and any unknown heirs, devisees, grantees, creditors, and other unknown persons or unknown spouses claiming by, through and under any other above-named Defendant. Last known address: 0 Edison Rd, Auburndale, FL 33823 AND 480 13TH Ave., Apt 4, Hickory, NC 28601

YOU ARE HEREBY NOTIFIED of the institution of this action by Plaintiff against you to quiet title on the following property in Polk County, Florida:

E 20 FT OF W 255 FT OF LOT 14, GREENFIELD E D MICHIGAN LAKESIDE PARK PB 3 PG 81, POLK COUNTY, FLORIDA, SUBJECT TO THE EASEMENT AGREEMENT RECORDED IN O.R. BOOK 6874, PAGES 1056-1059, PUBLIC RECORDS OF POLK COUNTY, FLORIDA. also described as:
GREENFIELD E D MICHIGAN LAKESIDE PARK PB 3 PG 81 LOT 14 E 20 FT OF W 255 FT

you are required to serve a copy of your written defenses, if any, to Robert J. Stanz, Esq. at ROBERT J. STANZ, P.A., 5121 S. Lakeland Dr., Suite 2, Lakeland, FL 33813 on or before **AUGUST 17, 2018** or within thirty (30) days after the first publication of this Notice in the Polk News Sun, 99 3rd Street NW, Winter Haven, FL 33881 and file the original with the Clerk of Court either before service on Plaintiff's attorney or immediately thereafter; otherwise a default will be entered against you for the relief demanded in the complaint. This notice is provided pursuant to Administrative Order No. 2065.

In accordance with the Americans with Disabilities Act, if you are a person with a disability who needs any accommodation in order to participate in this proceeding, you are entitled, at no cost to you, to the provision of certain assistance. Please contact the Office of the Court Administrator, 255 North Broadway Avenue, Bartow, Florida 33830, (863) 534-4686, at least seven (7) days before your scheduled court appearance, or immediately upon receiving this notification if the time before the scheduled appearance is less than seven (7) days; if you are hearing or voice impaired, call TDD (863) 534-777 or Florida Relay Service 711.

WITNESS my hand and official seal of said Court this 14th day of July, 2018.
FOR THE CLERK OF THE COURT
STACY M BUTTERFIELD
CLERK OF COURT
By: /s/ Robert J. Stanz
ROBERT J. STANZ, ESQ.
ATTORNEY FOR PLAINTIFF
July 18, 25, 2018
290336 3596116

NEED CASH? Have A Garage Sale!

IN THE CIRCUIT COURT OF THE TENTH JUDICIAL CIRCUIT IN AND FOR POLK COUNTY, FLORIDA

IN RE: THE MATTER OF:
MICHAEL A. MITCHELL,
Plaintiff,
vs.
DANNY MITCHELL, COREY HILL, JASON BROOKS, JERRY HAWKINS AND KIARA HAWKINS,
Defendants.
_____/

CASE NUMBER: 2017CA-004173
SECTION NUMBER: 11

AMENDED NOTICE OF ACTION
CONSTRUCTIVE SERVICE
(PROPERTY)

TO: **COREY HILL**

YOU ARE NOTIFIED that an action to partition the following property in Polk County, Florida: LOT 23 OF WALDONS ADDITION TO BARTOW, FLORIDA, ACCORDING TO THE PLAT THEREOF RECORDED IN PLAT BOOK 32, PAGE 8, PUBLIC RECORDS OF POLK COUNTY, FLORIDA; the street address of: 870 Ross Avenue, Bartow, Florida 33830-3542 has been filed against you and you are required to serve a copy of your written defenses, if any, to the plaintiff's attorney, Chrystal S. Thornton, Esquire, whose address is 214 Hillcrest St., Lakeland, Florida 33815, and file the original with the clerk of this court on or before **August 20, 2018**; otherwise a default will be entered against you for the relief demanded in the complaint or petition.

This notice shall be published once a week for four (4) consecutive weeks in Polk News Sun.

DATED: July 12, 2018
Stacy M. Butterfield
AS CLERK OF THE CIRCUIT COURT
(SEAL)
By:/s/ Asuncion Nieves
As Deputy Clerk
July 18, 25, August 1, 8, 2018
403056 3589259

IN THE CIRCUIT COURT OF THE TENTH JUDICIAL CIRCUIT IN AND FOR POLK COUNTY, FLORIDA

IN RE: THE MATTER OF:
MICHAEL A. MITCHELL,
Plaintiff,
vs.
DANNY MITCHELL, COREY HILL, JASON BROOKS, JERRY HAWKINS AND KIARA HAWKINS,
Defendants.
_____/

CASE NUMBER: 2017CA-004173
SECTION NUMBER: 11

AMENDED NOTICE OF ACTION
CONSTRUCTIVE SERVICE
(PROPERTY)

TO: **KIARA HAWKINS**

YOU ARE NOTIFIED that an action to partition the following property in Polk County, Florida: LOT 23 OF WALDONS ADDITION TO BARTOW, FLORIDA, ACCORDING TO THE PLAT THEREOF RECORDED IN PLAT BOOK 32, PAGE 8, PUBLIC RECORDS OF POLK COUNTY, FLORIDA; the street address of: 870 Ross Avenue, Bartow, Florida 33830-3542 has been filed against you and you are required to serve a copy of your written defenses, if any, to the plaintiff's attorney, Chrystal S. Thornton, Esquire, whose address is 214 Hillcrest St., Lakeland, Florida 33815, and file the original with the clerk of this court on or before **August 20, 2018**; otherwise a default will be entered against you for the relief demanded in the complaint or petition.

This notice shall be published once a week for four (4) consecutive weeks in Polk News Sun.

DATED: July 12, 2018
Stacy M. Butterfield
AS CLERK OF THE CIRCUIT COURT
(SEAL)
By:/s/ Asuncion Nieves
As Deputy Clerk
July 18, 25, August 1, 8, 2018
403056 3595595

IN THE CIRCUIT COURT OF THE 10TH JUDICIAL CIRCUIT, IN AND FOR POLK COUNTY, FLORIDA

CIVIL DIVISION
JPMORGAN CHASE BANK, NATIONAL ASSOCIATION
Plaintiff,
vs.
ALL UNKNOWN HEIRS, CREDITORS, DEVISEES, BENEFICIARIES, GRANTEES, ASSIGNEES, LIENORS, TRUSTEES AND ALL OTHER PARTIES CLAIMING AN INTEREST BY, THROUGH, UNDER OR AGAINST THE ESTATE OF JAMES R. ASPINWALL A/K/A JAMES ROBERT ASPINWALL, JR. A/K/A JAMES ASPINWALL, DECEASED; ANIEKE ASPINWALL; JAMES R. ASPINWALL; FAIRWAY OAKS ASSOCIATION, INC.; UNKNOWN PERSON(S) IN POSSESSION OF THE SUBJECT PROPERTY;
Defendants./

CASE NO. 532018CA001552000000
NOTICE OF ACTION

To the following Defendant(s):
ALL UNKNOWN HEIRS, CREDITORS, DEVISEES, BENEFICIARIES, GRANTEES, ASSIGNEES, LIENORS, TRUSTEES AND ALL OTHER PARTIES CLAIMING AN INTEREST BY, THROUGH, UNDER OR AGAINST THE ESTATE OF JAMES R. ASPINWALL A/K/A JAMES ROBERT ASPINWALL, JR. A/K/A JAMES ASPINWALL, DECEASED
4347 WINDING OAKS CIR
MULBERRY, FLORIDA 33860

YOU ARE NOTIFIED that an action for Foreclosure of Mortgage on the following described property:

LOT 15, FAIRWAY OAKS FIRST ADDITION, ACCORDING TO THE MAP OR PLAT THEREOF, AS RECORDED IN PLAT BOOK 97, PAGE 43, OF THE PUBLIC RECORDS OF POLK COUNTY, FLORIDA.
A/K/A 4347 WINDING OAKS CIR, MULBERRY, FLORIDA 33860

has been filed against you and you are required to serve a copy of your written defenses, if any, to it, on Kahane & Associates, P.A., Attorney for Plaintiff, whose address is 8201 Peters Road, Suite 3000, Plantation, FLORIDA 33324 on or before **August 13th, 2018**, a date which is within thirty (30) days after the first publication of this Notice in the THE POLK NEWS SUN and file the original with the Clerk of this Court either before service on Plaintiff's attorney or immediately thereafter; otherwise a default will be entered against you for the relief demanded in the complaint.

This notice is provided pursuant to Administrative Order No.1-21.5. In accordance with the Americans with Disabilities Act, if you are a person with a disability who needs any accommodation in order to participate in this proceeding, you are entitled, at no cost to you, to provision of certain assistance. Please contact the Office of the Court Administrator, 255 North Broadway Avenue, Bartow, Fl 33830, Phone No. (863)534-4686 at least seven days before your scheduled court appearance, or immediately upon receiving this notification if the time before the scheduled appearance is less than seven days; if you are hearing or voice impaired, call 711.

WITNESS my hand and the seal of this Court this 10th day of July, 2018.
STACY M. BUTTERFIELD
As Clerk of the Court
By /s/ Savannah Lawson
As Deputy Clerk
Submitted by:
Kahane & Associates, P.A.
8201 Peters Road, Ste.3000
Plantation, FL 33324
Telephone: (954) 382-3486
Telefacsimile: (954) 382-5380
Designated service email:
notice@kahaneandassociates.com
18-00250 JPC
July 18, 25, 2018
269718 3595671

Seize the sales with Classified!

IN THE CIRCUIT COURT OF THE TENTH JUDICIAL CIRCUIT OF FLORIDA IN AND FOR POLK COUNTY

NATIONSTAR MORTGAGE LLC D/B/A CHAMPION MORTGAGE COMPANY,
Plaintiff,
vs.
TANYA BADY A/K/A TANYA DENISE PITTS A/K/A TANYA DENISE WALKER, et al,
Defendants.
_____/

CASE NO. 2018CA001589000000
NOTICE OF ACTION

To: **PETER N. MILLS**
3929 HWY 98 S #303, LAKELAND, FL 33812

LAST KNOWN ADDRESS STATED, CURRENT RESIDENCE UNKNOWN

YOU ARE NOTIFIED that an action to foreclose Mortgage covering the following real and personal property described as follows, to wit:

BEGIN AT A POINT 25 FEET NORTH OF THE SOUTHEAST CORNER OF THE NORTHWEST 1/4 OF THE NORTHEAST 1/4 OF THE SOUTHEAST 1/4 SECTION 34, TOWNSHIP 29 SOUTH, RANGE 27 EAST, RUN THENCE NORTH ALONG THE EAST BOUNDARY OF SAID NORTHWEST 1/4 OF NORTHEAST 1/4 OF SOUTHEAST 1/4, SECTION 34, TOWNSHIP 29 SOUTH, RANGE 27 EAST, 85 FEET, THENCE WEST 100 FEET, THENCE SOUTH 85 FEET, THENCE EAST 100 FEET, TO POINT OF BEGINNING.

has been filed against you and you are required to serve a copy of your written defenses, if any, to it, on Lisa Woodburn, McCalla Raymer Leibert Pierce, LLC, 225 E. Robinson St. Suite 155, Orlando, FL 32801 and file the original with the Clerk of the above-styled Court on or before **8/20/2018** or 30 days from the first publication, otherwise a Judgment may be entered against you for the relief demanded in the Complaint.

WITNESS my hand and seal of said Court on the 3rd day of July, 2018.
Stacy M. Butterfield
CLERK OF THE CIRCUIT COURT
As Clerk of the Court
BY: /s/ Asuncion Nieves
Deputy Clerk
18-00441-1
July 18, 25, 2018
337911 3594260

IN THE CIRCUIT COURT OF THE TENTH JUDICIAL CIRCUIT OF FLORIDA IN AND FOR POLK COUNTY

FIFTH THIRD BANK, AN OHIO BANKING CORPORATION,
Plaintiff,
vs.
MICHAEL B. TIGHE, MARY T. HIGGINS, BAHAMA BAY CONDOMINIUM ASSOCIATION, INC., UNKNOWN TENANT IN POSSESSION 1, UNKNOWN TENANT IN POSSESSION 2, UNKNOWN SPOUSE OF MARY T. HIGGINS, UNKNOWN SPOUSE OF MICHAEL B. TIGHE,
Defendants.
_____/

CASE NO. 2018CA001917000000
NOTICE OF ACTION

To: **MARY T. HIGGINS,**
702 NEW PROVIDENCE PROMENADE 18102, BAHAMA BAY CONDO, DAVENPORT, FL 33837
UNKNOWN SPOUSE OF MARY T. HIGGINS, 702 NEW PROVIDENCE PROMENADE 18102, BAHAMA BAY CONDO, DAVENPORT, FL 33837
MICHAEL B. TIGHE, 702 NEW PROVIDENCE PROMENADE 18102, BAHAMA BAY CONDO, DAVENPORT, FL 33837
UNKNOWN SPOUSE OF MICHAEL B. TIGHE, 702 NEW PROVIDENCE PROMENADE 18102, BAHAMA BAY CONDO, DAVENPORT, FL 33837

LAST KNOWN ADDRESS STATED, CURRENT RESIDENCE UNKNOWN

YOU ARE HEREBY NOTIFIED that an action to foreclose Mortgage covering the following real and personal property described as follows, to wit:

UNIT NO. 18102, BAHAMA BAY PHASE 18, A CONDOMINIUM, ACCORDING TO THE DECLARATION OF CONDOMINIUM, RECORDED IN O.R. BOOK 5169, PAGE 1306, AND ALL EXHIBITS AND AMENDMENTS THEREOF, AND RECORDED IN CONDOMINIUM PLAT BOOK 15, PAGE 21, PUBLIC RECORDS OF POLK COUNTY, FLORIDA.

has been filed against you and you are required to serve a copy of your written defenses, if any, to it, on Kristina Nubaryan Girard, McCalla Raymer Leibert Pierce, LLC, 225 E. Robinson St. Suite 155, Orlando, FL 32801 and file the original with the Clerk of the above-styled Court on or before **8/27/2018** or 30 days from the first publication, otherwise a Judgment may be entered against you for the relief demanded in the Complaint.

WITNESS my hand and seal of said Court on the 6th day of July, 2018.
Stacy M. Butterfield
CLERK OF THE CIRCUIT COURT
As Clerk of the Court
BY: /s/ Asuncion Nieves
Deputy Clerk
18-00609-1
July 25, August 1, 2018
337911 3595678

IN THE CIRCUIT COURT OF THE TENTH JUDICIAL CIRCUIT OF FLORIDA IN AND FOR POLK COUNTY, FLORIDA

CIVIL ACTION

UNITED STATES OF AMERICA, acting through the United States Department of Agriculture, Rural Development, f/k/a Farmers Home Administration, a/k/a Rural Housing Service,
Plaintiff,
vs.
DAVID WAYNE WARRICK; et al,
Defendants.
_____/

CASE NO.: 2018-CA-000228
NOTICE OF ACTION
STATE OF FLORIDA
COUNTY OF POLK

TO: DAVID WAYNE WARRICK, whose address is 434 Red Hawk Loop, Winter Haven, FL 33880.

YOU ARE NOTIFIED that an action to foreclose a mortgage regarding

NOTICE OF ACTION
16

the following property in Polk County, Florida:
Lot 12, Spirit Lake Village, Phase Two, according to the plat thereof as recorded in Plat Book 97, Page 18, public records of Polk County, Florida.
has been filed against you and you are required to serve a copy of your written defenses, if any, to it on: FREDERICK J. MURPHY, JR., Esquire, Attorney for Plaintiff, Boswell & Dunlap LLP, 245 South Central Avenue, Post Office Drawer 30, Bartow, Florida 33831, within thirty (30) days after the first publication of this Notice of Action, and file the original with the Clerk of this Court either before service on the Plaintiff's attorney, or immediately thereafter; otherwise a default will be entered against you for the relief demanded in the Complaint.
DATED on this 11th day of July, 2018.
REQUESTS FOR ACCOMMODATIONS BY PERSONS WITH DISABILITIES
If you are a person with a disability who needs any accommodation in order to participate in this proceeding, you are entitles at no cost to you, to the provision of certain assistance. Please contact the Office of the Court Administrator, 255 N. Broadway Avenue, Bartow, Florida 33830, (863)534-4686, at least 7 days before your scheduled court appearance, or immediately upon receiving this notification if the time before the scheduled apperance is less than 7 days; if you are hearing or voice impaired, call 711.
STACY M. BUTTERFIELD
Clerk of Circuit Court
P.O. Box 9000, Drawer CC-12
Bartow, FL 33831
By: /s/Savannah Lawson
Deputy Clerk
(COURT SEAL)
July 18, 25, 2018
269658 3595663

IN THE CIRCUIT COURT OF THE TENTH JUDICIAL CIRCUIT IN AND FOR POLK COUNTY, FLORIDA
JESUS ECHEVERRIA
Petitioner,
and
CECILIA ECHEVERRIA ORTIZ
Respondent.
_____/
CASE NO.: 18-DR-003401
Division: 02
NOTICE OF ACTION FOR DISSOLUTION OF MARRIAGE (NO CHILD OR FINANCIAL SUPPORT)
TO: CECILIA ECHEVERRIA ORTIZ
Respondent's last know address UNKNOWN
YOU ARE NOTIFIED that an action for dissolution of marriage has been filed against you and that you are required to serve a copy of your written defenses, if any, to it on JESUS ECHEVERRIA, whose address is 2509 WEST HIGHLAND STREET, LAKELAND, FL 33815, on or before _____, and file the original with the Clerk of this Court at 255 N BROADWAY AVE, BARTOW, FL 33831 before service on Petitioner or immediately thereafter. **If you fail to do so, a default may be entered against you for the relief demanded in the Petition.**
The action is asking the court to decide how the following real or personal property should be divided:

Copies of all court documents in this case, including orders, are available at the Clerk of the Circuit Court's office. You may review these documents upon request.
You must keep the Clerk of the Circuit Court's office notified of your current address. (You may file Designation of Current Mailing and E-Mail Address, Florida Supreme Court Approved Family Law Form 12.915.) Future papers in this lawsuit will be mailed or e-mailed to the address(es) on record at the clerk's office.
WARNING: Rule 12.285, Florida Family Law Rules of Procedure, requires certain automatic disclosure of documents and information. Failure to comply can result in sanctions, including dismissal or striking of pleadings.
DATED 6/18/18.
CLERK OF THE CIRCUIT COURT
By: /s/ Liza Strickland
Deputy Clerk
July 11, 18, 25, August 1, 2018
399344 3593520

IN THE CIRCUIT COURT OF THE TENTH JUDICIAL CIRCUIT IN AND FOR POLK COUNTY, FLORIDA
CIVIL DIVISION
TELECOMERCIAL ENTERPRISE, INC., a Florida Corporation
Plaintiff,
v.
UNKNOWN HEIRS, DEVISEES, GRANTEES, ASSIGNEES, LIENORS, CREDITORS, TRUSTEES, AND ANY OTHER PARTIES CLAIMING BY, THROUGH, UNDER, OR AGAINST MARY L. DRIGGERS, deceased, and LESLIE GRIZZARD, II, as Trustee under Trust Agreement dated 11/7/95
Defendants.
Case Number: 2018CA-002364-0000-00
NOTICE OF ACTION
TO: UNKNOWN HEIRS, DEVISEES, GRANTEES, ASSIGNEES, LIENORS, CREDITORS, TRUSTEES, AND ANY OTHER PARTIES CLAIMING BY, THROUGH, UNDER, OR AGAINST MARY L. DRIGGERS, deceased (Address Unknown)
YOU ARE NOTIFIED that an action to quiet title to the following described real property in Polk County, Florida:
The East 100 feet of the West 1/2 of the North 1/2 of the Southeast 1/4 of the Northeast 1/4 of the Northwest 1/4 of Section 7, Township 30 South, Range 26 East, Polk County, Florida, LESS the South 25 feet for road right of way.
TOGETHER WITH 1977 Summ Mobile Home VIN# 0339, Title# 14366064, RP# R0426441.
Property Address: 5825 Anderson Rd., Bartow, FL 33830
has been filed against you, and you are required to serve a copy of your written defenses, if any, to it on Kristopher E. Fernandez, Esq., attorney for Plaintiff, whose address is 114 S. Fremont Ave., Tampa, FL 33606, which date is: **July 30th, 2018,** and to file the original with the Clerk of this Court either before service on Plaintiff's attorney or immediately thereafter; otherwise a default will be entered against you for the relief demanded in the Complaint.
The action was instituted in the Tenth Judicial Circuit Court for Polk County in the State of Florida and is styled as follows: **TELECOMERCIAL ENTERPRISE, INC., a Florida Corporation, Plaintiffs, v. UNKNOWN HEIRS, DEVISEES, GRANTEES, ASSIGNEES, LIENORS, CREDITORS, TRUSTEES, AND ANY OTHER PARTIES CLAIMING BY, THROUGH, UNDER, OR AGAINST MARY L. DRIGGERS, deceased, and LESLIE GRIZZARD, II, as Trustee under Trust Agreement dated 11/7/95,** Defendants.
DATED on June 26, 2018.
Stacy M. Butterfield
Clerk of the Court
By: Savannah Lawson
As Deputy Clerk
12144.000
Publish in Polk News Sun for four consecutive weeks
July 4, 11, 18, 25, 2018
395987 3591381

IN THE CIRCUIT COURT OF THE TENTH JUDICIAL CIRCUIT IN AND FOR POLK COUNTY, FLORIDA
OUTDOOR RESORTS AT ORLANDO, INC., a Florida not-for-profit corporation,
Plaintiffs,
v.
UNKNOWN HEIRS, BENEFICIARIES, DEVISEES, ASSIGNEES, LIENORS, CREDITORS, TRUSTEES, AND ALL OTHERS WHO MAY CLAIM AN INTEREST IN THE ESTATE OF ROBERT T. WILLIAMS, DECEASED; KATHI BELENKY, f/k/a KATHI DRENNING; ROBERT A. WILLIAMS; LINDA ELLEN HENTHORN; AND UNKNOWN TENANTS,
Defendants.
CASE NO. 53-2018-CA-002407-0000-00
NOTICE OF ACTION
TO: Unknown Heirs, Beneficiaries, Devisees, Assignees, Lienors, Creditors, Trustees, and All Others Who May Claim an Interest in the Estate of Robert T. Williams, Deceased
YOU ARE NOTIFIED that an action to foreclose on a condominium lien on the following property in Polk County, Florida:
Lot 295 in that certain Condomium to be known as OUTDOOR RESORTS AT ORLANDO, as shown by a plat of said condominium which has been recorded in the Office of the Clerk of Courts in and for Polk County, Florida, in Plat Book 51, Pages 1-7, Lot 832 and an undivided interest in all common use area as recorded in Plat Book 1867, Page 1520 of the Public Records of Polk County, Florida, subject to all restrictions of record, easements and road ways of record.
has been filed against you and you are required to serve a copy of your written defenses, if any, to it on **Paul L. Kutcher, Esquire**, the plaintiff's attorney, whose address is **P.O. Box 4228, Brandon FL 33509-4228** on or before **August 24, 2018** a date which is within thirty (30) days after the first publication of this Notice in the Polk News Sun and file the original with the clerk of this court either before service on the plaintiff's attorney or immediately thereafter; otherwise a default will be entered against you for the relief demanded in the complaint or petition.
IF YOU ARE A PERSON WITH A DISABILITY WHO NEEDS ANY ACCOMMODATION IN ORDER TO PARTICIPATE IN THIS PROCEEDING, YOU ARE ENTITLED, AT NO COST TO YOU, TO THE PROVISION OF CERTAIN ASSISTANCE. PLEASE CONTACT THE OFFICE OF THE COURT ADMINISTRATOR, 255 N. BROADWAY AVENUE, BARTOW, FLORIDA 33830, (863) 534-4686, AT LEAST 7 DAYS BEFORE YOUR SCHEDULED COURT APPEARANCE, OR IMMEDIATELY UPON RECEIVING THIS NOTIFICATION IF THE TIME BEFORE THE SCHEDULED APPEARANCE IS LESS THAN 7 DAYS; IF YOU ARE HEARING OR VOICE IMPAIRED, CALL 711.
WITNESS my hand and seal on this 17th day of July, 2018.
Stacy M. Butterfield, CPA,
As Clerk of the Circuit Court
By: /s/ Savannah Lawson
As Deputy Clerk
Publish in Polk News Sun
ATTN: Anita Swain
July 25, August 1, 2018
341709 3597572

Classified = Sales

IN THE CIRCUIT COURT OF THE TENTH JUDICIAL CIRCUIT IN AND FOR POLK COUNTY, FLORIDA
CIVIL DIVISION
LYNDA BOGUS,
Plaintiff,
v.
UNKNOWN HEIRS, DEVISEES, GRANTEES, ASSIGNEES, LIENORS, CREDITORS, TRUSTEES, AND ANY OTHER PARTIES CLAIMING BY, THROUGH, UNDER, OR AGAINST ANNA MAURICE GARDNER s/p/a MARISE GARDNER, deceased, and SYDNEY CAROLINA NICHOLS a/k/a CAROLYN NICHOLS, deceased, and ASSOCIATION OF POINCIANA VILLAGES, INC., a Florida Not-for-Profit Corporation,
Defendants.
Case Number: 2018CA-002643-0000-00
NOTICE OF ACTION
TO: UNKNOWN HEIRS, DEVISEES, GRANTEES, ASSIGNEES, LIENORS, CREDITORS, TRUSTEES, AND ANY OTHER PARTIES CLAIMING BY, THROUGH, UNDER, OR AGAINST ANNA MAURICE GARDNER s/p/a MARISE GARDNER, deceased, and SYDNEY CAROLINA NICHOLS a/k/a CAROLYN NICHOLS, deceased (Address Unknown)
YOU ARE NOTIFIED that an action to quiet title to the following described real property in Polk County, Florida:
Lot 13, Block 467, POINCIANA NEIGHBORHOOD 2 WEST, VILLAGE 7, according to the map or plat thereof as recorded in Plat Book 55, Page 5, Public Records of Polk County, Florida.
Property Address: 1217 Caribbean Dr., Poinciana, FL 34759
has been filed against you, and you are required to serve a copy of your written defenses, if any, to it on Kristopher E. Fernandez, Esq., attorney for Plaintiff, whose address is 114 S. Fremont Ave., Tampa, FL 33606, which date is: **August 24th, 2018,** and to file the original with the Clerk of this Court either before service on Plaintiff's attorney or immediately thereafter; otherwise a default will be entered against you for the relief demanded in the Complaint.
The action was instituted in the Tenth Judicial Circuit Court for Polk County in the State of Florida and is styled as follows: **LYNDA BOGUS**, Plaintiff, v. **UNKNOWN HEIRS, DEVISEES, GRANTEES, ASSIGNEES, LIENORS, CREDITORS, TRUSTEES, AND ANY OTHER PARTIES CLAIMING BY, THROUGH, UNDER, OR AGAINST ANNA MAURICE GARDNER s/p/a MARISE GARDNER, deceased, and SYDNEY CAROLINA NICHOLS a/k/a CAROLYN NICHOLS, deceased, and ASSOCIATION OF POINCIANA VILLAGES, INC., a Florida Not-for-Profit Corporation**,Defendants.
DATED on July 17, 2018.
Stacy M. Butterfield
Clerk of the Court
By: /s/ Savannah Lawson
As Deputy Clerk
Publish in Polk News Sun for four consecutive weeks
July 25, August 1, 8, 15, 2018
395987 3597565

IN THE CIRCUIT COURT OF THE TENTH JUDICIAL CIRCUIT IN AND FOR POLK COUNTY, FLORIDA
U.S. BANK TRUST, N.A., AS TRUSTEE FOR LSF9 MASTER PARTICIPATION TRUST,
Plaintiff,
vs.
GLORIA WASHINGTON; UNKNOWN SPOUSE OF GLORIA WASHINGTON; MICHAEL WRIGHT; UNKNOWN SPOUSE OF MICHAEL WRIGHT; CEDRIC WASHINGTON; UNKNOWN SPOUSE OF CEDRIC WASHINGTON; CARHONDA EADY; UNKNOWN SPOUSE OF CARHONDA EADY; LATRICIA REDDICK; UNKNOWN SPOUSE OF LATRICIA REDDICK; CAMERON FREEMAN; UNKNOWN SPOUSE OF CAMERON FREEMAN; STATE OF FLORIDA DEPARTMENT OF REVENUE; THE ESTATE OF LORETTA REEVES A/K/A LORETTA MOORE REEVES A/K/A LORETTA M. REEVES F/K/A LORETTA MOORE F/K/A LORETTA JACKSON, DECEASED; UNKNOWN HEIRS, BENEFICIARIES, DEVISEES, ASSIGNEES, LIENORS, CREDITORS, TRUSTEES AND ALL OTHERS WHO MAY CLAIM AN INTEREST IN THE ESTATE OF LORETTA REEVES A/K/A LORETTA MOORE REEVES A/K/A LORETTA M. REEVES F/K/A LORETTA MOORE F/K/A LORETTA JACKSON, DECEASED; ANTHONY REEVES, SR. A/K/A ANTHONY REEVES; KIMMIE LAMONT MOORE; ANGELA LATOYA GIBSON F/K/A ANGELA LATOYA MOORE; SHAWANNA ALZATA JACKSON; ASHLEY JACKSON STEVENSON A/K/A ASHLEY NIKOLE JACKSON A/K/A ASHLEY N. JACKSON; TIMOTHY ALTON DUCLOS;, UNKNOWN TENANT(S) IN POSSESSION #1 and #2, et.al.,
Defendant(s).
CASE NO.: 2018CA000629000000
NOTICE OF ACTION
TO: **CEDRIC WASHINGTON**
(Current Residence Unknown)
(Last Known Address)
25 SOUTH WALKER A/K/A
25 DR MARTIN LUTHER KING JR BLVD S
LAKE WALES, FL 33853

1210 CAMBRIDGE SQ
WINTER HAVEN, FL 33880-4141

589 SEARS AVE
WINTER HAVEN, FL 33880

3134 HARMON LN
WINTER HAVEN, FL 33880
THE ESTATE OF LORETTA REEVES A/K/A LORETTA MOORE REEVES A/K/A LORETTA M. REEVES F/K/A LORETTA MOORE F/K/A LORETTA JACKSON, DECEASED
(Last Known Address)
25 SOUTH WALKER STREET
A/K/A 25 DR MARTIN LUTHER KING JR BLVD S
LAKE WALES, FL 33853

UNKNOWN HEIRS, BENEFICIARIES, DEVISEES, ASSIGNEES, LIENORS, CREDITORS, TRUSTEES AND ALL OTHERS WHO MAY CLAIM AN INTEREST IN THE ESTATE OF LORETTA REEVES A/K/A LORETTA MOORE REEVES A/K/A LORETTA M. REEVES F/K/A LORETTA MOORE F/K/A LORETTA JACKSON, DECEASED
(Last Known Address)
25 SOUTH WALKER STREET
A/K/A 25 DR MARTIN LUTHER KING JR BLVD S
LAKE WALES, FL 33853

ALL OTHER UNKNOWN PARTIES, INCLUDING, IF A NAMED DEFENDANT IS DECEASED, THE PERSONAL REPRESENTATIVES, THE SURVIVING SPOUSE, HEIRS, DEVISEES, GRANTEES, CREDITORS, AND ALL OTHER PARTIES CLAIMING, BY, THROUGH, UNDER OR AGAINST THAT DEFENDANT, AND ALL CLAIMANTS, PERSONS OR PARTIES, NATURAL OR CORPORATE, OR WHOSE EXACT LEGAL STATUS IS UNKNOWN, CLAIMING UNDER ANY OF THE ABOVE NAMED OR DESCRIBED DEFENDANTS
(Last Known Address)
25 SOUTH WALKER STREET
A/K/A 25 DR MARTIN LUTHER KING JR BLVD S
LAKE WALES, FL 33853
YOU ARE NOTIFIED that an action for Foreclosure of Mortgage on the following described property:
LOT 12, BLOCK B, MAGNOLIA PARK SUBDIVISION, ACCORDING TO THE PLAT THEREOF RECORDED IN PLAT BOOK 5, PAGE 21, PUBLIC RECORDS OF POLK COUNTY, FLORIDA.

A/K/A: 25 SOUTH WALKER STREET A/K/A 25 DR MARTIN LUTHER KING JR BLVD S, LAKE WALES, FL 33853.
has been filed against you and you are required to serve a copy of your written defenses, if any, to it, on Brian L. Rosaler, Esquire, POPKIN & ROSALER, P.A., 1701 West Hillsboro Boulevard, Suite 400, Deerfield Beach, FL 33442., Attorney for Plaintiff, whose on or before **August 22, 2018**, a date which is within thirty (30) days after the first publication of this Notice in the (Please publish in Polk County News and Democrat) and file the original with the Clerk of this Court either before service on Plaintiff's attorney or immediately thereafter; otherwise a default will be entered against you for the relief demanded in the complaint.
If you are a person with disability who needs any accommodation in order to participate in this proceeding, you are entitled, at no cost to you, to the provision of certain assistance. Please contact the Office of the Court Administrator, 255 N. Broadway Avenue, Bartow, Florida 33830, (863)534-4686, at least 7 days before your scheduled court appearance, or immediately upon receiving this notification if the time before the scheduled appearance is less than 7 days; if you are hearing or voice impaired, call 711.
WITNESS my hand and the seal of this Court this 10th day of July, 2018.
STACY M. BUTTERFIELD
As Clerk of the Court
By /s/ Laura Davis
As Deputy Clerk
(SEAL)
17-45172
July 18, 25, 2018
269761 3595954

ARE YOU ONLINE? INCREASE YOUR EXPOSURE! Add your internet address to your ad for a little extra!

NOTICE TO CREDITORS
20

IN THE CIRCUIT COURT FOR POLK COUNTY, FLORIDA
PROBATE DIVISION-14
IN RE: ESTATE OF CLAUDIO GIULIANO
Deceased.
File No. 532017CP001635
NOTICE TO CREDITORS
TO ALL PERSONS HAVING CLAIMS OR DEMANDS AGAINST ABOVE ESTATE:
You are hereby notified that upon the ANCILLARY PETITION FOR ADMINISTRATION filed 6/28/2017
AN ORDER has been entered on July 24, 2017 in the estate of CLAUDIO GIULIANO, deceased, File Number 53 2017 CP 001635, by the Hon John K. Stargel admitting the will and appointing a Personal Representative and a Resident Agent in the Circuit Court for POLK County, Florida, Probate Division, the address of which is 255 N. Broadway Bartow FL 33830 and that the decedent's date of death was April 13, 2017 the total value of the estate was $145,460. and that the names and address of those to whom it has been assigned by such order are:
Personal Representative:
Shanda Giuliano
45 Rosedale Street
Montreal Quebec H9G 1C9 Canada
Personal Representative:
Alexander Giuliano
45 Rosedale Street
Montreal Quebec H9G 1C9 Canada
RESIDENT AGENT:
Kenneth Adler Esq
1515 N. Federal Highway suite 300
Boca Raton FL 33432
ALL INTERESTED PERSONS ARE NOTIFIED THAT:
All creditors of the estate of the decedent and persons having claims or demands against the estate of the decedent other than those for whom provision for full payment was made in the Order of Summary Administration must file their claims with this court WITHIN THE TIME PERIODS SET FORTH IN SECTION 733.702 OF THE FLORIDA PROBATE CODE.
ALL CLAIMS AND DEMANDS NOT SO FILED WILL BE FOREEVER BARRED.
NOTWITHSTANDING ANY OTHER APPLICABLE TIME PERIOD, ANY CLAIM FILED TWO (2) YEARS OR MORE AFTER THE DECEDENT'S DATE OF DEATH IS BARRED.
The date of first publication of the Notice will be July 25, 2018 in Polk News Sun.
Person Giving Notice
Kenneth Adler
Attorney for Person Giving Notice:

NOTICE TO CREDITORS
20

Kenneth Adler esq.
Florida Bar No. #0734810
Law office of Kenneth Adler
1515 N. Federal Highway suite 300
Boca Raton, FL 33432
Tel (561)864 5509
Designated Email
kadler8921@AOL.com
July 25, August 1, 2018
403320 3596906

IN THE CIRCUIT COURT FOR POLK COUNTY, FLORIDA
PROBATE DIVISION
IN RE: ESTATE OF DAVID MARTIN POOLE
Deceased.
File No. 2018CP-001156
Division Probate
NOTICE TO CREDITORS
The administration of the estate of **David Martin Poole**, deceased, whose date of death was November 29, 2017, is pending in the Circuit Court for Polk County, Florida, Probate Division, the address of which is 255 North Broadway, Bartow, FL 33880. The names and addresses of the personal representative and the personal representative's attorney are set forth below.
All creditors of the decedent and other persons having claims or demands against decedent's estate on whom a copy of this notice is required to be served must file their claims with this court ON OR BEFORE THE LATER OF 3 MONTHS AFTER THE TIME OF THE FIRST PUBLICATION OF THIS NOTICE OR 30 DAYS AFTER THE DATE OF SERVIEC OF A COPY OF THIS NOTICE ON THEM.
All other creditors of the decedent and other persons having claims or demands against decedent's estate must file their claims with this court WITHIN 3 MONTHS AFTER THE DATE OF THE FIRST PUBLICATION OF THIS NOTICE.
ALL CLAIMS NOT FILED WITHIN THE TIME PERIODS SET FORTH IN FLORIDA STATUTES SECTION 733.702 WILL BE FOREVER BARRED.
NOTWITHSTANDING THE TIME PERIODS SET FORTH ABOVE, ANY CLAIM FILED TWO (2) YEARS OR MORE AFTER THE DECEDENT'S DATE OF DEATH IS BARRED.
The date of first publication of this notice is July 18, 2018.
Personal Representative:
Julieanna Bucior
1830 Folkstone Road
Tallahassee, Florida 32312-4001
Attorney for Personal Representative:
Lawrence C. Stewart
Attorney
Florida Bar Number: 113574
2018 S. Florida Ave.
Lakeland, FL 33803
Telephone:(863)680-2222
Fax: (863)688-9702
E-Mail: legalfiling@sweatpa.com
SecondaryE-Mail:
stewartl@me.com
July 18, 25, 2018
403273 3595708

IN THE CIRCUIT COURT FOR POLK COUNTY, FLORIDA
PROBATE DIVISION
IN RE: ESTATE OF
L. FREDERICK MAYERS
Deceased.
File No. 2018CP-001857
NOTICE TO CREDITORS
The administration of the estate of **L. FREDERICK MAYERS**, deceased, whose date of death was April 13, 2018, is pending in the Circuit Court for Polk County, Florida, Probate Division, the address of which is 255 N. Broadway Ave, Bartow, FL 33830. The names and addresses of the personal representative and the personal representative's attorney are set forth below.
All creditors of the decedent and other persons having claims or demands against decedent's estate on whom a copy of this notice is required to be served must file their claims with this court ON OR BEFORE THE LATER OF 3 MONTHS AFTER THE TIME OF THE FIRST PUBLICATION OF THIS NOTICE OR 30 DAYS AFTER THE DATE OF SERVICE OF A COPY OF THIS NOTICE ON THEM.
All other creditors of the decedent and other persons having claims or demands against decedent's estate must file their claims with this court WITHIN 3 MONTHS AFTER THE DATE OF THE FIRST PUBLICATION OF THIS NOTICE.
ALL CLAIMS NOT FILED WITHIN THE TIME PERIODS SET FORTH IN FLORIDA STATUTES SECTION 733.702 WILL BE FOREVER BARRED.
NOTWITHSTANDING THE TIME PERIODS SET FORTH ABOVE, ANY CLAIM FILED TWO (2) YEARS OR MORE AFTER THE DECEDENT'S DATE OF DEATH IS BARRED.
The date of first publication of this notice is July 18, 2018.

NOTICE TO CREDITORS 20

Personal Representative:
David Mayers
1610 Reynolds Road Lot #240
Lakeland, Florida 33801
Attorney for Personal Representative:
William A. Sweat, Attorney
Florida Bar Number: 109389
2018 S. Florida Ave.
Lakeland, FL 33803
Telephone: (863) 680-2222
Fax: (863) 688-9702
E-Mail: legalfiling@sweatpa.com
E-Mail:legalassistant@sweatpa.com
July 18, 25, 2018
324008 3595869

IN THE CIRCUIT COURT FOR POLK COUNTY, FLORIDA
PROBATE DIVISION
IN RE: ESTATE OF
JOHN R. DEEDRICK
Deceased.
File No. 2018CP-00134
Division Probate
NOTICE TO CREDITORS

The administration of the estate of **John R. Deedrick**, deceased, whose date of death was March 5, 2018, is pending in the Circuit Court for Polk County, Florida, Probate Division, the address of which is 255 North Broadway, Bartow, FL 33880. The names and addresses of the personal representative and the personal representative's attorney are set forth below.

All creditors of the decedent and other persons having claims or demands against decedent's estate on whom a copy of this notice is required to be served must file their claims with this court ON OR BEFORE THE LATER OF 3 MONTHS AFTER THE TIME OF THE FIRST PUBLICATION OF THIS NOTICE OR 30 DAYS AFTER THE DATE OF SERVIEC OF A COPY OF THIS NOTICE ON THEM.

All other creditors of the decedent and other persons having claims or demands against decedent's estate must file their claims with this court WITHIN 3 MONTHS AFTER THE DATE OF THE FIRST PUBLICATION OF THIS NOTICE.

ALL CLAIMS NOT FILED WITHIN THE TIME PERIODS SET FORTH IN FLORIDA STATUTES SECTION 733.702 WILL BE FOREVER BARRED.

NOTWITHSTANDING THE TIME PERIODS SET FORTH ABOVE, ANY CLAIM FILED TWO (2) YEARS OR MORE AFTER THE DECEDENT'S DATE OF DEATH IS BARRED.

The date of first publication of this notice is July 18, 2018.
Personal Representative:
Mark S. Deedrick
6039 Cypress Gardens Blvd #195
Winter Haven, Florida 33884
Attorney for Personal Representative:
Lawrence C. Stewart
Attorney
Florida Bar Number: 113574
2018 S. Florida Ave.
Lakeland, FL 33803
Telephone:(863)680-2222
Fax: (863)688-9702
E-Mail: legalfiling@sweatpa.com
SecondaryE-Mail:
stewartl@me.com
July 18, 25, 2018
403273 3595704

IN THE CIRCUIT COURT OF THE TENTH JUDICIAL CIRCUIT POLK COUNTY, FLORIDA
PROBATE DIVISION
IN RE: THE ESTATE OF
NANCY EVANS ALEY,
Deceased.
_____/
File No. 18CP-1367
NOTICE TO CREDITORS

The administration of the Estate of **NANCY EVANS ALEY,** deceased, whose date of death was March 22, 2018, is pending in the Circuit Court for Polk County, Florida, Probate Division, the address of which is P.O. Box 9000, Drawer CC-4, Bartow, FL, 33831-9000. The names and addresses of the personal representative and the personal representative's attorney are set forth below.

All creditors of the decedent and other persons having claims or demands against decedent's estate, on whom a copy of this notice is required to be served must file their claims with this court WITHIN THE LATER OF 3 MONTHS AFTER THE TIME OF THE FIRST PUBLICATION OF THIS NOTICE OR 30 DAYS AFTER THE DATE OF SERVICE OF A COPY OF THIS NOTICE ON THEM.

All other creditors of the decedent and other persons having claims or demands against the decedent's estate, must file their claims with this court WITHIN 3 MONTHS AFTER THE DATE OF THE FIRST PUBLICATION OF THIS NOTICE.

ALL CLAIMS NOT FILED WITHIN THE TIME PERIODS SET FORTH IN FLORIDA STATUTES SECTION 733.702 OF THE FLORIDA PROBATE CODE WILL BE FOREVER BARRED.

NOTWITHSTANDING THE TIME PERIODS SET FORTH ABOVE, ANY CLAIM FILED TWO (2) YEARS OR MORE AFTER THE DECEDENT'S DATE OF DEATH IS BARRED.

The date of the first publication of this notice is July 18, 2018.
Personal Representative:
CHARLES L. ALEY, III
431 Archaic Dr.
Winter Haven, FL 33880
Attorney for Personal Representative:
SAVANNAH YOUNG CERULLO ESQ.
Attorney for Personal Representative
Florida Bar Number: 79107
Boswell & Dunlap, LLP
Post Office Drawer 30
Bartow, FL 33831
Telephone: (863) 533-7117
E-Mail:savannah@bosdun.com
July 18, 25, 2018
269658 3595787

IN THE CIRCUIT COURT OF THE TENTH JUDICIAL CIRCUIT IN AND FOR POLK COUNTY, FLORIDA
PROBATE DIVISION
IN RE: ESTATE OF
WILLIAM CARL GINN a/k/a WILLIAM C. GINN
DECEASED.
FILE NO. 18CP-1689
NOTICE TO CREDITORS

The administration of the estate of **WILLIAM CARL GINN a/k/a WILLIAM C. GINN, Deceased**, whose date of death was **May 18, 2018** and whose Social Security Number is **267-88-3826** is pending in the Circuit Court for Polk County, Florida, Probate Division, the address of which is P. O. Box 9000, Drawer CC-4, Bartow, Florida 33831. The name and address of the personal representative and the personal representative's attorney are set forth below.

All creditors of the decedent and other persons having claims or demands against decedent's estate, including unmatured, contingent or unliquidated claims, on whom a copy of this notice is served must file their claims with this court **WITHIN THE LATER OF 3 MONTHS AFTER THE DATE OF THE FIRST PUBLICATION OF THIS NOTICE OR 30 DAYS AFTER THE DATE OF SERVICE OF A COPY OF THIS NOTICE ON THEM.**

All other creditors of the decedent and other persons having claims or demands against the decedent's estate, including unmatured, contingent or unliquidated claims, must file their claims with this court **WITHIN 3 MONTHS AFTER THE DATE OF THE FIRST PUBLICATION OF THIS NOTICE.**

ALL CLAIMS NOT SO FILED WITHIN THE TIME PERIODS SET FORTH IN SECTION 733.702 OF THE FLORIDA PROBATE CODE WILL BE FOREVER BARRED.

NOTWITHSTANDING THE TIME PERIOD SET FORTH ABOVE, ANY CLAIM FILED TWO (2) YEARS OR MORE AFTER THE DECEDENT'S DATE OF DEATH IS BARRED.

The date of first publication of this Notice is July 11, 2018.
Richard L. Ginn
Personal Representative
112 Wgto Tower Road
Lake Alfred, FL 33850
ROBERT C. NETTLETON
Florida Bar No. 0058429
P. O. Box 277
Haines City, FL 33845-0277
Telephone: (863)422-6484
Fax: (863)421-9618
Email: rnettleton@msn.com
Attorney for Personal Representative
July 11, 18, 25, 2018
287388 3593389

IN THE CIRCUIT COURT FOR POLK COUNTY, FLORIDA
PROBATE DIVISION
IN RE: ESTATE OF
HANS PETER KOPF
a/k/a HANS P. KOPF
Deceased.
File No. 2018-CP-1708
NOTICE TO CREDITORS

The administration of the estate of **HANS PETER KOPF a/k/a HANS P. KOPF,** deceased, whose date of death was April 20, 2018, is pending in the Circuit Court for Polk County, Florida, Probate Division, the address of which is Polk County Courthouse, Post Office Box 9000, Bartow, FL 33831. The names and addresses of the personal representative and the personal representative's attorney are set forth below.

All creditors of the decedent and other persons having claims or demands against decedent's estate on whom a copy of this notice is required to be served must file their claims with this court ON OR BEFORE THE LATER OF 3 MONTHS AFTER THE TIME OF THE FIRST PUBLICATION OF THIS NOTICE OR 30 DAYS AFTER THE DATE OF SERVICE OF A COPY OF THIS NOTICE ON THEM.

All other creditors of the decedent and other persons having claims or demands against decedent's estate must file their claims with this court WITHIN 3 MONTHS AFTER THE DATE OF THE FIRST PUBLICATION OF THIS NOTICE.

ALL CLAIMS NOT FILED WITHIN THE TIME PERIODS SET FORTH IN FLORIDA STATUTES SECTION 733.702 WILL BE FOREVER BARRED.

NOTWITHSTANDING THE TIME PERIODS SET FORTH ABOVE, ANY CLAIM FILED TWO (2) YEARS OR MORE AFTER THE DECEDENT'S DATE OF DEATH IS BARRED.

The date of first publication of this notice is July 18, 2018.
Personal Representative:
GERHARD H. KOPF
1818 Club Cir.
Lake Wales, FL 33854
Attorney for Personal Representative:
JAMES M. WEAVER
FBN 212792
James M. Weaver, PA
240 E. Park Ave.
Lake Wales, FL 33853
Tel.: 863.676.6000
Fax: 863.678.1515
E-Mail:jimweaver@lakewaleslaw.net
Secondary E-Mail:
sloveless@lakewaleslaw.net
July 18, 25, 2018
269824 3595325

IN THE CIRCUIT COURT FOR POLK COUNTY, FLORIDA
PROBATE DIVISION
IN RE: ESTATE OF
JACK E. GRINSTEAD, a/k/a JACK EDWARD GRINSTEAD,
Deceased.
File No. 18CP-1735
NOTICE TO CREDITORS

The administration of the estate of **JACK E. GRINSTEAD, a/k/a JACK EDWARD GRINSTEAD**, deceased, whose date of death was March 8, 2018, is pending in the Circuit Court for Polk County, Florida, Probate Division, the address of which is P.O. Box 9000, Bartow, FL 33831-9000. The names and addresses of the personal representative and the personal representative's attorney are set forth below.

All creditors of the decedent and other persons having claims or demands against decedent's estate, on whom a copy of this notice is required to be served, must file their claims with this court ON OR BEFORE THE LATER OF 3 MONTHS AFTER THE TIME OF THE FIRST PUBLICATION OF THIS NOTICE OR 30 DAYS AFTER THE DATE OF SERVICE OF A COPY OF THIS NOTICE ON THEM.

All other creditors of the decedent and other persons having claims or demands against decedent's estate must file their claims with this court WITHIN 3 MONTHS AFTER THE DATE OF THE FIRST PUBLICATION OF THIS NOTICE.

ALL CLAIMS NOT FILED WITHIN THE TIME PERIODS SET FORTH IN FLORIDA STATUTES SECTION 733.702 WILL BE FOREVER BARRED.

NOTWITHSTANDING THE TIME PERIOD SET FORTH ABOVE, ANY CLAIM FILED TWO (2) YEARS OR MORE AFTER THE DECEDENT'S DATE OF DEATH IS BARRED.

The date of the first publication of this notice is July 25, 2018.
Signed on this 5th day of July, 2018.
WELLS FARGO BANK, N.A.
By: /s/ Edwin W. Hoffman
Edwin W. Hoffman
Senior Vice President and Senior Estate Specialist
Personal Representative
350 East Las Olas Blvd. 18th Floor
Fort Lauderdale, Florida 33301
Sandra G. Sheets
Attorney for Personal Representative
Florida Bar No. 914712
GrayRobinson, P.A.
1 Lake Morton Drive
Lakeland, FL 33801
Telephone: (863)284-2200
Email:
sandra.sheets@gray-robinson.com
Secondary Email:
susan.rain@gray-robinson.com
441054.1
July 25, August 1, 2018
269709 3596995

IN THE CIRCUIT COURT FOR POLK COUNTY, FLORIDA
PROBATE DIVISION
IN RE: ESTATE OF
MARGARET S. HANKIN
Deceased.
File No.: 18CP-1745
NOTICE TO CREDITORS

The administration of the estate of **MARGARET S. HANKIN,** deceased, whose date of death was February 13, 2018, is pending in the Circuit Court for Polk County, Florida, Probate Division, Post Office Box 9000, Drawer CC-4, Bartow, Florida 33831. The names and addresses of the Personal Representative and the Personal Representative's attorney are set forth below.

All creditors of the Decedent and other persons having claims or demands against Decedent's Estate on whom a copy of this Notice is required to be served must file their claims with this Court WITHIN THE LATER OF 3 MONTHS AFTER THE TIME OF THE FIRST PUBLICATION OF THIS NOTICE OR 30 DAYS AFTER THE DATE OF SERVICE OF A COPY OF THIS NOTICE ON THEM.

All other creditors of the Decedent and other persons having claims or demands against the Decedent's Estate must file their claims with this Court WITHIN 3 MONTHS AFTER THE DATE OF THE FIRST PUBLICATION OF THIS NOTICE.

ALL CLAIMS NOT FILED WITHIN THE TIME PERIODS SET FORTH IN SECTION 733.702 OF THE FLORIDA PROBATE CODE WILL BE FOREVER BARRED.

NOTWITHSTANDING THE TIME PERIODS SET FORTH ABOVE, ANY CLAIM FILED TWO (2) YEARS OR MORE AFTER THE DECEDENT'S DATE OF DEATH IS BARRED.

The date of the first publication of this notice is July 18, 2018.
Co-Personal Representatives:
DAVID PHILIP HANKIN
12535 Pasco Trails Boulevard
Spring Hill, Florida 34610
ROBERT ROSSELL HANKIN
2307 South Cardenas Avenue
Tampa, Florida 33629
Attorney for Personal Representative:
H. ADAM AIRTH, JR., LL.M.
Putnam, Creighton & Airth, P.A.
500 South Florida Avenue, Suite 300
Lakeland, Florida 33801
(863) 682-1178
(863) 683-3700 fax
HAA@PutnamPA.com
July 18, 25, 2018
269762 3595156

Great Deals in the Classifieds!

IN THE CIRCUIT COURT FOR POLK COUNTY, FLORIDA
PROBATE DIVISION
IN RE: ESTATE OF
CHARLES STEPHENS, a/k/a CHARLES DANIEL STEPHENS,
Deceased.
File No. 18CP-1755
NOTICE TO CREDITORS

The administration of the estate of **CHARLES STEPHENS, a/k/a CHARLES DANIEL STEPHENS**, deceased, whose date of death was June 4, 2018, is pending in the Circuit Court for Polk County, Florida, Probate Division, the address of which is 255 North Broadway Avenue, Bartow, FL 33830. The names and addresses of the personal representative and the personal representative's attorney are set forth below.

All creditors of the decedent and other persons having claims or demands against decedent's estate, on whom a copy of this notice is required to be served, must file their claims with this court ON OR BEFORE THE LATER OF 3 MONTHS AFTER THE TIME OF THE FIRST PUBLICATION OF THIS NOTICE OR 30 DAYS AFTER THE DATE OF SERVICE OF A COPY OF THIS NOTICE ON THEM.

All other creditors of the decedent and other persons having claims or demands against decedent's estate must file their claims with this court WITHIN 3 MONTHS AFTER THE DATE OF THE FIRST PUBLICATION OF THIS NOTICE.

ALL CLAIMS NOT FILED WITHIN THE TIME PERIODS SET FORTH IN FLORIDA STATUTES SECTION 733.702 WILL BE FOREVER BARRED.

NOTWITHSTANDING THE TIME PERIOD SET FORTH ABOVE, ANY CLAIM FILED TWO (2) YEARS OR MORE AFTER THE DECEDENT'S DATE OF DEATH IS BARRED.

The date of the first publication of this notice is July 18, 2018.
Signed on this 5th day of July, 2018.
TRISHA NICHOLE STEPHENS
Personal Representative
735 Carew Avenue
Orlando, Florida 32804
John K. Vreeland
Attorney for Personal Representative
Florida Bar No. 139668
GRAY ROBINSON, P.A.
One Lake Morton Drive
Post Office Box 3
Lakeland, FL 33802-0003
Telephone: (863)284-2200
Email:
john.vreeland@gray-robinson.com
Secondary Email:
susan.rain@gray-robinson.com
460766.1
July 18, 25, 2018
269709 3595633

IN THE CIRCUIT COURT FOR POLK COUNTY, FLORIDA
PROBATE DIVISION
IN RE: ESTATE OF
LOUISE RANEY a/k/a LOUISE POLLARD RANEY
Deceased.
File No.18 CP-1769
NOTICE TO CREDITORS (summary administration)

TO ALL PERSONS HAVING CLAIMS OR DEMANDS AGAINST THE ABOVE ESTATE:

You are hereby notified that an Order of Summary Administration has been entered in the estate of **Louise Raney a/k/a Louise Pollard Raney**, deceased, File Number 18 CP-1769, by the Circuit Court for Polk County, Florida Probate Division, the address of which is Post Office Box 9000, Drawer CC-4, Bartow, Florida 33831-9000; that the decedent's date of death was November 18th, 2017; that the total value of the estate is $_____ and that the names and addresses of those to whom it has been assigned by such order are:
Betty Thomas
Post Office Box 735
Eagle, Lake, Florida 33839-0735
Edith King
10804 Marble Brook Boulevard
Lehigh Acres, Florida 33936
Roger Raney
85 North County Road 205 West
North Vernon, Indiana 47265
Gary Raney
135 Lake Wood Circle East
Lakeland, Florida 33802
Jackie Gould f/k/a Jackie R. Miller
6325 Brookshaw Road
Morrow, Georgia 30260
Angela Woodard
883 City Pond Road
Barnsville, Georgia 30204
Genia P. Parker
134 Magnolia Farms Drive
Milner, Georgia 30257
ALL INTERESTED PERSONS ARE NOTIFIED THAT:

All creditors of the estate of the decedent and persons having claims or demands against the estate of the decedent other than those for whom provision for full payment was made in the Order of Summary Administration must file their claims with this court WITHIN THE TIME PERIODS SET FORTH IN FLORIDA STATUTES SECTION 733.702. ALL CLAIMS AND DEMANDS NOT SO FILED WILL BE FOREVER BARRED. NOTWITHSTANDING ANY OTHER APPLICABLE TIME PERIOD, ANY CLAIM FILED TWO (2) YEARS OR MORE AFTER THE DECEDENT'S DATE OF DEATH IS BARRED.

The date of the first publication of this Notice is Wednesday, July 18, 2018.
Betty Thomas
PO Box 735
Eagle Lake, FL 33839-0735
Edith King
10804 Marble Brook Blvd.
Lehigh Acres, FL 33936
Roger Raney
85 N. County Road 205 W.
North Vernon, Indiana 47265
Gary Raney
135 Lake Wood Circle E.
Lakeland, Florida 33802
Jackie Gould f/k/a
Jackie R. Miller
6325 Brookshaw Road
Morrow, Georgia 30260
Angela Woodward
883 City Pond Road
Barnsville, Georgia 30204
Genia P. Parker
134 Magnolia Farms Drive
Milner, Georgia 30257
CYNTHIA CROFOOT RIGNANESE, ESQ.
RIGNANESE & ASSOCIATES, PLLC
Attorneys for Person Giving Notice
POST OFFICE BOX 2012
WINTER HAVEN, FL 33883-2012
BY: CYNTHIA CROFOOT RIGNANESE, ESQ
Florida Bar No. 0881880
Email Address:
LadyLawyerCynthia@gmail.com
July 18, 25, 2018
269869 3595536

IN THE CIRCUIT COURT FOR POLK COUNTY, FLORIDA
PROBATE DIVISION
IN RE: ESTATE OF
LAVERN SHELLIE HARNAGE a/k/a LAVERN S. HARNAGE a/k/a LAVERN HARNAGE
Deceased.
File No.18 CP-1848
NOTICE TO CREDITORS (summary administration)

TO ALL PERSONS HAVING CLAIMS OR DEMANDS AGAINST THE ABOVE ESTATE:

You are hereby notified that an Order of Summary Administration has been entered in the estate of **Lavern Shellie Harnage a/k/a Lavern S. Harnage a/k/a Lavern Harnage**, deceased, File Number 18 CP-1848, by the Circuit Court for Polk County, Florida Probate Division, the address of which is Post Office Box 9000, Drawer CC-4, Bartow, Florida 33831-9000; that the decedent's date of death was September 4th, 2017; that the total value of the estate is $_____ and that the names and addresses of those to whom it has been assigned by such order are:
Ida M. Harnage f/k/a Ida M. Miller
a/k/a Ida Mae Miller
1719 Sandalwood Circle SW
Winter Haven, FL 33880
James F. Harnage
2663 Evergreen Road
Doe Run, Georgia 31744
Donna Harnage Lee f/k/a Donna Jo Harnage
1709 Brookvale Drive
Tifton, Georgia 31794
ALL INTERESTED PERSONS ARE NOTIFIED THAT:

All creditors of the estate of the decedent and persons having claims or demands against the estate of the decedent other than those for whom provision for full payment was made in the Order of Summary Administration must file their claims with this court WITHIN THE TIME PERIODS SET FORTH IN FLORIDA STATUTES SECTION 733.702. ALL CLAIMS AND DEMANDS NOT SO FILED WILL BE FOREVER BARRED. NOTWITHSTANDING ANY OTHER APPLICABLE TIME PERIOD, ANY CLAIM FILED TWO (2) YEARS OR MORE AFTER THE DECEDENT'S DATE OF DEATH IS BARRED.

The date of the first publication of this Notice is Wednesday, July 25, 2018.
Person Giving Notice
Ida M. Harnage f/k/a Ida M. Miller
a/k/a Ida Mae Miller
1719 Sandalwood Circle SW
Winter Haven, FL 33880
James F. Harnage
2663 Evergreen Road
Doe Run, Georgia 31744
CYNTHIA CROFOOT RIGNANESE, ESQ.
RIGNANESE & ASSOCIATES, PLLC
Attorneys for Person Giving Notice
POST OFFICE BOX 2012
WINTER HAVEN, FL 33883-2012
BY: CYNTHIA CROFOOT RIGNANESE, ESQ
Florida Bar No. 0881880
Email Address:
LadyLawyerCynthia@gmail.com
July 25, August 1, 2018
269869 3596977

IN THE CIRCUIT COURT FOR POLK COUNTY, FLORIDA
PROBATE DIVISION
IN RE: ESTATE OF
JUDITH ANN HUNTER a/k/a JUDITH A. HUNTER
Deceased.
File No.18 CP-1858
NOTICE TO CREDITORS (summary administration)

TO ALL PERSONS HAVING CLAIMS OR DEMANDS AGAINST THE ABOVE ESTATE:

You are hereby notified that an Order of Summary Administration has been entered in the estate of **Judith Ann Hunter a/k/a Judith A. Hunter**, deceased, File Number 18 CP-1858, by the Circuit Court for Polk County, Florida Probate Division, the address of which is Post Office Box 9000, Drawer CC-4, Bartow, Florida 33831-9000; that the decedent's date of death was June 5th, 2018; that the total value of the estate is $_____ and that the names and addresses of those to whom it has been assigned by such order are:
Jennifer Chavez
310 Carnation Street
Saint Johns, Florida 32259
ALL INTERESTED PERSONS ARE NOTIFIED THAT:

All creditors of the estate of the decedent and persons having claims or demands against the estate of the decedent other than those for whom provision for full payment was made in the Order of Summary Administration must file their claims with this court WITHIN THE TIME PERIODS SET FORTH IN FLORIDA STATUTES SECTION 733.702. ALL CLAIMS AND DEMANDS NOT SO FILED WILL BE FOREVER BARRED. NOTWITHSTANDING ANY OTHER APPLICABLE TIME PERIOD, ANY CLAIM FILED TWO (2) YEARS OR MORE AFTER THE DECEDENT'S DATE OF DEATH IS BARRED.

The date of the first publication of this Notice is Wednesday, July 25, 2018.
Person Giving Notice
Jennifer Chavez
310 Carnation Street
Saint Johns, Florida 32259
CYNTHIA CROFOOT RIGNANESE, ESQ.
RIGNANESE & ASSOCIATES, PLLC
Attorneys for Person Giving Notice
POST OFFICE BOX 2012
WINTER HAVEN, FL 33883-2012
BY: CYNTHIA CROFOOT RIGNANESE, ESQ
Florida Bar No. 0881880
Email Address:
LadyLawyerCynthia@gmail.com
July 25, August 1, 2018
269869 3596991

IN THE CIRCUIT COURT FOR THE TENTH JUDICIAL CIRCUIT IN AND FOR POLK COUNTY, FLORIDA
IN RE: ESTATE OF
JANET MARTIN WILLIAMS,
Deceased.
_____/
CASE NO.: 2018CP0019210000XX
NOTICE TO CREDITORS

The administration of the estate of

Florida's Choice for Legal Advertising

From Public Notices to Bid Requests and Government Employment, **The Record** *is your source.*

The Record

Polk County's source for legal notice advertising

A Section of THE Polk County Democrat

Call **863.533.4183** *For Additional Information and Special Low Rates.*

NOTICE TO CREDITORS 20

Janet Martin Williams, deceased, whose date of death was May 24, 2018, is pending in the Circuit Court for Polk County, Florida, Probate Division, the address of which is Drawer CC-1, P.O. Box 9000, Bartow, FL 33831-9000. The names and addresses of the personal representative and the personal representative's attorney are set forth below.

All creditors of the decedent and other persons having claims or demands against decedent's estate on whom a copy of this notice is required to be served must file their claims with this court ON OR BEFORE THE LATER OF 3 MONTHS AFTER THE TIME OF THE FIRST PUBLICATION OF THIS NOTICE OR 30 DAYS AFTER THE DATE OF SERVICE OF A COPY OF THIS NOTICE ON THEM.

All other creditors of the decedent and other persons having claims or demands against decedent's estate must file their claims with this court WITHIN 3 MONTHS AFTER THE DATE OF THE FIRST PUBLICATION OF THIS NOTICE.

ALL CLAIMS NOT FILED WITHIN THE TIME PERIODS SET FORTH IN FLORIDA STATUTES SECTION 733.702 WILL BE FOREVER BARRED.

NOTWITHSTANDING THE TIME PERIODS SET FORTH ABOVE, ANY CLAIM FILED TWO (2) YEARS OR MORE AFTER THE DECEDENT'S DATE OF DEATH IS BARRED.

The date of first publication of this notice is July 25, 2018.

Personal Representative:
Edward Collins
2221 Community Drive
Waldorf, MD 20601

Attorney for Personal Representative:
/S/ Dawn Ellis
My Florida Probate, P.A.
Dawn Ellis, for the firm
Attorney for Personal Representative
E-mail Address:
dawn@myfloridaprobate.com
Florida Bar Number: 091979
PO Box 952
Floral City, FL 34436-0952
(352)726-5444
July 25, August 1, 2018
317396 3598138

CLASSIFIED ADS SELL

IN THE CIRCUIT COURT FOR POLK COUNTY, FLORIDA
PROBATE DIVISION
IN RE: ESTATE OF
MARIA PHYLLIS GREEK
Deceased.
File No.: 18CP-1944
NOTICE TO CREDITORS

The administration of the estate of **MARIA PHYLLIS GREEK,** deceased, whose date of death was October 4, 2017, is pending in the Circuit Court for Polk County, Florida, Probate Division, the address of which is Drawer CC-4, P.O. Box 9000, Bartow, Florida 33831. The names and addresses of the personal representative and the personal representative's attorney are set forth below.

All creditors of the decedent and other persons having claims or demands against decedent's estate on whom a copy of this notice is required to be served must file their claims with this court ON OR BEFORE THE LATER OF 3 MONTHS AFTER THE TIME OF THE FIRST PUBLICATION OF THIS NOTICE OR 30 DAYS AFTER THE DATE OF SERVICE OF A COPY OF THIS NOTICE ON THEM.

All other creditors of the decedent and other persons having claims or demands against the decedent's estate must file their claims with this court WITHIN 3 MONTHS AFTER THE DATE OF THE FIRST PUBLICATION OF THIS NOTICE.

ALL CLAIMS NOT FILED WITHIN THE TIME PERIODS SET FORTH IN FLORIDA STATUTES SECTION 733.702 OF WILL BE FOREVER BARRED.

NOTWITHSTANDING THE TIME PERIODS SET FORTH ABOVE, ANY CLAIM FILED TWO (2) YEARS OR MORE AFTER THE DECEDENT'S DATE OF DEATH IS BARRED.

The date of the first publication of this notice is July 25, 2018.

Personal Representative:
Kallie Timmons
1883 Sunset Drive
Whitehall, Pennsylvania 18052

Attorney for Personal Representative:
Abel A. Putnam
Attorney
Florida Bar No. 024090
Putnam, Creighton & Airth, P.A.
Post Office Box 3545
Lakeland, Florida 33802-3545
Telephone: (863) 682-1178
Fax: (863) 683-3700
E-Mail: aap@putnampa.com
Secondary E-Mail:
aapservice@putnampa.com
July 25, August 1, 2018
269762 3598162

NOTICE TO CREDITORS 20

IN THE CIRCUIT COURT FOR POLK COUNTY, FLORIDA
PROBATE DIVISION
IN RE: ESTATE OF
SHIRLEY IRENE CREAGER a/k/a SHIRLEY I. CREAGER
Deceased.
File No.18 CP-1928
NOTICE TO CREDITORS (summary administration)

TO ALL PERSONS HAVING CLAIMS OR DEMANDS AGAINST THE ABOVE ESTATE:

You are hereby notified that an Order of Summary Administration has been entered in the estate of **Shirley Irene Creager a/k/a Shirley I. Creager**, deceased, File Number 18 CP-1928, by the Circuit Court for Polk County, Florida Probate Division, the address of which is Post Office Box 9000, Drawer CC-4, Bartow, Florida 33831-9000; that the decedent's date of death was April 24th, 2018; that the total value of the estate is $_____ and that the names and addresses of those to whom it has been assigned by such order are:

Kathy Kay Cash
5585 Old Hickory Blvd.
Nashville, TN 37218
Barbara Jo Abbott
113 Heritage Lane
Onalaska, WI 54650
Larry Lee Creager
6727 Canterbury Drive N.E.
Winter Haven, FL 33881
Gary Alan Creager
2900 West Farmington Road Lot 34
West Peoria, IL 61604

ALL INTERESTED PERSONS ARE NOTIFIED THAT:

All creditors of the estate of the decedent and persons having claims or demands against the estate of the decedent other than those for whom provision for full payment was made in the Order of Summary Administration must file their claims with this court WITHIN THE TIME PERIODS SET FORTH IN FLORIDA STATUTES SECTION 733.702. ALL CLAIMS AND DEMANDS NOT SO FILED WILL BE FOREVER BARRED. NOTWITHSTANDING ANY OTHER APPLICABLE TIME PERIOD, ANY CLAIM FILED TWO (2) YEARS OR MORE AFTER THE DECEDENT'S DATE OF DEATH IS BARRED.

The date of the first publication of this Notice is Wednesday, July 25, 2018.

Person Giving Notice
Kathy Kay Cash
5585 Old Hickory Blvd.
Nashville, TN 37218
Barbara Jo Abbott
113 Heritage Lane
Onalaska, WI 54650
Larry Lee Creager
6727 Canterbury Drive N.E.
Winter Haven, FL 33881
Gary Alan Creager
2900 West Farmington Road Lot 34
West Peoria, IL 61604
CYNTHIA CROFOOT RIGNANESE, ESQ.
RIGNANESE & ASSOCIATES, PLLC
Attorneys for Person Giving Notice
POST OFFICE BOX 2012
WINTER HAVEN, FL 33883-2012
BY: CYNTHIA CROFOOT RIGNANESE, ESQ
Florida Bar No. 0881880
Email Address:
LadyLawyerCynthia@gmail.com
July 25, August 1, 2018
269869 3597782

IN THE CIRCUIT COURT FOR POLK COUNTY, FLORIDA
PROBATE DIVISION
IN RE: ESTATE OF
MICHAEL BARRINGTON BEATTY, JR
Deceased.
File No. 18CP-0520
Division Probate
NOTICE TO CREDITORS

The administration of the estate of **Michael Barrington Beatty, Jr.**, deceased, whose date of death was May 5, 2017, is pending in the Circuit Court for Polk County, Florida, Probate Division, the address of which is 255 North Broadway, Bartow, FL 33830. The names and addresses of the personal representative and the personal representative's attorney are set forth below.

All creditors of the decedent and other persons having claims or demands against decedent's estate on whom a copy of this notice is required to be served must file their claims with this court ON OR BEFORE THE LATER OF 3 MONTHS AFTER THE TIME OF THE FIRST PUBLICATION OF THIS NOTICE OR 30 DAYS AFTER THE DATE OF SERVIEC OF A COPY OF THIS NOTICE ON THEM.

All other creditors of the decedent and other persons having claims or demands against decedent's estate must file their claims with this court WITHIN 3 MONTHS AFTER THE DATE OF THE FIRST PUBLICATION OF THIS NOTICE.

ALL CLAIMS NOT FILED WITHIN THE TIME PERIODS SET FORTH IN FLORIDA STATUTES SECTION 733.702 WILL BE FOREVER BARRED.

NOTICE TO CREDITORS 20

NOTWITHSTANDING THE TIME PERIODS SET FORTH ABOVE, ANY CLAIM FILED TWO (2) YEARS OR MORE AFTER THE DECEDENT'S DATE OF DEATH IS BARRED.

The date of first publication of this notice is July 18, 2018.

Personal Representative:
Judith Laws
2010 Spirit Lake Road
Winter Haven, Florida 33880

Attorney for Personal Representative:
Lawrence C. Stewart
Attorney
Florida Bar Number: 113574
2018 S. Florida Ave.
Lakeland, FL 33803
Telephone:(863)680-2222
Fax: (863)688-9702
E-Mail: legalfiling@sweatpa.com
SecondaryE-Mail:
stewartl@me.com
July 18, 25, 2018
403273 3595697

NOTICE OF FORECLOSURE 22

IN THE CIRCUIT COURT OF THE TENTH JUDICIAL CIRCUIT IN AND FOR POLK COUNTY, FLORIDA

MTGLQ INVESTORS, L.P.,
Plaintiff,
vs.
ROBERT E. GRANT, JR; MORTGAGE ELECTRONIC REGISTRATION SYSTEMS, INC. AS NOMINEE FOR COUNTRYWIDE HOME LOANS, INC MIN #100133700016956214; FAIRFIELD HOMEOWNERS ASSOCIATION, INC; UNKNOWN TENANT NO. 1; UNKNOWN TENANT NO. 2; AND ALL UNKNOWN PARTIES CLAIMING INTEREST BY, THROUGH, UNDER OR AGAINST A NAMED DEFENDANT TO THIS ACTION, OR HAVING OR CLAIMING TO HAVE ANY RIGHT, TITLE OR INTEREST IN THE PROPERTY HEREIN DESCRIBED,
Defendant(s).

CASE NO.: 2012CA0072630000LKI
NOTICE OF FORECLOSURE SALE
(Publish in the Polk News Sun)

NOTICE IS HEREBY GIVEN pursuant to a Final Judgment of Foreclosure dated July 11, 2018, entered in Civil Case No.: 2012CA0072630000LKI of the Circuit Court of the Tenth Judicial Circuit in and for Polk County, Florida, wherein MTGLQ INVESTORS, L.P., Plaintiff, and ROBERT E. GRANT, JR; MORTGAGE ELECTRONIC REGISTRATION SYSTEMS, INC. AS NOMINEE FOR COUNTRYWIDE HOME LOANS, INC MIN #100133700016956214; FAIRFIELD HOMEOWNERS ASSOCIATION, INC; UNKNOWN TENANT NO. 1 N/K/A MARISOL GRANT; AND ALL UNKNOWN PARTIES CLAIMING INTEREST BY, THROUGH, UNDER OR AGAINST A NAMED DEFENDANT TO THIS ACTION, OR HAVING OR CLAIMING TO HAVE ANY RIGHT, TITLE OR INTEREST IN THE PROPERTY HEREIN DESCRIBED, are Defendants.

STACY M. BUTTERFIELD, The Clerk of the Circuit Court, will sell to the highest bidder for cash, at www.polk.realforeclose.com, at **10:00 AM**, on the **9th** day of **October, 2018**, the following described real property as set forth in said Final Judgment of Foreclosure, to wit:

LOT 16, FAIRFIELD, ACCORDING TO THE MAP OR PLAT THEREOF AS RECORDED IN PLAT BOOK 89, PAGE 18, PUBLIC RECORDS OF POLK COUNTY, FLORIDA, LESS AND EXCEPT THE FOLLOWING: BEGIN AT THE SOUTHWEST CORNER OF SAID LOT 16 FOR A POINT OF BEGINNING AND RUN THENCE NORTH 00 DEGREES 00'22" EAST FOR 130.00 FEET TO A POINT ON A CURVE, SAID CURVE HAVING A RADIUS OF 50.00 FEET AND A CENTRAL ANGLE OF 20 DEGREES 29'57", THENCE NORTHEASTERLY ALONG SAID CURVE AN ARC DISTANCE OF 17.89 FEET; THENCE SOUTH 20 DEGREES 29'35" EAST FOR 142.17 FEET, THENCE NORTH 89 DEGREES 59'38" WEST FOR 67.30 FEET TO THE POINT OF BEGINNING.

If you are a person claiming a right to funds remaining after the sale, you must file a claim with the clerk no later than 60 days after the sale. If you fail to file a claim you will not be entitled to any remaining funds. After 60 days, only the owner of record as of the date of the lis pendens may claim the surplus.

If you are a person with a disability who needs any accommodation in order to participate in this proceeding, you are entitled, at no cost to you, to the provision of certain assistance. Please contact the Office of the Court Administrator, 255 N. Broadway Avenue, Bartow, Florida 33830, (863) 534-4686, at least 7 days before your scheduled court appearance, or immediately upon receiving this notification if the time before the scheduled appearance is less than 7 days; if you are hearing or voice impaired, call 711.

Dated: July 16, 2018.
By: Elisabeth Porter
Florida Bar No.: 645648.
Attorney for Plaintiff:
Brian L. Rosaler, Esquire
Popkin & Rosaler, P.A.
1701West Hillsboro Boulevard
Suite 400
Deerfield Beach, FL 33442
Telephone: (954) 360-9030
Facsimile: (954) 420-5187
16-44482
July 18, 25, 2018
269761 3596448

NOTICE OF FORECLOSURE 22

IN THE CIRCUIT COURT FOR POLK COUNTY, FLORIDA

DANIEL VEILLEUX, AS TRUSTEE OF THE LAURIANNE R. HUDSON REVOCABLE TRUST, DATED OCTOBER 15, 1992,
Plaintiff,
vs.
LAKE WALES APARTMENTS, LLC,
Defendants.

Case No.: 2017-CA-001245
NOTICE OF FORECLOSURE SALE UNDER F.S. CHAPTER 45

NOTICE IS GIVEN that, in accordance with the Final Stipulated Final Judgment of Foreclosure dated July 6, 2018, in the above-styled case. The Clerk of this Court, Stacy M. Butterfield, will sell to the highest and best bidder for cash electronically at www.polk.realforeclose.com at **10:00 am EDT** on the **21st day of August, 2018** the following described property:

Parcel 1:
The East 60 feet of the South 185 feet of Lot 3, Block 7, Twin Lake Park Addition to Lake Wales, Florida, as shown in Plat Book 3A, Page 8, Public Records of Polk County, Florida.

Parcel 2:
The West 60 feet of the South 185 feet of Lot 3, Block 7, and the Easterly 10 feet of Lot 4, Less the North 200 feet, Block 7, Twin Lake Park Addition to Lake Wales, Florida, as shown in Plat Book 3A, sometimes referred to as Plat Book 3, Page 8, Public Records of Polk County, Florida.

Any person claiming an interest in the surplus from the sale, if any, other than the property owner as of the date of the lis pendens must file a claim within 60 days after the sale.

If you are a person with a disability who needs any accommodation in order to participate in this proceeding, you are entitled, at no cost to you, to the provision of certain assistance. Please contact the Office of Court Administrator, 255 North Broadway Avenue, Bartow, FL 33830, (863)534-4686, at least seven days before your scheduled court appearance, or immediately upon receiving this notification if the time before the scheduled appearance is less than seven days; if you are hearing or voice impared, call 711.

Dated: July 12, 2018.
Robert O. Sammons, Esq.
Floyd, Sammons & Spanjers, P.A.
Florida Bar #282952
1556 Sixth Street, S.E.
Winter Haven, FL 33880
Telephone: 863-293-3801
Fax: 863-294-0976
Primary Email:
Craig@WinterHavenLegal.com
Secondary Email:
ServiceWinterHavenLegal@gmail.com
Attorney for Plaintiff
July 18, 25, 2018
286812 3595748

IN THE CIRCUIT COURT OF THE TENTH JUDICIAL CIRCUIT IN AND FOR POLK COUNTY, FLORIDA

Wells Fargo Bank, N.A., As Trustee For Carrington Mortgage Loan Trust, Series 2006-FRE1 Asset Backed Pass-Through Certificates,
Plaintiff,
vs.
Kenneth C. Glover, et al.,
Defendants.
_____/

Case No: 2015CA-001160-0000-00
NOTICE OF FORECLOSURE SALE

NOTICE IS HEREBY GIVEN that pursuant to the Consent Final Judgment of Foreclosure dated May 3, 2018, and entered in Case No. 2015CA-001160-0000-00 of the Circuit Court of the Tenth Judicial Circuit in and for Polk County, Florida wherein Wells Fargo Bank, N.A., As Trustee For Carrington Mortgage Loan Trust, Series 2006-FRE1 Asset Backed Pass-Through Certificates, is the Plaintiff and Kenneth C. Glover a/k/a Kenneth C. Glover, Sr.; Sonji Coney-Glover a/k/a Sonji Coney n/k/a Sonji Coney-Williams; Unknown Spouse of Sonji Coney-Glover a/k/a Sonji Coney n/k/a Andrew Williams; The Florida Bar; United States of America Department of Treasury-Internal Revenue Service are Defendants, Stacy M. Butterfield, Polk County Clerk of the Circuit Court, will sell to the highest and best bidder for cash online at www.polk.realforeclose.com at **10:00 a.m.** on **August 1, 2018** the following described property set forth in said Final Judgment, to wit:

ALL OF LOT 16 AND THAT PART OF LOT 17 OF KINGSMONT SUBDIVISION, AS SHOWN BY MAP OR PLAT THEREOF RECORDED IN THE OFFICE OF THE CLERK OF THE CIRCUIT COURT IN AND FOR POLK COUNTY, FLORIDA, IN PLAT BOOK 67 PAGE 3, DESCRIBED AS FOLLOWS:

BEGIN AT THE MOST NORTHERLY CORNER OF SAID LOT 17, RUN THENCE SOUTH 11°11'00" EAST, ALONG THE EASTERLY LINE OF SAID LOT 17 A DISTANCE OF 56.25 FEET, RUN THENCE SOUTH 78°49'00" WEST A DISTANCE OF 149.74 FEET TO THE WESTERLY LINE OF SAID LOT 17, RUN THENCE NORTH 11°11'00" WEST ALONG THE WESTERLY LINE OF SAID LOT A DISTANCE OF 56.25 FEET TO THE MOST WESTERLY CORNER OF SAID LOT 17, RUN THENCE NORTH 78°49'00' EAST ALONG THE NORTHERLY LINE OF SAID LOT 17 A DISTANCE OF 149.74 FEET TO THE POINT OF BEGINNING AND ALL OF LOT 16.
Property Address: 5506 Kings Mont Dr., Lakeland, Florida 33813

Any person or entity claiming an interest in the surplus, if any, resulting from the Foreclosure Sale, other than the property owner as of the date of the Lis Pendens, must file a claim on same with the Clerk of Court within sixty (60) days after the Foreclosure Sale.

If you are a person with a disability who needs any accommodation in order to participate in this proceeding, you are entitled, at no cost to you, to the provision of certain assistance. Please contact the Office of the Court Administrator, (863) 534-4690, within two (2) working days of your receipt of this (describe notice); if you are hearing or voice impaired, call TDD (863) 534-7777 or Florida Relay Service 711.

DATED this 12th day of July, 2018
/s/ Nick Geraci
Nick Geraci, Esq.
Florida Bar No. 95582
Lender Legal Services, LLC
201 East Pine Street, Suite 730
Orlando, Florida 32801
Tel: (407) 730-4644
Fax: (888) 337-3815
Attorney for Plaintiff
Service Emails:
ngeraci@lenderlegal.com
EService@LenderLegal.com
To be Published In:
Polk News SUN 863-533-4183
aswain@scmginc.com
LLS03735
July 18, 25, 2018
364713 3595619

IN THE CIRCUIT COURT OF THE TENTH JUDICIAL CIRCUIT IN AND FOR POLK COUNTY, FLORIDA, CIVIL DIVISION

JOHN W. SMITH AND JOANNE SMITH,
Plaintiff,
vs.
RAMNANAN SEELAL, and LAKE WALES HOSPITAL CORPORATION, d/b/a LAKE WALES MEDICAL CENTER,
Defendants.

Case No.: 2017CA-002681-0000-00
NOTICE OF FORECLOSURE SALE UNDER F.S. CHAPTER 45

NOTICE IS GIVEN that, in accordance with the Final Stipulated Final Judgment of Foreclosure dated July 6, 2018, in the above-styled case. The Clerk of this Court, Stacy M. Butterfield, will sell to the highest and best bidder for cash electronically at www.polk.realforeclose.com at **10:00 am EDT** on the **15th day of August, 2018** the following described property:

Exhibit A
Legal Description

All that Tract or Parcel of land, situated in the town of Dundee, County of Polk, State of Florida, starting at the SE corner of Lot 6 of LAKE JOSEPHINE VILLA, Dundee, as recorded in Plat Book 1, Pages 86 and 87, of the Public Records of Polk County, Florida, run thence Westerly along the Southerly boundary of Lot 6 a distance of 408 feet for the Point of Beginning; thence deflect to the right 90° 00' and run Northerly 130 feet; thence deflect to the left 90° 00' and run Westerly 66.5 feet to the West Boundary of Lot 6, thence deflect to the left 70° 42' and run South along the West boundary of Lot 6 a distance of 137.70 feet to the Southwest corner of Lot 6, thence deflect to the left 109° 18' and run Easterly along the Southerly boundary of Lot 6 a distance of 112 feet to the Point of Beginning; being in the SE 1/4 of the SW 1/4 of Section 27, Township 28 South, Range 27 East, Polk County, Florida.

Any person claiming an interest in the surplus from the sale, if any, other than the property owner as of the date of the lis pendens must file a claim within 60 days after the sale.

If you are a person with a disability who needs any accommodation in order to participate in this proceeding, you are entitled, at no cost to you, to the provision of certain assistance. Please contact the Office of Court Administrator, 255 North Broadway Avenue, Bartow, FL 33830, (863)534-4686, at least seven days before your scheduled court appearance, or immediately upon receiving this notification if the time before the scheduled appearance is less than seven days; if you are hearing or voice impared, call 711.

Dated: July 18, 2018.
Robert O. Sammons, Esq.
Floyd, Sammons & Spanjers, P.A.
Florida Bar #282952
1556 Sixth Street, S.E.
Winter Haven, FL 33880
Telephone: 863-293-3801
Fax: 863-294-0976
Primary Email:
Craig@WinterHavenLegal.com
Secondary Email:
ServiceWinterHavenLegal@gmail.com
Attorney for Plaintiff
July 25, August 1, 2018
286812 3597188

NOTICE OF MEETING 26

NOTICE OF SPECIAL MEETING

NOTICE IS HEREBY GIVEN that THE SCHOOL BOARD OF POLK COUNTY, FLORIDA, announces a special meeting to which all persons are invited.

DATE & TIME: August 2, 2018 Audit & Finance Committee Meeting-9:00 a.m.

PLACE: Finance Conference Room at the District Office 1915 South Floral Avenue Bartow, FL 33830

PURPOSE: Quarterly meeting to discuss the district's financial reporting investments and internal audits.

A copy of the agenda may be obtained by writing to Carol Matthews, MBA, CPA, Director, Internal Audit Services at The School Board of Polk County, P.O. Box 391, Bartow, FL 33831 or by calling 863-519-7968.

The School Board of Polk County, Florida, prohibits all forms of discrimination and harassment based on race, color, sex, religion, national origin, marital status, age, homelessness, or disability or other basis prohibited by law in any of its programs, services, activities or employment. To file concerns, you may contact the Office of Equity & Compliance in the Human Resource Services Division at (863) 534-0513.

How to request accommodations: If you require any type of accommoda-

NOTICE OF MEETING 26

tion to complete the application due to a disability, please call the Human Resource Services Division's Office of Equity and Compliance at (863) 534-0513. If you are deaf or hard of hearing, please contact the Polk County School District by calling the Florida Relay Service at 1-800-955-8771.

Dated: July 23, 2018
THE SCHOOL BOARD OF POLK COUNTY, FLORIDA
By Lynn Wilson, Board Chair
Attest
(Seal)
Jacqueline M. Byrd, Secretary
July 25, 2018
269782 3598137

TAX DEEDS 32

NOTICE OF APPLICATION FOR TAX DEED
Tax Deed Number: 00607-2018
NOTICE IS HEREBY GIVEN, that MICHAEL PETRILLO the holder of the following certificate has filed said certificates for a tax deed to be issued thereon. The certificate number and year of issuance, the description of the property, and the names in which it was assessed are as follows:
Certificate No: 15738
Year of Issuance: July-14-2016
Description of Property:
RESUB OF LOTS 3 & 4 BLOCK 3 OF TWIN LAKE PARK PB 5 PG 29 BLK D LOT 8
INCLUDES 2017 TAXES
02-30-27-906000-004080
Name in which assessed:
ISIDRO RODARTE
MARTHA RODARTE
Said property being in the County of Polk, State of Florida
Unless said certificate shall be redeemed according to law the property described in such certificate shall be sold to the highest bidder on line on the **16th day of August 2018** at www.polk.realtaxdeed.com
Dated this 31st day of May, 2018
Stacy M. Butterfield
Clerk of Circuit Court of Polk County, Florida
Property is sold subject to any additional outstanding taxes. The Clerk's office recommends that you reasearch any additional taxes that may be due with the Tax Collector's Office.
PUBLISH: July-04-2018 July-11-2018 July-18-2018 July-25-2018
DELINQUENT REAL ESTATE TAXES DUE FOR THE YEARS: 2017, 2015, 2016
BASE BID AMOUNT: $3,176.18
REDEMPTION AMOUNT: $3,182.43***
ALL DELINQUENT TAXES NEED TO BE BROUGHT CURRENT IN ORDER TO REDEEM DUE TO SENATE BILL 478 EFFECTIVE JULY 1, 2011. PLEASE CONTACT THE TAX DEED OFFICE FOR SAID CHANGES TO AMOUNTS

TAX DEEDS 32

WARNING!
THERE ARE UNPAID TAXES ON THE PROPERTY WHICH YOU OWN, HAVE A LEGAL INTEREST, OR MAY BE CONTIGUOUS TO YOUR PROPERTY. THE PROPERTY WILL BE SOLD ON LINE AT WWW.POLK.REALTAXDEED.COM ON **Aug-16-2018** UNLESS THE BACK TAXES ARE PAID. TO MAKE PAYMENT OR TO RECEIVE FURTHER INFORMATION, CONTACT THE CLERK OF COURT AT P.O. BOX 9000, DRAWER CC-8, BARTOW, FL 33831-9000 OR BY PHONE AT 863-534-4528
Note: When redeeming property please be advised that payments must be tendered to the Tax Collector's Office. PLEASE REMIT A MONEY ORDER OR CASHIER'S CHECK FOR TOTAL AMOUNT TO BE REDEEMED.
MAKE PAYABLE TO: TAX COLLECTOR, POLK COUNTY
July 4, 11, 18, 25, 2018
290781 3590436

NOTICE OF APPLICATION FOR TAX DEED
Tax Deed Number: 00609-2018
NOTICE IS HEREBY GIVEN, that LILLIAN H PARK the holder of the following certificate has filed said certificates for a tax deed to be issued thereon. The certificate number and year of issuance, the description of the property, and the names in which it was assessed are as follows:
Certificate No: 8701
Year of Issuance: February-13-2017
Description of Property:
AZALEA PARK PB 34 PG 17 BLK 5 LOT 6
INCLUDES 2017 TAXES
07-30-25-400300-005060
Name in which assessed:
BALDOMERO MARIN MORENO
LAURA MONTER MARIN
Said property being in the County of Polk, State of Florida
Unless said certificate shall be redeemed according to law the property described in such certificate shall be sold to the highest bidder on line on the **16th day of August 2018** at www.polk.realtaxdeed.com
Dated this 31st day of May, 2018
Stacy M. Butterfield
Clerk of Circuit Court of Polk County, Florida
Property is sold subject to any additional outstanding taxes. The Clerk's office recommends that you reasearch any additional taxes that may be due with the Tax Collector's Office.
PUBLISH: July-04-2018 July-11-2018 July-18-2018 July-25-2018
DELINQUENT REAL ESTATE TAXES DUE FOR THE YEARS: 2017, 2015, 2016
BASE BID AMOUNT: $17,262.81
REDEMPTION AMOUNT: $1,554.06***
***ALL DELINQUENT TAXES NEED TO BE BROUGHT CURRENT IN ORDER TO REDEEM DUE TO SENATE BILL 478 EFFECTIVE JULY 1, 2011. PLEASE CONTACT THE TAX DEED OFFICE FOR SAID

TAX DEEDS 32

CHANGES TO AMOUNTS***
WARNING!
THERE ARE UNPAID TAXES ON THE PROPERTY WHICH YOU OWN, HAVE A LEGAL INTEREST, OR MAY BE CONTIGUOUS TO YOUR PROPERTY. THE PROPERTY WILL BE SOLD ON LINE AT WWW.POLK.REALTAXDEED.COM ON **Aug-16-2018** UNLESS THE BACK TAXES ARE PAID. TO MAKE PAYMENT OR TO RECEIVE FURTHER INFORMATION, CONTACT THE CLERK OF COURT AT P.O. BOX 9000, DRAWER CC-8, BARTOW, FL 33831-9000 OR BY PHONE AT 863-534-4528
Note: When redeeming property please be advised that payments must be tendered to the Tax Collector's Office. PLEASE REMIT A MONEY ORDER OR CASHIER'S CHECK FOR TOTAL AMOUNT TO BE REDEEMED.
MAKE PAYABLE TO: TAX COLLECTOR, POLK COUNTY
July 4, 11, 18, 25, 2018
290781 3590442

NOTICE OF APPLICATION FOR TAX DEED
Tax Deed Number: 00621-2018
NOTICE IS HEREBY GIVEN, that FORICH LLC the holder of the following certificate has filed said certificates for a tax deed to be issued thereon. The certificate number and year of issuance, the description of the property, and the names in which it was assessed are as follows:
Certificate No: 21159
Year of Issuance: July-15-2013
Description of Property:
THAT PART OF THE S 330 FT OF N 1/4 OF SEC LYING E OF SCLRR R/W LESS E 1485 FT BEING LOT 66 OF UNREC CENTRAL LAKES ESTS SOUTH
INCLUDES 2017 TAXES
27-31-27-000000-013080
Name in which assessed:
KENNETH F TESCHKY
Said property being in the County of Polk, State of Florida
Unless said certificate shall be redeemed according to law the property described in such certificate shall be sold to the highest bidder on line on the **16th day of August 2018** at www.polk.realtaxdeed.com
Dated this 31st day of May, 2018
Stacy M. Butterfield
Clerk of Circuit Court of Polk County, Florida
Property is sold subject to any additional outstanding taxes. The Clerk's office recommends that you reasearch any additional taxes that may be due with the Tax Collector's Office.
PUBLISH: July-04-2018 July-11-2018 July-18-2018 July-25-2018
DELINQUENT REAL ESTATE TAXES DUE FOR THE YEARS: 2017, 2010, 2011, 2012, 2013, 2014, 2015, 2016
BASE BID AMOUNT: $952.89
REDEMPTION AMOUNT: $959.14***
***ALL DELINQUENT TAXES NEED TO BE BROUGHT CURRENT IN

TAX DEEDS 32

ORDER TO REDEEM DUE TO SENATE BILL 478 EFFECTIVE JULY 1, 2011. PLEASE CONTACT THE TAX DEED OFFICE FOR SAID CHANGES TO AMOUNTS***
WARNING!
THERE ARE UNPAID TAXES ON THE PROPERTY WHICH YOU OWN, HAVE A LEGAL INTEREST, OR MAY BE CONTIGUOUS TO YOUR PROPERTY. THE PROPERTY WILL BE SOLD ON LINE AT WWW.POLK.REALTAXDEED.COM ON **Aug-16-2018** UNLESS THE BACK TAXES ARE PAID. TO MAKE PAYMENT OR TO RECEIVE FURTHER INFORMATION, CONTACT THE CLERK OF COURT AT P.O. BOX 9000, DRAWER CC-8, BARTOW, FL 33831-9000 OR BY PHONE AT 863-534-4528
Note: When redeeming property please be advised that payments must be tendered to the Tax Collector's Office. PLEASE REMIT A MONEY ORDER OR CASHIER'S CHECK FOR TOTAL AMOUNT TO BE REDEEMED.
MAKE PAYABLE TO: TAX COLLECTOR, POLK COUNTY
July 4, 11, 18, 25, 2018
290781 3590448

NOTICE OF APPLICATION FOR TAX DEED
Tax Deed Number: 00633-2018
NOTICE IS HEREBY GIVEN, that UTHRIVE REAL ESTATE PARTNERS LP the holder of the following certificate has filed said certificates for a tax deed to be issued thereon. The certificate number and year of issuance, the description of the property, and the names in which it was assessed are as follows:
Certificate No: 16628
Year of Issuance: March-24-2017
Description of Property:
WEST FROSTPROOF PB 9 PG 22 BLK 6 LOT 16
INCLUDES 2017 TAXES
02-32-27-932000-006160
Name in which assessed:
SILVANO G ALVARADO
Said property being in the County of Polk, State of Florida
Unless said certificate shall be redeemed according to law the property described in such certificate shall be sold to the highest bidder on line on the **16th day of August 2018** at www.polk.realtaxdeed.com
Dated this 31st day of May, 2018
Stacy M. Butterfield
Clerk of Circuit Court of Polk County, Florida
Property is sold subject to any additional outstanding taxes. The Clerk's office recommends that you reasearch any additional taxes that may be due with the Tax Collector's Office.
PUBLISH: July-04-2018 July-11-2018 July-18-2018 July-25-2018
DELINQUENT REAL ESTATE TAXES DUE FOR THE YEARS: 2017, 2015, 2016, 2014
BASE BID AMOUNT: $3,414.00
REDEMPTION AMOUNT: $3,420.25***
***ALL DELINQUENT TAXES NEED

TAX DEEDS 32

TO BE BROUGHT CURRENT IN ORDER TO REDEEM DUE TO SENATE BILL 478 EFFECTIVE JULY 1, 2011. PLEASE CONTACT THE TAX DEED OFFICE FOR SAID CHANGES TO AMOUNTS***
WARNING!
THERE ARE UNPAID TAXES ON THE PROPERTY WHICH YOU OWN, HAVE A LEGAL INTEREST, OR MAY BE CONTIGUOUS TO YOUR PROPERTY. THE PROPERTY WILL BE SOLD ON LINE AT WWW.POLK.REALTAXDEED.COM ON **Aug-16-2018** UNLESS THE BACK TAXES ARE PAID. TO MAKE PAYMENT OR TO RECEIVE FURTHER INFORMATION, CONTACT THE CLERK OF COURT AT P.O. BOX 9000, DRAWER CC-8, BARTOW, FL 33831-9000 OR BY PHONE AT 863-534-4528
Note: When redeeming property please be advised that payments must be tendered to the Tax Collector's Office. PLEASE REMIT A MONEY ORDER OR CASHIER'S CHECK FOR TOTAL AMOUNT TO BE REDEEMED.
MAKE PAYABLE TO: TAX COLLECTOR, POLK COUNTY
July 4, 11, 18, 25, 2018
290781 3590455

NOTICE OF APPLICATION FOR TAX DEED
Tax Deed Number: 00642-2018
NOTICE IS HEREBY GIVEN, that BRIDGE TAX LLC - 616 US BANK % BRIDGE TAX LLC-616 the holder of the following certificate has filed said certificates for a tax deed to be issued thereon. The certificate number and year of issuance, the description of the property, and the names in which it was assessed are as follows:
Certificate No: 9069
Year of Issuance: June-01-2016
Description of Property:
MITCHELLS C L ADD DB F PG 45 BLK 2 LOT 2 E 105.9 FT OF N 55 FT
INCLUDES 2017 TAXES
34-31-27-477000-002024
Name in which assessed:
CORA I BELL
Said property being in the County of Polk, State of Florida
Unless said certificate shall be redeemed according to law the property described in such certificate shall be sold to the highest bidder on line on the **16th day of August 2018** at www.polk.realtaxdeed.com
Dated this 31st day of May, 2018
Stacy M. Butterfield
Clerk of Circuit Court of Polk County, Florida
Property is sold subject to any additional outstanding taxes. The Clerk's office recommends that you reasearch any additional taxes that may be due with the Tax Collector's Office.
PUBLISH: July-04-2018 July-11-2018 July-18-2018 July-25-2018
DELINQUENT REAL ESTATE TAXES DUE FOR THE YEARS: 2017, 2015, 2016
BASE BID AMOUNT: $4,058.82
REDEMPTION AMOUNT: $4,065.07***

TAX DEEDS 32

ALL DELINQUENT TAXES NEED TO BE BROUGHT CURRENT IN ORDER TO REDEEM DUE TO SENATE BILL 478 EFFECTIVE JULY 1, 2011. PLEASE CONTACT THE TAX DEED OFFICE FOR SAID CHANGES TO AMOUNTS
WARNING!
THERE ARE UNPAID TAXES ON THE PROPERTY WHICH YOU OWN, HAVE A LEGAL INTEREST, OR MAY BE CONTIGUOUS TO YOUR PROPERTY. THE PROPERTY WILL BE SOLD ON LINE AT WWW.POLK.REALTAXDEED.COM ON **Aug-16-2018** UNLESS THE BACK TAXES ARE PAID. TO MAKE PAYMENT OR TO RECEIVE FURTHER INFORMATION, CONTACT THE CLERK OF COURT AT P.O. BOX 9000, DRAWER CC-8, BARTOW, FL 33831-9000 OR BY PHONE AT 863-534-4528
Note: When redeeming property please be advised that payments must be tendered to the Tax Collector's Office. PLEASE REMIT A MONEY ORDER OR CASHIER'S CHECK FOR TOTAL AMOUNT TO BE REDEEMED.
MAKE PAYABLE TO: TAX COLLECTOR, POLK COUNTY
July 4, 11, 18, 25, 2018
290781 3590474

NOTICE OF APPLICATION FOR TAX DEED
Tax Deed Number: 00648-2018
NOTICE IS HEREBY GIVEN, that BENJAMIN FLECK the holder of the following certificate has filed said certificates for a tax deed to be issued thereon. The certificate number and year of issuance, the description of the property, and the names in which it was assessed are as follows:
Certificate No: 8773
Year of Issuance: June-01-2016
Description of Property:
SOUTH FLORIDA RR ADD PB 1 PG 27 TIER 7 BLK 3 LOT 1 E 1/2
INCLUDES 2017 TAXES
08-30-25-414500-073011
Name in which assessed:
PROGRESS LODGE 77 PRINCE HALL MASONS
Said property being in the County of Polk, State of Florida
Unless said certificate shall be redeemed according to law the property described in such certificate shall be sold to the highest bidder on line on the **16th day of August 2018** at www.polk.realtaxdeed.com
Dated this 31st day of May, 2018
Stacy M. Butterfield
Clerk of Circuit Court of Polk County, Florida
Property is sold subject to any additional outstanding taxes. The Clerk's office recommends that you reasearch any additional taxes that may be due with the Tax Collector's Office.
PUBLISH: July-04-2018 July-11-2018 July-18-2018 July-25-2018
DELINQUENT REAL ESTATE TAXES DUE FOR THE YEARS: 2017, 2015, 2016
BASE BID AMOUNT: $2,985.27
REDEMPTION AMOUNT: $2,991.52***
ALL DELINQUENT TAXES NEED TO BE BROUGHT CURRENT IN ORDER TO REDEEM DUE TO SENATE BILL 478 EFFECTIVE JULY 1, 2011. PLEASE CONTACT THE TAX DEED OFFICE FOR SAID CHANGES TO AMOUNTS
WARNING!
THERE ARE UNPAID TAXES ON THE PROPERTY WHICH YOU OWN, HAVE A LEGAL INTEREST, OR MAY BE CONTIGUOUS TO YOUR PROPERTY. THE PROPERTY WILL BE SOLD ON LINE AT WWW.POLK.REALTAXDEED.COM ON **Aug-16-2018** UNLESS THE BACK TAXES ARE PAID. TO MAKE PAYMENT OR TO RECEIVE FURTHER INFORMATION, CONTACT THE CLERK OF COURT AT P.O. BOX 9000, DRAWER CC-8, BARTOW, FL 33831-9000 OR BY PHONE AT 863-534-4528
Note: When redeeming property please be advised that payments must be tendered to the Tax Collector's Office. PLEASE REMIT A MONEY ORDER OR CASHIER'S CHECK FOR TOTAL AMOUNT TO BE REDEEMED.
MAKE PAYABLE TO: TAX COLLECTOR, POLK COUNTY
July 4, 11, 18, 25, 2018
290781 3590479

NOTICE OF APPLICATION FOR TAX DEED
Tax Deed Number: 00651-2018
NOTICE IS HEREBY GIVEN, that BRIDGE TAX LLC-616 US BANK % BRIDGE TAX LLC-616 the holder of the following certificate has filed said certificates for a tax deed to be issued thereon. The certificate number and year of issuance, the description of the property, and the names in

Florida's Choice for Legal Advertising

From Public Notices to Bid Requests and Government Employment, **The Record** *is your source.*

Call **863.533.4183** *For Additional Information and Special Low Rates.*

TAX DEEDS 32

which it was assessed are as follows:
Certificate No: 16269
Year of Issuance: June-01-2016
Description of Property:
CROOKED LAKE PARK TRACT NO 5 PB 42 PG 42 BLK V LOT 5
INCLUDES 2017 TAXES
35-30-27-928400-022050
Name in which assessed:
IRFAN MARTIN IFTIKHAR
Said property being in the County of Polk, State of Florida

Unless said certificate shall be redeemed according to law the property described in such certificate shall be sold to the highest bidder on line on the **16th day of August 2018** at www.polk.realtaxdeed.com

Dated this 31st day of May, 2018
Stacy M. Butterfield
Clerk of Circuit Court of Polk County, Florida

Property is sold subject to any additional outstanding taxes. The Clerk's office recommends that you reasearch any additional taxes that may be due with the Tax Collector's Office.

PUBLISH: July-04-2018 July-11-2018 July-18-2018 July-25-2018
DELINQUENT REAL ESTATE TAXES DUE FOR THE YEARS: 2017, 2015, 2016
BASE BID AMOUNT: $70,004.28
REDEMPTION AMOUNT:
$6,436.03***
ALL DELINQUENT TAXES NEED TO BE BROUGHT CURRENT IN ORDER TO REDEEM DUE TO SENATE BILL 478 EFFECTIVE JULY 1, 2011. PLEASE CONTACT THE TAX DEED OFFICE FOR SAID CHANGES TO AMOUNTS

WARNING!

THERE ARE UNPAID TAXES ON THE PROPERTY WHICH YOU OWN, HAVE A LEGAL INTEREST, OR MAY BE CONTIGUOUS TO YOUR PROPERTY. THE PROPERTY WILL BE SOLD ON LINE AT WWW.POLK.REALTAXDEED.COM ON **Aug-16-2018** UNLESS THE BACK TAXES ARE PAID. TO MAKE PAYMENT OR TO RECEIVE FURTHER INFORMATION, CONTACT THE CLERK OF COURT AT P.O. BOX 9000, DRAWER CC-8, BARTOW, FL 33831-9000 OR BY PHONE AT 863-534-4528

Note: When redeeming property please be advised that payments must be tendered to the Tax Collector's Office. PLEASE REMIT A MONEY ORDER OR CASHIER'S CHECK FOR TOTAL AMOUNT TO BE REDEEMED.

MAKE PAYABLE TO: TAX COLLECTOR, POLK COUNTY
July 4, 11, 18, 25, 2018
290781 3590485

NOTICE OF APPLICATION FOR TAX DEED
Tax Deed Number: 00665-2018

NOTICE IS HEREBY GIVEN, that POLK COUNTY the holder of the following certificate has filed said certificates for a tax deed to be issued thereon. The certificate number and year of issuance, the description of the property, and the names in which it was assessed are as follows:
Certificate No: 21228
Year of Issuance: June-01-2011
Description of Property:
SE 1/4 OF SE 1/4 OF NE 1/4 LESS E 495 FT & LESS S 330 FT BEING LOT 1008 OF UNREC SUB
INCLUDES 2017 TAXES
29-31-27-000000-012050
Name in which assessed:
ALLAN ZWANG
Said property being in the County of Polk, State of Florida

Unless said certificate shall be redeemed according to law the property described in such certificate shall be sold to the highest bidder on line on the **16th day of August 2018** at www.polk.realtaxdeed.com

Dated this 31st day of May, 2018
Stacy M. Butterfield
Clerk of Circuit Court of Polk County, Florida

Property is sold subject to any additional outstanding taxes. The Clerk's office recommends that you reasearch any additional taxes that may be due with the Tax Collector's Office.

PUBLISH: July-04-2018 July-11-2018 July-18-2018 July-25-2018
DELINQUENT REAL ESTATE TAXES DUE FOR THE YEARS: 2017, 2010, 2011, 2012, 2014, 2015, 2016
BASE BID AMOUNT: $857.83
REDEMPTION AMOUNT:
$864.08***
ALL DELINQUENT TAXES NEED TO BE BROUGHT CURRENT IN ORDER TO REDEEM DUE TO SENATE BILL 478 EFFECTIVE JULY 1, 2011. PLEASE CONTACT THE TAX DEED OFFICE FOR SAID CHANGES TO AMOUNTS

WARNING!

TAX DEEDS 32

THERE ARE UNPAID TAXES ON THE PROPERTY WHICH YOU OWN, HAVE A LEGAL INTEREST, OR MAY BE CONTIGUOUS TO YOUR PROPERTY. THE PROPERTY WILL BE SOLD ON LINE AT WWW.POLK.REALTAXDEED.COM ON **Aug-16-2018** UNLESS THE BACK TAXES ARE PAID. TO MAKE PAYMENT OR TO RECEIVE FURTHER INFORMATION, CONTACT THE CLERK OF COURT AT P.O. BOX 9000, DRAWER CC-8, BARTOW, FL 33831-9000 OR BY PHONE AT 863-534-4528

Note: When redeeming property please be advised that payments must be tendered to the Tax Collector's Office. PLEASE REMIT A MONEY ORDER OR CASHIER'S CHECK FOR TOTAL AMOUNT TO BE REDEEMED.

MAKE PAYABLE TO: TAX COLLECTOR, POLK COUNTY
July 4, 11, 18, 25, 2018
290781 3590492

OTHER NOTICES 38

IN THE CIRCUIT COURT OF THE TENTH JUDICIAL CIRCUIT IN AND FOR POLK COUNTY, FLORIDA
IN RE:
POLK COUNTY YOUTH FAIR, INC.,
Petitioner.
CASE NO: 53-2016CA-003151-0000-00

NOTICE OF INTENTION TO APPLY TO THE CIRCUIT COURT

Petitioner, POLK COUNTY YOUTH FAIR, INC. hereby gives PUBLIC NOTICE pursuant to § 616.03, Florida Statutes (2017), of its intention to apply to the Circuit Court of the Tenth Judicial Circuit, in and for Polk County, Florida for approval of amendments to its Charter. Application to the Circuit Court will be made **July 27, 2018 at 9:00 AM** in Hearing Room 8B-1 (8th Floor, Red Elevators), at the Polk County Courthouse, 255 North Broadway Avenue, Bartow, Florida 33830.

If you are a person with a disability who needs any accommodation in order to participate in this proceeding, you are entitled, at no cost to you to the provision of certain assistance. Please contact the Office of the Court Administrator, (863)534-4690; if you are hearing or voice impaired, call TDD (863)534-7777 or Florida Relay Service 711.

Dated this 14th day of June, 2018.
/s W.A. "Drew" Crawford
W.A. "Drew" Crawford
[FBN: 605980]
Email: drew@bosdun.com
BOSWELL & DUNLAP LLP
Post Office Drawer 30
Bartow, Florida 33831
Telephone: (863) 533-7117
Facsimile: (863) 533-7412
July 4, 11, 18, 25, 2018
269658 3592858

Advertise Today!

WEBB'S TOWING
719 MAGNOLIA AVE
AUBURNDALE, FL 33823-4109
PHONE: 863-967-2354
FAX: 863-967-1723
NOTICE OF PUBLIC SALE

WEBB'S TOWING gives Notice of Foreclosure of Lien and intent to sell these vehicles on **08/10/2018, 09:00 am** at 719 MAGNOLIA AVE AUBURNDALE, FL 33823-4109, pursuant to subsection 713.78 of the Florida Statutes. WEBB'S TOWING reserves the right to accept or reject any and/or all bids.
1J4FX58S6RC338811
1994 JEEP
2B3KA43G06H531811
2006 DODGE
2GCEC19WX11228510
2001 CHEVROLET
July 25, 2018
328269 3597101

ACE Wrecker Service
38030 Hwy 27
Davenport, FL 33837
(863)422-3930. fax (863)421-0811
NOTICE OF PUBLIC AUCTION

in pursuant to FS713.78. All bids cash only. All sales at **8:30AM**
August 11, 2018
1998 HOND
1HGCG5656WA156301
July 25, 2018
286840 3595802

ACE Wrecker Service
38030 Hwy 27
Davenport, FL 33837
(863)422-3930. fax (863)421-0811
NOTICE OF PUBLIC AUCTION

in pursuant to FS713.78. All bids cash only. All sales at **8:30AM**
August 11, 2018
2002 HOND Civic
1HGEM21512L038100
July 25, 2018
286840 3595791

OTHER NOTICES 38

DEPARTMENT OF HOMELAND SECURITY

FEDERAL EMERGENCY MANAGEMENT AGENCY

Proposed Flood Hazard Determinations for Unincorporated Areas of Polk County, Florida, Case No. 18-04-0571P. The Department of Homeland Security's Federal Emergency Management Agency (FEMA) solicits technical information or comments on proposed flood hazard determinations for the Flood Insurance Rate Map (FIRM), and where applicable, the Flood Insurance Study (FIS) report for your community. These flood hazard determinations may include the addition or modification of Base Flood Elevations, base flood depths, Special Flood Hazard Area boundaries or zone designations, or the regulatory floodway. The FIRM and, if applicable, the FIS report have been revised to reflect these flood hazard determinations through issuance of a Letter of Map Revision (LOMR), in accordance with Title 44, Part 65 of the Code of Federal Regulations. These determinations are the basis for the floodplain management measures that your community is required to adopt or show evidence of having in effect to qualify or remain qualified for participation in the National Flood Insurance Program. For more information on the proposed flood hazard determinations and information on the statutory 90-day period provided for appeals, please visit FEMA's website at
www.fema.gov/plan/prevent/fhm/bfe, or call the FEMA Map Information eXchange (FMIX) toll free at 1-877-FEMA MAP (1-877-336-2627).
July 25, August 1, 2018
387427 3596837

ACE Wrecker Service
38030 Hwy 27
Davenport, FL 33837
(863)422-3930. fax (863)421-0811
NOTICE OF PUBLIC AUCTION

in pursuant to FS713.78. All bids cash only. All sales at **8:30AM**
August 12, 2018
2007 DODG Caliber
1BHB28B97D182672
July 25, 2018
286840 3594918

IMPOUND TOWING
1985 40TH ST NW
WINTER HAVEN, FL 33881
863-451-1703
NOTICE OF PUBLIC SALE

IMPOUND TOWING gives notice of foreclosure of lien and intent to sell these vehicles at **8:30 am**, at 1985 40th ST NW, WINTER HAVEN, FL 33881, pursuant to subsection 713.78 of the Florida Statutes. IMPOUND TOWING reserves the right to accept or reject any and/or all bids.
2012 TOYOTA
VIN #JTLZE4FE5CJ000646
AUCTION DATE OF 8/16/2018
July 25, 2018
326095 3597349

NOTICE OF PUBLIC SALE OR AUCTION

of the following Storage Unit located at 3877 Recker Hwy. Winter Haven, FL 33880 (863) 291-3877 Sale will be conducted on **August 7th, 2018 at 11:00 AM.**

Sheri Finch C-11
Neptune Isnardin Outdoor Storage
July 18, 25, 2018
293191 3596383

ACE Wrecker Service
38030 Hwy 27
Davenport, FL 33837
(863)422-3930. fax (863)421-0811
NOTICE OF PUBLIC AUCTION

in pursuant to FS713.78. All bids cash only. All sales at **8:30AM**
August 9, 2018
2000 CHEV
2CNBE13C9Y6910282
July 25, 2018
286840 3594911

TOWING AND STORAGE
NOTICE OF CLAIM OF LIEN AND PROPOSED SALE OF VEHICLE
TOWING OPERATOR:
ACE WRECKER SERVICE
PO BOX 1658
HAINES CITY, FL 33845-1658
863-422-3930
VEHICLE OWNER 1
CRYSTAL HAYBEE CANTILLO
627 LUCERNE BLVD
WINTER HAVEN, FL 33881-0723
OTHER PARTIES WITH INTEREST IN VEHICLE
YEAR **1998** MAKE **HOND** VIN 1HGCG5656WA156301, location of towed vehicle, 38032 Hwy 27, Davenport, FL 33837

Each of you are hereby notified that the above described vehicle, was towed at the request of carrie durante on 7/6/2018 and the above named towing company or transport company is in possession of and claims a lien on the above described vehicle for towing and storage charges accumulated in the amount of: $340.00, Itemized Charges: (Towing Charges) $125.00 (Total Storage Charges) $150.00 for 6 days, at $25.00 per day Recovery Charges $0.00, (Administrative Fees) $65.00 The Storage Charges will continue to accumulate at the rate of $25.00 per day.

The lien claimed by the abovd named towing company or transport company is subject to enforcement pursuant to §713.78 or 713.785, F.S. and unless said vehicle is redeemed from said towing company or transport company by payment as allowed by law, the above described vehicle may be sold to satisfy the lien. If the vehicle is not redeemed and that vehicle, remains unclaimed, or for which the charges for recovery, towing, or storage services remain unpaid, may be sold free of all prior liens after 35 days if the vehicle is more than 3 years of age and after 50 days if the vehicle is 3 years of age or less. The Owner, lienholder, or insurance company, if any, has the right to a hearing as set forth in subsection (5). The above designated Towing Company or transport company proposes to sell the vehicle as follows:
Public Sale to be held at 38032 Hwy 27, Davenport, FL 33837 Commencing at **8:30 AM** on the **11th** day of **August, 2018**.

STATEMENT OF OWNERS RIGHTS

Notice that the owner, lienholder or insurance company within 10 days after the time they have knowledge of the location of the vehicle, may file a complaint in the County Court in which the vehicle, is stored to determine if their property was wrongfully taken or withheld from them.

Notice that upon filing a complaint, an owner, lienholder, or insurance company may have their vehicle, released upon posting with the court a cash or surety bond or other adequate security equal to the amount of the charges for towing and storage to ensure the payment of such charges in the event they do not prevail.

Notice that any proceeds from the sale of the vehicle, remaining after payment of the amount claimed to be due and owing to the towing company or transport company will be deposited with the Clerk of the Circuit Court for disposition upon court order pursuant to sebsection (5) of §713.78, F.S., (For a vehicle)

NOTE: The 35 or 50 day time frame that the vehicle, must be held should not include the day of towing and storage, or the date of the sale. When a separate notice is sent 15 days prior to the sale date, the date the notice was mailed or the date of sale should not be included in the 15 days. The newspaper ad must be placed 10 days prior to the scheduled date of sale, but the 10 days should not include the date the notice was placed in the newspaper or the date of the sale.
Dated this 11th day of July, 2018
Towing Company or Transport Company
Michael McCrary
July 25, 2018
286840 3595804

TOWING AND STORAGE
NOTICE OF CLAIM OF LIEN AND PROPOSED SALE OF VEHICLE
TOWING OPERATOR:
ACE WRECKER SERVICE
PO BOX 1658
HAINES CITY, FL 33845-1658
863-422-3930
VEHICLE OWNER 1
CLAUDE DEETJEN
515 PEACE DRIVE
KISSIMMEE, FL 34759
OTHER PARTIES WITH INTEREST IN VEHICLE
VEHICLE OWNER 1
CLAUDE DEETJEN
4712 NW 5TH ST
PLANTATION, FL 33317-2056
INSURANCE COMPANY:
ALLSTATE PROPERTY & CASUALTY INS CO
3075 SANDERS RD STE H1E
NORTHBROOK, IL 60062-7119
YEAR **2002** MAKE **HOND** VIN 1HGEM21512L038100, location of towed vehicle, 38032 Hwy 27, Davenport, FL 33837

Each of you are hereby notified that the above described vehicle, was towed at the request of pcso on 7/6/2018 and the above named towing company or transport company is in possession of and claims a lien on the above described vehicle for towing and storage charges accumulated in the amount of: $375.00, Itemized Charges: (Towing Charges) $120.00 (Total Storage Charges) $150.00 for 6 days, at $25.00 per day Recovery Charges $40.00, (Administrative Fees) $65.00 The Storage Charges will continue to accumulate at the rate of $25.00 per day.

The lien claimed by the abovd named towing company or transport company is subject to enforcement pursuant to §713.78 or 713.785, F.S. and unless said vehicle is redeemed from said towing company or transport company by payment as allowed by law, the above described vehicle may be sold to satisfy the lien. If the vehicle is not redeemed and that vehicle, remains unclaimed, or for which the charges for recovery, towing, or storage services remain unpaid, may be sold free of all prior liens after 35 days if the vehicle is more than 3 years of age and after 50 days if the vehicle is 3 years of age or less. The Owner, lienholder, or insurance company, if any, has the right to a hearing as set forth in subsection (5). The above designated Towing Company or transport company proposes to sell the vehicle as follows:
Public Sale to be held at 38032 Hwy 27, Davenport, FL 33837 Commencing at **8:30 AM** on the **11th** day of **August, 2018**.

STATEMENT OF OWNERS RIGHTS

Notice that the owner, lienholder or insurance company within 10 days after the time they have knowledge of the location of the vehicle, may file a complaint in the County Court in which the vehicle, is stored to determine if their property was wrongfully taken or withheld from them.

Notice that upon filing a complaint, an owner, lienholder, or insurance company may have their vehicle, released upon posting with the court a cash or surety bond or other adequate security equal to the amount of the charges for towing and storage to ensure the payment of such charges in the event they do not prevail.

Notice that any proceeds from the sale of the vehicle, remaining after payment of the amount claimed to be due and owing to the towing company or transport company will be deposited with the Clerk of the Circuit Court for disposition upon court order pursuant to sebsection (5) of §713.78, F.S., (For a vehicle)

NOTE: The 35 or 50 day time frame that the vehicle, must be held should not include the day of towing and storage, or the date of the sale. When a separate notice is sent 15 days prior to the sale date, the date the notice was mailed or the date of sale should not be included in the 15 days. The newspaper ad must be placed 10 days prior to the scheduled date of sale, but the 10 days should not include the date the notice was placed in the newspaper or the date of the sale.
Dated this 11th day of July, 2018
Towing Company or Transport Company
Michael McCrary
July 25, 2018
286840 3595794

PUBLIC NOTICE
LAST KNOWN ADDRESS:
Bass, Michael D
530 Avenue H SE
Winter Haven,33880
Cannon, Tiffani L
815 Gilmore Ave APT 210
Lakeland,33801
Crenshaw, Patrick L
1830 E Georgia St
Bartow,33830
Hayes, Sarah AN
620 Azalea PL
Bartow,33830
Hise, Bronson W
507 Lake Lulu Dr
Winter Haven,33880
Leake, Mary A
2505 McArthur St
Lakeland,33801
Robbins, Jennifer A
676 E Central Ave
Eagle Lake,33839
Sanchez, Amber M
104 Terrace Dr
Winter Haven,33884
Walters, Shelly E
614 Pilaklakaha Ave
Auburndale,33823

You are hereby notified that your eligibility to vote is in question. You are required to contact the Supervisor of Elections, in Bartow, Florida, 863-534-5888, no later than thirty (30) days after the date of this publishing. Failure to respond will result in a determination of ineligibility by the Supervisor and your name will be removed from the statewide voter registration system.

Por este medio, se le notifica que su elegibilidad para votar está en duda. Se requiere que usted contacte la Supervisora de Elecciones en Bartow, Florida, (863) 534-5888, a más tardar treinta (30) días después de la fecha de esta publicación. Fracaso en responder resultará en una determinación de inelegibilidad por la Supervisora y su nombre será removido del sistema de registro de votantes estatal.

Lori Edwards
Polk County Supervisor of Elections
July 25, 2018
269850 3597447

TOWING AND STORAGE
NOTICE OF CLAIM OF LIEN AND PROPOSED SALE OF VEHICLE
TOWING OPERATOR:
ACE WRECKER SERVICE
PO BOX 1658
HAINES CITY, FL 33845-1658
863-422-3930
VEHICLE OWNER 1
YURI DOVALE PRUDENTE DESO
3589 CONROY RD APT 1035
ORLANDO, FL 32839-2460
OTHER PARTIES WITH INTEREST IN VEHICLE
INSURANCE COMPANY:
ASSURANCEAMERICA INS CO
5500 INTERSTATE NORTH PKWY STE 600
ATLANTA, GA 30328-4691
YEAR **2007** MAKE **DODG** VIN 1BHB28B97D182672, location of towed vehicle, 38032 Hwy 27, Davenport, FL 33837

Each of you are hereby notified that the above described vehicle, was towed at the request of matt becfer on 7/7/2018 and the above named towing company or transport company is in possession of and claims a lien on the above described vehicle for towing and storage charges accumulated in the amount of: $290.00, Itemized Charges: (Towing Charges) $125.00 (Total Storage Charges) $100.00 for 4 days, at $25.00 per day Recovery Charges $0.00, (Administrative Fees) $65.00 The Storage Charges will continue to accumulate at the rate of $25.00 per day.

The lien claimed by the abovd named towing company or transport company is subject to enforcement pursuant to §713.78 or 713.785, F.S. and unless said vehicle is redeemed from said towing company or transport company by payment as allowed by law, the above described vehicle may be sold to satisfy the lien. If the vehicle is not redeemed and that vehicle, remains unclaimed, or for which the charges for recovery, towing, or storage services remain unpaid, may be sold free of all prior liens after 35 days if the vehicle is more than 3 years of age and after 50 days if the vehicle is 3 years of age or less. The Owner, lienholder, or insurance company, if any, has the right to a hearing as set forth in subsection (5). The above designated Towing Company or transport company proposes to sell the vehicle as follows:
Public Sale to be held at 38032 Hwy 27, Davenport, FL 33837 Commencing at **8:30 AM** on the **12th** day of **August, 2018**.

STATEMENT OF OWNERS RIGHTS

Notice that the owner, lienholder or insurance company within 10 days after the time they have knowledge of the location of the vehicle, may file a complaint in the County Court in which the vehicle, is stored to determine if their property was wrongfully taken or withheld from them.

Notice that upon filing a complaint, an owner, lienholder, or insurance company may have their vehicle, released upon posting with the court a cash or surety bond or other adequate security equal to the amount of the charges for towing and storage to ensure the payment of such charges in the event they do not prevail.

Notice that any proceeds from the sale of the vehicle, remaining after payment of the amount claimed to be due and owing to the towing company or transport company will be deposited with the Clerk of the Circuit Court for disposition upon court order pursuant to sebsection (5) of §713.78, F.S., (For a vehicle)

NOTE: The 35 or 50 day time frame that the vehicle, must be held should not include the day of towing and storage, or the date of the sale. When a separate notice is sent 15 days prior to the sale date, the date the notice was mailed or the date of sale should not be included in the 15 days. The newspaper ad must be placed 10 days prior to the scheduled date of sale, but the 10 days should not include the date the notice was placed in the newspaper or the date of the sale.
Dated this 10th day of July, 2018
Towing Company or Transport Company
Michael McCrary
July 25, 2018
286840 3594950

Turn your trash into cash! Advertise your yard sale!

Need a new Home? Look in the Classifieds!

Florida's Choice for Legal Advertising

From Public Notices to Bid Requests and Government Employment, **The Record** *is your source.*

The Record

Polk County's source for legal notice advertising

A Section of THE Polk County Democrat

Call **863.533.4183** *For Additional Information and Special Low Rates.*

MONEY & MARKET$

A product of the Sun

For questions or comments, contact Chris Porter at 941-206-1134 or email porter@sun-herald.com

Wednesday, July 25, 2018

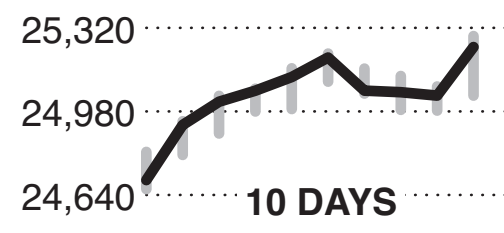

Dow Jones industrials
Close: 25,241.94
Change: 197.65 (0.8%)

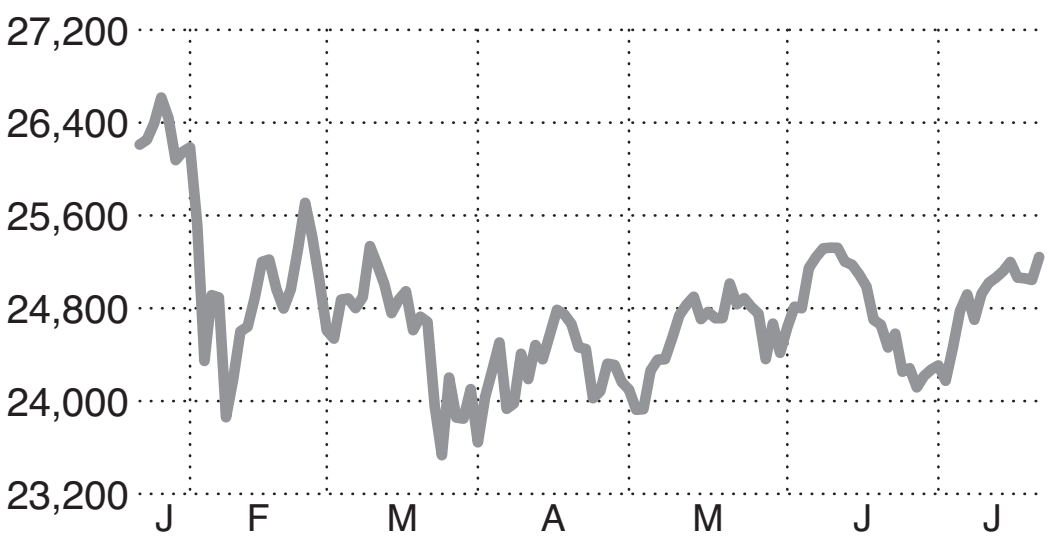



Nasdaq composite
Close: 7,840.77
Change: -1.11 (flat)

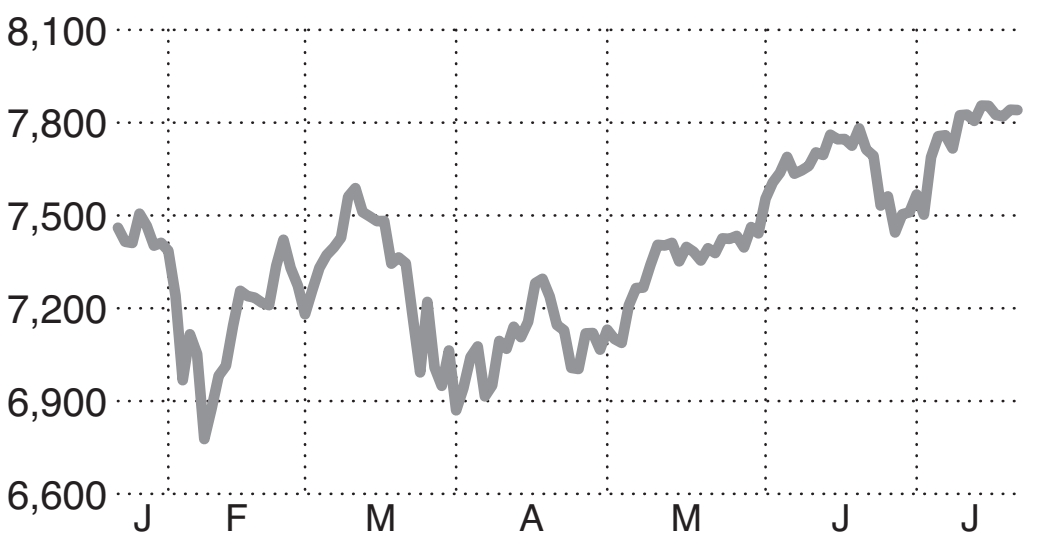

StocksRecap

	NYSE	NASD
Vol. (in mil.)	3,380	1,949
Pvs. Volume	2,871	1,606
Advanced	1280	921
Declined	1535	1933
New Highs	88	135
New Lows	37	54

	HIGH	LOW	CLOSE	CHG.	%CHG.	WK	MO	QTR	YTD
DOW	25286.62	25092.43	25241.94	+197.65	+0.79%	▲	▲	▲	+2.11%
DOW Trans.	10888.70	10621.95	10648.59	-164.96	-1.53%	▲	▲	▲	+0.34%
DOW Util.	719.06	703.37	716.61	+2.81	+0.39%	▼	▲	▲	-0.93%
NYSE Comp.	12883.04	12814.04	12847.49	+53.44	+0.42%	▲	▲	▲	+0.30%
NASDAQ	7928.79	7814.33	7840.77	-1.11	-0.01%	▼	▲	▲	+13.58%
S&P 500	2829.99	2811.12	2820.40	+13.42	+0.48%	▲	▲	▲	+5.49%
S&P 400	2005.16	1976.86	1983.01	-15.00	-0.75%	▼	▲	▲	+4.34%
Wilshire 5000	29540.65	29298.04	29391.42	+28.21	+0.10%	▲	▲	▲	+5.75%
Russell 2000	1706.83	1675.01	1680.20	-18.21	-1.07%	▼	▲	▲	+9.42%

How to read the stock tables

① Name	② Ticker Symbol	③ Div	④ Yield	⑤ PE	⑥ 52-week High	Low	⑧ Vol 1000s	⑦ Last	⑨ YTD %Chg
XYZcorp	XYZ	1.20	3.6	17	34.09	27.27	2780	33.72	+20.7

1 — Name of stock.
2 — Ticker Symbol company trades under.
3 — Dividend: A distribution of the company's earnings to shareholders, usually consisting of stock dividends, interest on bonds, or short-term capital gains on the sale of securities usually paid quarterly in the form of cash or stock.
4 — Div. Yield: The dividend divided by the stock price. It helps gauge how well the stock is paying, compared to other investments such as CDs, bonds or savings accounts.
5 — Price to earnings ratio: The price of a stock divided by its earnings per share. PEs are used to gauge the relative worth of a company' stock. When compared to other companies in the same industry, the companies with the lowest PEs are generally earning higher profits.
6 — Range of closing prices in last year.
7 — Sales in thousands (10 = 10,000 shares), and closing price.
8 — Last trading price of the day.
9 — Percent change for the year.

▲▼Arrows, indicate new highs or lows.
Underline: indicates top 100 stocks by volume rank.
Bold stocks , designates which stocks have gone up or down 5% .

NYSE

- A -

Name	Ticker Symbol	Div	Yield	PE	52-week High	Low	Vol 1000s	Last	YTD %Chg
AAC Hldgs	AAC	...	...	...dd	13.06	5.99	151	9.64	+7.1
AAR	AIR	.30	.6	...cc	49.05	34.25	96	46.40	+18.1
ABB Ltd	ABB	.76e	3.4	...	28.67	21.22	2080	22.47	-16.2
ABM	ABM	.70	2.3	19	45.12	28.17	377	29.87	-20.8
ADT Inc n	ADT	...	...	...	9.60	6.93	1752	9.25	+18.3
AES Corp	AES	.52	4.0	12	13.56	9.86	5683	13.11	+21.1
AFLAC s	AFL	1.04	2.4	14	46.19	38.31	2300	43.68	
AG MtgeIT	MITT	2.00f	10.4	7	19.95	16.31	63	19.18	+.9
AG Mtg pfA	MITTpA	2.06	8.0	...	25.92	24.88	3	25.80	+1.8
AG Mtg pfB	MITTpB	2.00	7.8	...	25.73	24.50	4	25.63	+1.2
AGCO	AGCO	.60	1.0	26	75.95	56.36	1232	59.48	-16.7
AH Belo	AHC	.32	7.0	...dd	5.80	4.25	6	4.60	-4.2
AK Steel	AKS	...	...	24	6.88	4.00	20803	5.21	-8.0
AMC Ent	AMC	.80	5.2	...dd	21.20	10.80	1607	15.50	+2.6
AMCON	DIT	.72	.8	20	100.95	80.95		86.00	-12.1
AMN Hlth	AMN	...	...	24	68.20	34.85	432	60.60	+23.0
ARC Docu	ARC	...	...	16	4.84	1.62	86	2.41	-5.5
ASA Gold	ASA	.04e	.4	...q	12.99	9.86	74	9.96	-12.0
AT&T Inc	T	2.00	6.3	12	39.80	30.80	50474	31.68	-18.5
AT&T 66 n	TBB	...	...	...	26.72	24.47	152	25.01	-4.1
A10 Ntwks	ATEN	...	...	...dd	8.25	5.63	302	7.16	-7.3
AU Optron	AUO	.18e	...	...	4.76	3.31	716	4.10	+10.8
AVX Cp	AVX	.46	2.6	...dd	20.22	14.51	182	17.75	+2.6
AXA EqH n	EQH	...	...	...	22.25	19.90	1173	21.59	+.9
AZZ Inc	AZZ	.68	1.2	24	56.05	39.50	208	54.85	+7.3
Aarons	AAN	.12	.3	10	49.77	34.29	612	44.99	+12.9
AbbottLab	ABT	1.12	1.7	27	65.50	48.05	6378	64.40	+12.8
AbbVie	ABBV	3.84	4.2	16	125.86	69.38	7962	91.54	-5.3
AberFitc	**ANF**	**.80**	**3.3**	**17**	**29.20**	**9.03**	**2733**	**24.40**	+40.0
AbdAsPac	FAX	.42	9.7	...q	5.29	4.30	588	4.31	-11.7
AbdAustEq	IAF	.70e	11.4	...q	6.77	5.85	48	6.16	-3.3
AbdnChile	CH	.58e	8.2	...q	9.64	6.76	118	7.10	-20.5
AbdGlbInc	FCO	.84	10.4	...q	9.48	7.81	34	8.11	-8.0
AbdEMSmC	ABE	.21e	1.4	...q	15.82	12.76		14.69	+1.0
AbdGChina	GCH	.03e	.2	...q	14.02	11.44		12.37	-.7
AbdnIndo	IF	.52e	...	...q	8.18	6.88		7.13	-6.7
AbdnIsrael	ISL	.35e	1.1	...q	21.97	18.10		18.68	-2.4
AbdJapnEq	JEQ	.48e	.7	...q	9.89	8.39	5	8.57	-5.0
AbdnLatA	LAQ	1.21e	1.8	...q	30.00	24.00		26.38	-1.3
AbSingaFd	SGF	1.09e	8.0	...q	13.89	11.23		13.59	+9.4
AcadIBD50	FFTY	...	...	...q	35.94	28.10		32.13	-3.2
AcadiaRlt	AKR	1.08	4.1	23	30.63	21.34	552	26.59	-2.8
Accenture	ACN	2.66	1.6	26	168.95	127.26	2497	165.17	+7.9
AccoBrds	ACCO	.24	1.7	24	14.63	10.35	298	14.00	+14.8
AcmeU	ACU	.44	2.1	20	28.76	18.51	6	20.52	-12.3
AcornInt rs	ATV	...	...	...	38.86	9.33	8	24.60	+39.4
ActiniumP	ATNM	...	...	...dd	1.02	.33	1830	.77	+16.6
Act Rep n	GOP	...	...	...	23.61	19.73		22.40	+4.3
Act Dem n	DEMS	...	...	...	21.58	20.01		21.08	-.8
Act TxR n	TAXR	...	...	...	23.79	19.42	8	22.02	+3.0
Actuant	ATU	.04	.1	...cc	30.05	21.50	435	27.60	+9.1
Acuity	AYI	.52	.4	15	208.83	109.98	426	130.93	-25.6
Acushnet n	GOLF	...	...	...	25.66	15.16	193	23.83	+13.0
AdaDvsEq	ADX	1.32e	1.2	...q	16.11	14.30	116	16.02	+6.6
AdamsNR	PEO	1.32e	1.0	...q	21.48	16.90	71	19.99	+.8
AdmRsc	AE	.88	2.2	...dd	50.59	32.80	12	40.64	-6.6
Adecaogro	AGRO	...	...	...	11.15	7.20	941	8.35	-19.2
▼Adient n	ADNT	1.10	2.4	...	86.42	46.16	1244	45.65	-42.0
▲AdtalemGl	ATGE	.36	.7	22	53.60	30.15	452	54.15	+28.8
AdvAuto	AAP	.24	.2	25	145.20	78.81	794	139.99	+40.4
AdvDisp n	ADSW	...	...	...	25.80	21.50	606	23.77	-.7
AdvDrainS	WMS	.32f	1.1	24	31.00	17.90	134	28.50	+19.5
Advansx n	ASIX	...	...	...	46.51	29.55	129	38.99	-7.3
AdvOil&Gs	**AAV**	**...**	**...**	**6**	**7.28**	**2.70**	**234**	**3.50**	-18.6
AdvClayCv	AVK	1.13	7.2	...q	16.80	14.62	50	15.63	-1.6
AdvCCvII	AGC	.56	10.0	...q	6.49	5.40	72	5.61	-6.3
AdvClEnh	LCM	.84	10.8	...q	8.87	7.67	46	7.80	-6.5
AdSDorWr	AADR	.32e	.6	...q	64.00	47.31	12	54.41	-7.5
AdvPerHY	HYLD	3.54e	9.5	...q	37.20	35.62		37.10	+2.6
AdSNewT n	FNG	...	...	...	24.13	19.60	19	21.72	+1.2
AdvSh ef n	CWS	...	...	...	32.47	27.57		32.18	+2.7
AdvS Kor n	KOR	...	...	...	32.69	26.11		26.57	-14.3
AdvSmCap	SCAP	...	...	...	39.72	31.00		39.69	+13.4
AdvPacFlt	FLRT	1.56e	...	...q	50.07	48.52	2	49.28	-.1
AdvSSage	HOLD	.41e	.4	...q	103.68	99.03		99.26	
▼AdvNflMS	MINC	1.34e	2.8	...q	48.91	47.01	75	47.89	-1.0
AdvSStarG	VEGA	...	...	...q	31.97	28.75	1	31.74	+3.0
Adv GlEch n	GIVE	...	...	...					
AdvTrTabs	TTFS	.47e	.7	...q	75.63	64.11	3	68.75	-3.8
AdvMeidll	MATH	...	...	...q	35.56	29.45		33.00	-2.3
AdMadGBd	FWDB	.73e	2.9	...q	27.29	24.20	3	25.48	-1.5
AdMadIntl	FWDI	.37e	1.2	...q	33.10	28.22		30.50	-1.8
AdMadDm	FWDD	.18e	.3	...q	57.19	47.83		54.73	+2.3
AdvActBear	HDGE	...	...	...q	8.91	7.43	78	7.66	-2.3
Aecom	ACM	...	...	10	39.90	30.15	557	32.52	-12.5
AegeanMP	ANW	.08	5.1	4	5.35	.60	839	1.56	-63.7
Aegon	AEG	.25e	4.0	...	7.48	5.40	2340	6.32	+.3
Aegon cap	AEH	1.59	6.1	...	26.52	25.40	41	26.00	+.7
Aegon 6.5	AED	1.63	6.2	...	26.83	24.55	21	26.15	+.8
Aegon flt	AEB	.77	3.1	...	25.35	23.55	11	24.98	+3.3
Aegon42	AEK	2.00	7.9	...	27.04	25.50		25.28	-4.7
AerCap	AER	...	...	9	56.26	47.70	629	55.75	+6.0
Aerocntry	ACY	...	...	3	17.34	10.10	6	16.90	+10.9
AerohiveN	HIVE	...	...	...dd	6.50	3.02	165	4.03	-30.9
AerojetR	AJRD	...	...	...dd	36.25	22.97	936	29.05	-6.9
Aetna	AET	2.00	1.1	18	194.40	149.69	2123	187.56	+4.0
AffilMgrs	AMG	1.20	.8	12	216.99	145.00	561	151.68	-26.1
Agilent	A	.60	.9	76	75.00	58.22	2454	64.79	-3.3
Agnico g	AEM	.44	...	42	51.86	37.35	1217	44.46	-3.7
AgreeRlt	ADC	2.16f	4.1	28	54.70	43.74	212	52.71	+2.5
Air Inds	AIRI	.60	40.3	...	1.95	1.15	23	1.49	-11.8
AirLease	AL	.40	.9	5	50.70	38.46	440	42.93	-10.7
AirProd	APD	4.40	2.8	23	175.17	141.88	1933	155.29	-5.4
AirPrd wi	APD/WI	...	...	...					
Aircastle	AYR	1.12	5.5	9	25.30	18.97	296	20.26	-13.4
AlaPw pf Q	ALPpQ	1.25	4.9	...	27.05	24.49	12	25.57	-3.8
AlamoGp	ALG	.44	.5	24	120.58	86.41	83	89.89	-20.4
AlamosGld	AGI	.02	.4	...	8.58	4.83	1485	5.37	-17.5
AlaskaAir	ALK	1.28f	2.2	8	88.74	57.53	2931	59.01	-19.7
AlbnyIn	AIN	.68	1.1	55	68.85	49.20	96	64.40	+4.8
Albemarle	ALB	1.34f	1.5	20	144.99	86.75	1318	90.90	-28.9
Alcoa Cp	AA	...	...	21	62.35	35.54	8244	42.49	-21.1
AlexB Inc	ALEX	.28	1.2	33	30.35	20.83	413	24.16	-12.9
Alexanders	ALX	18.00	4.7	...	436.80	332.98	4	381.13	-3.7
AlexREE	ARE	3.72f	3.0	31	134.37	114.00	487	122.87	-5.9
AlxRE pfD	AREpD	1.75	5.0	...	37.59	33.99		35.24	-4.7
AlexcoR g	AXU	...	...	...	1.85	1.10	452	1.21	-23.9
AlgonPw n	AQN	.51f	...	...	11.34	9.45	215	9.81	-12.1
Alibaba	BABA	...	...	56	211.70	147.50	18402	189.00	+9.6
Timmins g	TGD/O	...	...	1				.48	
Alio Gld rs	ALO	...	...	...	4.94	1.32	87	1.41	-61.6
AllegCp	Y	...	...	...cc	639.42	521.07	47	617.52	+3.6
AllegTch	**ATI**	**...**	**...**	**...dd**	**30.25**	**16.82**	**6382**	**28.67**	+18.8
Allegion	ALLE	.84	1.1	...	89.81	73.85	1329	79.82	+.3
Allergan	AGN	2.88	1.6	11	256.80	142.81	1426	174.96	+7.0
Allergn pfA	AGNpA	55.00	10.1	...	907.69	541.23		543.50	-7.3
Allete	ALE	2.24	2.9	23	81.24	66.64	246	77.06	+3.6
AlliCAMun	AKP	.70	5.3	...q	14.02	12.49	22	13.30	-2.1
AlliData	ADS	2.28	1.0	14	278.33	192.02	460	232.51	-8.3
AlliBNtlMu	AFB	.75	5.9	...q	14.22	12.32	31	12.67	-5.5
AlliOne rs	AOI	...	...	...dd	30.70	9.85	74	14.70	+10.9
AlliBGlbHi	AWF	.84	7.2	...q	13.12	11.46	286	11.59	-9.2
AlliNYMun	AYN	.67	4.7	...q				14.29	
▲AlliBern	AB	2.57e	8.5	14	30.48	22.55	287	30.30	+21.0
AlliantEg s	LNT	1.34	3.2	21	45.52	36.84	1754	42.19	-1.0
AlliGlCvInc	NCV	.78	11.1	...q	7.28	6.41	242	7.03	
AlliGblCv2	NCZ	.69	11.4	...q	6.49	5.70	204	6.07	-2.3
AlliNFJDv	NFJ	1.20	9.4	...q	13.81	12.29	199	12.80	-1.9
▲AlliGlEqCv	NIE	1.52	6.5	...q	23.38	19.03	85	23.29	+10.2
Allz24Tgt n	CBH	...	...	...	10.05	8.75	62	9.18	+.9
▲AllnzgDI&Cv	ACV	2.00	8.3	...q	24.13	20.03	27	24.16	+10.6
AlldCap47	AFC	1.72	6.7	...	26.31	25.14	14	25.55	+.3
AllisonTrn	ALSN	.60	1.4	15	45.69	32.93	1247	41.57	-3.5
Allstate	ALL	1.84	2.0	14	105.36	85.59	1593	93.23	-11.0
Allstat pfA	ALLpA	1.41	5.6	...	26.43	24.63	4	25.22	-1.5
Allstate 53	ALLpB	1.28	4.9	...	28.00	25.10	12	26.16	-.3
Allstat pfC	ALLpC	1.69	6.6	...	26.99	25.39	18	25.56	-1.8

Name	Ticker Symbol	Div	Yield	PE	52-week High	Low	Vol 1000s	Last	YTD %Chg
Allstat pfD	ALLpD	1.66	6.4	...	27.98	25.60	3	25.76	-2.4
Allstat pfE	ALLpE	1.66	6.4	...	27.35	25.70	57	25.74	-1.9
Allstat pfF	ALLpF	1.56	5.9	...	27.81	25.02	9	26.33	-1.0
AllyFincl	ALLY	.60f	2.2	12	31.29	21.48	2587	27.87	-4.4
AlmadM n	AAU	...	...	...	1.32	.67	48	.70	-32.3
AlpUSQVal	QVAL	1.35e	4.3	...q	33.51	25.01	8	31.49	+2.5
AlpValuIntl	IVAL	1.35e	4.3	...	35.03	30.29	6	31.09	-5.9
AlpMoIntQ	IMOM	...	...	...q	33.00	26.74	2	29.37	-3.3
AlpMoUSQ	QMOM	...	...	...	33.24	24.94	0	31.96	+11.7
AlpArcVl n	VMOT	...	...	...	31.39	25.52	29	29.09	+.4
AlphaPro	APT	...	...	17	4.25	3.15	9	3.40	-15.0
AlpGDDiv	AGD	.78	7.5	...q	11.55	9.85		10.40	-3.7
AlpGPPrp	AWP	.60	9.6	...q	6.98	5.75		6.28	-6.8
AlpTotDiv	AOD	.69	7.8	...q	10.03	8.39		8.85	-6.5
AlpsETF	GRI	1.52e	3.5	...q	47.47	40.28	2	43.73	-2.7
AlpsEqSect	EQL	1.83e	2.6	...q	73.29	63.89	2	71.04	+2.2
AlpDisrTc n	DTEC	...	...	...	29.82	24.40	14	28.75	+14.0
AlpBzSoMed	BUZ	...	...	...	38.12	28.31	1	37.22	+16.2
AlpsRivFlex	RFFC	...	...	...	36.59	30.68	9	35.37	+1.8
Alps RivDiv	RFDA	...	...	...	33.92	28.25	4	33.05	+4.4
AlpRvrCare	RFCI	...	...	...	26.24	23.73	20	23.90	-3.2
AlpRivUncn	RFUN	...	...	...	26.57	24.98	6	25.14	-3.5
AlpSprtJG	SGDJ	...	...	...q	38.94	27.95	12	28.72	-14.5
AlpMedBrk	SBIO	...	...	...q	39.50	27.19	162	38.06	+16.1
AlpSprotG	SGDM	.12e	.6	...q	22.94	18.32	8	18.80	-9.2
AlpWkplEq	EQLT	.42e	1.1	...q	39.15	32.95	3	37.19	+2.6
AlpEDvDg	EDOG	.73e	3.3	...q	27.38	20.95	6	22.18	-12.7
AlpAlerEn	ENFR	1.35e	6.0	...q	24.50	19.24	5	22.53	-2.4
AlpIntDvDg	IDOG	1.47e	5.4	...q	30.26	26.64	37	27.41	-4.3
▲AlpBarr400	BFOR	.25e	.6	...q	44.67	36.66	21	44.06	+6.0
AlpRivStInc	RIGS	.30e	1.2	...q	25.76	24.28	13	24.45	-2.8
AlpsDvDog	SDOG	1.40e	3.1	...q	49.27	41.57	244	45.09	-1.6
AlpAlerMLP	AMLP	1.35e	12.8	...q	12.07	9.01	17607	10.56	-2.1
Alteryx n	AYX	...	...	...	44.25	18.64	1176	42.52	+68.3
Altice n	ATUS	...	...	...dd	31.32	14.60	5613	16.76	-12.1
AltisrcAst	AAMC	...	...	...dd	116.00	55.00		64.15	-21.4
AltisResid	RESI	.60	5.9	...dd	13.20	9.87		10.22	-13.8
Altria	MO	2.80f	4.8	18	74.38	53.91	7578	57.99	-18.8
AlumChina	**ACH**	**...**	**...**	**...**	**23.54**	**9.80**	**206**	**11.48**	-36.0
ATrFn pfA	AFSIpA	1.69	9.0	...	25.28	13.96	8	18.76	-8.9
AmTrF pfB	AFSIpB	1.81	9.1	...	25.23	12.92	8	19.98	-8.6
AmTrF pfC	AFSIpC	1.91	9.1	...	25.57	14.91	12	20.93	-7.0
AmTrF pf F	AFSIpF	...	...	...	24.19	13.93	18	19.60	-4.5
AmTrF pfE	AFSIpE	...	...	...	25.94	14.80	21	22.80	-.5
AmTrFn 7.5	AFST	...	...	...	27.79	23.30	19	24.90	-3.8
AmTrFn 55	AFSS	1.81	7.4	...	26.36	21.41	11	24.39	-2.4
AmTrF pfD	AFSIpD	1.88	8.7	...	25.46	14.42	10	21.66	-2.4
AmberRd	AMBR	...	...	...dd	10.29	6.14	65	8.80	+19.9
Ambev	ABEV	.05e	1.0	9	7.43	4.58	29389	4.99	-22.8
AmbowEd n	AMBO	...	...	...					
Ameren	AEE	1.83	3.0	21	64.89	51.89	1331	61.00	+3.4
Ameresco	AMRC	...	...	21	13.95	6.10	69	12.75	+48.3
AMovilL	AMX	.17e	1.0	25	19.91	14.85	3826	16.93	-1.3
AmMovl A	AMOV	...	...	...	19.87	14.77	11	16.90	-.6
AmAssets	AAT	1.08f	2.9	23	41.69	30.62	355	37.39	-2.2
AmAxle	AXL	...	...	4	20.27	13.38	1123	15.98	-6.2
AmCampus	ACC	1.84f	4.5	50	49.17	34.52	1850	40.60	-1.0
AEagleOut	AEO	.55f	2.2	19	25.77	10.23	3654	24.52	+30.4
AEP	AEP	2.48	3.6	18	78.07	62.71	4200	69.06	-6.1
AEqInvLf	AEL	.24f	.7	21	37.16	25.43	363	35.23	+14.6
AmExp	AXP	1.40	1.4	15	103.24	83.33	3153	101.71	+2.4
AFnclGrp	AFG	1.40	1.3	19	121.69	95.19	479	111.23	+2.5
AFnclGp 54	AFGE	1.56	6.0	...	27.21	25.20	3	25.92	-1.1
AFnclGp 55	AFGH	1.50	5.8	...	28.18	25.00	4	25.77	-1.7
AHm4Rent	AMH	.20	.9	...	23.23	18.39	1542	22.38	+2.5
AHm4R pfC	AMHpC	1.38	4.8	...	29.10	27.85		28.36	-.3
AHm4Rn pfD	AMHpD	1.63	6.2	...	27.73	24.61	36	26.14	-4.5
AHm4R pfE	AMHpE	1.59	6.1	...	27.53	24.53	3	26.09	-2.6
AH4Rn pfG	AMHpG	1.47	6.1	...	26.38	22.27	3	24.24	-3.7
AHm4R pfF	AMHpF	...	...	...	26.27	22.43	39	24.90	-2.6
AIG wt	AIG/WS	...	...	...	24.50	16.33		20.10	+10.9
AmIntlGrp	AIG	1.28	2.4	...dd	67.30	49.57	3642	53.70	-9.9
AmLorain	ALN	...	...	...dd	.44	.14	23	.20	+10.8
AMidstrm	AMID	1.65	14.5	...dd	15.25	9.42	225	11.35	-15.0
AmrRlty	ARL	...	...	...dd	21.57	8.00	3	18.83	+46.5
AmRenAs n	ARA	...	...	...	24.07	9.91	136	16.63	-4.4
AmShrd	AMS	...	...	15	4.10	2.25	26	3.06	+17.8
AmStsWtr	AWR	1.02	1.7	33	60.95	46.87	171	60.17	+3.9
AmTower	AMT	3.08f	2.2	41	155.28	130.37	3230	141.57	-.8
ATowr pfB	AMTpB	5.50	4.7	...	135.99	114.00		117.60	-6.5
AVangrd	AVD	.08	.4	39	24.00	17.50	74	21.00	+6.9
AmWtrWks	AWK	1.82f	2.1	38	92.37	76.04	516	87.42	-4.4
AmerSilvr n	USAS	...	...	...				3.65	
Amerigas	APU	3.80	8.7	35	48.37	39.41	124	43.61	-5.7
Ameriprise	AMP	3.60f	2.5	12	183.90	129.87	1115	142.46	-15.9
AmeriBrgn	ABC	1.52	1.8	10	106.27	71.90	921	83.93	-8.6
Ametek	AME	.36	.5	31	79.32	60.95	1025	73.44	+1.3
AmiraNatF	ANFI	...	...	...	6.97	1.62	97	1.97	-52.8
Ampco	AP	...	...	...dd	18.60	8.49	30	9.65	-22.2
Amphenol	APH	.92f	1.0	36	93.62	74.03	1599	88.88	+1.2
AmpioPhm	AMPE	...	...	...	4.95	.38	1083	2.91	-28.5
AmpSrLn n	YESR	...	...	...	28.57	23.85	0	24.18	-.9
AmpDivOpt	DIVO	...	...	...	30.56	26.15	1	29.29	+1.0
AmplOil n	AMLX	...	...	...	14.41	9.17		9.61	-15.7
Ampliph rs	APHB	...	...	...dd	2.05	.70	100	1.06	+5.0
Amrep	AXR	...	...	10	7.71	6.44		7.40	+5.4
Anadarko	APC	1.00	1.4	84	76.70	39.96	3002	72.36	+34.9
Anadrk 18	AEUA	3.75	11.4	...	40.92	28.60		32.89	-5.1
Andeavor	ANDV	2.36	1.7	40	151.89	89.58	1003	138.98	+21.5
AndeavLog	ANDX	4.42f	10.4	21	55.21	40.66	474	42.61	-7.8
Anf DvAlt n	DALT	...	...	...	10.90	9.62	31	10.33	+1.7
AnglogldA	AU	...	...	...	12.00	7.81	4209	8.23	-19.2
ABInBev	BUD	3.19e	3.0	26	126.50	91.70	1257	104.97	-5.9
Anixter	AXE	...	...	16	88.85	56.25	384	71.60	-5.8
Annaly	NLY	1.20	11.5	12	12.58	9.95	5844	10.48	-11.9
Annaly pfC	NLYpC	1.91	7.5	...	26.02	25.00	6	25.55	+.2
Annaly pfD	NLYpD	1.88	7.4	...	25.85	24.06	20	25.48	+.5
Annaly pfG	NLYpG	1.63	6.7	...	24.83	23.35	64	24.27	-2.1
Annaly pfF	NLYpF	...	...	...	26.59	24.54	29	25.56	-1.0
Annaly pfE	NLYpE	1.91	7.6	...	25.89	25.12		25.26	
Antero n	AMGP	.16e	.8	...	22.39	14.85	171	19.06	-3.3
AnteroMid	AM	1.56f	5.0	24	35.10	24.20	485	31.46	+8.3
AnteroRes	AR	1.00	4.7	44	22.69	16.31	1650	21.06	+10.8
Anthem	ANTM	3.00	1.2	16	267.95	179.40	1459	246.08	+9.4
Anthem un	ANTX	2.63	4.6	...	64.78	47.02		56.86	+1.5
Anworth	ANH	.60	12.1	10	6.21	4.55	375	4.95	-9.0
Anwrth pfA	ANHpA	2.16	8.1	...	27.49	25.35	5	26.75	+1.2
Anwrth pfB	ANHpB	1.56	5.9	...	30.60	24.60		26.54	-3.3
Anwrth pfC	ANHpC	1.91	7.6	...	25.59	24.46	1	25.12	-.2
Aon plc	AON	1.60f	1.1	29	152.78	130.87	789	147.20	+9.9
Apache	APA	1.00	2.2	29	51.21	33.60	2289	45.05	+6.7
AptInv	AIV	1.52	3.7	24	46.72	37.97	478	41.49	-5.1
AptInv pfA	AIVpA	1.72	6.7	...	27.80	25.52	0	25.64	-6.4
ApolloCRE	ARI	1.84	9.8	11	19.06	17.56	976	18.85	+2.2
ApoCRE pfA	ARIpA	2.16	...	...					
ApoCRE pfC	ARIpC	...	...	...	25.88	24.80	24	25.45	-1.4
ApolloGM	APO	1.95e	5.4	12	37.35	27.33	608	35.85	+7.1
ApollG pfA	APOpA	1.59	6.3	...	26.62	23.98	24	25.31	-3.7
ApolG pfB	APOpB	1.59	6.4	...	25.20	24.25	76	24.95	+.5
ApolloI 43	AIY	1.72	6.8	...	26.86	24.99	2	25.14	-3.6
ApollSrFlt	AFT	1.08a	6.7	...q	18.69	16.00	87	16.18	-.2
ApolloTact	AIF	1.20a	7.7	...q	16.52	15.32	57	15.49	-1.7
AppHReit n	APLE	1.20	6.7	29	20.19	16.72	744	18.02	-7.6
ApldIndlT	AIT	1.20	1.6	20	76.55	54.00	173	74.05	+8.7
Aptargrp	ATR	1.28	1.4	28	96.83	79.97	225	94.75	+9.8
Aptiv	APTV	.22	.2	18	103.23	72.83	1652	93.22	+9.9
AquaAm	WTR	.88f	2.4	27	39.55	32.37	403	36.58	-6.8
Aquantia n	AQ	...	...	...	18.49	9.60	256	13.23	+16.8
Acquavnt n	WAAS	...	...	...	17.70	10.87	54	16.05	+3.4
Aramark	ARMK	.42	1.1	20	46.09	36.29	1383	39.49	-7.6
ArborRT	ABR	1.00f	9.0	9	11.72	7.88	1459	11.08	+28.2
Arbor prA	ABRpA	2.06	7.9	...	26.23	24.81	1	26.00	+2.6
ArborR pfB	ABRpB	1.94	7.6	...	25.95	24.59	0	25.54	-.1
ArborR pfC	ABRpC	2.13	8.0	...	26.68	25.51	0	26.55	+1.4
ArborRT 21	ABRN	1.84	7.3	...	25.87	25.02		25.26	-.7
ArcLogist	ARCX	1.76	10.7	23	17.17	13.85		16.51	
ArcelorM rs	MT	.10p	...	7	37.50	24.74	2617	30.93	-4.3
ArchCoal	ARCH	1.60	2.0	8	102.61	68.95	375	81.63	-12.4
ArchDan	ADM	1.34	2.8	19	48.26	38.59	4610	47.30	+18.0
Archrock	AROC	.48	3.8	34	13.35	8.25	434	12.60	+20.0

Name	Ticker Symbol	Div	Yield	PE	52-week High	Low	Vol 1000s	Last	YTD %Chg
Arconic	ARNC	.24	1.2	...dd	31.17	16.47	3078	19.43	-28.7
Arconic pf	ARNCp	3.75	4.3	...	92.00	84.56	1	88.00	+2.5
Arconic pfB	ARNCpB	2.69	6.9	...	42.08	38.33		38.90	
ArcosDor	ARCO	...	...	33	10.80	6.75	851	7.00	-32.4
ArcusBio n	RCUS	...	...	...	19.67	10.83	55	11.54	-32.9
Ardaugh n	ARD	.56	3.3	...	23.72	15.98	106	16.75	-20.6
ArdmoreSh	ASC	...	...	...dd	9.05	6.40	310	6.95	-13.1
AresCmcl	ACRE	1.12f	8.0	12	14.25	11.96	68	13.98	+8.4
AresDyCr	ARDC	1.40	8.8	...q	16.73	15.48	58	16.00	-2.6
AresMgmt	ARES	1.18e	5.6	14	25.95	17.40	360	21.10	+5.5
AresMg pfA	ARESpA	1.75	6.5	...	27.35	25.31	12	26.79	+1.1
Argan	AGX	1.00	2.7	8	69.95	34.90	151	37.70	-16.2
ArgoGp42	ARGD	1.63	6.4	...	25.51	25.00	10	25.31	+.1
ArgoGpInt	ARGO	1.08b	1.8	13	65.90	48.83	55	61.25	+14.3
AristaNetw	ANET	...	...	54	311.67	141.78	587	266.30	+13.0
ArkInnova	ARKK	...	...	...q	48.57	29.28	502	45.88	+23.7
ArkIndInno	ARKQ	...	...	...q	37.14	28.35	11	35.11	+6.6
ArkGenom	ARKG	...	...	...q	31.89	21.72	121	30.19	+23.3
▲ArkWebX.O	ARKW	.94p	.7	...q	59.29	36.53	213	57.84	+25.5
Ark 3dPr n	PRNT	...	...	...	27.21	22.65	9	25.11	+3.0
Ark IsrTc n	IZRL	...	...	...	22.04	19.16	11	21.03	+3.3
ArlingAst	AI	2.20	21.8	5	13.78	9.88	383	10.09	-14.3
ArlingAst23	AIW	1.66	6.9	...	25.21	23.58	2	24.20	-1.0
ArlingAst25	AIC	1.69	7.0	...	24.85	23.05	1	24.19	-.2
ArlAsst pfB	AIpB	1.75	7.1	...	25.85	22.97	1	24.65	-1.2
ArmadaHof	AHH	.80	5.3	20	16.00	12.73	292	15.09	-2.8
ArmrR pfA	ARRpA	2.06	8.1	...	25.75	23.71	2	25.56	+.4
ArmrR pfB	ARRpB	1.97	7.9	...	25.29	24.09	7	24.99	-.1
ArmourR rs	ARR	2.72	11.9	5	27.55	21.40	363	22.94	-10.8
ArmsFloor	AFI	...	...	64	17.91	12.03	53	13.52	-20.1
ArmstrWld	AWI	...	...	16	70.95	43.77	379	66.40	+9.7
ArmstW wi	AWI/WI	...	...	...				41.30	
ArrwDJYld	GYLD	1.59e	9.0	...q	19.24	16.98	12	17.62	-2.1
ArrowEl	ARW	...	...	11	87.26	72.31	317	74.96	-6.8
ArwQVMEq	QVM	...	...	...q	30.15	25.03		28.62	+3.2
ArtisanPtr	APAM	2.40a	7.4	22	41.45	29.00	298	32.40	-18.0
AskanoG g	AKG	...	...	...	1.52	.43	372	1.07	+51.6
AsburyA	ABG	...	...	10	76.50	49.10	328	69.95	+9.3
AshfordHT	AHT	.48	5.9	...dd	8.66	5.42	391	8.09	+20.2
Ashfrd pfD	AHTpD	2.11	8.1	...	26.17	25.06	6	25.96	+3.1
AshfHT pfF	AHTpF	1.84	7.7	...	25.50	22.21	8	24.01	-5.5
AshfrH pfG	AHTpG	1.84	7.6	...	25.44	22.23	7	24.12	-4.0
AshfrdH pfH	AHTpH	1.88	7.7	...	25.47	22.44	6	24.56	-3.3
AshfrdH pfI	AHTpI	1.88	7.7	...	25.16	22.62	23	24.30	-3.2
Ashford	AINC	...	...	20	109.82	47.03	8	76.25	-18.0
▲Ashland	ASH	1.00f	1.2	46	82.85	59.80	1046	81.95	+15.1
AsiaPc	APB	.61e	2.1	...q	15.71	13.00	3	13.57	-5.9
AsiaTigr	GRR	.07e	.6	...q	11.49	10.08		10.92	+4.9
AspenAero	ASPN	...	...	...dd	5.58	3.99	8	4.92	+.8
AspenIns	AHL	.96	2.4	...dd	52.40	34.80	1157	40.45	-.4
Aspen pfC	AHLpC	1.49	5.8	...	28.99	25.21	16	25.78	-5.5
AspIns pfD	AHLpD	1.41	5.7	...	26.60	23.71	11	24.75	-4.0
AscBnc pfC	ASBpC	1.53	5.9	...	27.50	25.28	2	26.10	-4.0
AsscBc pf D	ASBpD	...	...	...	26.65	24.08	2	25.03	-3.6
AsscdBanc	ASB	.60	2.2	17	29.03	20.95	1405	27.90	+9.8
AsdBan wt	ASB/WS	...	...	...				2.80	
AssocCap n	AC	.20	.5	...	42.50	32.20	14	38.05	+11.6
Assurant	AIZ	2.24	2.1	42	109.01	84.34	818	107.51	+6.6
AssuredG	AGO	.64	1.7	7	45.73	32.97	617	37.15	+9.7
AsdGMu01	AGOpB	1.72	6.7	...	26.40	25.36	1	25.73	-1.1
AsdGMu02	AGOpE	1.56	6.1	...	26.82	24.81	8	25.39	-2.9
AsdGMu03	AGOpF	1.40	5.6	...	25.81	24.13	1	24.92	-.6
AsteriasBio	**AST**	**...**	**...**	**...dd**	**3.75**	**1.20**	**271**	**1.65**	-26.7
▲AstraZen s	AZN	1.37e	3.7	9	37.37	28.43	1749	37.42	+7.8
AtHomGr n	HOME	...	...	50	40.97	20.07	512	36.92	+21.5
▼Atento SA	ATTO	.34p	...	10	12.90	5.85	86	5.85	-42.4
Athene n	ATH	...	...	...	55.22	43.09	687	45.15	-12.7
AtkoreInt n	ATRK	...	...	...	24.48	15.05	1215	23.27	+8.5
AtlPwr g	AT	.12	...	...dd	2.60	1.80	120	2.15	-8.5
ATMOS	ATO	1.94f	2.1	17	93.56	76.46	504	90.62	+5.5
AurynRs n	AUG	...	...	...	3.00	1.00	43	1.08	-34.0
AutoNatn	AN	...	...	12	62.02	38.59	665	48.18	-6.1
Autohome	ATHM	...	...	17	119.50	46.38	627	101.03	+56.2
Autoliv	ALV	2.32	2.2	16	115.42	75.32	440	103.38	+12.9
AutoZone	AZO	...	...	15	797.89	497.29	213	705.29	-.9
Auxilio n	AUXO	...	...	32	5.00	3.12		3.47	
▼Avalara n	AVLR	...	...	...	59.40	40.63	402	41.19	-6.6
AvalonHld	**AWX**	**...**	**...**	**...dd**	**3.64**	**1.83**	**2460**	**3.35**	+67.5
AvalonBay	AVB	5.88	3.4	23	193.41	152.65	704	170.58	-4.4
Avangrid n	AGR	1.76f	3.5	38	54.55	45.08	2178	50.09	-1.0
AvanosMd	AVNS	...	...	28	66.22	39.40		57.50	+24.5
AvayaHl n	AVYA	...	...	18	23.76	19.08	645	21.00	+5.0
AveICSFd	ACP	1.44	10.8	...q	14.93	13.31		13.36	-4.8
AveryD	**AVY**	**2.26f**	**2.0**	**29**	**123.67**	**90.41**	**1812**	**114.37**	-.4
Avianca	AVH	.18e	2.7	...	9.76	6.18	114	6.67	-16.9
AvinoSG g	ASM	...	...	...	1.89	1.08	152	1.15	-14.2
Avista	AVA	1.49f	3.0	28	52.91	47.50	461	50.28	-2.3
Avon	AVP	...	...	15	3.80	1.38	2927	1.47	-31.6
Axalta	AXTA	...	...	...	38.20	27.77	1190	29.86	-7.7
AXIS Cap	AXS	1.56	2.7	...dd	65.89	47.43	397	57.74	+14.9
AXIS pfD	AXSpD	1.38	5.5	...	25.98	23.79	7	25.07	-.6
AxisCap pfE	AXSpE	...	...	...	25.85	23.39	49	24.85	-1.3
Azul n	AZUL	...	...	...	35.05	15.53	1071	19.81	-16.9
AzurePwr n	AZRE	...	...	...	18.10	12.53	53	14.31	+.8

- B -

Name	Ticker Symbol	Div	Yield	PE	52-week High	Low	Vol 1000s	Last	YTD %Chg
B&G Foods	BGS	1.90f	6.2	9	39.75	22.00	465	30.45	-13.4
B2gold g	BTG	...	...	63	3.30	2.31	1413	2.51	-19.0
BB&T Cp	BBT	1.50a	2.9	15	56.31	43.03	5452	50.85	+2.3
BB&T pfD	BBTpD	...	...	...	26.35	24.87	32	25.91	+1.8
BB&T pfE	BBTpE	1.41	5.5	...	26.20	24.49	46	25.60	+1.3
BB&T pfF	BBTpF	1.30	5.2	...	25.67	23.50	8	25.19	+.6
BB&T pfG	BBTpG	1.30	5.2	...	25.85	23.57	20	25.08	-.3
BB&T pfH	BBTpH	1.41	5.3	...	27.33	24.95	30	26.49	-1.9
BBVABFrn	BFR	.25e	1.8	...	27.45	11.41	204	13.77	-45.4
BBX Cap n	BBX	.03	.3	11	10.17	5.87	348	8.82	+10.7
BCE g	BCE	3.02	...	...	49.06	40.19	652	42.00	-12.5
▲BG Staffing	BGSF	1.20f	4.7	30	24.86	14.26	418	25.75	+61.5
BGCPtrs 42	BGCA	2.03	7.9	...	26.73	25.25	6	25.58	-1.2
BHP BillLt	BHP	1.66e	3.3	...	52.17	38.51	3011	50.14	+9.0
BHPBil plc	**BBL**	**1.66e**	**3.7**	**...**	**47.92**	**33.58**	**1361**	**44.78**	+11.1
BP MidPt n	BPMP	...	...	...	23.00	16.83	197	21.61	+5.1
BP PLC	BP	2.38	5.3	24	47.83	33.90	3639	44.82	+6.6
BP Pru	BPT	3.60e	12.7	5	31.80	18.65	135	28.25	+40.5
BRF SA	BRFS	...	...	...	15.50	4.65	1953	6.37	-43.4
BRT	BRT	.80f	6.1	11	14.20	7.55	77	13.15	+11.5
BT Grp s	BT	.99e	6.7	...	21.16	13.53	824	14.79	-18.8
BWX Tech	BWXT	.64f	1.0	32	72.18	51.45	521	64.78	+7.1
B&W Ent n	BW	...	...	...dd	10.83	1.61	1085	2.23	-60.7
BabShDHi	BGH	1.84	9.8	...q	20.83	18.35	78	18.77	-3.1
BadgerMtr s	BMI	.52	1.0	52	53.30	41.00	131	51.90	+8.6
BakHuGE n	BHGE	.72f	2.2	...cc	38.10	25.53	5188	32.99	+4.3
BallCorp s	BLL	.40	1.0	20	43.24	34.71	1717	38.13	+.7
Ballanty	BTN	...	...	...dd	7.00	3.95	2	5.35	+15.1
BanColum	CIB	1.27e	2.7	...	51.38	36.38	376	47.56	+19.9
BancCalif	BANC	.52	2.7	15	23.40	17.10	496	19.10	-7.5
BcCalif pfC	BANCpC	2.00	7.6	...	27.00	25.46	1	26.21	-.1
BcCalif pfE	BANCpE	...	...	...	28.59	24.70	1	26.33	-.3
BcCal pfD	BANCpD	1.84	7.0	...	26.76	25.58	5	26.23	-1.2
BcBilVArg	BBVA	.27e	3.8	...	9.54	6.65	3021	7.14	-16.0
BcoBrades s	BBDO	.02r	.3	...	11.90	5.49	4	7.43	-11.8
BcoBrad s	BBD	.06a	.7	...	11.98	6.53	9602	8.16	-12.4
BcoLatin	BLX	1.54	6.3	13	30.50	23.12	76	24.43	-9.2
BcoMacro	BMA	...	...	26	136.10	54.83	178	68.02	-41.3
BcoSantSA	SAN	.21e	3.9	...	7.57	5.25	10323	5.52	-15.6
BcoSBrasil	BSBR	.29e	3.2	6	12.11	7.20	1143	8.96	-7.3
BcSanChile	BSAC	.85e	2.6	...	35.09	25.76	289	32.18	+2.9
BcoChile	BCH	2.12e	2.3	...	106.50	79.60	13	93.00	-3.7
BcpSouth	BXS	.56	1.7	...	35.55	27.20	744	33.70	+7.2
Bcp NJ	BKJ	.24b	1.4	28	17.95	14.43	7	17.35	-.2
BancFd pfA	BCVpA	1.34	...	...					
BancrftFd	BCV	1.27e	5.7	...q	24.19	19.66	15	22.36	+2.8
BkofAm	BAC	.48	1.6	16	33.05	22.75	64737	30.83	+4.4
BkAML pfI	BMLpI	1.59	6.2	...	26.39	25.26	42	25.46	-2.0
BkAML pfJ	BMLpJ	1.02	4.2	...	25.09	22.64	8	24.21	+3.6
BkAm pfD	BACpD	1.55	6.1	...	26.25	25.32	48	25.43	-1.6
BkAm pfE	BACpE	1.02	4.9	...	25.09	23.03	8	24.29	+2.0
BkAm pfI	BACpI	1.66	6.6	...	26.87	25.00		25.29	-4.4
BkAm pfL	BACpL	72.50	5.7	...	1352.71	1187.95	21	1265.75	-4.0
BkAm pfW	BACpW	1.66	6.4	...	27.53	25.85	86	26.09	-3.9
BkAm pfY	BACpY	1.63	6.2	...	27.39	25.82	95	26.04	-3.6
BkAm wtA	BAC/WS/A	...	...	...	19.88	10.69		19.73	+12.4
BkAm wtB	BAC/WS/B	...	...	...	3.29	.51		3.24	+51.4
BkAm pfA	BACpA	...	...	...	27.51	25.25	43	25.92	-4.7
BkAm pfC	BACpC	...	...	...	27.83	25.41	50	25.98	-5.3
BkAML pfL	BMLpL	1.02	4.3	...	25.30	22.14	10	23.93	+1.8
BkAML pfH	BMLpH	.77	3.4	...	23.11	20.09	4	22.44	+3.8
BkAML pfG	BMLpG	.77	3.4	...	22.97	20.31	7	22.34	+3.2
Bk of But n	NTB	1.28	2.7	...	49.36	31.36	116	46.95	+29.4
BkHawaii	BOH	2.40	2.9	18	89.09	74.72	262	83.06	-3.1
BkMont g	BMO	3.84e	...	...	84.71	71.37	337	79.03	-1.2
BkNYMel	BK	1.12f	2.1	13	58.99	49.39	5004	54.19	+.6

STOCK GLOSSARY — **bt** - primary exchange listing BATS **cld** - issue has been called for redemption by company **d** - new intraday 52-week low **g** - dividends paid in Canadian funds, PE not shown **h** -Does not meet continued-listing standards **lf** - late filing with SEC **n** - stock was a new issue in the last year - the 52-week high and low figures are calculated from their start date **pf** - preferred stock issue **pr** - preferences **rs** - stock has undergone a reverse stock split, decreasing outstanding shares by at least 50 percent within the past year **rt** - right to buy security at a specified price **s** - historical prices have been adjusted for a split or distribution of 20 percent or more in the last 12 months. **wi** - trades will be settled when the stock is issued **wd** - when distributed **wt** - warrant, allowing a purchase of a stock **u** - new intraday 52-week high **un** - unit, including more than one security **v** - Trading halted on primary market **vj** - company in bankruptcy, receivership or being reorganized under the bankruptcy law - this appears in front of the name **DIVIDEND FOOTNOTES: a:** Extra dividend(s) paid, but are not included; **b:** Annual rate plus stock dividend; **c:** Dividend from a liquidating company; **e:** Declared or paid preceding 12 months; **f:** Annual rate, increased on last declaration. **i:** Declared or paid after dividend or split; **k:** Declared or paid this year, an accumulative issue with dividends in arrears; **r:** Declared or paid in last 12 months plus stock dividend; **m:** Annual rate, reduced on last declaration. **p:** Initial dividend, annual rate unknown; yield not shown. **t:** Paid in stock in preceding 12 months, estimated cash value on ex-dividend or ex-distribution date **PE footnotes q** - stock is a closed-end fund - no P/E ratio shown **cc** - P/E exceeds 99 **dd** - loss in last 12 months

Continued on **next page**

Continued from **previous page**

NYSE

Name	Ticker Symbol	Div	Yield	PE	52-week High	52-week Low	Vol 1000s	Last	YTD %Chg
BkNYM pfC	BKpC	1.30	5.1	...	26.39	23.75	18	25.30	+.6
BkNova g	BNS	3.28f	...	9	66.78	55.85	594	58.13	-9.9
BankUtd	BKU	.84	2.1	15	44.97	30.37	1569	40.74	
BarHarbr s	BHB	.80f	2.7	20	32.48	25.09	11	29.12	+7.8
Br iPthCrd	OILB	...	...	...	74.18	46.29	3	69.68	+17.8
BarFlEur	FEEU	...	...	...q	148.71	111.39		120.10	-9.3
BarcFl HY	FIGY	...	...	...q	185.67	127.16		159.95	-6.5
BarcSPVeq	VQT	...	...	...q	181.89	146.07	0	167.28	+5.7
BarSelMLP	ATMP	1.17e	5.6	...q	22.97	17.78	75	20.81	+.3
BiP Cmdty	DJP	...	...	...q	25.80	22.57	440	23.33	-4.4
BarcGsci36	GSP	...	...	...q	17.81	12.80	7	16.47	+6.0
BrcEnEu n	FLEU	...	...	...	180.26	137.43	0	149.95	-5.8
BiPNickel	JJN	...	...	...q	17.50	11.40		16.82	+9.3
BiPSPBWrt	BWV	...	...	...q	80.07	74.65		77.50	-1.3
BiP GCrb	GRN	...	...	...q	18.41	5.76		17.90	+75.1
BiPGbpUsd	GBB	...	...	...q	37.80	33.38		36.14	+3.1
BiPEurUsd	ERO	...	...	...q	46.90	41.28		45.01	+3.2
BiP Tin	JJT	...	...	...q	50.46	44.15		48.42	+5.5
BiPAg	JJA	...	...	...q	34.11	29.85		32.12	+5.6
BiP Softs	JJS	...	...	...q	33.50	28.21		28.21	-11.7
BiP PrM	JJP	...	...	...q	60.90	55.14		59.06	+1.8
BiP Plat	PGM	...	...	...q	21.50	17.86		18.68	-.8
BiP Lead	LD	...	...	...q	66.21	43.00		51.02	-12.5
BiP Cocoa	NIB	...	...	...q	35.77	21.73	27	26.55	+16.3
BiP Alum	JJU	...	...	...q	20.10	16.43		20.10	+.8
BarcBk prD	BCSpD	2.03	7.7	...	27.24	25.76	89	26.53	-.5
BiPIndMet	JJM	...	...	...q	30.93	24.93		29.55	-3.1
BiPOpCur	ICI	...	...	...q	43.42	35.77		37.90	+5.1
BiPAsnGulf	PGD	.11e	.3	...q	50.00	40.00		40.10	-17.2
BiPGems38	JEM	3.18e	10.9	...q	33.00	28.08		29.20	-.1
BiPNG	GAZ	...	...	...q	.35	.23		.23	
BiPEngy	JJE	...	...	...q	6.92	4.97		6.54	+3.9
BarcBk prA	BCSpA	1.78	7.1	...				25.01	
BiP JpyUsd	JYN	...	...	...q	57.20	47.55		52.02	+9.4
BiPAsia8	AYT	1.21e	2.9	...q	45.81	38.77		42.16	+.7
B iPInvVIX	XXV	...	...	...q	45.60	36.44		37.00	-2.6
BarcCAPE	CAPE	...	...	...q	126.10	106.71	1	125.37	+7.6
BiPSPMLP	IMLP	1.22e	6.7	...q	19.89	15.44	1	18.16	+1.0
Barclay	BCS	.15e	1.5	...	12.55	9.29	2125	10.14	-7.0
iPthNtGs n	GAZB	...	...	...	47.09	36.56		40.36	-1.2
BiP SPVix	XVZ	...	...	...q	24.09	17.32		18.57	-19.0
Bar ef	VXA	...	...	...					
BrVxMdT rs	VXZ	...	...	...q	23.35	16.42	51	17.83	+1.9
B iPVxST rs	VXX	...	...	...q	56.50	25.59	34383	30.58	+9.5
BarcWomLd	WIL	...	...	...q	70.29	61.43		66.97	-.2
BaringsCp s	MCI	1.20	7.9	...q	16.36	14.70	19	15.20	-.4
BaringsPt	MPV	1.08	7.4	...q	15.65	13.94	10	14.64	+3.8
BarcDisab	RODI	...	...	...q	70.27	65.41		70.00	
B&N Ed n	**BNED**	**.60**	**10.6**	**17**	**9.10**	**4.99**	**499**	**5.65**	-31.4
BarnesNob	BKS	.60	10.3	...dd	8.41	4.10	1355	5.80	-13.4
Barnes	B	.64	1.0	57	72.87	52.42	189	61.59	-2.7
Barnwell	**BRN**	**...**	**...**	**...dd**	**2.95**	**1.62**	**210**	**1.99**	-4.3
BarrickG	ABX	.12	1.0	25	18.35	11.07	12694	11.86	-18.0
▼BasicEn n	BAS	...	...	...	29.47	10.29	511	10.22	-56.5
BauschHl	BHC	...	...	6	27.79	10.94	2805	22.62	+8.9
▲Baxter s	BAX	.76	1.0	36	75.62	58.81	3280	75.54	+16.9
BaytexE g	BTE	...	...	5	4.85	2.30	1216	3.26	+8.7
BeazerHm	BZH	...	...	16	23.24	13.09	448	14.38	-25.1
▲BectDck	BDX	3.00f	1.2	...cc	248.63	191.53	830	248.48	+16.1
BectDk pfA	BDXA	...	...	...	63.84	54.18	107	63.01	+8.8
Belden	BDC	.20	.3	12	87.15	53.65	1088	62.43	-19.1
Belden pfB	BDCpB	...	...	...	114.45	74.97	11	85.08	-17.4
Belltrx g rs	BXE	...	...	1	3.10	.94	110	.95	-44.8
Belmond	BEL	...	...	...cc	14.20	10.30	479	11.25	-8.2
Bemis	BMS	1.24	2.9	18	49.84	40.60	707	43.05	-9.9
BenchElec	BHE	.60	2.0	20	35.80	25.75	737	29.40	+1.0
Berkley	WRB	1.52e	2.0	16	79.74	62.00	214	74.28	+3.7
Berkley pfB	WRBpB	1.41	5.7	...	26.21	23.67	11	24.72	-2.0
Berkly pfC	WRBpC	...	...	...	27.20	24.45	8	25.34	-3.2
Berkly pfD	WRBpD	1.44	5.8	...	26.92	24.10	12	24.90	-4.0
BerkHa A	BRK/A	...	...	24326350.03257020.00				0300400.00	+.9
BerkH B	BRK/B	...	...	27	217.62	171.07	3323	198.46	+.1
BerkHBcp	BHLB	.88	2.1	18	44.25	32.85	235	41.05	+12.2
BerryPlas	BERY	...	...	18	61.71	45.60	1274	48.24	-17.8
BestBuy	BBY	1.80f	2.4	27	79.90	51.61	2412	75.25	+9.9
Best Inc n	BSTI	...	...	...	13.54	8.08	1162	10.31	+14.8
BigLots	BIG	1.20	2.8	13	64.42	36.20	940	43.18	-23.1
Biglari B	BH	...	...	4	269.58	176.19	8	185.50	-26.3
▼Biglari A	BH/A	...	...	...	1036.79	938.30	1	983.99	
BioAmber	BIOA	...	...	...dd	2.28	.16		.16	-60.0
▲BioRadA	BIO	...	...	81	309.62	208.95	124	307.99	+29.0
▲BioRadB	**BIO/B**	**...**	**...**	**79**	**296.20**	**210.71**	**0**	**305.70**	+28.3
BiohvnPh n	BHVN	...	...	...	44.28	16.50	284	36.11	+33.8
BioPhrmX	BPMX	...	...	...dd	.42	.10	2684	.23	+104.5
BioTime	**BTX**	**...**	**...**	**3**	**3.16**	**1.98**	**1979**	**2.40**	+11.6
BioTime wt	BTX/WS	...	...	...	.31	.11		.19	+52.0
BirksGrp	**BGI**	**...**	**...**	**...**	**2.77**	**1.01**	**5**	**1.60**	+23.1
BitautoH	BITA	...	...	12	54.42	18.47	876	24.48	-23.0
BlkHillsCp	BKH	1.90f	3.2	18	71.01	50.49	390	60.15	+.1
BlkHCp un	BKHU	...	...	...	77.25	56.40	23	64.60	-2.3
BlKnight n	BKI	...	...	51	56.45	42.70	336	54.95	+24.5
BlkStMin n	BSM	1.25	7.2	20	19.03	16.03	46	17.40	-3.0
BlackBerry	BB	...	...	...dd	14.55	8.47	3728	10.23	-8.4
BlackRock	BLK	12.52f	2.5	20	594.52	408.62	687	508.89	-.9
Blrk22Gl n	BGIO	...	...	...	10.20	8.88	37	8.97	-8.5
BlkBldAm	BBN	1.58	7.2	...q	23.96	21.26	93	21.86	-5.7
BlkCA18	BJZ	.33	2.2	...q	15.35	14.37		14.84	+1.9
BlkCAIT	BFZ	.87	6.7	...q	14.81	12.83	102	12.94	-6.1
BlkCorBd	BHK	.78	6.1	...q	14.26	12.63	124	12.71	-9.5
BlkCpHiY	HYT	.84	8.0	...q	11.47	10.41	458	10.52	-3.8
BlkCrdAllo	BTZ	.97	8.0	...q	13.66	12.03	353	12.11	-9.1
BlkDbtStr rs	DSU	.82	7.3	...q	11.86	11.11	114	11.23	-4.0
BlkEngyRs	BGR	1.32	8.6	...q	15.77	12.32	148	15.35	+8.3
BlkEnhC&I	CII	1.20	7.1	...q	17.08	14.46	129	16.81	+2.6
BlkEEqDv	BDJ	.56	6.0	...q	9.65	8.03	336	9.30	+.8
BlEnhGvIn	EGF	.66	5.1	...q	14.14	12.69	4	12.83	-4.3
BlkFltRtInc	FRA	.81	5.8	...q	14.63	13.69	69	13.88	+.7
BlkFloatR	BGT	.70	5.3	...q	14.33	13.02	72	13.20	-5.2
BlkFL2020	BFO	.37	2.6	...q	15.18	13.46	0	14.24	-1.2
BlkGlbOp	BOE	1.16	10.5	...q	13.08	10.09	308	11.12	-11.1
BlkHlthSci	BME	2.40	6.0	...q	41.44	32.81	45	39.93	+9.4
BlkIT	BKT	.37	6.5	...q	6.40	5.70	181	5.73	-7.1
BlkIntlG&I	BGY	.59	10.2	...q	6.85	5.63	259	5.81	-10.9
BlkIQM	BKN	.74a	5.3	...q	15.75	13.49	14	14.02	-6.0
BlkLtdD	BLW	.95	6.4	...q	16.30	14.77	99	14.94	-6.0
BlkLTMu	BTA	.65a	5.8	...q	12.54	11.09	40	11.27	-6.1
BlkMDMB	BZM	.65	4.1	...q	15.00	13.02		13.13	-3.6
BlkMATxE	MHE	.70a	5.4	...q	15.00	12.90		12.87	-7.7
BlkMultSec	BIT	1.40a	8.1	...q	18.77	16.56	175	17.20	-5.2
BlkMuIntD	MUI	.59a	4.5	...q	14.41	12.92	79	13.11	-5.8
BlkMuNYInt	MNE	.69	5.5	...q	14.45	12.51	4	12.65	-7.1
BlkMunihCA	MUC	.64	4.9	...q	15.19	12.99	64	13.18	-7.2
BlkMunHIQ	MFL	.86	6.7	...q	15.33	12.64	59	12.86	-12.0
BlMunhNYQ	MHN	.61a	4.9	...q	14.58	12.31	28	12.48	-6.8
BlMunhNJQ	MUJ	.71a	5.4	...q	14.96	12.90	49	13.07	-9.7
BlkMunihQ	MUS	.81	6.6	...q	14.22	11.92	27	12.22	-8.7
BlkMunHQ2	MUE	.82	6.6	...q	14.33	12.03	38	12.41	-10.8
BlMunyCAQ	MCA	.88	6.5	...q	15.69	13.18	50	13.39	-8.7
BlkMunyInv	MYF	.97	7.1	...q	16.75	13.58	23	13.68	-7.9
BlkMunyIQ	MFT	.85	6.6	...q	15.32	12.74	7	12.93	-7.2
BlkMYMIQ	MIY	.83	6.4	...q	14.35	12.90	43	12.96	-7.4
BlMunyNYQ	MYN	.57a	4.8	...q	13.43	11.79	56	11.92	-7.7
BlkMunyPaQ	MPA	.86	6.4	...q	14.91	13.32	28	13.41	-6.6
BlMunyQlty	MQY	.96	6.9	...q	16.10	13.66	46	13.93	-8.2
BlkMuniyQ3	MYI	.70	5.5	...q	14.86	12.36	134	12.66	-8.3
BlkMuniast	MUA	.65a	4.9	...q	15.84	13.04	30	13.26	-11.4
Blk2018	BPK	.06	.4	...q	15.07	14.71	14	15.01	+1.6
BlkMu2020	BKK	.47a	3.1	...q	15.84	14.92	42	15.07	+.5
BlkMuBdT	BBK	.76a	5.3	...q	16.47	13.95	36	14.39	-5.0
BlkMuIIQ	BAF	.82	6.1	...q	15.58	13.32	23	13.50	-8.9
BlkMunIIT	BBF	.87	6.6	...q	15.80	12.75	17	13.18	-6.0
BlkMuIQT	BYM	.86	6.5	...q	15.24	12.92	51	13.40	-5.6
BlkMuIT	BFK	.78	6.0	...q	14.72	12.64	41	13.07	-7.2
BlkMuIT2	BLE	.95a	6.8	...q	15.87	13.31		14.05	-2.6
BlkMuTTT	BTT	.86a	4.0	...q	23.28	20.98	75	21.37	-4.3
BlkMunienh	MEN	.73a	6.9	...q	12.46	10.34	57	10.48	-10.1
BlkMunihld	MHD	.89a	5.7	...q	18.22	14.90	10	15.61	-5.5
BlkMunihd2	MUH	.81a	5.9	...q	16.32	13.58	28	13.83	-6.4
BlkMunvst	MVF	.64a	7.4	...q	10.02	8.58		8.67	-9.8
BlkMuniv2	MVT	.88a	6.2	...q	16.13	13.84	13	14.12	-8.6
BlkMunyAZ	MZA	.83	5.5	...q	17.40	14.50		15.13	-6.4
BlMunyldCA	MYC	.74a	5.8	...q	15.72	13.10	42	13.38	-9.5
BlkMuniyld	MYD	.80a	5.9	...q	15.73	13.04	73	13.52	-6.9
BlkMunyNJ	MYJ	.90	6.6	...q	17.25	13.49	36	13.71	-13.2
BlMunQlt2	MQT	.80	6.7	...q	13.91	11.88	47	12.02	-8.2
BlkNJMB	BLJ	.83a	6.1	...q	16.21	13.37		13.61	-7.6
BlkNJIT	BNJ	.76	5.5	...q	16.35	13.68		13.76	-8.6
BlkNY18	BLH	.03	.2	...q	14.98	14.66	12	14.80	+.7
BlkNYMB	BQH	.74	5.7	...q	15.65	12.96	2	13.03	-11.5
BlkNYIQT	BSE	.69	5.5	...q	14.00	12.14	6	12.48	-5.2
BlkNYIT	BNY	.83	6.6	...q	15.50	12.41	14	12.60	-11.9
BlkNYMu2	BFY	.84	6.5	...q	15.90	12.73		12.89	-12.9
BlkRsCmdy	BCX	.79	8.7	...q	10.50	8.17	258	9.03	-7.6
▲BlkSciTch	BST	1.20	3.4	...q	35.75	22.34	125	35.50	+33.0
BlkStMT	BSD	.78a	6.1	...q	15.61	12.41	17	12.74	-6.9
BlkU&Inf	BUI	1.45	7.1	...q	21.74	19.08	17	20.40	-5.7
BlkVAMB	BHV	.83	5.3	...q	19.75	15.53		15.82	-8.1
BlkstFltRt	BSL	1.08	5.9	...q	18.51	17.01	55	18.19	+1.1
BlkstGSOSt	BGB	1.26	7.8	...q	16.22	15.51	110	16.07	+2.3
Blackstone	BX	2.70e	7.5	13	37.52	29.58	3768	36.19	+13.0
BlkstnMtg	BXMT	2.48	7.6	14	33.08	29.51	752	32.71	+1.6
BlkLSCrInc	BGX	1.18	7.0	...q	17.05	15.45	63	16.86	+5.9
BlockHR	HRB	1.00f	4.0	9	31.80	22.45	2243	25.03	-4.5
BlonderT	BDR	...	...	...dd	2.20	.38	46	1.23	+103.0
BlueAprn n	**APRN**	**...**	**...**	**...dd**	**7.87**	**1.72**	**5350**	**2.94**	-27.0
BlueCapRe	BCRH	1.20	10.8	...dd	20.20	9.50	12	11.10	-7.9
BluegVac n	BXG	.60	2.4	...	25.91	13.00	41	24.79	+35.8
BlueLinx rs	**BXC**	**...**	**...**	**12**	**46.42**	**7.57**	**426**	**38.21**	+291.5
BluerkRsd	BRG	1.16	12.7	...dd	13.65	7.02	92	9.13	-9.7
BluerkRs pf	BRGpA	2.06	8.1	...	27.00	24.53	1	25.52	-3.3
BluerkR pfD	BRGpD	1.78	7.7	...	26.25	20.84	2	23.05	-8.5
BluerkR pfC	BRGpC	1.91	7.8	...	26.50	22.48	0	24.45	-3.9
Boeing	BA	6.84	1.9	37	374.48	211.40	3162	358.27	+21.5
BoiseCasc	BCC	.28	.6	15	49.30	28.00	472	43.30	+8.5
BonanzaCE	BCEI	...	...	...dd	39.00	23.33	384	35.47	+28.6
BootBarn	BOOT	...	...	13	26.25	6.10	587	24.20	+45.7
BoozAllnH	BAH	.76	1.7	22	46.81	31.56	816	45.94	+20.5
BorgWarn	BWA	.68	1.5	12	58.22	42.06	2300	44.43	-13.0
BostBeer	SAM	...	...	40	329.60	128.75	90	322.90	+69.0
BostProp	BXP	3.20	2.6	30	131.84	111.57	538	124.68	-4.1
BosProp pfB	BXPpB	1.31	5.3	...	26.89	22.69	4	24.75	-2.0
BostonSci	BSX	...	...	23	37.30	24.54	9193	33.57	+35.4
BldrG&IFd	BIF	.11a	1.0	...q	11.84	9.63	173	10.75	-3.1
BovieMed	BVX	...	...	...dd	5.49	2.17	87	5.16	+98.5
BowlA	BWL/A	.68	4.5	42	16.64	13.43		14.96	-.2
Box Inc n	BOX	...	...	...dd	29.79	17.25	2521	25.92	+22.7
BoydGm	BYD	.20	...	25	40.44	24.53	1269	37.64	+7.4
BradyCp	BRC	.83	2.2	23	40.90	31.70	297	37.05	-2.2
BraemHot	BHR	.64	5.5	9	12.10	8.44	194	11.73	+20.6
AshHPr pfB	AHPpB	...	...	...	21.34	18.20		19.28	-3.6
Brandyw	BDN	.72	4.5	19	18.69	15.21	2104	16.02	-11.9
BrasilAgro	LND	...	...	...	4.55	3.21		3.69	+5.3
Braskem	BAK	.78e	2.9	...	33.73	21.32	266	27.30	+4.0
BridgptEd	BPI	...	...	33	13.71	5.31	252	8.01	-3.5
BrigStrat	BGG	.56	3.4	10	27.34	16.32	320	16.59	-34.6
BrightHrz	BFAM	...	...	53	110.88	77.69	148	109.32	+16.3
BrghtSch n	BEDU	...	...	...dd	28.18	12.24	172	15.98	-14.4
BrghtSph	BSIG	...	...	...	16.31	13.46	499	14.11	-12.8
Brinker	EAT	1.52	3.1	16	54.14	29.50	916	49.43	+27.3
Brinks	BCO	.60	.8	...cc	88.10	67.58	464	78.70	
BrMySq	BMY	1.60	2.7	58	70.05	49.96	9462	58.26	-4.9
BristowGp	BRS	.28	1.9	...dd	18.91	6.86	363	14.76	+9.6
BritATob s	BTI	2.24e	4.3	...	71.45	48.00	1248	51.92	-22.5
BrixmorP	BRX	1.10	6.3	14	20.59	13.74	2681	17.45	-6.5
BroadrdgF	BR	1.46	1.2	36	119.99	71.58	656	118.15	+30.4
Brookdale	BKD	...	...	...dd	14.80	6.28	1588	9.21	-5.1
BrkfdAs g s	BAM	.60	1.4	15	44.33	37.22	598	42.08	-3.4
BrookBus n	BBU	.25	.6	...	41.42	27.01	26	39.91	+15.6
BrkfDtla pf	DTLAp	1.91	8.3	...	31.31	22.08	6	23.07	-19.9
BrkGblInf	INF	1.40	11.3	...q	13.87	11.02	38	12.43	-3.9
BrkfInfra s	BIP	1.88	4.7	28	46.88	37.27	182	39.71	-11.4
BrkRlAs n	RA	.20p	...	...	24.39	21.06	123	23.02	-1.5
BrkfReEn	BEP	1.96	6.5	...	36.00	29.57	102	30.25	-13.3
HeliosTR rt	HTRr	...	...	...				.64	
BrwnBrn s	BRO	.30	1.0	27	29.78	21.58	2717	28.96	
BrownFA s	BF/A	.79	1.5	31	57.70	36.32	20	53.37	+6.8
BrownFB s	BF/B	...	...	30	59.58	38.05	1127	52.98	
Brunswick	BC	.76	1.1	18	69.60	48.04	865	66.47	+20.4
Buckeye	BPL	5.05	15.3	10	64.72	32.03	940	33.04	-33.3
Buckle	BKE	1.00e	4.2	12	28.80	13.50	397	23.60	-.6
Buenavent	BVN	...	...	...dd	16.80	11.67	1394	13.21	-6.2
BldBear	BBW	...	...	27	10.85	7.25	92	7.95	-13.6
BungeLt	BG	2.00f	2.9	30	83.20	63.87	1822	67.80	+1.1
BurlStrs	BURL	...	...	33	158.96	79.07	876	152.75	+24.2
BylineBc n	BY	...	...	...	24.80	19.02	31	22.64	-1.4

- C -

Name	Ticker Symbol	Div	Yield	PE	52-week High	52-week Low	Vol 1000s	Last	YTD %Chg
C&J Eng n	CJ	...	...	...	36.57	21.22	1221	21.57	-35.6
CTrkMH23	MLPC	.89e	6.0	...q	16.87	12.85	2	14.78	-2.9
CtrMillr n	MLPE	...	...	...	25.56	19.84		21.68	-6.5
CAE Inc g	CAE	.36	...	...	21.70	15.66	105	20.63	+11.2
CAI Intl	CAI	...	...	6	40.11	19.35	142	22.49	-20.6
CBIZ Inc	CBZ	...	...	26	24.00	14.05	114	22.55	+46.0
CBL Asc	CBL	.80	15.2	3	9.67	3.80	2342	5.27	-6.9
CBL pfD	CBLpD	1.84	9.6	...	24.96	16.30	19	19.25	-11.9
CBL pfE	CBLpE	1.66	9.6	...	25.08	15.06	5	17.34	-21.4
CBRE GRE	IGR	.60	8.0	...q	8.05	7.17	210	7.50	-5.3
CBRE Grp	CBRE	.05p	...	19	50.11	34.38	1818	49.18	+13.6
CBS A	CBS/A	.72f	1.3	17	68.86	47.98	1	56.83	-4.9
CBS B	CBS	.72	1.3	13	68.75	47.54	2123	56.66	-4.0
CCA Inds	**CAW**	**...**	**...**	**12**	**3.75**	**2.44**	**14**	**2.50**	-20.6
CF Inds s	CF	1.20	2.8	...dd	46.20	27.77	3060	43.53	+2.3
CGG rs	CGG	...	...	1	7.50	1.88	5	2.46	-44.9
CGI g	GIB	...	...	...	66.31	49.02	130	64.98	+19.6
CIT Grp	CIT	.64	1.2	22	56.14	43.25	1808	53.08	+7.8
CKE Inc	CK	...	...	...					
CKX Lands	CKX	.12m	1.1	44	12.00	9.60	0	10.50	+3.1
CMS Eng	CMS	1.43	3.0	29	50.83	40.48	4161	47.41	+.2
CNA Fn	CNA	1.20a	2.5	13	55.62	45.10	109	47.83	-9.8
CNH Indl	CNHI	.14e	1.3	...cc	15.65	10.09	3295	10.50	-21.6
CNO Fincl	CNO	.40f	2.0	13	26.47	18.65	969	19.92	-19.3
CNOOC	CEO	4.92e	3.1	...	185.72	109.23	109	161.10	+12.2
CNX Midst	CNXM	1.30f	6.7	12	21.05	15.25	78	19.26	+14.8
CNX Resc	CNX	.04	.2	...dd	18.37	11.59	1880	16.89	+15.4
ConslCoal n	CCR	2.05	13.5	...	16.65	13.15	31	15.20	-2.9
CONSOL n	CEIX	...	...	19	48.12	19.51	328	41.30	+4.5
CPFL Eng	CPL	.12e	1.0	...	17.69	10.63	15	11.87	+3.2
CPI Aero	CVU	...	...	15	11.75	7.80	7	10.00	+11.7
CRH Med	CRHM	...	...	...cc	3.75	1.46	15	3.13	+18.1
CRH	CRH	.72e	2.0	...	39.32	32.47	687	35.15	-2.6
CsopChiA50	AFTY	1.17e	7.5	...q	20.51	14.46	14	15.59	-11.5
Csop ChInt	**CNHX**	**...**	**...**	**...q**	**31.99**	**24.99**	**0**	**26.56**	-8.8
Csop Csi300	HAHA	...	...	...q	36.52	27.41	1	29.03	-13.8
CSS Inds	CSS	.80	5.0	...dd	30.29	15.13	39	15.96	-42.7
CTS	CTS	.16	.4	30	39.20	21.30	261	36.00	+39.8
▲CURO Gp n	CURO	...	...	58	28.85	13.50	223	28.40	+101.7
CVR Engy	CVI	3.00f	8.0	...cc	47.67	16.75	552	37.68	+1.2
CVR Ptrs	UAN	.71e	18.6	...dd	4.20	2.58	3194	3.82	+16.5
CVR Rfng	CVRR	2.95e	...	21	26.00	6.70	906	23.50	+42.0
CVS Health	CVS	2.00	3.0	11	84.00	60.14	6763	65.58	-9.5
CWA Inco n	CWAI	...	...	...	26.93	24.45		24.74	-3.2
CYS Invest	CYS	.88	11.9	7	8.86	6.25	1392	7.40	-7.8
CYSInv pfA	CYSpA	1.94	7.8	...	25.65	24.01	9	25.03	
CYSInv pfB	CYSpB	1.88	7.6	...	25.32	23.40	9	24.75	-.1
CabGS flt34	GYB	.83	3.7	...	23.75	22.03	5	22.56	-1.9
CabcoJCP97	PFH	1.91	14.5	...	18.74	11.00	3	13.20	-10.5
CabAT&T34	GYC	.83	3.7	...	24.14	21.30		22.66	+.4
CableOne n	CABO	7.00	1.0	36	788.00	597.40	19	720.32	+2.4
Cabot	CBT	1.32	2.0	18	68.63	50.56	255	64.77	+5.2
CabotO&G	COG	.24	1.0	46	29.57	21.71	5154	24.27	-15.1
CACI	CACI	...	...	15	180.90	118.10	79	175.60	+32.7
Cactus n	WHD	...	...	...	37.50	19.18	1194	33.59	+65.9
CadencB n	CADE	.60f	2.1	62	31.44	20.00	2090	28.42	+4.8
CaledoMn n	CMCL	.28	3.3	...	9.94	5.17	45	8.58	+16.1
Caleres	CAL	.28	.8	16	37.06	22.39	444	34.98	+4.5
CalifRes rs	CRC	...	...	...dd	48.85	6.47	1536	39.48	+103.1
CalifWtr	CWT	.75	1.8	29	46.15	35.25	177	41.20	-9.2
Calix	CALX	...	...	...dd	8.00	4.65	159	7.45	+25.2
CallGolf	ELY	.04	.2	41	20.82	12.42	1488	19.06	+36.8
CallonPet	CPE	...	...	25	14.65	9.34	2237	11.20	-7.8
Callon pfA	CPEpA	5.00	9.6	...	53.07	47.11	4	52.05	+1.5
Calpine	CPN	...	...	...dd	15.25	13.40		15.25	+.8
CambrE rs	CEI	...	...	...dd	.40	.08		.10	-19.7
Cambrex	CBM	...	...	23	62.30	42.55	725	60.25	+25.5
CambriaYld	SYLD	.49e	1.3	...q	41.00	33.28	7	38.74	+.9
CambFgnY	FYLD	.75e	2.9	...q	27.94	23.06	6	25.78	-2.2
CambGblV	GVAL	.54e	2.2	...q	28.50	23.36	10	24.23	-5.4
CamGblMo	GMOM	.56e	2.1	...q	29.42	25.31	26	26.77	-2.3
CambGlAss	GAA	.55e	2.0	...	28.60	26.33	16	26.98	-1.9
CambrEmS	EYLD	...	...	...	38.25	31.29	2	33.40	-3.7
CambSovHi	SOVB	1.72e	4.5	...				28.65	
CambEq n	CCOR	...	...	...	26.18	24.00	0	24.74	-4.2
▼CambTail n	TAIL	...	...	...	24.68	20.60	8	20.61	-8.8
CamValMom	VAMO	...	...	...q	28.07	23.10	5	25.81	+3.5
CamdenPT	CPT	3.08	3.4	24	96.39	78.19	374	89.57	-2.7
Cameco g	CCJ	.40	...	...	12.19	7.68	1846	10.87	+17.8
CampSp	CPB	1.40	3.5	13	54.37	32.63	2209	40.07	-16.7
CampWrl n	**CWH**	**.54**	**2.4**	**...**	**47.62**	**18.16**	**1714**	**22.83**	-49.0
Can-Fite	CANF	...	...	13	2.75	1.12	39	1.25	-15.5
CdaGoose n	GOOS	...	...	...	68.75	16.96	755	61.20	+93.9
CIBC g	CM	5.32	...	9	100.01	83.02	692	88.85	-8.8
CdnNR gs	CNI	1.33	...	...	87.25	70.59	2099	84.92	+2.9
CdnNRs gs	CNQ	1.34	...	...	38.20	29.20	1452	35.33	-1.1
CP Rwy g	CP	2.60f	...	...	196.34	150.91	564	190.00	+4.0
CannaeHl n	CNNE	...	...	...dd	21.34	16.16	181	19.69	+15.6
Canon	CAJ	...	...	...	40.67	31.23	454	31.77	-15.1
CantelMed	CMD	.17e	.2	41	130.92	72.82	322	95.31	-7.3
CapOne	COF	1.60	1.6	16	106.50	76.98	3388	98.96	-.6
CapOne wt	COF/WS	...	...	...	63.91	36.19		62.00	+6.9
CapOne pfC	COFpC	1.56	6.0	...	26.79	25.49	16	26.11	-.3
CapOne pfD	COFpD	1.68	6.3	...	27.67	25.82	14	26.53	-1.1
CapOne pfF	COFpF	1.55	5.9	...	27.31	25.49	7	26.30	-2.7
CapOne pfB	COFpP	1.50	5.9	...	25.80	24.91	48	25.48	+.7
CpOne pf H	COFpH	...	...	...	27.19	25.12	114	25.96	-3.6
CapOne pfG	COFpG	...	...	...	25.55	23.25	85	24.96	-.3
CapSenL	CSU	...	...	...dd	16.72	9.15	122	9.89	-26.7
CapInv n	CIC	...	...	...	10.10	9.60	6	9.83	+1.5
CapInv wt	CIC/WS	...	...	...	1.20	1.05		1.10	
CapsteadM	CMO	.64	7.5	12	10.22	8.17	646	8.58	-.8
Capstd pfE	CMOpE	1.88	7.5	...	25.85	24.62	46	25.06	-1.1
CarboCer	CRR	...	...	...dd	12.69	6.05	301	9.69	-4.8
CardnlHlth	CAH	1.90f	3.9	12	78.32	48.14	2895	49.19	-19.7
Care.com	CRCM	...	...	...cc	22.95	12.80	199	21.35	+18.3
Carlisle	CSL	1.48	1.3	20	119.21	92.09	482	112.74	-.8
CarMax	KMX	...	...	20	81.67	57.05	1465	75.60	+17.9
Carnival	CCL	2.00	3.5	14	72.70	56.45	4035	57.75	-13.0
CarnUK	CUK	1.80f	3.1	...	72.29	56.76	270	57.80	-12.8
CarpTech	CRS	.72	1.3	44	61.49	37.01	400	57.15	+12.1
CarrSrv	CSV	.30	1.2	17	28.96	23.15	43	24.81	-3.5
Cars.cm	CARS	...	...	...	32.94	20.94	1002	28.56	-1.0
Carters	CRI	1.80	1.6	18	129.00	83.84	882	114.94	-2.2
Carvana A n	CVNA	...	...	...	49.87	12.17	440	43.83	+129.2
CastleBr	ROX	...	...	...dd	1.85	.98	82	1.22	
▲CastlightH	CSLT	...	...	...dd	5.75	3.15	930	5.50	+46.7
Catalent	**CTLT**	**...**	**...**	**69**	**47.87**	**33.42**	**2194**	**40.24**	-2.0
CatchMTim	CTT	.54	4.3	...dd	13.73	10.81	300	12.58	-4.2
Caterpillar	CAT	3.44f	2.5	17	173.19	107.29	5065	137.97	-12.4
▲CatoCp	CATO	1.32	5.1	25	26.73	10.76	281	26.00	+63.3
CedarF	FUN	3.56	6.1	15	70.82	57.15	269	57.91	-10.9
CedarRlty	CDR	.20	4.1	12	6.29	3.54	341	4.85	-20.2
CedarR pfB	CDRpB	1.81	7.2	...	25.61	22.03	1	24.97	-1.2
CedrRT pfC	CDRpC	1.63	7.1	...	25.39	18.82	7	23.03	-8.0
CelSci wt	CVM/WS	...	...	...	.06	.00		.04	+115.8
Cel-Sci rs	CVM	...	...	...	3.69	.83	461	.89	-52.9
Celanese	CE	2.16f	1.9	12	118.40	91.15	1557	114.13	+6.6
Celestic g	CLS	...	...	10	13.52	9.79	195	12.35	+17.8
Cellcom	CEL	...	...	6	10.62	5.43	7	5.72	-43.9
Cementos	CPAC	.50e	4.3	...	14.11	10.97	2	11.52	-7.1
Cemex	CX	.29t	...	...	10.20	5.72	9126	6.97	-7.1
Cemig pf	CIG	.08e	3.7	...	2.93	1.66	2708	2.14	+3.9
Cemig	CIG/C	.08e	4.1	...	3.16	1.58	4	1.94	+4.8
CenovusE	CVE	.20	...	8	11.52	7.09	1649	10.22	+11.9
Centene s	CNC	...	...	20	136.29	79.06	3579	130.00	+28.9
CC MLPInf	CEN	1.25	13.4	...q	11.52	8.12	96	9.33	-6.3
CenterPnt	CNP	1.11	4.0	20	30.45	24.81	6295	27.93	-1.5
CentElBr B	EBR/B	...	...	...	9.06	3.43	9	5.09	-25.0
CentElecBr	EBR	...	...	...	7.86	3.14	277	4.62	-18.9
CnEurRusT	CEE	.56e	2.4	...q	28.32	22.13	5	23.49	-3.7
CFCda g	CEF	.01	.1	...q	13.75	12.11		13.50	+.7
CenPacFn	CPF	.84f	2.9	19	33.15	27.34	94	29.00	-2.8
CentSecur	CET	1.78e	.7	...q	29.00	24.12	5	28.00	+2.2
CentrusEn	LEU	...	...	...dd	5.14	3.04	6	3.16	-21.2
CentCmtys	CCS	...	...	16	36.00	21.90	216	31.95	+2.7
CntryLink	CTL	2.16	11.5	8	23.78	13.16	5873	18.71	+12.2
CerdHCM n	CDAY	...	...	...dd	42.46	29.68	316	34.96	+14.5
Cervecer	CCU	.35e	1.3	...	30.35	24.37	274	26.30	-11.1
ChannAdv	ECOM	...	...	...dd	15.63	8.30	59	14.50	+61.1
CharahSol n	CHRA	...	...	...	12.00	9.21	39	9.50	-20.8
▲ChRvLab	CRL	...	...	24	125.00	94.15	402	123.82	+13.1
ChaseCorp	CCF	.80f	.7	36	131.35	83.35	29	120.90	+.3
ChathLTr	CLDT	1.32	6.0	30	23.91	17.90	330	21.92	-3.7
CheetahM	CMCM	...	...	...	18.18	7.54	1074	9.20	-23.8
▲Chegg	CHGG	...	...	...dd	29.76	13.21	988	28.85	+76.8
Chemed	CHE	1.12	.3	48	335.99	186.09	150	320.65	+31.9
Chemours n	CC	.68	1.5	11	58.08	42.75	1195	44.82	-10.5
ChenierEn	LNG	.56p	...	...dd	69.50	40.36	1136	62.60	+16.3
ChenEnLP	CQP	2.20	6.0	...dd	37.46	26.41	159	36.54	+23.3
ChenEnHld	CQH	2.04f	6.8	30	33.59	24.03	138	30.12	+8.8
CherHMtg	CHMI	1.96	10.8	4	19.43	16.01	102	18.13	+.8
ChrHMt pfA	CHMIpA	2.05	8.0	...	26.03	24.47	2	25.48	-1.2
ChesEng	CHK	...	...	8	5.60	2.53	29423	4.52	+14.1
ChesEn pfD	CHKpD	4.50	8.3	...	57.99	45.99	5	54.25	+9.2
ChesGranW	CHKR	.32e	19.7	1	2.50	1.20	66	1.60	-13.5
ChespkLdg	CHSP	1.60	5.0	33	32.95	24.08	334	32.28	+19.2
ChespkUtil	CPK	1.48f	1.8	24	87.25	66.35	23	83.75	+6.6
Chevron	CVX	4.48	3.6	55	133.88	102.92	4423	123.85	-1.1
ChiRivet	CVR	.84	2.7	...	36.74	26.50	0	31.64	-.5
Chicos	CHS	.34	3.9	11	10.90	6.96	3120	8.62	-2.3
Chimera rs	CIM	2.00	10.6	8	19.77	15.77	787	18.84	+1.9
Chimer pfA	CIMpA	2.00	7.8	...	26.74	24.51	33	25.75	-.3
Chimer pfB	CIMpB	2.00	7.7	...	26.47	24.88	10	25.90	+.4
ChiCBlood	CO	...	...	38	14.95	8.65		11.87	+19.3
ChinaDEd	DL	.45e	...	9	10.71	6.61	8	7.68	-17.2
ChinaEAir	CEA	...	...	...	45.33	24.44	111	32.70	-9.5
ChinaFd	CHN	.55e	2.6	...q	24.76	19.12	23	20.90	-3.5
▼ChinaGreen	CGA	.10e	8.8	2	2.11	1.14	54	1.13	-8.6
ChinaLife s	LFC	.14e	1.1	...	17.85	12.23	442	12.87	-17.6
ChinaMble	CHL	3.50e	7.8	...	56.93	43.25	752	44.69	-11.6
ChiNBorun	BORN	...	...	2	1.57	1.08	19	1.12	-10.8
ChOnlEd n	COE	...	...	...	19.82	9.25	8	10.09	-19.3
ChinaPet	SNP	3.73e	4.0	...	105.61	69.60	231	93.69	+27.7
ChinaPhH	CPHI	...	...	...dd	1.45	.15	151	.24	+33.5
ChinRap n	XRF	...	...	...	12.86	1.80	112	1.96	-65.7
ChinaSoAir	ZNH	.64e	1.8	...	70.52	32.43	71	35.76	-31.0
ChinaTel	CHA	1.21e	2.7	...	53.78	41.28	37	45.16	-4.9
ChinaUni	CHU	...	...	...	16.55	11.78	297	12.33	-8.9
ChiXFsh rs	XNY	...	...	...dd	7.10	3.30		6.55	+33.9
ChinaYuch	CYD	.73e	3.9	6	27.98	16.16	54	18.68	-22.2
ChinZenix	ZX	...	...	...dd	2.31	.86		1.38	+13.4
Chipotle	CMG	...	...	...cc	474.46	247.52	577	449.48	+55.5
ChoiceHtls	CHH	.86	1.1	38	85.35	59.60	172	77.50	-.1
ChrisBnk	CBK	...	...	...dd	1.55	.75	71	.99	-22.0
ChubbLtd	CB	2.86e	2.1	17	157.50	123.96	1506	134.56	-7.9
ChungTel	CHT	1.29e	3.7	...	39.33	33.10	103	34.53	-2.6
ChurchDwt s	CHD	.87f	1.6	...	55.94	43.21	1253	54.67	+9.0
CienaCorp	CIEN	...	...	6	27.73	19.40	2075	25.78	+23.2
Cigna	CI	.04	...	17	227.13	163.02	1511	176.43	-13.1
Cimarex	XEC	.64	.7	21	130.16	82.45	1091	97.93	-19.7
CincB pfB	CBBpB	3.38	6.9	...	52.37	48.15	2	49.23	-3.5
CinciBell rs	CBB	...	...	58	22.20	11.65	444	13.40	-35.7
Cinemark	CNK	1.28f	3.7	15	44.00	32.03	790	34.41	-1.2
CinerRes	CINR	2.27	8.2	14	29.36	22.61	7	27.54	+9.7
Circor	CIR	.15	.4	24	58.77	35.16	236	39.62	-18.6
Cision	CISN	...	...	42	17.07	10.60	372	16.13	+35.9
CapAcIII wt	CISNW	...	...	...				1.88	
CitGBP Dl n	UGBP	...	...	...	32.62	21.26	1	22.14	-16.4
CitCHF Dl n	UCHF	...	...	...	32.08	22.57		22.90	-13.7
Citi GBP n	DGBP	...	...	...	27.11	18.65	0	26.20	+22.9
CitEUR Dl n	UEUR	...	...	...	31.62	21.82	0	22.70	-17.7
Citi EUR n	DEUR	...	...	...	27.48	18.78	2	26.18	+14.1
Citi AUD n	DAUD	...	...	...	27.22	18.62	0	25.72	+28.6
CitAUD Dl n	UAUD	...	...	...	32.65	21.25		21.92	-17.9
Citi JPY n	DJPY	...	...	...	25.15	18.17		23.74	+4.1
CitJPY Dl n	UJPY	...	...	...	39.22	23.90		25.13	-14.0
Citi CHF n	DCHF	...	...	...	26.77	19.08		26.26	+11.4
CitiStratDv	DIVC	...	...	...q	37.34	32.13		36.39	+4.0
Citigp pfN	CpN	1.97	7.3	...	27.81	26.03	88	27.13	-1.3
CgpVelLCrd	UWT	...	...	...	45.10	12.13	1822	35.47	+44.7
CgpVelICrd	DWT	...	...	...	33.18	5.81	5974	7.09	-49.5
Citigroup	C	1.28	1.8	12	80.70	64.38	21881	71.07	-4.5
Citigp wtA	C/WS/A	...	...	...	.18	.06		.12	+23.0
Citigrp pfC	CpC	1.45	5.8	...	26.04	24.70	30	25.15	-1.2
Citigp pfJ	CpJ	1.78	6.4	...	29.78	27.59	34	27.83	-3.5
Citigp pfK	CpK	1.72	6.2	...	29.99	26.85	49	27.71	-2.9
Citigrp pfP	CpP	2.03	7.9	...	28.71	25.65		25.68	-1.3
Citigrp pfS	CpS	1.58	6.0	...	27.40	25.44	56	26.32	-2.3
Citigrp pfL	CpL	1.72	6.6	...	27.36	25.71	14	26.05	-1.9
CitizFincl	CFG	.52	1.3	11	48.23	31.51	7848	40.04	-4.6
CitizInc	CIA	...	...	...cc	8.87	6.67	38	7.96	+8.3
CityOffce g	CIO	.94	...	10	13.93	10.03	213	12.78	-1.8
CityOff pfA	CIOpA	1.66	6.7	...	26.47	22.78	0	24.71	-1.9
Civeo	CVEO	...	...	...dd	4.64	1.57	275	4.18	+53.1
CivitasSolu	CIVI	...	...	30	19.90	11.15	42	15.80	-7.6
ClaudeR g	CGR	...	...	...				.18	
ClayGSCn	GCE	1.43e	9.3	...q	17.55	14.85		15.43	-7.4
CleanHarb	CLH	...	...	...cc	58.41	44.75	650	55.82	+3.0
ClearChan	CCO	...	...	...dd	5.75	3.60	30	4.40	-4.3
ClrBrEnTR	CTR	1.35e	11.6	...q	13.18	9.50	67	11.63	+.1
ClrLgCap n	LRGE	...	...	...	33.16	26.78		33.16	+12.8
ClrbrgMLP	CBA	.80m	10.1	...q	9.58	6.53	117	7.93	-4.2
ClearEnFd	CEM	1.76f	12.1	...q	17.36	12.10	124	14.52	-4.9
ClrbEOpFd	EMO	1.47e	12.9	...q	13.36	9.56	45	11.41	-3.3
ClearwPpr	CLW	...	...	12	50.60	22.48	179	22.80	-49.8
▲ClevCliffs	CLF	...	...	7	11.31	5.60	38924	10.57	+46.6
ClipRlty n	CLPR	.38	...	...dd	12.07	7.62	119	10.26	+2.7
Clorox	CLX	3.84	3.0	21	150.40	113.57	1721	129.63	-12.8
CloudPeak	**CLD**	**...**	**...**	**...dd**	**5.70**	**2.76**	**1186**	**3.03**	-31.9
Cloudera n	CLDR	...	...	...	22.43	12.57	876	14.29	-13.5
CloughGA	GLV	1.44	11.5	...q	14.39	12.25	18	12.56	-5.8
CloughGEq	GLQ	1.38	9.3	...q	14.96	12.71	47	14.89	+11.4
ClghGlbOp	GLO	1.20	10.7	...q	11.67	10.40	127	11.24	+3.3
CCFemsa	KOF	1.75e	2.8	...	90.00	54.53	64	62.25	-10.6
CocaCola	KO	1.56	3.4	77	48.62	41.45	13784	45.26	-1.4
CocaCEur n	CCE	1.04	2.5	...	44.75	36.17	1268	41.60	+4.4
Coeur	CDE	...	...	...cc	9.87	6.71	2572	8.08	+7.7
Cohen n	COHN	.80	7.4	...dd	12.00	7.50		10.75	+34.0
CohSClosed	FOF	1.04	8.0	...q	13.52	11.60	58	13.00	-2.3
CohStGlbl	INB	1.12	11.6	...q	10.44	9.05	55	9.67	-2.1
Cohen&Str	CNS	1.32f	3.2	18	47.83	36.29	216	40.93	-13.4
CohStInfra	UTF	1.60	6.9	...q	24.61	20.88	242	23.23	-3.2
C&SLtDP&I	LDP	1.87	7.4	...q	27.25	24.85	77	25.18	-3.4
C&SIncEgy	MIE	1.32	12.6	...q	11.40	8.86	96	10.46	+2.0
CohStQIR	RQI	.96	8.0	...q	13.19	10.55	282	11.95	-5.5
CohStRE	RNP	1.48	7.6	...q	21.98	17.91	137	19.35	-9.0
CohStSelPf	PSF	2.06	7.5	...q	29.16	25.16	23	27.39	-3.0
CohenStTR	RFI	.96	7.6	...q	12.87	11.50	71	12.61	-1.3
Colfax	CFX	...	...	23	43.29	28.80	881	30.22	-23.7
ColgPalm	CL	1.68	2.6	23	77.91	61.28	5407	65.27	-13.5
ColonCap	CLNS	...	...	...	14.74	5.28	2710	5.95	-47.9
ColCap pfB	CLNSpB	2.06	8.0	...	25.74	22.26	1	25.64	+.9
ColCap pfE	CLNSpE	2.19	8.3	...	27.45	23.86	5	26.25	-1.2
ColCap pfG	CLNSpG	1.88	7.8	...	26.68	22.49	6	24.20	-3.8
ColCap pfJ	CLNSpJ	...	...	...	24.84	21.48	16	23.50	-4.3
ColCap pfI	CLNSpI	1.79	7.7	...	25.94	21.81	13	23.39	-7.1
ColCap pfH	CLNSpH	1.78	7.5	...	26.00	21.61	2	23.62	-5.6
ColNthSC n	CLNC	...	...	...dd	21.20	18.16		19.62	-4.5
Col BdSt n	GMTB	...	...	...					
Col Sust n	ESGW	...	...	...	32.13	27.20		29.58	-1.9
Col SusInt n	ESGN	...	...	...	32.31	27.17	1	28.77	-5.9
Col SusUS n	ESGS	...	...	...	32.51	28.62	1	29.73	+.5
ColumTr ef n	DIAL	...	...	...	20.09	19.78		19.80	-.7
Col Bey	BBRC	.50e	2.8	...q	20.47	16.95	3	17.79	-3.5
ColEmxChi	XCEM	...	...	...q	30.22	24.42	7	25.84	-6.6
ColQualDv	HILO	.32e	2.2	...q	17.10	13.72	1	14.53	-8.6
Col EMCns	ECON	.10e	.4	...q	29.87	23.71	137	24.79	-11.9
Col IndiaC	INCO	.03e	.1	...q	51.06	41.41	7	46.27	-6.8
Col IndiaInf	INXX	.10e	.8	...q	16.79	11.99	6	12.62	-20.5
Col IndSC	SCIN	.17e	1.0	...q	25.98	16.18	7	17.05	-27.2
ColumbPT	CXP	.80	3.5	13	23.33	19.55	559	22.62	-1.4
ColSelTec	STK	.92a	4.2	...q	24.58	20.09	66	21.98	-1.2
Comcst29	**CCZ**	**1.58e**	**3.0**	**...**	**64.00**	**50.00**	**0**	**52.50**	-16.5
Comerica	CMA	1.36f	1.4	16	102.66	64.04	2053	95.50	+10.0
Comeric wt	CMA/WS	...	...	...	65.50	34.89		65.50	+12.3
ComfrtS	FIX	.32	.7	30	48.95	31.90	264	47.95	+9.9
ComndSec	MOC	...	...	...dd	3.55	1.34	7	1.36	-55.7
CmclMtls	CMC	.48	2.1	46	26.72	17.05	1079	22.41	+5.1
▲CmtyBkSy	CBU	1.36	2.1	17	65.00	48.89	327	64.63	+20.2
CmtyHlt	CYH	...	...	...dd	9.89	2.66	2781	3.05	-28.4
▲CmtyHcT n	CHCT	1.60f	5.3	...cc	30.64	22.41	194	29.94	+6.5
CBD-Pao	CBD	.08e	.4	...	25.90	18.36	1266	20.11	-14.7
CompDivHd	CODI	1.44	8.2	...dd	18.35	14.60	119	17.60	+3.8
ComDivH pf	CODIpA	1.81	8.1	...	25.75	20.01	21	22.21	-9.9
CompssMn	CMP	2.88	4.2	24	76.65	56.50	239	68.45	-5.3
Compx	CIX	.20	1.6	12	16.50	11.95	2	12.75	-4.1
ComstkM rs	LODE	...	...	...	1.34	.21	117	.22	-44.1
ComstkRs rs	CRK	...	...	...dd	12.32	4.01	349	10.99	+29.9
ConAgra	CAG	.85	2.4	17	39.43	32.16	5240	35.60	-5.5
ConchoRes	CXO	...	...	22	163.11	106.73	2387	145.38	-3.2
ConcdMed	CCM	...	...	...dd	4.29	2.46		4.05	+21.6
CondHos rs	CDOR	.78e	7.4	17	10.99	8.13	3	10.58	+6.3
Conduent n	CNDT	...	...	...	21.06	14.95	854	18.38	+13.7
ConocoPhil	COP	1.14f	1.6	57	72.57	42.27	4708	70.85	+29.1
ConEd	ED	2.86	3.7	16	89.70	71.12	1802	77.61	-8.6
CnsTom	CTO	.28f	.4	7	67.97	51.02	66	62.23	-2.0
ConstellA	STZ	2.96f	1.4	17	236.62	191.71	1534	214.60	-6.1
ConstellB	STZ/B	2.68f	1.2	21	234.00	191.29		216.72	-4.7
Constellm	**CSTM**	**...**	**...**	**...**	**14.10**	**7.88**	**3363**	**12.30**	+10.3
CnE pfB	CMSpB	4.50	4.4	...	105.95	96.93	0	103.00	-.9
ContainStr	TCS	...	...	15	8.93	3.53	277	7.14	+50.6
Contango	MCF	...	...	...dd	6.92	2.22	139	5.86	+24.4
ContlBldg	CBPX	...	...	22	32.75	21.00	139	31.95	+13.5
ContMatls	CUO	...	...	...dd	24.60	15.90	1	16.65	-12.4
ContlRescs	CLR	...	...	...cc	69.91	31.14	1990	63.84	+20.5
Cnvrgys	CVG	.44f	1.8	17	26.72	21.13	673	24.68	+5.0
CooperCo	COO	.06	...	95	260.26	216.47	379	250.92	+15.2
CooperTire	CTB	.42	1.6	19	40.78	22.58	499	25.55	-27.7
CooperStd	CPS	...	...	15	142.08	95.33	132	134.50	+9.8
CopaHold	CPA	3.48f	3.7	11	141.34	91.75	239	95.16	-29.0
Copel	ELP	.26e	4.6	...	9.69	5.24	547	5.69	-25.4
CoreLabs	CLB	2.20	2.0	61	130.34	86.55	463	111.08	+1.4
▼CoreMold	CMT	.05	...	...	24.50	13.27	47	13.07	-39.8
CorePtLd n	CPLG	...	...	...	28.30	25.04	424	25.70	-7.9
Corecivic	CXW	1.72	7.0	14	29.14	18.61	798	24.56	+9.2
CoreLogic	CLGX	...	...	23	55.79	42.00	329	54.16	+17.2
CorEn pfA	CORRpA	1.84	7.3	...	26.93	24.50	4	25.22	-2.0
CorEnInf rs	CORR	3.00	8.0	15q	39.42	31.50	43	37.52	-1.8
CoreSite	COR	4.12f	3.7	42	120.85	89.76	494	112.00	-1.7
Corindus n	**CVRS**	**...**	**...**	**...dd**	**2.05**	**.66**	**646**	**1.03**	+2.0
CorMedix	CRMD	...	...	...dd	.78	.17	419	.28	-44.2
CrnstTotR	CRF	3.35	24.5	...q	16.22	13.51	284	13.67	-10.6
CrnrstnStr	CLM	3.40	24.5	...q	16.24	13.10	440	13.88	-10.3
Corning	GLW	.72	2.4	...dd	35.10	26.11	10898	29.83	-6.8
CpBT JCP	JBN	1.75	14.9	...	16.50	9.92	10	11.77	-6.4
CorpCapT n	CCT	1.61	9.5	...	19.00	14.43	569	16.89	+5.7
CorpOffP	OFC	1.10	3.8	15	34.62	24.55	371	29.09	-.4
Cort1Aon27	KTN	2.05	6.7	...	35.11	30.31	0	30.71	-6.2
CortsJCP97	KTP	1.91	14.7	...	18.00	11.06	17	12.99	-9.0
CortsJCP	JBR	1.75	14.8	...	16.49	9.82	5	11.80	-5.5
CortsPE	KTH	2.00	6.1	...	35.00	30.26		32.62	+.9
Cosan Ltd	CZZ	.26e	3.1	...	11.89	6.93	932	8.34	-14.0
Costamre	CMRE	.40	5.6	...	8.39	5.45	441	7.14	+23.7
Costam pfB	CMREpB	1.91	7.9	...	27.43	22.95	3	24.07	-3.8
Costmr pfC	CMREpC	2.13	8.5	...	26.24	23.61	15	24.96	-1.9
Costam pfD	CMREpD	2.19	8.5	...	26.89	24.77	9	25.70	-.5
▲Cotiviti n	COTV	...	...	...	44.54	30.84	185	44.54	+38.3
Cott Cp	COT	.24	1.5	...cc	17.78	14.06	638	16.23	-2.6
Coty	COTY	.50	3.7	...	21.68	12.92	8659	13.61	-31.6
Cntwd pfB	CFCpB	1.75	6.8	...	26.77	25.46		25.72	-2.6
CousPrp	CUZ	.26	2.8	14	9.88	8.23	4557	9.33	+.9
CovantaH	CVA	1.00	6.2	...dd	17.45	13.15	1029	16.10	-4.7
CovrAll n	COVR	...	...	...					
Crane	CR	1.40	1.7	27	102.65	71.23	569	83.67	-6.2
CrwfdA	CRD/A	.28	3.3	60	9.95	6.78	6	8.40	-1.2
CrwfdB	CRD/B	.20	2.4	61	12.40	7.54	7	8.48	-11.9
Credicp	BAP	8.57e	3.7	...	239.54	183.35	187	229.95	+10.9
CS EnEur50	FIEU	...	...	...q	153.69	109.31		127.27	-7.3
▲CS FILgCG	FLGE	...	...	...q	278.43	181.57	2	276.34	+21.2
CS LgSh n	CSLS	...	...	...				27.99	
CrSuisInco	CIK	.26	8.4	...q	3.50	3.11	115	3.15	-4.8
CS InvBr n	DBRT	...	...	...	85.47	23.07	5	28.57	-43.0
CS LgBrnt n	UBRT	...	...	...	316.38	115.89		237.37	+33.0
CS MthlMtg	REML	...	...	...	33.31	22.00	27	27.02	-11.7
CS MthlyP	AMJL	.99e	...	...					
CSVLgNG rs	UGAZ	...	...	...q	140.00	49.72		62.90	-13.5
CS CrdeOil	OIIL	...	...	...	44.02	27.66		41.08	+16.7
CS MAsHi	MLTI	1.30e	...	...	29.48	27.00		28.00	
CS SP mlp	MLPO	1.12e	7.9	...	15.36	13.92		14.09	-1.3
CredSuiss	CS	1.22e	7.8	...	19.98	14.37	2492	15.68	-12.2
CrSuiHiY	DHY	.29	10.9	...q	2.90	2.56	289	2.65	-6.7
CrescPtE g	CPG	.12	1.7	40	9.25	6.40	1313	7.24	-5.0
▲CrestEq rs	CEQP	2.40	6.8	...dd	35.65	22.15	360	35.10	+36.0
InergyM wi	NRGM/WI	...	...	...				22.72	
CrossAmer	CAPL	2.10m	11.9	40	29.25	15.50	38	17.60	-25.9
CrosTim	CRT	1.02e	6.8	15	15.72	12.99	22	14.89	+1.4
CrwnCstle	CCI	4.20	3.9	...cc	114.97	98.04	4124	107.99	-2.7
CrwnCst pfA	CCIpA	1.72	.2	...	1160.00	1023.93	5	1050.00	-7.3
▼CrownHold	CCK	...	...	18	62.27	42.63	2886	42.62	-24.2
▲Cryolife	CRY	.12	.4	72	30.85	16.80	99	30.25	+58.0
CrystalRk	CRVP	...	...	...dd	1.24	.69		.97	+16.3
CubeSmart	CUBE	1.20	4.0	28	33.18	23.07	1421	30.34	+4.9
Cubic	CUB	.27	.4	...dd	72.43	39.58	79	68.60	+16.4
CullenFr	CFR	2.68f	2.4	21	121.66	81.09	451	114.04	+20.5

Continued on **next page**

Continued from **previous page**

NYSE

Name	Ticker Symbol	Div	Yield	PE	52-week High	52-week Low	Vol 1000s	Last	YTD %Chg
CullnF pfA	CFRpA	1.34	5.4	...	25.62	24.11	2	25.04	-.3
Culp Inc	CULP	.36	1.5	15	34.05	24.10	20	24.15	-27.9
Cummins	CMI	4.56f	3.4	38	194.18	129.90	2158	135.59	-23.2
CurEuro	FXE	...	...	...q	120.65	110.63		111.89	-3.2
CurAstla	FXA	.62	.8	...q	81.36	74.35		75.68	-3.0
CurBrit	FXB	...	...	...q	139.24	124.41		129.54	-1.3
CurrCda	FXC	.03e	...	...q	81.49	75.31		76.11	-3.0
CurrChina	FXCH	...	...	...	78.37	72.53		76.42	+2.0
CurJpn	FXY	...	...	...q	91.62	83.92		87.37	+2.6
CurSwed	FXS	...	...	...q	121.32	105.69		106.93	-8.0
CurSwiss	FXF	...	...	...q	102.27	93.42		95.00	-1.9
CurShSinga	FXSG	...	...	...q	75.87	71.76		73.59	+.4
CurtisWrt	CW	.60	.5	26	143.38	92.58	253	125.47	+3.0
Cush Jn37 n	PPLN	...	...	...	24.42	16.55		18.25	-8.5
CushTRet rs	SRV	1.08	9.1	...q	13.05	10.00	24	11.90	-.3
CushngRen	SZC	1.64	8.9	...q	21.30	15.35	35	18.43	-9.2
CushRoy rs	SRF	.48	5.1	...q	10.10	7.81	10	9.36	
CustomBcp	CUBI	...	...	10	33.85	24.75	102	28.73	+10.5
CustBcp 18	CUBS	1.59	6.3	...	26.40	25.08	7	25.17	-2.1
CustBc p C	CUBIpC	.57p	...	...	27.32	26.05	1	26.24	-1.2
CustBc pfD	CUBIpD	...	...	...	28.20	24.60	2	26.05	-2.3
CustBc pfE	CUBIpE	...	...	...	27.15	23.75	5	26.15	-1.5
CustoBc pf F	CUBIpF	...	...	...	27.71	25.02	2	25.77	-1.7
CynergT n	CTEK	...	...	...	5.45	2.70	0	3.90	-3.7
CypressEn	CELP	.84	11.4	13	8.50	5.50	7	7.38	+23.0

- D -

Name	Ticker Symbol	Div	Yield	PE	52-week High	52-week Low	Vol 1000s	Last	YTD %Chg
▲DCP Mid	DCP	3.12	7.2	61	43.50	29.95	483	43.23	+19.0
DCT IndlTr	DCT	1.44	2.3	30	67.47	52.58	573	63.38	+7.8
DDR Corp rs	DDR	...	...	9	35.90	12.50	1809	13.81	
DDR pfJ	DDRpJ	1.63	6.6	...	25.55	21.38	2	24.75	-1.5
DDR pfK	DDRpK	1.56	6.5	...	25.98	21.04	1	24.00	-6.5
DDR Cp pfA	DDRpA	...	...	...	27.09	22.40	32	25.16	-4.4
DGSE	DGSE	...	...	...dd	1.72	.70	8	.73	-21.6
DHI Grp	DHX	...	...	6	3.25	1.25	167	2.10	+10.5
DHT Hldgs	DHT	.20e	4.7	33	4.99	3.27	665	4.28	+19.2
DNP Selct	DNP	.78	7.1	...q	11.57	9.71	363	11.00	+1.9
DR Horton	DHI	.50	1.2	15	53.32	34.95	5638	40.38	-20.9
Drdgold	DRD	.03e	1.2	...	4.11	2.23	19	2.54	-22.1
DSW Inc	DSW	1.00	3.7	28	28.34	15.14	923	26.98	+26.0
DTE	DTE	3.53	3.3	19	116.74	94.25	1508	106.72	-2.5
DTEEn 62	DTQ	1.31	5.3	...	25.61	23.59	30	24.53	-2.3
DTE En76 n	DTJ	1.34	5.4	...	26.04	23.99	15	24.94	-2.1
DTE En27 n	DTW	1.31	5.3	...	25.75	23.34	36	24.69	-3.9
DTE F76 n	DTY	1.50	5.7	...	27.90	25.37	10	26.25	-1.9
DTE En un	DTV	...	...	...	58.42	48.68	39	51.46	-4.6
DTF TxF	DTF	.84	6.3	...q	14.81	13.03	10	13.33	-5.2
DXC Tch n	DXC	.76f	.9	...	93.28	66.83	1779	86.94	+5.9
DanaInc	DAN	.24	1.2	16	35.27	19.47	2764	20.63	-35.6
Danaher	DHR	.64	.6	26	106.08	78.97	3319	103.55	+11.6
Danaos	DAC	...	...	2	2.50	1.05	84	1.70	+17.2
DaqoNEn	DQ	...	...	4	72.50	23.23	407	38.25	-35.6
Darden	DRI	3.00f	2.8	22	112.81	76.27	1717	108.30	+12.8
DarlingIng	DAR	...	...	26	20.37	15.56	1163	19.88	+9.7
DaVita Inc	DVA	...	...	17	80.71	52.51	1091	70.07	-3.0
Daxor	DXR	.15	2.5	...	21.66	3.40	11	6.04	+32.1
DeanFoods	DF	.36	3.6	13	15.65	8.14	1997	9.92	-14.2
DeckrsOut	DECK	...	...	...cc	122.98	61.37	732	114.61	+42.8
Deere	DE	2.76f	2.0	28	175.26	112.87	5146	139.84	-10.7
DE EnhGlb	DEX	.90	7.9	...q	12.70	10.71	49	11.34	-6.5
DelaCO	VCF	.72	5.0	...q	16.50	14.00	6	14.40	-7.2
DelaDvInc	DDF	.62	5.1	...q	12.55	10.18	38	12.27	+14.4
DelaNatl	VFL	.72	5.7	...q	13.94	12.25	3	12.53	-5.5
DelaMN2	VMM	.63	5.1	...q	15.00	12.35	21	12.36	-8.2
DelekLogis	DKL	3.00f	10.7	13	35.54	26.50	26	28.05	-11.5
Delek	DK	1.00f	2.1	35	61.57	20.65	1685	48.14	+37.8
DellTch n	DVMT	...	...	...dd	96.15	62.73	1109	93.10	+14.5
DelphiTc n	DLPH	.68	1.5	26	60.39	42.94	548	44.73	-14.8
DeltaAir	DAL	1.40f	2.7	11	60.50	44.59	4652	51.68	-7.7
DeltaAprl	DLA	...	...	...cc	22.50	16.90	25	17.03	-15.7
Dltsh SPX n	DMRL	...	...	...	59.02	49.16	6	55.80	+2.8
Dlt SP400 n	DMRM	...	...	...	56.45	48.78	1	55.18	+2.1
Dlt SP600 n	DMRS	...	...	...	59.36	47.73	1	58.70	+8.1
DltshInt n	DMRI	...	...	...	56.65	49.79	1	51.63	-2.6
▼Deluxe	DLX	1.20	1.9	12	78.87	64.07	389	64.12	-16.6
DenburyR	DNR	...	...	...dd	5.56	.92	10288	4.56	+106.3
DenisnM g	DNN	...	...	...dd	.64	.38	485	.45	-18.0
Despg.cm n	DESP	...	...	...	36.56	19.11	560	20.76	-24.5
DeutGlHI n	LBF	...	...	...				8.82	
DeutschBk	DB	.83e	...	...	20.23	10.36	7631	12.28	-35.5
DBDogs22	DOD	...	...	...	30.43	19.04	19	22.60	-11.5
DBWMTR	WMW	...	...	...	32.46	26.75		31.65	+5.5
DB Cap pf	DTK	1.90	7.6	...	26.53	25.42		25.00	-2.7
DeutBCT2 pf	DXB	1.64	6.4	...	26.51	24.12	20	25.45	
DeutBCT5 pf	DKT	2.01	7.9	...	27.18	25.05	122	25.45	-2.6
DBCmdyS	DDP	...	...	...q	57.02	37.66		45.00	+1.1
DBCmdDL	DYY	...	...	...q	4.09	2.08	6	2.79	-26.6
DBCmdDS	DEE	...	...	...q	55.00	55.00		55.00	-28.6
DB AgriLg	**AGF**	**...**	**...**	**...q**	**13.46**	**7.53**	**2**	**9.00**	-10.5
DB AgriSh	ADZ	...	...	...q	39.50	21.13		37.00	+6.3
DB AgriDL	DAG	...	...	...q	3.65	2.15	8	2.34	-18.2
DB AgDS	AGA	...	...	...q	32.50	22.38		24.46	-9.1
DBGoldSh	DGZ	...	...	...q	14.81	13.01	1	14.73	+8.2
DBGoldDL	DGP	...	...	...q	29.42	21.23	7	21.55	-13.8
DBGoldDS	DZZ	...	...	...q	6.30	4.88	3	6.21	+15.9
DBGlbHY23	FIEG	...	...	...q	184.00	117.10	0	166.50	-2.6
Deut HiOp	DHG	.72	4.8	...q	15.20	14.53		14.97	-.3
Deut Multi	KMM	.51	5.7	...q	8.99	8.59	20	8.87	+.2
Deut Muni	KTF	.84	7.7	...q	13.40	10.93		10.97	-7.8
Deut StInc	KST	.66a	5.3	...q	12.66	12.11	1	12.40	-.3
Deut StMu	KSM	.84	7.8	...q	12.80	10.67		10.83	-8.1
DBXEmMkt	DBEM	.36e	1.5	...q	26.32	22.37	22	23.49	-2.5
DBXEafeEq	DBEF	.95e	3.0	...q	33.05	29.64	1035	32.17	+1.2
DBXBrazEq	DBBR	.13e	1.1	...q	14.00	10.59		12.06	+.3
DBXGerEq	DBGR	.35e	1.3	...q	29.78	25.97	0	27.53	-3.2
Deu HYBd n	HYLB	...	...	...	51.56	48.68	99	49.49	-1.9
Dbx Tr etf	DESC	...	...	...	36.00	30.65		35.01	+3.0
DeutBarl n	IFIX	...	...	...	50.76	49.59	0	50.07	
DeuBrcln n	IGVT	...	...	...	50.12	48.32	0	49.05	+.4
DbXR1KECo	DEUS	...	...	...q	33.87	28.87	20	32.75	+2.1
DeutEmCo	DEMG	...	...	...	30.95	24.97		25.82	-10.5
DBXJapnEq	DBJP	.91e	2.1	...q	46.61	37.94	190	42.40	-3.8
DbXDvxEU	DEEF	...	...	...q	31.76	27.77	12	29.09	-3.1
Deut 300Ch	ASHX	.74p	...	...q	24.14	18.00	2	18.93	-14.3
DbxItalyHE	DBIT	.22p	...	...q	26.39	22.26		22.55	-3.3
DeutSthE n	DBSE	...	...	...					
Deut Austrl n	DBAU	...	...	...					
DbxEafeSC	DBES	.26p	...	...q	31.05	27.90		30.25	+1.9
DbxAllWHiD	HDAW	.27e	...	...q	27.42	24.49	1	25.40	-5.1
DbxEafeHiD	HDEF	.43e	1.1	...q	25.41	23.08	38	23.81	-3.7
DbxNikk400	JPN	...	...	...q	31.67	26.47	5	28.71	-2.1
Deut S&P n	DBIF	...	...	...					
Deut InRE n	DBRE	...	...	...					
DBX MSCI	DBEZ	1.28e	4.0	...	31.82	28.70		31.82	+4.8
DeuMunInf	RVNU	.71	2.7	...q	27.23	25.99	13	26.37	-2.9
DBX EMBd	EMIH	.99e	4.0	...q	25.69	23.85		24.50	-2.4
DBX IGBd	IGIH	.77	3.2	...q	24.99	20.99	0	23.82	-2.5
DBXHYCpB	HYIH	1.20	5.2	...q	23.72	22.42	2	23.11	+.4
DBXChiSC	ASHS	...	...	...q	37.50	27.18	15	28.60	-17.9
DBXHrvChi	CN	.30e	.9	...q	42.41	33.05	3	35.01	-6.2
DBXMexHd	DBMX	4.12e	15.7	...q	21.63	17.69		17.75	-10.1
DBXSKorH	DBKO	.03p	...	...q	32.94	28.10	0	28.70	-8.6
DBXAWxUS	DBAW	1.33e	3.1	...q	29.07	25.97	4	27.82	+.1
DBXAsiaPH	DBAP	.74e	2.6	...q	31.53	26.97		28.48	+.2
DBXEurHgd	DBEU	.65e	2.3	...q	29.80	26.57	316	28.83	+1.4
DBXUKHdg	DBUK	.89e	4.0	...q	22.49	19.98		22.04	+1.2
DBXHvChiA	ASHR	...	...	...q	34.89	25.13	2833	26.91	-13.3
DevonE	DVN	.32f	.7	29	46.54	29.79	4229	44.56	+7.6
ElevWat n	WTRX	...	...	...	33.44	28.83		30.85	-2.5
Diageo	DEO	3.20e	2.1	...	151.30	118.57	314	149.18	+2.2
DiamOffsh	DO	.50	2.7	30	21.92	10.19	1618	18.40	-1.0
DiamRk	DRH	.50	4.1	16	12.99	9.87	2072	12.09	+7.1
DianaShip	DSX	...	...	...dd	5.16	3.07	357	4.53	+11.3
DianaS pfB	DSXpB	2.22	9.0	...	25.80	21.58	6	24.74	-.3
DianaSh20	DSXN	2.13	8.2	...	26.18	22.76	4	25.76	+.3
DicksSptg	DKS	.90	2.7	11	38.99	23.88	2343	33.87	+17.8
▼Diebold	DBD	.40	3.5	13	23.70	11.37	869	11.40	-30.3
DigitalPwr	DPW	...	...	...dd	5.95	.50		2.31	-28.0
DigitalRlt	DLR	4.04	3.5	55	127.23	96.56	1644	115.26	+1.2
DigitlR pfG	DLRpG	1.47	5.8	...	26.04	24.27	10	25.34	-.6
▼DigtlR pfH	DLRpH	1.84	7.1	...	27.41	25.81	40	25.80	-3.3
DigitRlt pfC	DLRpC	1.09	4.1	...	28.18	26.44		26.46	-4.1
DigitRlt pfJ	DLRpJ	...	...	...	25.30	22.13	22	24.18	-3.7
DigitalR pfI	DLRpI	1.59	6.1	...	27.75	25.48	3	26.10	-5.1
Dillards	DDS	.40	.5	10	98.75	49.91	341	81.95	+36.5
▲Dillard38	DDT	1.88	6.8	...	27.75	25.13	83	27.85	+7.7
DineEquity	DIN	2.52m	3.7	5	82.62	36.71	383	68.17	+34.4
DiploPhm	DPLO	...	...	63	28.74	14.50	1491	21.30	+6.1
Dir SilMBl n	SHNY	...	...	...	12.28	6.50	5	6.78	-28.8
DirBrCm n	COM	...	...	...	26.10	23.23	12	24.89	+1.4
DirChInt n	CWEB	...	...	...	69.08	41.93	27	46.87	-8.2
Dir CnSt n	SPLZ	...	...	...					
Dirx Euro n	EUXL	...	...	...	33.40	20.59	4	23.28	-11.3
DirxAero n	DFEN	...	...	...	58.00	29.80	81	51.14	+14.9
DrxTrnBl n	TPOR	...	...	...	43.11	23.47	68	32.09	-7.0
DxEmMkt n	EMBU	...	...	...	26.61	19.37		21.66	-16.1
Dir UtBr n	UTLZ	...	...	...					
DirxUtil n	UTSL	...	...	...	34.73	19.59	47	25.62	-7.0
DirxInds n	DUSL	...	...	...	44.53	25.95	10	32.42	-11.7
DirxMex n	MEXX	...	...	...	33.36	13.05	26	21.36	+3.7
DrxRBkBr rs	WDRW	...	...	...q	56.13	19.69	0	22.54	-26.4
DxRsaBr rs	RUSS	...	...	...q	33.66	14.43	223	19.14	-16.8
DxSOXBr rs	SOXS	...	...	...q	29.90	8.83	3111	10.53	-36.2
DxGBull rs	NUGT	...	...	...q	44.03	21.25	5523	22.10	-30.3
DrGMBll rs	JNUG	.09e	.7	...q	25.76	11.34	5909	12.70	-28.5
DirSPX Br	SPDN	...	...	...	33.99	28.53	8	28.74	-6.1
DxGlMBr rs	JDST	...	...	...q	78.06	40.90	209	53.55	+4.4
▼DirSPBear s	SPXS	...	...	...q	41.27	23.79	3358	23.73	-20.8
Dir7-10TBr	TYNS	...	...	...	29.52	27.74		28.83	+2.1
DrxDlySpxB	LLSP	.10p	...	...q	40.38	31.99	5	38.44	+6.8
DxChiABear	CHAD	...	...	...q	37.17	27.67	37	34.45	+10.6
DrxNGBear rs	GASX	...	...	...q	47.19	14.90	17	17.01	-27.5
DxSPOGBr rs	DRIP	...	...	...q	28.73	4.97	6309	6.00	-49.4
DrxRBkBull	DPST	...	...	...q	95.94	43.51	36	80.71	+11.0
DirDGlBr rs	DUST	...	...	...q	31.98	19.01	2204	26.39	+11.4
DxSPXBll s	SPUU	...	...	...q	57.21	40.77	7	54.25	+9.4
DxEuFnBl	EUFL	...	...	...	65.95	34.09	116	37.48	-21.1
DirGlMin n	MELT	...	...	...	26.51	23.20		24.48	
DirSCBll s	SMLL	.27e	.4	...q	61.72	39.39	3	60.38	+17.9
Drx EurF n	EUFS	...	...	...					
DxHiYldBr	HYDD	...	...	...	20.15	10.08	0	18.83	+.2
DrNsd100 rs	QQQE	...	...	...q	47.40	39.20	33	46.70	+8.1
DrxDlySCB	LLSC	.10p	...	...q	41.84	31.20	10	41.15	+15.8
Dir TcBr n	TECZ	...	...	...					
Dir FnBr n	FAZZ	...	...	...					
DrxiBillion	IBLN	.21e	.6	...q	35.52	29.43		32.96	+2.2
Drx Eng n	ERYY	...	...	...					
DrX EuEq n	EURZ	...	...	...	25.65	24.03		24.18	-.2
DxRusBll s	RUSL	...	...	...q	73.38	34.90	342	40.86	-19.1
DiEurBll3x	EURL	.14e	.4	...q	47.12	31.08	16	34.87	-8.4
DrxEMBll rs	EDC	...	...	...q	168.70	83.80	302	96.15	-23.5
Dir MLPHi	ZMLP	1.60m	10.4	...q	17.94	13.61	6	15.35	-4.0
DxLatBll s	**LBJ**	**...**	**...**	**...q**	**49.13**	**17.74**	**133**	**25.49**	-21.1
DirTotBBr	SAGG	...	...	...q	32.31	30.87	0	31.91	+2.5
DxBrzBull s	**BRZU**	**...**	**...**	**...q**	**65.25**	**15.82**	**2348**	**25.20**	-37.4
DxBiotBll rs	**LABU**	**...**	**...**	**...q**	**116.54**	**55.10**	**1578**	**101.71**	+30.6
DxIndiBll rs	INDL	...	...	...q	120.64	67.97	50	81.98	-19.7
DxNGBll rs	GASL	...	...	...q	31.99	14.60	54	24.23	-4.6
DrDevMBr	DPK	...	...	...q	15.44	10.08	5	12.20	-1.0
DxSPOGBl s	GUSH	...	...	...q	47.55	15.04	1216	39.12	+28.9
DxREBear	DRV	...	...	...q	15.62	9.07	44	9.99	-4.6
Dir HltBr n	SICK	...	...	...					
Dir20yrTBr	TYBS	...	...	...q	21.58	19.69	0	20.85	+4.7
DrxFtseEm	LLEM	.47p	...	...q				23.59	
DrxJpBull	JPNL	...	...	...q	96.48	56.81	6	69.12	-10.4
DxEnBear rs	ERY	...	...	...q	77.60	34.86		54.00	
DxEMBear	EDZ	...	...	...q	13.00	6.67		8.27	-8.7
DxEMBear rs	EDZ/WI	...	...	...q	65.00	33.35			-100.0
DirPhr Bear	PILS	1.50p	...	...				43.52	
DrxPhMd n	PILL	...	...	...	42.90	25.23		27.35	+.5
Dir CySc n	HAKK	...	...	...					
DrxSKBull	KORU	...	...	...q	72.86	35.45	32	37.01	-40.6
DxSCBear rs	TZA	...	...	...q	18.57	8.31	10067	8.75	-28.7
▼DxFnBr rs	FAZ	...	...	...q	17.36	9.71	2073	9.82	-16.0
Dx HmSu n	CLAW	...	...	...					
DrxHmbBull	**NAIL**	**...**	**...**	**...q**	**110.62**	**41.70**	**52**	**54.87**	-40.6
Dx30TBear	TMV	...	...	...q	22.45	17.07	1539	19.92	+13.0
DxFnBull s	FAS	...	...	...q	82.80	47.17	2323	70.64	+3.3
DxBiotBea rs	LABD	...	...	...q	75.00	27.10		37.40	
DrxTcBr rs	TECS	...	...	...q	51.60	23.64		31.35	
DrxACInsi	KNOW	.48e	1.1	...q	43.81	38.11	125	42.00	+1.2
DxMCBr rs	MIDZ	...	...	...q	19.74	10.68	9	11.17	-17.0
DxChiBr rs	YANG	...	...	...q	90.70	36.30		51.00	
Drx300Chin	**CHAU**	**...**	**...**	**...q**	**37.53**	**19.13**	**248**	**21.82**	-26.5
DxHcrBll s	CURE	...	...	...q	63.45	38.85	69	52.44	+12.5
▲DxTcBull s	TECL	...	...	...q	154.29	78.86	180	156.01	+39.1
DxRetlBll s	RETL	...	...	...q	48.79	21.33	45	43.49	+20.7
DxSOXBll s	SOXL	.12e	.1	...q	209.00	84.86	682	150.51	+9.1
Dir30TrBul s	TMF	...	...	...q	23.46	16.93	280	18.48	-16.4
Dir10TrBear	TYO	...	...	...q	16.00	13.12	2	15.17	+7.9
Dx10yTBull	TYD	...	...	...q	47.36	38.20	1	39.78	-9.4
DxMCBull s	MIDU	...	...	...q	53.91	33.43	24	50.43	+8.6
DrxREBull s	DRN	...	...	...q	24.73	14.68	45	21.08	-7.7
DirxChiBull	**YINN**	**.38e**	**1.4**	**...q**	**53.89**	**22.31**	**3267**	**26.36**	-22.5
DirxDMBull	DZK	...	...	...q	100.54	68.41	2	75.89	-7.9
DrxSCBull s	TNA	.41e	.5	...q	92.67	48.17	4065	87.60	+24.7
DrxSPBull s	SPXL	...	...	...q	54.49	33.86	3428	49.41	+11.5
DirxEnBull	ERX	...	...	...q	44.29	21.37	2217	37.11	+6.2
Discover	DFS	1.60f	2.2	14	81.93	57.50	2703	73.11	-5.0
Disney	DIS	1.68	1.5	16	114.68	96.20	5648	110.70	+3.0
Div&Inco	DNI	1.63	13.3	...q	14.25	11.61	118	12.30	-8.4
DrReddy	RDY	.29e	1.0	...	41.95	28.13	277	30.10	-19.9
DocuSec rs	DSS	...	...	...dd	3.16	.56	14	1.38	-23.3
DolbyLab	DLB	.64	1.0	67	74.29	48.00	203	63.97	+3.2
DollarGen	DG	1.16f	1.2	16	105.82	70.30	1834	98.59	+6.0
DomMidst	DM	1.34f	8.2	12	34.85	12.55	812	16.20	-46.8
DomEngy	D	3.34	4.7	15	85.30	61.53	3273	70.91	-12.5
DomRes un	DCUD	...	...	...	53.58	42.50	17	47.47	-8.1
DomRs76 n	DRUA	...	...	...	25.94	23.04	35	24.91	-2.6
Dominos	DPZ	2.20f	.8	41	293.81	166.74	913	263.07	+39.2
Domtar g	UFS	1.74	3.6	17	52.58	37.35	273	47.77	-3.5
Donaldson	DCI	.76f	1.6	24	52.20	42.59	191	46.13	-5.8
DonlleyRR rs	RRD	.56	10.2	6	12.85	5.22	822	5.48	-41.1
DonnlyFn n	DFIN	...	...	...	23.73	15.22	238	20.83	+6.9
DorianLPG	LPG	...	...	...dd	8.79	6.20	161	8.05	-2.1
DoubIncSol	DSL	1.80a	8.9	...q	21.56	19.56	322	20.15	-.2
DblLOppCr	DBL	2.00a	9.6	...q	25.13	20.48	42	20.90	-5.8
DougDyn	PLOW	1.06f	2.2	34	49.50	30.23	46	47.85	+26.6
DEmmett	DEI	1.00	2.6	25	41.59	34.72	772	38.81	-5.5
Dover	DOV	1.88	2.4	16	109.06	71.71	2222	79.20	-21.6
DoverDG	DDE	...	...	...dd	3.49	.92	1914	3.17	+210.8
DoverMot	DVD	.08f	4.0	9	2.35	1.80	12	2.00	+2.6
DowDuPnt	DWDP	1.52	2.3	21	77.08	61.27	6561	66.92	-6.0
▼Dry Gl24 n	DCF	.22f	2.4	...	10.05	9.04	47	9.03	-3.9
DryHYSt	DHF	.35	11.1	...q	3.57	3.08	243	3.13	-6.3
DrMuBdInf	DMB	.75	5.9	...q	13.54	12.10	50	12.68	-2.5
DryfMu	DMF	.54	6.6	...q	10.00	7.93	34	8.13	-8.5
DryStrt	LEO	.52	6.7	...q	9.18	7.53	96	7.70	-10.9
DrySM	DSM	.50	6.6	...q	8.85	7.42	63	7.57	-11.5
Dril-Quip	DRQ	...	...	...dd	58.95	35.85	273	56.90	+19.3
DriveShack	DS	.48	7.4	17	8.06	2.41	344	6.53	+18.1
DriveS pfB	DSpB	2.44	9.6	...	26.49	24.72	3	25.50	-.9
DriveS pfC	DSpC	2.01	8.0	...	26.08	23.36	1	25.22	+.4
DriveS pfD	DSpD	2.09	8.3	...	25.84	24.25	0	25.30	-.6
DuPnt pfA	DDpA	3.50	4.0	...	96.65	82.01	0	86.50	-6.4
DuPnt pfB	DDpB	4.50	4.4	...	110.00	100.00	0	101.26	-6.5
Ducomun	DCO	...	...	19	35.89	25.06	14	33.90	+19.2
Df&PGblUt	DPG	1.40	9.5	...q	17.05	13.50	100	14.69	-5.3
DufPUC	DUC	.60	7.1	...q	9.33	8.40	13	8.47	-4.4
DukeEngy	DUK	3.71f	4.6	17	91.78	71.96	4066	79.89	-5.0
DukeEn 73	DUKH	1.28	5.1	...	26.31	23.71	13	25.28	-.3
DukeRlty	DRE	.80	2.9	22	30.14	24.30	3296	27.67	+1.7
DunBrad	DNB	2.09	1.6	19	134.25	105.42	127	128.03	+8.1
Dycom	DY	...	...	22	123.99	73.95	599	92.22	-17.2
Dynagas	DLNG	1.00	12.8	...	15.23	7.51	73	7.82	-28.0
Dynags pfA	DLNGpA	2.25	8.7	...	26.98	25.09	9	25.87	-.6
Dynegy 7	DYNC	1.75	2.3	...	85.58	59.80		77.13	-2.6
DynexCap	DX	.72	11.2	15	7.41	6.02	185	6.41	-8.6
Dynex pfA	DXpA	2.13	8.3	...	26.00	25.04	1	25.46	-.1
Dynex pfB	DXpB	1.91	7.8	...	25.16	23.25	13	24.55	-.9

- E -

Name	Ticker Symbol	Div	Yield	PE	52-week High	52-week Low	Vol 1000s	Last	YTD %Chg
ETracBDC	BDCS	1.84e	8.9	...q	22.48	18.72	45	20.59	-.8
ETrMLPSht	MLPS	...	...	...q	15.50	11.06		12.22	-1.2
ETrAlerNG	MLPG	1.86e	7.8	...q	26.25	19.00	0	23.90	-.7
E-TrAlerInf	MLPI	1.88e	8.0	...q	26.70	20.31	1099	23.45	-3.1
ETBbgCmd	DJCI	...	...	...q	17.00	14.60	4	15.38	-4.1
ETrAlerian	AMU	1.45e	8.4	...q	19.18	14.59	22	17.16	-.9
E-TrFood	FUD	...	...	...q	19.48	15.98		16.25	-9.7
E-TrcEngy	UBN	...	...	...q	10.00	6.43		8.96	+15.1
E-TrcIMet	UBM	...	...	...q	22.54	13.55		17.54	+2.8
E-TracAg	UAG	...	...	...q	20.00	16.11		16.20	-9.0
ETr2xBDC	BDCL	3.52e	22.1	...q	19.12	13.13	66	15.91	-3.3
E-TrcCmci	UCI	...	...	...q	16.37	12.85	39	15.00	-2.5
E-TrcSilv	USV	...	...	...q	22.76	19.66		19.66	-9.6
E-TrcGld	UBG	...	...	...q	35.00	31.50		31.52	-4.5
E-TrLvstk	UBC	...	...	...q	21.19	16.05		18.15	-8.3
ECA MTrl	ECT	.33e	17.2	5	2.55	1.45	18	1.90	-11.6
EG Comp	AGEM	...	...	...q				22.55	
EGBasMat	LGEM	...	...	...q				10.05	
EG CnsGds	GGEM	...	...	...q				23.42	
EG CnsSvc	VGEM	...	...	...q				22.28	
EG Fincl	FGEM	...	...	...q				20.32	
EG HltCre	HGEM	...	...	...q				23.77	
EG Tech	QGEM	...	...	...q				21.71	
EG MetMn	EMT	...	...	...q				9.98	
EG Energy	OGEM	...	...	...q				22.23	
EG Utils	UGEM	...	...	...q				15.87	
EG Telecm	TGEM	...	...	...q				19.72	
▼ELF Inc n	**ELF**	**...**	**...**	**...**	**27.27**	**14.54**	**1124**	**13.93**	-37.6
EMCOR	EME	.32	.4	23	85.08	62.15	338	76.28	-6.7
EMX Roy g	EMX	...	...	...	1.34	.67	58	1.13	+36.0
ENI	E	1.29e	3.4	...dd	40.15	30.13	300	38.14	+14.9
EOG Rescs	EOG	.74f	.6	...dd	128.03	81.99	2837	125.62	+16.4
EP Energy	**EPE**	**...**	**...**	**...dd**	**3.80**	**1.27**	**1413**	**2.40**	+1.7
▲EPAM Sys	EPAM	...	...	76	136.64	77.96	590	131.96	+22.8
EPR Prop	EPR	3.84	5.8	17	73.10	51.87	400	65.69	+.4
EPR pfC	EPRpC	1.44	5.3	...	28.96	23.38	1	27.01	+.3
EPR pfE	EPRpE	2.25	6.4	...	37.19	33.48	1	35.01	-5.0
EPR Pr pfG	EPRpG	1.44	6.2	...	25.23	21.60	43	23.23	-7.2
EQT Corp	EQT	.12	.2	...dd	67.84	43.70	1935	55.00	-3.4
EQT GP n	EQGP	1.03e	4.3	12	30.74	21.05	253	24.05	-10.6
EQT Mid	EQM	4.26f	7.9	10	77.97	49.95	713	53.67	-26.6
ETF SITRis	RISE	...	...	...q	25.18	22.59	2	24.90	+4.8
ETF JrSil	SILJ	...	...	...q	13.81	9.79	27	10.51	-7.4
ETF Cyber	HACK	...	...	...q	39.67	28.38	310	38.58	+21.9
ETF BigD	BIGD	...	...	...q	28.47	27.16		27.78	
▲ETF MobP	IPAY	...	...	...q	41.07	30.72	178	40.92	+17.3
ETF M AlH	MJ	...	...	...	39.72	26.02	289	27.13	-7.2
ETF M Vid	GAMR	...	...	...	55.00	41.53	32	49.58	+3.5
ETF Drone	IFLY	...	...	...	38.00	33.54	4	35.36	-5.4
▲ETF AIPw n	AIEQ	...	...	...	29.20	24.03	80	28.98	+12.0
ETF MgT ef	WSKY	...	...	...	35.50	31.34		32.31	-5.5
Pure Fintch	FINQ	...	...	...	29.14	28.70		28.95	
▲BlStIsrTc n	ITEQ	...	...	...	36.27	30.11	6	35.96	+13.7
ETF Clim	ETHO	...	...	...q	37.25	30.23	1	36.44	+7.2
ETFAlpAlt	ALFA	...	...	...q	49.46	40.12	1	48.99	+14.4
ChngFnDvr	CHGX	...	...	...	20.37	18.02		19.64	+4.9
ETF EmM n	EEMD	...	...	...	28.41	23.30	0	24.00	-8.2
ETF spx H n	SPDV	...	...	...	28.19	25.00	2	27.09	+3.6
ETF AptF n	FTVA	...	...	...	30.36	24.74	3	28.38	+4.6
ETF GOP n	MAGA	...	...	...	29.82	24.92	3	27.82	-.3
NtDUSEq ef	MXDU	...	...	...	28.83	25.93		28.59	+.7
NtRkBsInt ef	RBIN	...	...	...	27.45	25.45		25.77	-6.1
RsBsUSE ef	RBUS	...	...	...	27.19	24.83		26.97	-.8
ETF RvCp n	RVRS	...	...	...	16.76	14.84	4	16.42	+3.3
ETF BrVl n	BVAL	...	...	...	16.70	14.46	0	15.75	-.9
ETFDeepV	DVP	.66e	1.9	...q	37.26	27.75	9	34.94	+6.5
GlGoGld n	GOAU	...	...	...	14.13	11.39	6	12.53	-3.7
ETF OCIO n	OCIO	...	...	...	27.81	25.44	1	26.88	+.4
ETF Seren	ICAN	...	...	...	28.96	25.44	1	28.66	+5.6
PremisCap	TCTL	...	...	...	31.57	27.97	2	30.44	+1.6
AmCusSat	ACSI	...	...	...				30.55	
AptBehMo	BEMO	...	...	...	36.09	27.34	5	34.48	+13.7
EtfAlphacln	ALFI	...	...	...q	26.95	23.31		25.14	+.7
EtfUSGblJ	JETS	...	...	...q	34.75	27.69	20	30.02	-7.8
ETF Master	HIPS	1.29	7.7	...q	18.58	17.22		16.80	-5.3
EtfDiaHVal	DHVW	.99e	3.0	...q	33.86	30.05	4	33.35	-.1
EtfInfcMLP	AMZA	2.08	27.8	...q	9.80	6.55	1417	7.49	-13.0
ETF BioPr n	BBP	...	...	...	46.80	37.33	4	45.59	+12.4
ETF ClinT n	BBC	...	...	...	36.25	25.88	16	33.23	+16.9
InfrCpPfd	PFFR	...	...	...	26.27	23.61	5	24.75	-1.2
EtfNwfMSec	NFLT	1.13e	4.7	...q	25.95	23.87	9	24.20	-4.1
EtfReavUt	UTES	...	...	...q	34.83	30.92		30.97	-4.9
Etf VirtEM	EMEM	...	...	...	28.57	22.20	43	23.41	-10.6
Virt GlFc ef	VGFO	...	...	...	27.82	25.00		27.82	+5.8
ETF Virt n	CUMB	...	...	...	26.08	24.38	2	24.89	-2.3
ETF PrMtl	GLTR	...	...	...q	68.06	58.87	24	59.74	-8.1
ETFS Com	BCI	...	...	...	25.95	18.58	27	23.50	-4.0
ETFS Comd	BCD	...	...	...	28.39	24.21		25.21	-2.1
ETFS EnCm	BEF	...	...	...	29.22	23.25	0	27.75	+9.3
ETFSGold	SGOL	...	...	...q	132.10	117.48	18	118.35	-6.2
ETF Pall	PALL	...	...	...q	107.47	80.64	9	86.92	-14.4
ETF Plat	PPLT	...	...	...q	97.94	75.85	45	79.18	-10.5
EagleCGr	GRF	.50e	2.2	...q	8.59	7.16	7	8.19	+3.1
EagleGrInc	EGIF	1.31	8.5	...q	17.23	14.83	32	15.40	-7.2
EagleMat	EXP	.40	.4	26	122.49	86.51	585	109.23	-3.6
EaglePtCr	ECC	.80	4.3	...	21.60	17.28	88	18.40	-2.2
EagleP pfA	ECCA	1.94	7.6	...	26.36	24.96	10	25.36	-1.8
EaglePt 20	ECCZ	1.75	7.0	...	25.91	24.70		25.17	+.1
EaglPt pfB	ECCB	1.94	7.4	...	26.60	25.50	0	26.39	+.3
EagleP27 n	ECCY	...	...	...	26.75	24.80	1	25.42	+.1
Earthstone	ESTE	...	...	...dd	12.16	7.80	139	9.49	-10.7
▼EastGvP n	DEA	1.04	5.4	29	22.32	19.03	1860	19.25	-9.8
EstANG wd	NGT/WD	...	...	...					
Eastgrp	EGP	2.56	2.8	40	98.17	77.74	258	92.16	+4.3
EastChem	EMN	2.24	2.2	14	112.45	81.91	551	100.22	+8.2
EastCh wt	EMN/WS	...	...	...				.55	
EKodak wt	KODK/WS	...	...	...	2.79	.01		1.15	+22900.0
EKodk wtA	KODK/WS/A	...	...	...	3.15	.00		.91	+8960.0
EKodak	KODK	...	...	...dd	13.28	2.95	317	3.45	+11.3
Eaton	ETN	2.64	3.4	18	89.85	69.82	3745	77.45	-2.0
EatVn 22 n	EFL	...	...	...	10.09	9.08	46	9.46	+2.4
EatV HiIn21	EHT	.60	6.3	...	10.52	9.34	38	9.55	-4.5
EV CAMu	EVM	.68	6.6	...q	12.89	10.15	50	10.31	-10.4
EVCAMu2	EIA	.62	5.8	...q	13.00	10.55	7	10.73	-6.7
EVCAMu	CEV	.71	6.2	...q	13.01	11.23	10	11.45	-5.8
EatnVan	EV	1.24f	2.3	20	60.95	45.06	486	53.34	-5.4
EV EnEq	EOI	1.04	6.6	...q	16.46	12.94	76	15.70	+8.2
EV EEq2	EOS	1.05	5.9	...q	17.78	14.41	116	17.77	+16.8
EV FltRt	EFT	.91	6.2	...q	15.33	14.03	156	14.70	+2.6
EVFltRtIP	EFF	1.13	6.9	...q	17.13	15.93	10	16.49	+1.1
EV LtdDur	EVV	1.22	9.7	...q	14.29	12.47	275	12.57	-7.9
EV MAMu	MAB	.65	5.0	...q	16.00	12.35	4	12.94	-2.0
EVMAMu	MMV	.69	5.5	...q	14.04	12.26	2	12.43	-5.2
EV MIMu	MIW	.71	5.4	...q	14.39	12.52	0	13.15	-2.3
EVMIMu	EMI	.71	5.4	...q	13.85	12.04		13.07	+1.8
EVMuniBd	EIM	.77	6.5	...q	12.98	11.60	136	11.81	-5.6
EVMuni2	EIV	.70	5.8	...q	12.95	11.47	2	11.94	-3.0
EVMunTT	ETX	.85	4.3	...q	21.20	18.81	5	19.98	-3.6
EV MuIT	EVN	.85	7.1	...q	13.13	11.39	69	11.96	-3.5
EV NMuOp	EOT	1.03	4.9	...q	23.54	19.90	17	20.79	-7.7
EV NJMu	EMJ	.75	6.4	...q	13.49	11.51	4	11.71	-5.8
EVNJMu	EVJ	.73	6.5	...q	12.95	10.99	7	11.20	-4.6
EVNYMu2	NYH	.69	6.3	...q	13.64	10.48	1	10.82	-6.4
EV NYMu	ENX	.72	6.4	...q	13.34	11.01	6	11.20	-9.2
EVNYMu	EVY	.74	6.1	...q	13.56	11.84	5	12.17	-4.3
EV OHMu	EIO	.70	6.1	...q	14.70	11.35	4	11.54	-9.1
EVOHMu	EVO	.73	5.8	...q	13.96	12.10	1	12.60	-3.3
EV PAMu	EIP	.77	6.3	...q	14.70	11.62	0	12.35	-.7
EVPAMu	EVP	.73	6.4	...q	12.66	11.20	4	11.40	-6.5
EVRiskMgd	ETJ	1.12	11.4	...q	9.92	8.74	343	9.82	+2.0
EV SrFlt	EFR	.95	6.7	...q	14.97	14.01	151	14.28	-1.1
EV SrInc	EVF	.42	6.6	...q	6.87	6.30	269	6.37	-2.3
EVShDur	EVG	1.08	8.3	...q	14.64	12.91	26	12.96	-9.7
EVTxABdO	EXD	1.16	12.8	...q	11.98	8.96	55	9.03	-11.9
EV TxAd	EVT	1.74	7.4	...q	24.43	21.01	124	23.38	+.5
EV TxAG	ETG	1.23	6.9	...q	18.45	16.06	144	17.72	+2.3
EV TxAOp	ETO	2.16	8.5	...q	26.83	22.60	23	25.30	-.4
EV TxDiver	ETY	1.01	8.0	...q	12.74	10.17	279	12.58	+3.2
EVTxMGlo	EXG	.98	10.2	...q	9.84	8.02	764	9.53	+1.6
EVTxBWIn	ETB	1.30	7.9	...q	17.27	15.28	73	16.38	-2.1
EVTxGBW	ETW	1.17	9.8	...q	12.74	11.15	191	11.95	+.3
EVTxBWOp	ETV	1.33	8.4	...q	15.93	14.19	191	15.84	+3.1
EclipseRs	ECR	...	...	24	3.07	1.23	677	1.66	-30.8
Ecolab	ECL	1.64	1.2	30	150.46	125.74	900	140.61	+4.8
Ecopetrol	EC	.16e	.8	...	23.34	9.00	530	20.48	+40.0
Edenor	**EDN**	**...**	**...**	**...**	**63.29**	**27.92**	**293**	**31.91**	-35.8
Edgewell	EPC	...	...	13	76.76	39.50	871	52.83	-11.0
EdisonInt	EIX	2.42	3.7	15	83.38	57.63	4306	66.06	+4.5
EducRltTr	EDR	1.56	3.8	33	43.30	30.07	1637	41.34	+18.4
EdwLfSci s	EW	...	...	51	155.22	100.20	966	152.31	+35.1
eHiCarSvc	EHIC	...	...	...	14.65	8.89	28	12.90	+11.5
8x8 Inc	EGHT	...	...	...dd	23.05	12.00	1369	21.95	+55.7
ElPasoEl	EE	1.44	2.4	26	61.85	48.05	442	61.00	+10.2
ElPasE pf	EPpC	2.38	5.2	...	51.33	43.06	1	45.82	-6.0
EldorGld g	EGO	.02e	...	11	2.53	.80	4026	1.14	-20.3
Electrmed	ELMD	...	...	21	7.96	4.60	6	5.36	-11.7
ElevCr n	ELVT	...	...	...	11.27	5.90	290	9.74	+29.3
▲EliLilly	**LLY**	**2.25**	**2.4**	**88**	**90.13**	**73.69**	**9910**	**93.35**	+10.5
Elk HiQPfd	EPRF	...	...	...	24.76	22.14		23.04	-3.0
Elkh LoVl n	LVHB	...	...	...	34.44	29.71		31.33	-3.2
ElkFdCm ef	RCOM	...	...	...	30.34	24.72		28.34	+.9
EllieMae	ELLI	...	...	74	116.90	79.71	654	106.22	+18.8
EllingtnF	EFC	1.76	10.9	12	16.43	14.12	38	16.15	+11.3
EllingtRM	EARN	1.48	13.4	14	14.95	10.23	62	11.03	-8.4
Ellomay	**ELLO**	**...**	**...**	**...**	**11.09**	**7.50**	**2**	**9.00**	
EllswthFd	ECF	.80e	8.3	...q	9.88	8.81	31	9.60	+2.0
Ellswt pfA	ECFpA	1.31	5.3	...	26.20	23.39	9	24.63	-2.0
eMagin	EMAN	...	...	...dd	2.65	1.23	18	1.70	+3.0
EAndinA	**AKO/A**	**.68e**	**3.2**	**...**	**28.25**	**19.23**	**1**	**21.36**	-19.4
EAndinB	**AKO/B**	**.74e**	**3.0**	**...**	**31.80**	**21.64**	**25**	**24.95**	-14.8
Embraer	ERJ	.13e	.6	...	28.55	18.36	1152	21.39	-10.6
EmerExp n	EEX	.29f	1.5	...	24.56	18.19	89	19.47	-4.3
EmergeES	EMES	2.68m	...	...dd	10.45	5.65	373	7.43	+3.3
EmergBio	EBS	...	...	31	55.94	32.48	252	53.99	+16.2
EmrgBio wi	EBS.WI	...	...	...					
EmersonEl	EMR	1.94	2.8	26	74.45	57.47	3076	68.87	-1.2
EmerR hs	MSN	...	...	...dd	1.89	1.07	3	1.45	-.7
EmpOPES	ESBA	.34	2.0	...	21.25	15.17	1	16.72	-19.1
EmpOP60	OGCP	.34	2.0	...	20.90	15.28	5	16.62	-18.4
EmpOP250	FISK	.34	2.0	...	20.95	15.88		17.24	-15.5
EmpStRTr	ESRT	.34	2.0	43	21.24	15.94	936	16.70	-18.7
EmployH	EIG	.80	1.9	15	50.45	38.35	94	42.70	-3.8
EElChile	EOCC	1.07e	5.2	...	29.41	19.32	8	20.45	-24.0
EnLinkLP	ENLK	1.56	9.9	...	18.58	12.75	1023	15.71	+2.2
EnableMid	ENBL	1.27	6.9	20	19.24	12.89	434	18.48	+30.0
EnbrdgEM	EEQ	1.40t	...	...dd	16.23	8.38	407	10.48	-21.7
EnbrdgEPt	EEP	1.40	12.8	13	16.34	8.89	1753	10.91	-21.0
Enbridge	ENB	2.68	...	...	42.31	29.00	2686	34.81	-11.0
EnCana g	ECA	.06	.5	22	14.31	8.79	4976	12.93	-3.0
EncompHlth	EHC	1.08f	1.6	26	70.43	42.21	516	69.33	+40.3
HlthSth wt	HLS/WS	...	...	...				.57	
EndvSilv g	EXK	...	...	49	3.35	1.94	290	2.91	+21.8
EnduroRT	NDRO	1.45e	41.4	9	4.41	2.33	179	3.50	+11.1
EnerCre wt	ENCR/WS	...	...	...					
EnerCore n	ENCR	...	...	...					
Energen	EGN	.08	.1	26	78.30	47.74	487	74.19	+28.9
Energizer n	ENR	1.16	1.8	22	64.93	40.64	472	63.77	+32.9
Engy&Exp	ENXP	...	...	...					
EnFuel grs	UUUU	...	...	...	2.73	1.30	1567	2.68	+49.7
EgyTrEq s	ETE	1.22	6.9	21	19.34	12.80	3504	17.71	+2.6
EngyTrfPt	ETP	2.26	11.0	20	21.68	15.06	8256	20.48	+14.3
EnerJexR	ENRJ	...	...	...dd	.85	.11		.21	-6.8
Enerpls g	ERF	.12e	.9	17	13.49	8.23	711	13.17	+34.5
EnersisAm	ENIA	.21e	2.4	...	12.11	8.39	1583	8.66	-22.5
EnersAm wi	ENIA/WI	...	...	...				8.16	
EnerChile	ENIC	.22e	4.2	...	6.57	4.75	484	5.25	-7.6
EnerSys	ENS	.70	.9	28	82.25	61.33	142	77.05	+10.7
Engility	EGL	...	...	...cc	35.84	21.19	73	34.28	+20.8
EnLinkLLC	ENLC	1.07	6.7	14	20.00	13.80	824	15.95	-9.4
Ennis Inc	EBF	.90f	4.0	17	22.98	17.65	284	22.40	+8.0
EnovaIntl	ENVA	...	...	21	39.00	11.15	304	37.80	+148.7
EnPro	NPO	.96f	1.3	41	94.79	66.01	119	72.55	-22.4
ENSCO	ESV	.04	.6	...dd	8.00	4.10	9993	6.71	+13.5
Enservco	ENSV	...	...	...	1.50	.31	131	1.12	+73.9
EnSync	ESNC	...	...	...	.65	.32	85	.36	-9.3
Entercom	ETM	.36	4.5	10	12.43	6.30	2715	8.00	-25.9
EntArk66 n	EAI	1.22	5.0	...	25.29	23.08	11	24.49	-2.5
EntArk 63	EAE	1.19	5.0	...	25.60	22.51	1	24.01	-3.7
EntArk 52	EAB	1.23	5.0	...	25.45	23.26	6	24.65	-2.3
Entergy	ETR	3.56	4.5	35	87.85	71.95	2224	78.98	-3.0
EntLA 66	ELC	1.22	5.0	...	25.17	23.08	18	24.44	-1.5
EntgyLA52	ELJ	1.31	5.2	...	25.75	23.76	7	25.02	-.3
EntLA 63	ELU	1.18	4.9	...	25.72	22.61	5	23.97	-3.4
EntMS FtM	EMP	...	...	...	25.49	23.18	13	24.43	-2.9
EntgyNO n	ENO	...	...	...	28.45	24.25	5	25.67	+.2
EntgyNO 52	ENJ	1.25	5.1	...	25.90	23.17	3	24.65	-1.3
EntgyTx64	EZT	1.41	5.5	...	27.45	25.02	2	25.87	-2.4
EntProdPt	EPD	1.72f	5.9	21	29.65	23.10	3224	29.25	+10.3
Entravisn	EVC	.20	4.4	45	7.90	3.90	224	4.50	-37.1
EntrResc	EGI	...	...	...	.69	.34	58	.44	-27.4
▲Envestnet	ENV	...	...	48	61.70	37.95	640	59.35	+19.1
EnviroStr	EVI	.20e	...	82	43.25	21.30	17	40.00	
EnvisnHl n	EVHC	...	...	...dd	62.79	23.79	1174	44.26	+28.1
Enviva n	EVA	2.50f	8.6	...cc	31.95	25.01	17	28.95	+4.7
▼EnzoBio	ENZ	...	...	...dd	11.52	4.74	108	4.72	-42.1
Equifax	EFX	1.56	1.2	22	147.02	89.59	716	127.19	+7.9
EquityCmw	EQC	...	...	32	32.09	27.96	348	31.19	+2.2
EqCm pfD	EQCpD	1.63	6.2	...	26.93	25.24	1	26.20	-.5
EqCm pfE	EQCpE	1.81	...	...					
EqCmw 42	EQCO	1.44	5.7	...	25.58	24.56		25.05	-1.4
EqtyLfPrp	ELS	2.20	2.4	27	93.30	79.78	529	89.93	+1.0
EqtyRsd	EQR	2.16	3.4	31	70.46	54.97	2486	63.50	-.4
EquusTR	EQS	...	...	28q	2.54	2.19	11	2.24	-6.5
EraGroup	ERA	...	...	13	14.00	8.10	30	13.41	+24.7
Eros Intl	EROS	...	...	...dd	16.90	6.65	249	13.45	+39.4
EscoTech	ESE	.32	.5	21	66.80	50.30	85	62.55	+3.8
Espey	ESP	1.00	3.9	53	29.97	21.07	0	25.90	+8.1
Essent	ESNT	...	...	9	50.08	32.73	907	38.06	-12.3
EssentPr n	EPRT	...	...	...	14.15	13.27	218	14.00	+2.3
EssexPT	ESS	7.44f	3.2	27	270.04	214.03	347	229.72	-4.8
EsteeLdr	EL	1.52	1.1	47	158.80	97.08	1778	139.59	+9.7
Esterline	ESL	...	...	19	100.30	67.15	318	84.25	+12.8
EtfSilver	SIVR	...	...	...q	17.70	14.85	45	15.08	-8.7
EthanAl	ETH	.76	3.2	16	33.13	21.50	372	23.55	-17.7
Etrac2xMtg	MORL	3.31e	20.9	...q	19.30	12.50	246	15.81	-10.4
Et2xDJDiv	DVYL	3.55e	5.0	...q	77.86	60.01	4	70.58	-3.6
Etr2xHomb	HOML	...	...	...q	70.00	34.00		48.00	-20.3
EtrCrdOil n	OILX	...	...	...	43.69	27.56		39.43	+21.0
EtHiDLwV	HDLV	2.57e	9.7	...	33.35	23.58	13	26.50	-17.7
Etr2xSPX	SPLX	...	...	...q	73.35	35.85		57.63	+6.2
Etr2xCEFd	CEFL	2.88	18.4	...q	18.98	15.30	54	15.66	-13.6
EtrcDvsHi	DVHL	2.85e	14.6	...q	22.31	17.57	6	19.49	-3.6
EtrWFxEn	LMLP	1.90e	10.6	...	19.00	14.10	19	17.91	+13.7
EtracReit	LRET	2.00e	8.4	...q	27.57	19.32	5	23.94	-8.9
UBS VIHdg	XIVH	...	...	...	82.84	11.86		15.28	-80.2
VelShSP46	BSWN	...	...	...	24.95	9.02		10.69	-40.1
UBS VIVIX	LSVX	...	...	...	33.40	12.32		14.88	-51.4
Etr EnhGl	FIHD	...	...	...	191.45	148.89	9	165.44	-3.9
FI EnhEu n	FIEE	...	...	...	202.02	151.77	1	168.02	-5.3
Etr SP MLP	**MLPZ**	**.06p**	**...**	**...**	**51.00**	**31.45**	**2**	**40.04**	-6.6
Etr MLP In	MLPQ	.08p	...	...	46.78	25.63	23	33.47	-11.2
EtrAlerTRt	AMUB	.36p	...	...q	19.27	16.38		16.89	-2.4
EtrAlerInf	MLPB	.99e	...	...q	26.40	20.87		23.70	+2.0
EtrBCmdty	UCIB	...	...	...q	16.21	14.01	1	15.12	+.8
EtrWFBsD	BDCZ	.91e	...	...q	26.16	19.08	1	20.42	-2.1
Etr2xLevLg	LBDC	2.89e	18.3	...q	19.10	13.65	1	15.83	-2.9
EtrMtgReit	MRRL	1.70e	...	...q	19.15	11.51	8	15.77	-10.9
EtrSCHiDv	SMHD	3.06e	16.1	...q	21.47	14.27	27	18.98	-3.3
Euronav n	EURN	2.41e	...	...dd	10.10	6.90	1926	8.50	-8.1
EuroEqFd	EEA	.17e	1.8	...q	10.88	9.10	3	9.59	-2.9
EvansBc	EVBN	.92f	2.0	19	49.23	37.80	2	47.15	+12.5
▲Evercore	EVR	2.00f	1.8	26	112.70	69.55	706	113.35	+25.9
EverestRe	RE	5.20f	2.3	24	277.17	208.81	288	223.48	+1.0
Evergy	EVRG	1.60	2.9	24	57.44	47.06	1561	54.99	+4.1
EveriHldgs	EVRI	...	...	...dd	8.99	6.08	700	7.58	+.5
EversrceE	ES	2.02	3.4	19	66.15	52.76	2083	58.82	-6.9
▲Evertec	EVTC	.40	1.7	20	23.53	12.60	1280	23.85	+74.7
EvolentH n	**EVH**	**...**	**...**	**...dd**	**26.48**	**10.30**	**1122**	**21.60**	+75.6
EvolPetrol	EPM	.40	3.7	23	12.00	6.35	145	10.95	+59.9
EvoquaWt n	AQUA	...	...	...cc	25.36	18.05	765	21.61	-8.9
ExantasCap	XAN	.20	1.9	...dd	11.38	8.51	140	10.50	+12.1
ResCap pfA	RSOpA	2.13	8.6	...	25.56	23.65		24.57	
ResCap pfB	RSOpB	2.06	8.4	...	25.37	24.07		24.60	-1.6
ResCap pfC	RSOpC	2.16	8.3	...	25.99	24.90		25.96	+1.7
ETYldShHi	YYY	1.92	10.4	...q	20.00	18.08	28	18.38	-5.6
ExTrRobo	ROBO	.07e	.2	...q	46.20	35.50	302	40.48	-2.0
RxVlmxWk	VMAX	...	...	...	31.03	2.69	2	18.54	+51.4
Ber Gl Rs n	BRGL	...	...	...	28.14	24.89		26.88	+3.2
Ber US Rs n	BERN	...	...	...	29.41	24.94	2	29.00	+7.9
ExTTactUS	HTUS	...	...	...q	29.30	24.04	1	27.53	+1.4
ETF IndExp	TETF	...	...	...	21.64	16.10	1	20.28	+6.5
RxVlmxInF	VMIN	...	...	...	46.55	2.37	31	3.29	-90.5
ExTrGldE	GHE	...	...	...				26.95	
ExTGldSP	GHS	1.33e	4.0	...	36.05	30.58		33.63	+2.9
ETEMeCmc	EMQQ	.02p	...	...q	43.50	33.79	136	36.58	-3.9
Exelon	EXC	1.38f	3.3	12	43.20	35.57	5154	41.65	+5.7
Express	EXPR	...	...	31	11.34	5.28	1395	9.69	-4.5
Exterran n	EXTN	...	...	...cc	33.69	23.29	62	26.71	-15.0
ExtraSpce	EXR	3.44f	3.7	23	101.96	74.44	1090	93.61	+7.0
ExxonMbl	XOM	3.28f	4.0	18	89.30	72.16	11102	83.01	-.8

- F -

Name	Ticker Symbol	Div	Yield	PE	52-week High	52-week Low	Vol 1000s	Last	YTD %Chg
FB Finl n	FBK	.24	.6	16	45.43	32.84	137	42.62	+1.5
FBL Fn	FFG	1.84	2.2	19	85.00	64.00	12	82.05	+17.8
FCB Fin	**FCB**	**...**	**...**	**20**	**62.95**	**39.90**	**2939**	**52.25**	+2.9
FGL Hldg n	FG	...	...	...	11.94	8.14	638	8.92	-11.4
FGL Hld wt	FG/WS	...	...	...	2.30	.97		1.48	-2.0
FMC Corp	FMC	.66	.8	16	98.70	72.73	797	86.39	-8.7
FNBCp PA	**FNB**	**.48**	**3.7**	**13**	**14.92**	**12.02**	**6316**	**13.06**	-5.5

Continued on **next page**

Continued from **previous page**

NYSE

Name	Ticker Symbol	Div	Yield	PE	52-week High	52-week Low	Vol 1000s	Last	YTD %Chg
FNB FL pfE	FNBpE	...	...	...	31.65	27.64	3	28.60	-2.2
FTFQAntiB	BTAL	...	...	...q	20.69	18.31		19.93	+3.4
FTFQMom	MOM	...	...	...q	26.26	22.77		25.00	+4.0
FTFQuSize	SIZ	...	...	...q	21.94	19.25		20.44	+2.3
FTFQValu	CHEP	...	...	...q	27.13	23.33		23.35	-10.5
FTFQHgDiv	DIVA	1.08e	2.9	...q	25.68	23.17	2	23.57	-5.2
FqfOAsiaDv	OASI	.43e	...	...q	32.18	27.53		28.47	-5.1
FqfOEurDiv	OEUR	.15e	...	...q	26.90	23.41		23.50	-7.7
FQFO USDv	OUSA	.20e	...	...	33.39	29.34		30.51	-4.4
FS Invest	FSIC	.76	9.6	10	9.15	6.95	875	7.90	+7.5
FTE Net n	FTNW	...	...	...	26.25	14.10	29	16.40	-.6
FTI Cnslt	FCN	...	...	29	69.25	31.65	195	67.47	+57.1
▼FTS Intl n	FTSI	...	...	...	22.60	11.84	765	11.64	-40.6
Fabrinet	FN	...	...	13	47.02	24.02	327	39.23	+36.7
FactsetR	FDS	2.56	1.2	25	217.36	155.09	224	205.78	+6.8
FairIsaac	FICO	.08	...	52	209.01	131.52	142	203.35	+32.7
FairmSant	FMSA	...	...	35	6.39	2.47		5.63	+7.6
FangHldg	SFUN	.20e	5.7	1	5.69	3.01	2092	3.52	-36.9
FarPtAc un	FPAC/U	...	...	...	10.45	10.13	2	10.16	
Farmland	FPI	.51	7.9	59	9.68	5.15	427	6.45	-25.7
Farmln pfB	FPIpB	1.50	6.6	...	27.96	17.30	18	22.87	-11.3
FedExCp	FDX	2.60f	1.1	11	274.66	203.13	1798	236.83	-5.1
▲FedAgric	AGM	2.32	2.4	...	96.94	62.72	18	97.13	+24.1
▲FdAgricA	AGM/A	2.32	2.7	26	87.20	62.47	0	87.47	+20.2
FAgMt pfA	AGMpA	1.47	5.8	...	26.47	24.75		25.46	+1.3
FAgMt pfB	AGMpB	1.72	6.5	...	28.80	25.52	2	26.28	-.3
FAgMt pfC	AGMpC	1.50	5.7	...	31.25	25.68		26.46	-4.9
FedRlty	FRT	4.00	3.2	21	135.59	106.41	374	123.93	-6.7
FedRlt pfC	FRTpC	1.25	5.2	...	25.48	21.32	15	24.14	-4.1
FedSignl	FSS	.28	1.2	29	25.00	17.95	331	24.06	+19.8
FedInvst	FII	1.08f	4.6	8	36.76	22.82	859	23.73	-34.2
FedPMu	FMN	.88	6.5	...q	15.07	13.18	12	13.52	-3.7
Ferrari n	RACE	...	...	...	149.85	100.02	1280	133.25	+27.1
Ferrellgs	FGP	.40	13.1	...dd	5.75	2.87	211	3.06	-28.5
Ferro	FOE	...	...	17	25.50	17.78	332	21.31	-9.7
FiatChrys	FCAU	...	...	...	24.95	11.54	3444	19.28	+8.1
FibriaCelu	FBR	.09e	.5	...	22.05	10.31	1251	19.35	+31.6
FidCorpBd	FCOR	1.58	3.3	...q	51.30	47.95	7	48.48	-4.8
FidLtdTm	FLTB	.98	2.0	...q	50.75	49.11	2	49.35	-1.5
FidTotBd	FBND	1.20e	2.5	...q	50.80	48.42	32	48.85	-2.8
FidCnsDis	FDIS	.40e	.9	...q	44.32	34.66	141	43.59	+11.4
FidCnsStpl	FSTA	.87e	2.7	...	35.47	29.50	42	31.85	-7.2
FidEnergy	FENY	.53e	2.5	...q	22.21	17.01	146	21.09	+5.2
FidFinan	FNCL	.60e	1.5	...q	43.90	34.85	202	41.21	+1.1
FidHlthCre	FHLC	.70e	1.6	...q	44.44	37.13	89	43.33	+8.4
FidIndls	FIDU	.56e	1.5	...q	41.28	34.01	114	38.32	-1.0
Fid Val n	FVAL	...	...	...	35.18	29.09	10	33.90	+3.2
Fid Qual n	FQAL	...	...	...	34.02	28.61	8	33.50	+5.4
▲FidInfoTch	FTEC	.42e	.7	...q	58.35	43.93	483	58.42	+16.9
Fid Moment	FDMO	...	...	...	34.26	27.86	29	33.80	+8.1
Fid LowVol	FDLO	...	...	...	32.45	27.81	24	32.24	+5.4
Fid RisR n	FDRR	...	...	...	32.71	27.94	63	31.33	+2.2
Fid CoreD n	FDVV	...	...	...	30.41	26.24	40	30.01	+4.6
FidMsciRE	FREL	.86e	3.5	...q	25.36	21.73	146	24.23	-1.9
FidUtils	FUTY	1.21e	3.5	...q	37.01	30.99	62	34.37	-.4
FidTelecm	FCOM	.76e	2.7	...q	33.40	27.59	32	28.20	-8.8
FidelMatls	FMAT	.53e	1.6	...q	37.11	30.49	33	34.19	-2.4
FidlNatFn	FNF	1.20f	3.0	16	42.52	32.67	1654	40.09	+2.2
▲FidNatInfo	FIS	1.28	1.2	20	109.36	88.97	1545	108.67	+15.5
FidClayOp	FMO	1.72f	14.3	...q	15.43	10.27	103	12.07	-8.2
Fieldpt wt	FPP/WS	...	...	...	.09	.00		.00	
FifthStF 24	FSCE	1.47	5.8	...	25.44	25.04		25.15	
58.com	WUBA	...	...	77	89.90	49.19	2180	65.18	-8.9
FstAccept	FAC	...	...	...dd	1.50	.78		.81	-31.9
FstAFin n	FAF	1.52	2.8	22	62.71	45.91	500	54.10	-3.5
FtBcp pfA	FBPpA	...	...	...				12.30	
FtBcp pfB	FBPpB	...	...	...				12.00	
FtBcp pfC	FBPpC	...	...	...				12.07	
FtBcp pfD	FBPpD	...	...	...				12.69	
FtBcp pfE	FBPpE	...	...	...				12.03	
FstBcpPR	FBP	...	...	28	8.41	4.48	2025	8.31	+62.9
FstCash	FCFS	.88f	.9	35	95.40	57.55	197	93.30	+38.3
FstCwlth	FCF	.36f	2.2	23	16.68	12.07	339	16.40	+14.5
▲FstData n	FDC	...	...	12	22.97	14.73	4087	22.73	+36.0
FstHorizon	FHN	.48	2.7	16	20.86	15.84	5696	17.71	-11.4
FstHrz pfA	FHNpA	1.55	6.1	...	26.06	24.77	1	25.23	+.1
FstInRT	FR	.87	2.8	21	34.04	27.61	959	31.37	-.3
FMajSilv g	AG	...	...	...dd	8.48	4.93	2588	6.53	-3.1
FstRepBk	FRC	.72	.7	21	105.52	84.56	600	99.23	+14.5
FstRep pfB	FRCpB	1.55	6.0	...				25.63	
FstRep pfD	FRCpD	1.38	5.5	...	26.36	24.16	1	25.16	-1.4
FstRep pfE	FRCpE	1.75	6.8	...	27.45	25.54	5	25.72	-1.6
FstRep pfF	FRCpF	1.43	5.6	...	27.00	24.65	8	25.51	-1.0
FtRepB pfH	FRCpH	1.28	5.1	...	25.97	23.30	15	24.92	-1.9
FtRpBk pfG	FRCpG	...	...	...	27.05	24.09	4	25.00	-3.3
FtTr 22 n	FIV	...	...	...	10.00	9.02	75	9.31	+2.0
FtTrGlob	FAM	.90	8.9	...q	11.97	9.88	77	10.09	-12.9
FT MCGr	FNY	.15e	.3	...q	45.34	33.90	37	44.45	+13.4
FT MCVal	FNK	.40e	1.1	...q	37.68	32.17	3	36.27	
FT Austrla	FAUS	.80e	2.5	...q	34.27	31.02		32.57	-4.2
▲FT SCGr	FYC	.04e	.1	...q	51.00	36.99	141	49.84	+17.2
FT SCVal	FYT	.26e	.7	...q	39.88	32.07	5	38.80	+5.3
FT MegaCp	FMK	.44e	1.2	...q	36.82	30.31	2	35.45	+5.8
FTEurSelDv	FDD	1.09e	8.2	...q	14.79	12.99	108	13.31	-3.1
FTDJMic	FDM	.49e	.9	...q	52.62	41.86	7	51.68	+8.9
FT DynEq	FDEU	1.45	8.9	...q	20.20	15.79	62	16.34	-12.7
FtTEqCom	ERM	...	...	...	23.64	20.17	0	22.72	+1.6
FtT EqTact	TERM	...	...	...	23.62	19.41	3	22.64	+1.3
FT PfdSec	FPE	1.02e	5.3	...q	20.25	18.97	647	19.12	-4.4
FT HeitGl	PRME	...	...	...	20.81	17.96		20.23	+1.4
▼FT EM Sl n	RNEM	...	...	...	59.26	48.96	1	51.27	-5.9
FT LgShEq	FTLS	.16e	.4	...q	41.72	35.71	30	39.83	+1.4
FT PfInc n	FPEI	...	...	...	21.03	18.88	17	19.09	-5.2
FT VolIn n	HDMV	...	...	...	36.34	32.51	4	33.68	-1.9
FT VolD n	HUSV	...	...	...	23.72	21.53	21	23.18	+.9
FTEgyInco	FEN	2.32	10.2	...q	28.00	21.34	75	22.78	-14.1
FTEnInfra	FIF	1.32a	8.1	...q	19.23	14.57	45	16.21	-9.0
FtTrEnEq	FFA	.96	6.0	...q	16.73	14.00	38	16.10	-.6
▲FTArcaBio	FBT	...	...	...q	151.49	111.23	118	148.90	+19.5
FTDJInet	FDN	...	...	...q	146.77	96.08	706	144.55	+31.6
FtTVixTail	VIXH	...	...	...				26.06	
FT RNG	FCG	.22e	.9	...q	24.67	18.65	69	23.41	+2.8
FT ConDis	FXD	.30e	.7	...q	45.57	35.88	30	42.45	+.9
FT ConStap	FXG	.75e	1.6	...q	51.57	44.32	78	46.51	-4.4
FT Engy	FXN	.33e	2.0	...q	17.75	12.25	232	16.75	+8.2
FT Fincl	FXO	.65e	2.0	...q	32.92	28.10	108	32.18	+2.7
▲FT HlthCr	FXH	...	...	...q	77.90	63.96	35	77.00	+10.3
FT IndPrd	FXR	.16e	.4	...q	42.74	34.52	82	40.11	-1.2
FT Matls	FXZ	.37e	.9	...q	46.43	37.58	19	42.71	-2.6
FT Tech	FXL	.13e	.2	...q	59.99	43.96	147	58.55	+14.1
FT Utils	FXU	.67e	2.6	...q	28.28	23.46	109	25.97	-.2
FTDJGlDiv	FGD	1.42e	5.7	...q	28.07	24.45	55	25.07	-4.8
FT GlbRE	FFR	.75e	1.7	...	47.43	41.42	2	45.26	-.5
FT NAEngy	EMLP	.93e	3.9	...q	25.51	21.43	352	23.57	-4.0
FT HiLgSh	FSD	1.20	8.2	...q	17.21	14.35	135	14.63	-11.0
FT USIPO	FPX	.32e	.4	...q	74.54	59.20	40	73.31	+7.4
FTChnd	FNI	.19e	.5	...q	43.90	36.62	38	38.12	-3.7
FT Dow30 n	EDOW	...	...	...	23.50	19.61		22.25	+.5
FT EngCn	FLM	.58e	1.0	...q	63.91	52.97	9	56.13	-5.7
FT WindEn	FAN	.46e	3.3	...q	13.84	12.41		13.81	+4.2
FT Wtr	FIW	.21e	.4	...q	50.09	41.72	10	49.55	+1.7
FT RNG rs	FCG/WI	...	...	...q					
FT IntPfd	FPF	1.95	9.0	...q	25.10	21.40	138	21.59	-11.4
FT LCCore	FEX	.58e	1.0	...q	62.82	52.42	81	60.66	+3.6
FT LCGr	FTC	.24e	.4	...q	69.06	54.43	38	67.96	+11.1
FT LCVal	FTA	.82e	1.5	...q	57.69	49.07	906	53.11	-2.8
FT MLP&E	FEI	1.42	10.6	...q	16.50	11.68	166	13.35	-14.0
FT MCCore	FNX	.51e	.7	...q	71.16	57.71	38	69.76	+6.1
FTMstrDv	FDL	.79e	2.7	...q	31.14	27.37	121	29.00	-3.6
FTFutStrt	FMF	...	...	...	51.53	37.80	1	48.46	+1.8
FstTrMtg	FMY	1.02	7.7	...q	14.48	13.24	7	13.30	-6.5
▲FT MultCG	FAD	.20e	.3	...q	75.06	57.62	14	73.91	+12.6
FT MultCV	FAB	.45e	.8	...q	59.34	50.58	6	56.54	-.8
FT MLPEn	FPL	1.26	11.8	...q	13.49	9.57	101	10.66	-10.1
FT REIT	FRI	.39e	1.7	...q	24.11	20.20	20	23.11	-.7
FT SCCore	FYX	.38e	.6	...q	68.71	53.07	71	67.34	+10.1
FTSpecFin	FGB	.70	11.2	...q	7.57	5.65	77	6.24	+1.6
FTStrHi2	FHY	1.32	11.1	...q	13.90	11.83		11.90	-7.0
FTrVL100	FVL	.05e	.2	...q	25.04	20.82	2	23.38	
FTrVLDv	FVD	.57e	1.8	...q	31.85	28.89	276	30.98	+.4
FT EmOp	FEO	1.40	10.0	...q	17.42	13.42	13	14.06	-13.8
FTrSenFlt	FCT	.72	5.6	...q	13.53	12.41	72	12.82	-.2
FirstEngy	FE	1.44	4.2	7	37.00	29.34	5056	34.55	+12.8
Fitbit n	FIT	...	...	...dd	7.79	4.51	4763	6.00	+5.1
500.com	WBAI	...	...	61	23.22	9.05	75	14.09	+39.4
FvPntHld n	FPH	...	...	...	15.45	10.25	341	11.87	-15.8
FlagstarB	FBC	...	...	28	40.06	29.97	1619	33.85	-9.5
F&C DynPf	DFP	1.92	8.0	...q	28.36	22.78	49	23.98	-10.1
FlrtyPfdInc	PFD	1.08	7.9	...q	16.34	13.19	35	13.66	-8.8
FlrtyPfdOp	PFO	.88	7.7	...q	12.47	10.60	321	11.35	-3.9
FlrtyPfdSc	FFC	1.63	8.5	...q	21.56	18.28	92	19.18	-6.3
FlrtyTotR	FLC	1.63	8.3	...q	22.00	19.07	103	19.70	-8.8
Flanign	BDL	.25f	.9	16	29.00	20.20	1	29.00	+22.9
Fleetcor	FLT	...	...	28	222.92	138.43	745	221.51	+15.1
FlexUSTilt	TILT	1.74e	1.5	...q	118.93	100.11	12	116.89	+4.5
FlxEmgTilt	TLTE	1.26e	2.3	...q	65.59	52.56	18	54.43	-8.9
FlxUpstNR	GUNR	.67e	2.0	...q	35.54	29.36	292	33.50	+.6
Flx3yrTips	TDTT	.39e	1.6	...q	24.71	24.06	266	24.08	-1.1
Flx5yrTips	TDTF	.54e	2.2	...q	25.46	24.27	103	24.42	-2.1
FlxCoreSl n	BNDC	...	...	...	28.51	23.99	4	24.11	-3.8
FlexEMTilt	TLEH	...	...	...q	33.14	28.37	1	29.26	-5.2
FlxDMTilt	TLDH	...	...	...q	30.34	27.01		27.90	-4.4
FlxGlbQRE	GQRE	1.33e	2.1	...q	64.31	57.24	27	62.09	-1.1
FlxGblInfr	NFRA	.95e	2.0	...q	49.99	44.91	33	46.37	-4.9
FlxDevTilt	TLTD	1.88e	2.9	...q	73.71	63.88	18	65.82	-4.9
FlxIntDvDf	IQDE	1.15e	4.9	...q	27.04	22.79	2	23.53	-7.8
FlxIntDvDy	IQDY	1.02e	3.9	...q	30.65	25.73	4	26.41	-7.6
FlxIntlDiv	IQDF	1.01e	4.1	...q	28.63	23.98	105	24.66	-8.0
FlxQDvDef	QDEF	1.19e	2.6	...q	46.52	40.14	20	45.65	+3.5
FlxQDvDyn	QDYN	1.22e	2.7	...q	47.20	39.37	1	44.48	+.6
FlxQualDv	QDF	1.22e	2.6	...q	47.95	40.47	39	46.48	+3.2
FlxRdyAcc	RAVI	1.23	1.6	...q	75.97	67.87	2	75.45	
FlexSolu	FSI	...	...	...dd	2.10	1.33	3	1.56	-14.1
Flor&Dec n	FND	...	...	51	58.28	32.72	443	49.15	+1.0
Flotek	FTK	...	...	...dd	8.64	2.81	627	3.07	-34.1
FlowrsFds	FLO	.72f	3.5	21	22.82	16.80	905	20.08	+4.0
Flowserve	FLS	.76	1.8	...cc	48.10	37.51	662	42.05	-.2
TigerM wt	IDI/WS	...	...	...				.07	
Fluor	FLR	.84	1.7	36	62.09	37.04	1240	49.59	-4.0
FlyLeasing	FLY	1.00	7.2	12	14.97	11.54	46	13.97	+8.2
FEMSA	FMX	.74e	.8	...	103.82	80.86	317	97.31	+3.6
FootLockr	FL	1.38	2.8	20	59.40	28.42	2830	49.62	+5.8
FordM	F	.60a	5.7	5	13.48	10.14	47226	10.57	-15.4
ForestCA	FCE/A	.72	3.2	18	26.30	19.24	1977	22.48	-6.7
Forestar	FOR	...	...	14	26.39	15.35	61	22.60	+2.7
ForsightEn	FELP	.13	...	...dd	4.88	3.28	5	3.70	-15.3
Fortis n	FTS	1.70	5.3	...	38.24	30.88	549	32.26	-12.0
Fortive n	FTV	.28	.4	...	81.51	62.05	2075	77.41	+7.0
FortTrInf n	FTAI	1.32	7.1	...dd	20.13	15.45	179	18.47	-7.3
FortunaSlv	FSM	...	...	23	6.08	4.03	568	5.53	+5.9
FBHmSec	FBHS	.80	1.4	19	73.62	52.63	2341	55.36	-19.1
ForumEn	FET	...	...	...dd	17.95	10.05	721	11.75	-24.4
FoundBld n	FBM	...	...	...	16.40	11.03	116	14.56	-1.6
FourCorP s	FCPT	1.10	4.5	19	26.96	21.28	382	24.65	-4.1
FourSeEd n	FEDU	3.32	66.4	8	10.45	4.65	48	5.00	-44.4
FrancoN g	FNV	.96f	1.3	70	86.06	66.19	625	72.64	-9.1
FrankCov	FC	...	...	...dd	31.20	17.35	36	25.05	+20.7
FrankFn n	FSB	.40p	...	18	40.30	30.30	77	37.05	+8.7
FrankLibInt	FLQH	...	...	...	28.16	23.58	1	25.50	+.6
FrankLibEm	FLQE	...	...	...	35.59	29.55	7	30.74	-7.0
FrankLibGl	FLQD	...	...	...	30.47	26.92	1	28.10	-3.4
FrankLbGlE	FLQG	...	...	...	32.51	28.12	1	30.61	+.2
FrnL LoV n	FLLV	...	...	...	32.50	28.32	7	31.76	+4.9
FrnkLInvGr	FLCO	...	...	...	24.89	23.48	0	23.65	-4.6
FrnL IntO n	FLIO	...	...	...	31.52	27.50		28.40	-3.4
FrkL US Eq	FLQL	...	...	...	30.33	25.65		29.94	+3.6
FrankL Mun	FLMB	...	...	...	25.38	24.31		24.52	-2.2
FrnkL MunO	FLMI	...	...	...	25.04	24.36		24.36	-2.4
FrkL US Sm	FLQS	...	...	...	30.02	24.17		29.90	+14.2
FrkL USMid	FLQM	...	...	...	29.28	24.87		29.24	+4.4
FrankRes	BEN	.92	2.8	11	47.65	31.28	1619	32.60	-24.8
FrkShDGv	FTSD	1.55e	...	...q					
FrkStPrp	FSP	.36f	4.2	11	11.00	7.08	472	8.59	-20.0
FrkLtdDur	FTF	.74	6.6	...q	12.13	10.85	112	11.26	-4.8
FrkUnv	FT	.47	7.1	...q	7.36	6.55	66	6.71	-6.4
▲FranksIntl	FI	.30	3.6	...	8.59	4.93	451	8.40	+26.3
FrptMcM	FCX	.20	1.2	10	20.25	12.79	28224	16.07	-15.2
FresenMd	FMS	.51e	1.0	...	57.94	44.88	110	49.70	-5.4
▼FDelMnt	FDP	.60	1.4	18	52.64	42.02	247	41.48	-13.0
FriedmInd	FRD	.12f	1.2	...dd	10.22	5.15	90	9.88	+73.9
Frontlne rs	FRO	.60e	...	...dd	6.43	3.79	485	5.38	+17.2
FullerHB	FUL	.62f	1.1	24	58.74	46.62	207	55.67	+3.3
FutureFuel	FF	.24a	1.8	16	16.22	11.32	37	13.35	-5.3

- G -

Name	Ticker Symbol	Div	Yield	PE	52-week High	52-week Low	Vol 1000s	Last	YTD %Chg
GAMCO s	GBL	.10f	.4	...	32.60	23.97	13	25.46	-14.1
GATX	GATX	1.76f	2.1	17	91.12	56.00	419	84.90	+36.6
GATX 66	GMTA	...	...	...	27.00	22.81	16	25.39	-3.3
GCP ApT n	GCP	...	...	26	34.79	27.25	290	28.70	-10.0
GDL Fund	GDL	.64	6.9	...q	10.32	9.05	33	9.26	-4.8
GDLFd pfB	GDLpB	1.50	3.0	...	50.80	49.99		50.06	-.5
GGP Inc	GGP	.88	4.2	31	24.23	18.83	27539	20.98	-10.3
GGP Inc pfA	GGPpA	1.59	6.5	...	25.72	23.55	18	24.58	-2.6
GMAC CpT	ALLYpA	2.03	7.6	...	26.90	25.46	99	26.62	+2.6
GMS Inc n	GMS	...	...	15	39.98	23.50	526	26.15	-30.5
GNC	GNC	.80	24.9	3	10.95	2.90	1766	3.21	-13.0
GP Strat	GPX	...	...	24	31.25	17.45	24	18.30	-21.1
GTT Comm	GTT	...	...	...dd	62.32	28.30	278	46.10	-1.8
GabCvInc	GCV	.48	7.4	...q	6.68	4.91	19	6.45	+9.3
GabCv pfB	GCVpB	1.50	5.8	...	27.14	25.49		25.75	-2.8
GabDvInc	GDV	1.32	5.6	...q	24.97	21.10	124	23.54	+.6
GabDiv pfA	GDVpA	1.47	5.7	...	27.49	25.26	1	25.68	-1.8
GabDiv pfD	GDVpD	1.50	5.8	...	27.40	25.36	1	25.78	-2.1
GabDiv pfG	GDVpG	1.31	5.2	...	26.17	24.10	2	25.11	-1.0
GabelliET	GAB	.60	9.4	...q	6.65	5.87	374	6.40	+3.4
GablIE pfD	GABpD	1.47	5.7	...	26.75	25.27	1	25.81	-1.1
GablIE pfG	GABpG	1.25	5.1	...	25.25	23.45	9	24.47	-.9
Gabeli pfJ	GABpJ	...	...	...	26.72	24.42	6	25.38	-.6
GabEq pfH	GABpH	1.25	5.1	...	25.34	22.50	1	24.70	-1.7
GabGSmM	GGZ	...	...	...	13.61	11.73	41	12.20	-4.2
GabGSm pfA	GGZpA	1.36	5.4	...	27.63	24.16	0	25.31	-.7
GabGUtil	GLU	1.20	6.5	...q	21.96	18.00	8	18.60	-12.7
GabGUtil pf	GLUpA	3.00	6.9	...	55.40	43.66		43.66	-13.1
GabGoAn n	**GGO**	**...**	**...**	**...**	**24.74**	**16.18**	**2**	**20.64**	+14.4
GabGo pfA	GGOpA	...	...	...	45.00	42.00		42.76	-.6
GabHlthW	GRX	.52	5.0	...q	10.95	9.12	60	10.40	+.8
GabHW rt	GRXr	...	...	...				.40	
GabHlt pfA	GRXpA	1.44	5.6	...	26.66	25.02		25.55	-1.0
GabHlt pfB	GRXpB	1.47	5.7	...	27.36	25.49	2	25.81	-2.0
GabMultT	GGT	.88e	9.9	...q	10.09	8.42	70	8.90	-3.3
GabMT pfB	GGTpB	1.50	5.9	...	27.18	25.26		25.57	-2.7
GabMul pfE	GGTpE	...	...	...	25.30	22.97	3	24.27	-3.3
GabUtil	GUT	.60	10.3	...q	7.20	5.68	206	5.82	-18.0
GabUt pfA	GUTpA	1.41	5.5	...	26.50	24.89	2	25.71	+.4
GabUtil pfC	GUTpC	...	...	...	26.19	24.54		25.22	-.9
Gafisa rs	GFA	...	...	...	12.99	5.12	10	6.48	-48.7
Gain Cap	GCAP	.24	3.1	13	13.26	5.77	118	7.84	-21.6
Gallaghr	AJG	1.64	2.3	27	72.77	56.20	863	70.51	+11.4
GamGldNR	GGN	.84	16.6	...q	5.77	4.80	394	5.07	-2.7
GamGld pfB	GGNpB	1.25	5.3	...	25.30	22.50	4	23.48	-5.4
GamNRG&I	GNT	.84	13.5	...q	7.23	6.00	70	6.22	-7.3
GamNR pfA	GNTpA	1.30	5.5	...	26.27	22.77	3	23.62	-5.6
GameStop	GME	1.52	10.3	...dd	22.37	12.20	1543	14.78	-17.7
Gannett n	GCI	.64	6.2	...cc	12.38	7.94	884	10.30	-11.1
Gap	GPS	.97	3.3	14	35.68	21.84	6509	29.54	-12.7
GardDnv n	GDI	...	...	...	38.00	21.76	1088	26.69	-21.3
Gartner	IT	...	...	42	142.16	111.57	437	137.75	+11.9
GasLogPt	GLOP	2.09f	8.6	11	25.55	21.85	111	24.25	-2.0
GasLPt pfA	GLOPpA	...	...	...	27.24	25.30	11	26.00	-.4
GasLog	GLOG	.56	3.3	34	22.55	15.60	231	16.85	-24.3
GasLog pfA	GLOGpA	2.19	8.5	...	27.63	25.52	3	25.91	-2.6
▼GastarExp	**GST**	**...**	**...**	**...dd**	**1.39**	**.21**	**22969**	**.11**	-89.5
▼Gastar pfA	**GSTpA**	**2.16**	**53.9**	**...**	**19.10**	**5.50**	**357**	**4.01**	-77.6
▼Gastar pfB	**GSTpB**	**2.69**	**64.5**	**...**	**22.50**	**6.10**	**263**	**4.17**	-77.9
GatesInd n	GTES	...	...	28	18.72	14.60	469	15.31	-15.3
GazitGlobe	GZT	.37e	4.2	...	11.00	8.82	2	8.96	-14.9
GeeGroup	**JOB**	**...**	**...**	**...dd**	**5.47**	**2.00**	**30**	**2.54**	-8.6
GencoSh rs	GNK	...	...	...dd	20.07	9.68	154	15.06	+13.1
Generac	GNRC	...	...	19	54.19	35.51	367	51.61	+4.2
GAInv	GAM	1.15e	1.0	...q	36.59	32.20	51	35.50	+3.2
GAInv pfB	GAMpB	1.49	5.7	...	27.09	25.55	4	26.00	-2.2
GenDynam	GD	3.72	1.9	21	230.00	184.21	2107	196.75	-3.3
GenElec	GE	.48	3.7	...dd	25.89	12.61	55576	13.12	-24.9
GECap5-53	GEK	1.18	4.8	...	25.60	22.61		24.50	-1.8
GECap 1-53	GEH	1.22	4.9	...	25.73	22.60		25.05	
GEC 10-52	GEB	1.22	4.9	...	25.42	22.48		25.10	+.8
GenMills	GIS	1.96	4.5	10	60.69	41.01	4801	43.09	-27.3
GenMoly	GMO	...	...	...dd	.51	.28	118	.42	+27.7
GenMotors	GM	1.52	3.9	...dd	46.76	34.50	10676	39.48	-3.7
GMot wtB	GM/WSB	...	...	...	28.76	16.64		25.44	+8.7
Gensco	GCO	...	...	...dd	45.90	20.90	230	39.85	+22.6
GenesWyo	GWR	...	...	28	85.10	64.31	790	83.07	+5.5
GenesisEn	GEL	2.88f	12.8	55	31.09	18.42	822	22.56	+.9
GenesisHlt	GEN	.24	16.6	...dd	2.86	.60	374	1.45	+90.0
GenieEn n	GNE	.30	5.0	...	7.17	3.82	62	5.97	+36.9
GenieE pfA	GNEpA	.64	8.3	...	7.94	6.85	10	7.70	+4.9
Genpact	G	.30	...	20	34.79	27.83	966	30.61	-3.6
GenuPrt	GPC	2.88f	2.9	21	107.75	79.86	1188	97.88	+3.0
Genworth	GNW	...	...	3	4.92	2.66	1443	4.66	+49.8
GeoGrp s	GEO	1.88	7.4	15	30.75	19.05	526	25.41	+7.7
GeoPark	GPRK	...	...	...	21.88	7.45	380	20.16	+103.4
GaPw 77 n	GPJA	...	...	...	26.14	23.01	34	24.71	-3.5
Gerdau	GGB	.02e	.5	...	5.32	2.89	9530	4.44	+19.4
GerNew	GF	1.23e	.4	...q	21.49	16.90	17	18.92	-2.7
GettyRlty	GTY	1.28	4.5	15	29.89	22.68	151	28.36	+4.4
GigCapit n	GIG	...	...	...	10.22	9.60	6	9.78	+1.5
GigCapit rt	GIGr	...	...	...					
GigCapit wt	GIG/WS	...	...	...					
▼Gildan s	**GIL**	**.45**	**1.7**	**15**	**34.19**	**27.21**	**2372**	**26.42**	-18.2
Glatfelter	GLT	.52	2.5	16	23.85	15.76	125	20.41	-4.2
Glaukos n	**GKOS**	**...**	**...**	**...**	**45.00**	**23.08**	**246**	**40.11**	+56.4
GlaxoSKln	GSK	2.89e	7.0	...	42.36	34.52	3575	41.21	+16.2
GblBrCopp	BRSS	.24	.8	12	36.50	27.50	61	31.75	-4.1
GlbMed n	GMRE	.20p	...	...cc	9.83	6.34	70	8.32	+1.5
GlMed pfA	GMREpA	1.88	7.6	...	25.82	23.50	3	24.70	-2.4
GlobNetL n	GNL	.94	4.5	34	22.42	15.55	381	20.84	+1.3
GlNetL pfA	GNLpA	1.81	7.2	...	25.97	24.06	2	25.02	-2.5
GlobPtrs	GLP	1.85	10.6	...dd	18.50	15.17	42	17.45	+4.5
GlobPay s	GPN	.04	...	39	119.69	92.82	2082	115.41	+15.1
GlbShipLs	GSL	.40	32.0	...dd	1.94	.97	11	1.25	+7.8
GlbShip pfB	GSLpB	2.19	8.8	...	25.36	20.25	1	25.01	+4.5
GlbXNordic	GXF	.83e	3.6	...q	24.68	21.25	0	22.74	+.2
GbXSpDvE	SDEM	.63e	...	...q	17.90	13.81	2	14.32	-12.0
GbXUSRota	SCTO	.12p	...	...q	28.03	24.51		26.62	+1.2
GblXEffic	EFFE	.16p	...	...q	27.69	25.00		26.48	-.6
GblXPortgl	PGAL	.36e	2.8	...q	13.33	11.54	4	12.83	+7.9
GblXColum	GXG	.41e	3.9	...q	11.51	9.33	40	10.56	+5.4
GblXEmFtr	EMFM	.40e	1.8	...q	26.16	20.91	0	22.06	-8.0
GbXMLP&E	MLPX	.60	4.4	...q	14.60	11.36	132	13.52	-.5
GblXChMat	**CHIM**	**.24e**	**1.2**	**...q**	**24.12**	**17.46**	**2**	**19.28**	-7.6
GblXArg	ARGT	.09e	.3	...q	38.46	26.36	26	29.57	-16.3
GblXSDvUS	DIV	1.93	7.7	...q	25.98	23.43	63	25.12	-1.9
GXSupInPf	SPFF	.99	8.3	...q	12.96	11.65	36	11.98	-1.5
GblXGuru	GURU	.28e	.9	...q	32.47	26.85	4	31.95	+7.6
GbXGreece	GREK	.13e	1.4	...q	11.56	8.57	254	9.09	-11.6
GblXChCon	CHIQ	.12e	.7	...q	19.98	15.14	146	17.12	-8.3
GblX MLP	MLPA	.90e	9.5	...q	11.08	8.14	270	9.48	-3.9
GblXFertil	SOIL	.25e	2.4	...q	11.01	9.30	17	10.43	-.9
GblXChiEn	CHIE	.41e	3.2	...q	13.77	10.88		12.64	+11.3
GblXSupDv	SDIV	1.42e	6.5	...	22.60	20.09	277	20.95	-3.8
GlbXChiFn	CHIX	.34e	2.0	...q	21.04	16.22	11	17.28	-4.0
GbXSEAsia	ASEA	.42e	2.7	...q	18.44	15.14	10	15.79	-7.1
GblXPakist	PAK	...	...	...q	16.55	10.21	30	10.54	-14.9
GblXChiInd	CHII	.35e	2.5	...q	16.58	13.30		13.88	-9.1
GblXNorway	NORW	.83e	5.8	...q	14.95	12.38	13	14.26	+8.6
GblXScUS n	SCIU	...	...	...q	32.53	28.49	14	32.13	+3.9
GblXScEu n	SCID	...	...	...q	29.75	26.69	1	27.48	-.9
GblXScAs n	SCIX	...	...	...q	27.08	24.48	0	25.61	-1.1
GblXScJp n	SCIJ	...	...	...	33.72	29.13	0	30.12	-5.0
GblX Icon ef	LOGO	...	...	...				16.00	
GbX US pf n	PFFD	...	...	...	26.22	23.70	77	24.53	-1.4
GbXNigeria	NGE	.31e	1.6	...q	27.10	19.49	25	19.99	-7.9
GbX US Inf	PAVE	...	...	...	17.80	13.80	26	16.89	+.7
GblFound n	BOSS	...	...	...	20.72	15.50	4	19.95	+15.2
GlbXCop rs	COPX	.43e	1.8	...q	29.34	22.80	70	23.79	-13.0
GlbXSilv rs	SIL	...	...	...q	36.36	27.61	58	28.23	-13.5
GlbXLith rs	LIT	...	...	...q	41.21	30.57	411	32.02	-17.4
GbX Gold rs	GOEX	...	...	...q	25.21	20.08	3	22.11	-5.2
GbXUran rs	URA	...	...	...q	16.36	11.81	561	12.67	-15.8
GlblScape	GSB	.06	1.6	21	5.25	3.27	25	3.80	+7.0
Globalstar	GSAT	...	...	...dd	2.08	.40	3918	.44	-66.3
GlobantSA	GLOB	...	...	58	59.97	34.82	373	56.69	+22.0
GlobusMed	GMED	...	...	44	57.55	27.79	408	52.39	+27.5
Glowpoint	GLOW	...	...	...dd	.65	.15	289	.17	-52.2
▲GoDaddy n	GDDY	...	...	...cc	79.60	40.78	2449	78.44	+56.0
GolLinhs s	GOL	...	...	...	14.48	5.06	1136	7.39	-15.6
GoldFLtd	GFI	.02e	.5	...	4.70	3.45	3431	3.64	-15.3
GoldResrc	GORO	.02	.3	86	7.33	3.37	520	6.90	+56.8
GoldStdV g	GSV	...	...	...	2.01	1.15	137	1.51	-13.7
Goldcrp g	GG	.24	1.8	18	15.55	11.64	4903	13.31	+4.2
GoldenMin	AUMN	...	...	...	.65	.26	180	.31	-28.9
GoldStr g	GSS	...	...	6	.92	.56	508	.67	-24.7
GldFld	GV	...	...	12	6.38	3.60	67	4.70	-4.1
GoldS pfJ	GSpJ	1.38	5.3	...	27.91	25.43	139	26.07	-1.7
GS BDC n	GSBD	1.80	8.4	11	23.20	18.78	60	21.41	-3.5
GS ActbtInt	GSIE	...	...	...q	32.48	27.98	94	29.85	-.5
GS ActEM	GEM	...	...	...q	39.44	32.27	181	33.64	-6.1
GS ActEur	GSEU	.60e	...	...	33.94	30.00	2	31.24	-1.5
GS ActJpn	GSIY	...	...	...	36.02	30.33	1	33.35	-.9
GS US LgC	GSEW	...	...	...	46.27	40.58	9	44.93	+3.3
GS HYBd n	GHYB	...	...	...	50.32	48.01	8	48.46	-2.1
GS CpBd n	GIGB	...	...	...	50.44	47.71	9	48.09	-4.2
GS ActLgC	GSLC	...	...	...q	57.42	48.05	353	56.75	+6.4
GS 0-1Yr n	GBIL	...	...	...	105.09	99.91	36	100.12	+.1
GS Indus n	GVIP	...	...	...	57.97	48.84	5	57.03	+7.7
GS SCap n	GSSC	...	...	...	48.61	39.39	1	47.73	+10.2
GSCI37	GSC	...	...	...q	28.00	17.55		25.70	+7.2
GoldmanS	GS	3.20f	1.4	19	275.31	214.64	2887	235.88	-7.4
GoldS pfK	GSpK	1.59	5.8	...	29.69	26.86	116	27.31	-4.4
GoldS pfN	GSpN	...	...	...	28.34	25.95	104	26.65	-4.3
GoldS pfB	GSpB	1.55	5.9	...	26.91	25.20	12	26.33	+1.7
GoldS pfC	GSpC	1.02	4.2	...	25.27	21.52	3	24.39	+7.2
GoldS pfA	GSpA	.96	4.1	...	24.23	21.25	27	23.30	+3.3
GoldS pfD	GSpD	1.02	4.4	...	24.00	21.46	124	23.00	+1.8
GS MLPEn	GER	.64	9.8	...q	7.45	5.25	166	6.50	+5.7
GS MLPInc	GMZ	1.38	14.6	...	10.33	7.55	205	9.42	+5.4
GoodrPet n	GDP	...	...	...	15.75	8.20	18	12.25	+12.3
▲GormanR	GRC	.50	1.4	32	37.22	26.26	26	36.80	+17.9
vjGrace	GRA	.96	1.3	21	77.37	58.48	558	73.03	+4.1
Graco s	GGG	.53	1.1	15	49.69	34.89	412	47.25	+4.5
GrahamCp	GHM	.36	1.4	19	27.51	17.97	14	26.07	+24.6
GrahamH s	GHC	5.32f	1.0	21	625.45	536.90	21	559.30	+.2
Graingr	GWW	5.44f	1.6	24	347.69	155.00	656	337.15	+42.7
Grmrcy pfA	GPTpA	1.78	7.0	...	27.76	24.41	1	25.28	-6.1
GrmPrTr rs	GPT	1.50	5.5	...	31.26	21.12	944	27.32	+2.5
GranTrra g	GTE	...	...	...dd	3.61	1.93	1667	3.34	+23.7
GranaMon	GRAM	.25e	6.3	...	5.15	2.25	104	3.95	+38.6
GraniteC	GVA	.52	1.0	27	68.58	47.05	119	53.42	-15.8
GranitPnt n	GPMT	1.60f	8.6	56	19.30	16.15	144	18.50	+4.3
GraniteRE	GRP/U	2.30	...	...	42.53	36.24	5	40.49	+3.6
Gran Gld n	BAR	...	...	...	142.87	121.43	46	122.35	-6.1
GranCom n	COMB	...	...	...	27.39	24.67	34	25.10	-4.1
GranSP n	COMG	...	...	...	32.29	24.96	0	29.22	+5.5
GrphTInt n	EAF	...	...	...	20.75	14.44	581	19.24	+24.1
GraphPkg	GPK	.30	2.1	15	16.74	12.65	17800	14.40	-6.8
GrayTelev	GTN	...	...	8	17.80	10.70	770	15.00	-10.4
GrayTvA	GTN/A	...	...	22	15.75	9.50	0	14.45	+.7
GrtAjax n	AJX	1.20	9.0	9	15.40	12.27	23	13.33	-3.5
GrtAjx24 n	AJXA	...	...	...	26.80	24.54	4	24.92	-1.8
GrtBasG g	GBG	...	...	...				.09	
GtPanSilv g	GPL	...	...	...	1.46	1.06	239	1.14	-11.6
GrtWstBcp	GWB	1.00f	2.4	16	46.03	33.27	335	41.94	+5.4
GreenDot	GDOT	...	...	43	83.47	38.96	300	82.15	+36.3
GreenTrH n	**GHG**	**...**	**...**	**...cc**	**25.10**	**10.75**	**60**	**16.39**	+26.6
GreenbCos	GBX	.92f	1.6	12	58.70	41.95	700	57.45	+7.8
▲Greenhill	GHL	.20	.6	...dd	32.20	13.80	600	33.15	+70.0
Greif A	GEF	1.68	3.2	17	65.60	47.97	133	52.61	-13.2
Greif B	GEF/B	2.51e	4.4	13	71.95	52.50	4	56.95	-17.9
Griffon	GFF	.28f	1.6	19	24.50	17.00	120	17.90	-12.0
Group1	GPI	1.00	1.5	9	84.47	51.62	327	67.00	-5.6
GrubHub	GRUB	...	...	...cc	120.07	44.80	2498	109.06	+51.9
GAeroPac	PAC	2.78e	2.7	...	119.87	82.19	58	102.48	-.3
GpoASur	ASR	3.31e	...	...	222.88	152.41	47	182.03	-.3
▼GpoAvalAc	AVAL	.40	5.0	...	9.51	8.01	234	8.08	-4.9
GpFnSnMx	BSMX	.30e	4.2	...	10.82	6.99		7.19	-1.6
GpoRadio	RC	...	...	...				11.53	
GpoSimec	SIM	...	...	...	11.74	8.26	1	9.88	+5.7
GpSuprvi n	**SUPV**	**...**	**...**	**...**	**33.85**	**9.99**	**1941**	**11.89**	-59.4
GpTelevisa	TV	...	...	...	27.37	14.20	1363	20.00	+7.1
GuangRy	GSH	.63e	2.4	...	37.43	25.53	1	26.31	-21.2
Guess	GES	.90	4.1	...cc	26.15	11.98	580	22.08	+30.8
GuggBAB	GBAB	1.66	7.7	...q	23.29	20.97	24	21.54	-5.2
Gug 27Cp n	BSCR	...	...	...	20.12	19.11		19.23	-3.8
Gug 25Cp n	BSJP	...	...	...	25.23	23.92		24.07	-3.2
GugCrdAllo	GGM	2.18	9.8	...q	23.88	21.08	24	22.09	+.7
GuggChina	YAO	.54e	1.5	...q	39.91	31.51		35.63	+2.0
GugSPEW	RSP	1.31e	1.3	...q	107.44	91.31		98.14	-2.9
GugRus50	XLG	3.03e	1.6	...q	204.48	172.50		184.20	-3.1
GugSPVal	RPV	1.18e	1.8	...q	71.34	58.59		64.18	-3.2
GugSPGth	RPG	.59e	.5	...q	117.34	94.92		109.46	+4.4
Gug LCap n	GMFL	...	...	...	28.81	24.75		27.33	+.6
GugS&P100	OEW	...	...	...	35.08	27.88		31.88	-2.9
GuEqWREst	EWRE	.27e	...	...q	28.67	23.75		26.03	-6.2
GugMCVal	RFV	.86e	1.3	...q	73.80	59.99		65.19	-6.6
GugEMk EW	EWEM	.56e	1.6	...q	37.81	32.75		35.51	+2.2
GugMC400E	EWMC	...	...	...	67.95	56.98		62.70	-2.5
GugSC600E	EWSC	...	...	...	58.12	47.01		53.61	-1.5
GugMCGth	RFG	.75e	.5	...q	167.46	137.04		155.08	+.6
GugSCVal	RZV	.67e	.9	...q	76.68	60.09		70.78	-3.2
GugTotRet	GTO	...	...	...	53.54	50.85		52.26	-1.0
GugUtil	RYU	2.62e	3.2	...q	91.25	77.44		82.64	-3.6
Gug US Lg	OVLC	...	...	...	31.49	28.30		29.51	-4.0
GugSCGth	RZG	.56e	.5	...q	122.75	100.31		114.05	-.4
GugTech	RYT	1.09e	.7	...q	163.73	126.39		147.21	+3.0
RydxMatls	RTM	1.19e	1.1	...q	118.47	97.66		105.06	-6.8
GugIndls	RGI	.84e	.7	...q	127.94	104.86		118.81	-1.5
GugHlthC	RYH	.75e	.4	...q	199.28	168.00		179.20	-.2
GugFncl	RYF	.93e	2.1	...q	47.40	37.77		43.81	-.7
GugEngy	RYE	.79e	1.5	...q	63.47	48.58		53.97	-7.4
GugConStp	RHS	2.05e	1.6	...q	138.61	119.71		126.70	-5.2
GugCnsDis	RCD	1.12e	1.1	...q	108.68	89.16		97.66	-2.4
GugEnhEq	GPM	.96	10.9	...q	9.42	7.72	111	8.83	-.8
GugChinTc	CQQQ	.60e	1.0	...q	67.24	50.01		58.81	-3.0
GugWater	CGW	.48e	1.4	...q	36.40	32.25		33.82	-4.8
GugCdnEn	ENY	.49e	5.9	...q	8.98	7.25		8.31	-1.0
GugSPHiInf	GHII	1.03e	3.9	...q	29.49	24.90		26.31	-4.6
GugSolar	TAN	.83e	3.1	...q	26.95	21.01		26.55	+5.7
GugShippg	SEA	1.48e	14.2	...q	12.60	10.31		10.45	-10.0
GugIntMult	HGI	.59e	3.5	...q	18.58	16.45		16.88	-3.2
GugFront	FRN	.47e	2.9	...q	16.28	14.02		16.15	+8.8
GugChinSC	HAO	.76e	2.3	...q	33.23	26.72		32.35	+9.4
GugChRe	TAO	.40e	1.3	...q	33.38	26.12		30.32	+5.7
GugGTimb	CUT	.52e	1.6	...q	33.90	27.96		32.72	+2.9
Gug BRIC	EEB	.41e	1.1	...q	42.00	33.87		37.78	+1.2
Gug 26CpBd	BSCQ	...	...	...	19.98	18.75		18.95	-3.8
Gug 24HYBd	BSJO	...	...	...	26.07	24.64		24.81	-3.2
GugDJIADv	DJD	.02p	...	...q	36.38	30.31		32.96	-3.5
GugHYBd23	BSJN	.15e	...	...q	27.04	25.48		25.87	-1.9
GugCpBd25	BSCP	...	...	...q	20.95	19.83		19.96	-3.6
GugInsidr	NFO	.90e	1.4	...q	65.75	56.29		63.14	+1.9
GugBlt22HY	BSJM	1.27	5.2	...q	25.59	24.17		24.49	-1.7
GugB21HY	BSJL	1.27	5.2	...q	25.32	24.12		24.58	-1.4
GugBlt24CB	BSCO	.58	2.9	...q	21.17	20.09		20.19	-3.3
GugBlt23CB	BSCN	.65	3.2	...q	21.24	20.20		20.32	-2.4
GugBlt22CB	BSCM	.58e	2.8	...q	21.72	20.62		20.69	-2.3
GugBlt21CB	BSCL	.56	2.7	...q	21.80	20.70		20.78	-1.7
ClayWilMic	WMCR	.68e	2.0	...q	37.04	29.79		33.98	-8.0
GugB20HY	BSJK	1.30e	5.3	...q	24.99	23.91		24.21	-1.3
GugB19HY	BSJJ	1.22e	5.0	...q	24.79	23.84		24.19	-.8
GugB18HY	BSJI	1.28e	4.6	...q	25.39	24.73		25.11	
ClyWUSRE	WREI	1.53e	3.3	...q	48.78	40.99		42.61	-10.0
GugMultAs	CVY	1.07e	5.0	...q	23.50	20.59		21.47	-4.2
GugCpBd20	BSCK	.61e	2.9	...q	21.60	20.98		21.04	-1.2
GugBlt19CB	BSCJ	.47e	2.2	...q	21.30	20.92		20.97	-.6
GugBlt18CB	BSCI	.40e	1.8	...q	21.24	21.08		21.11	+.1
GugSpinOff	CSD	.70e	1.3	...q	56.40	47.69		53.08	+1.9
GugRJ SB1	RYJ	.59e	1.3	...q	47.07	38.09		46.91	+7.8
GugEShDur	GSY	.65e	1.3	...q	50.41	50.11		50.16	
GugMCCre	CZA	1.02e	1.6	...q	68.99	60.38		64.81	-1.2
GugGlDiv	LVL	.52e	4.8	...q	11.80	10.71		10.89	-3.9
GugDefEq	DEF	.85e	1.8	...q	49.26	42.65		46.41	-.2
GugStrOp	GOF	2.19	10.1	...q	22.39	18.80	114	21.53	-.2
Guidewire	GWRE	...	...	...dd	96.19	67.89	330	91.50	+23.2
GlfmOff wt	GLF/WS	...	...	...	3.50	.72		.79	+9.7
GlfmrkOf n	GLF	...	...	...	39.00	17.80	44	35.47	+24.5

- H -

Name	Ticker Symbol	Div	Yield	PE	52-week High	52-week Low	Vol 1000s	Last	YTD %Chg
HCA Hldg	HCA	.35p	...	16	110.00	71.18	2428	108.16	+23.1
HCI Grp	HCI	1.50	3.6	...dd	46.10	27.11	24	41.96	+40.3
HCP Inc	HCP	1.48	5.7	14	32.12	21.48	2678	25.87	-.8
HDFC Bk	HDB	.37e	.3	...	112.10	89.07	462	108.73	+6.9
HECO pfU	HEpU	1.62	6.2	...	28.45	25.05	0	26.02	-1.7
HFF Inc	HF	1.80e	...	16	51.74	32.99	436	36.39	-25.2
HMG	HMG	...	...	...dd	16.33	8.94	1	14.83	+18.7
▲HNI Corp	**HNI**	**1.18f**	**2.7**	**21**	**43.42**	**31.16**	**1023**	**43.90**	+13.8
HP Inc	HPQ	.56f	2.4	9	24.75	18.36	6985	22.99	+9.4
HSBC	HSBC	1.50e	3.1	...	55.89	46.23	1379	48.41	-6.3
HSBC prA	HSBCpA	1.55	5.9	...	26.62	25.52	152	26.26	+1.7
HSBC Cap	HSEA	2.03	7.7	...	27.99	26.16		26.36	-3.6
HSBC Cap2	HSEB	2.00	7.8	...	27.59	26.05		25.68	-4.3
▲Haemonet	HAE	...	...	92	99.90	38.79	1027	99.07	+70.6
HalconRes wt	HK/WS	...	...	...	1.08	.30		.80	+21.2
HalconRs n	HK	...	...	...	9.07	3.57	3038	3.78	-50.1
Hallibrtn	HAL	.72	1.8	...cc	57.86	38.18	24804	40.35	-17.4
HamBchBr	HBB	.34	1.3	...	41.00	20.97	32	26.49	+3.1
HancFinOp	BTO	1.48	3.9	...q	41.00	31.24	22	38.25	-2.7
HanJS	JHS	.87e	6.5	...q	15.12	12.97	10	13.44	-9.5
HanJI	JHI	1.45e	9.0	...q	18.85	15.85	10	16.17	-7.6
HanPrmDv	PDT	1.08a	6.7	...q	17.33	14.50	66	16.02	-6.5
HanPfEq	HPI	1.68	7.7	...q	22.58	19.73	22	21.78	+1.7
HanPfd2	HPF	1.68	8.0	...q	22.71	19.39	17	21.05	-2.0
HanPfd3	HPS	1.47	7.9	...q	19.48	16.80	31	18.49	-1.4
HanTxAdv	HTD	1.45	6.3	...q	26.23	21.00	64	23.17	-6.0
Hanesbds s	HBI	.60	2.8	11	25.73	16.38	6881	21.69	+3.7
HannArms	HASI	1.32	6.7	36	25.28	17.33	231	19.78	-17.8
HanoverIns	THG	2.16	1.7	67	125.46	87.91	193	123.67	+14.4
HanovIns53	THGA	1.59	6.3	...	25.90	25.02	6	25.39	+.3
HarleyD	**HOG**	**1.48**	**3.3**	**14**	**56.50**	**39.34**	**6792**	**44.63**	-12.3
HarmonyG	HMY	.05	...	...	2.53	1.52	2044	1.66	-11.2
HarrisCorp	HRS	2.28	1.5	27	170.54	111.72	630	150.98	+6.6
Harsco	HSC	.20m	.8	62	26.75	15.05	419	24.10	+29.2
HarteHk rs	HHS	...	...	...	12.16	7.27	3	10.81	
Hrt TotR n	HTRB	...	...	...	40.25	38.76		38.92	-2.8
HrtMuOp n	HMOP	...	...	...	42.46	39.53		39.73	-1.1
HartfFn42	HGH	1.97	6.9	...	31.53	28.44	156	28.52	-2.5
HartfdFn	HIG	1.20f	2.3	18	59.20	49.67	1932	52.39	-6.9
HartfFn wt	HIG/WS	...	...	...	53.33	45.92		51.29	-.5
Haverty	HVT	.72	3.5	21	27.23	17.70	134	20.50	-9.5
HavertyA	**HVT/A**	**.38a**	**1.8**	**16**	**27.10**	**18.00**	**0**	**20.55**	-12.0
HawaiiEl	HE	1.24	3.6	24	38.72	31.72	537	34.74	-3.9
Hc2 Hldgs	HCHC	1.29	...	...dd	7.79	4.30	80	6.05	+1.7
HlthcrRlty	HR	1.20	4.1	46	34.26	26.09	1040	29.07	-9.5
HlthcreTr	HTA	1.22	4.5	52	31.87	24.06	2118	27.14	-9.7
HeclaM	HL	.01e	.3	...dd	5.58	3.20	6279	3.45	-13.1
HeclaM pfB	HLpB	3.50	6.3	...	61.99	51.27		55.24	+4.2
Heico s	HEI	.13	...	...	97.32	61.91	245	76.21	
Heico A s	HEI/A	...	...	51	79.00	53.08	76	65.50	
▲HelixEn	HLX	...	...	5	8.87	5.37	2390	8.99	+19.2
HelmPayne	HP	2.80f	4.7	...dd	75.02	42.16	1665	59.21	-8.4
Hemisphrx rs	HEB	...	...	...	.65	.28	324	.29	-14.7
HennCap n	HCAC	...	...	...	11.00	8.97	12	10.12	+3.3
HennCap wt	HCAC/WS	...	...	...					
HennCap un	HCAC/U	...	...	...	11.53	10.05		10.82	+4.3
Herbalif s	HLF	...	...	23	56.75	30.36	818	51.86	
HercHld n	HRI	...	...	...	72.99	35.89	100	58.60	-6.4
HercTGC	HTGC	1.24	9.2	13q	13.97	11.55	455	13.49	+2.8
HercTG 24	HTGX	1.56	6.2	...	25.77	25.01	3	25.10	-2.0
HeritageIns	HRTG	.24	1.4	60	19.15	8.85	89	17.26	-4.2
Hersha pfC	HTpC	1.72	6.9	...	25.99	23.82	52	25.00	-.5
Hersha rs	HT	1.12	5.1	16	22.57	16.60	684	22.15	+27.3
Hersha pfD	HTpD	1.63	6.8	...	25.94	22.61	34	23.80	-3.5
Hersha pfE	HTpE	...	...	...	26.40	22.66	6	23.65	-4.4
Hershey	HSY	2.62	2.9	20	115.82	89.10	1397	92.06	-18.9
HertzGl	HTZ	...	...	...	27.27	12.70	2658	13.97	-36.8
Hess	HES	1.00	1.5	...dd	71.14	37.25	3506	65.06	+37.1
Hess pfA	HESpA	...	...	...	79.62	48.24	69	72.57	+25.4
HessMidP n	HESM	1.38f	6.6	20	23.34	18.32	70	20.90	+5.5
HP Ent n	HPE	.45e	2.9	12	19.48	12.82	7482	15.30	+6.5
Hexcel	HXL	.60f	.9	24	73.42	50.50	1095	67.47	+9.1
▲Hi-Crush	HCLP	1.67e	12.1	15	14.85	7.25	5824	13.85	+29.4
HighPtRs	HPR	...	...	...dd	7.60	2.66	1679	7.02	+36.8
HighlFlR n	HFRO	...	...	...	16.60	15.00	77	16.00	+3.2
HighwdPrp	HIW	1.85	3.7	21	53.34	41.34	771	49.58	-2.6
Hill Intl	HIL	...	...	...dd	6.11	4.25	76	5.75	+5.5
▲Hill-Rom	HRC	.80	.8	25	95.92	71.91	434	94.57	+12.2
HillenInc	HI	.83	1.7	24	50.15	34.65	287	49.25	+10.2
HillmCT pf	HLMp	2.90	9.3	...	36.95	26.41	9	31.10	-9.4
HilltopH	HTH	.28	1.3	12	28.32	21.47	237	22.20	-12.4
HilGrVa n	HGV	...	...	...	47.75	32.20	1719	34.29	-18.3
Hilton	HLT	.60	.7	40	88.11	60.54	4261	80.49	+.8
HoeghLP	HMLP	1.76f	9.9	11	20.00	15.33	130	17.85	-4.3
Hoegh pfA	HMLPpA	2.19	8.6	...	27.42	25.02	29	25.61	-4.8
HollyEngy	HEP	2.64f	8.7	14	36.05	26.09	163	30.20	-7.0
HollyFront	HFC	1.32	1.9	17	83.28	27.04	1652	70.90	+38.4
HomeDp	HD	4.12	2.0	26	207.61	144.25	5058	201.99	+6.6
Honda	HMC	.84e	2.8	...	37.29	27.36	411	29.65	-13.0
HonwllIntl	HON	2.98	1.9	73	165.13	134.50	3817	155.16	+1.2
Honwll wi	HON/WI	...	...	...					
HorMan	HMN	1.14	2.6	26	47.65	33.85	84	44.45	+.8
HorizGbl n	HZN	...	...	26	19.26	5.13	244	5.45	-61.1
HorizFn22 n	HTFA	...	...	...	26.00	25.26	1	25.48	+.3
HrzMngR n	USMR	...	...	...					

Continued on **next page**

Continued from **previous page**

NYSE

Name	Ticker Symbol	Div	Yield	PE	52-week High	52-week Low	Vol 1000s	Last	YTD %Chg
HorzSPCvC	HSPX	2.52e	3.7	...	52.96	46.37	13	51.50	+2.4
HorGKWld	KLDW	...	...	...q	35.73	30.63	1	34.45	+2.9
HoizWear n	WEAR	...	...	...				17.90	
Horz Saba n	CEFS	...	...	...	23.00	19.87	20	20.02	-6.5
JamesBibl ef	JBRI	...	...	...				26.01	
HrzProSp n	FANZ	...	...	...	23.46	20.25	1	23.30	+4.6
Hormel s	HRL	.75	2.0	23	38.00	29.75	1998	37.31	+2.5
Hornbeck	HOS	...	...	...dd	5.35	2.07	146	4.97	+59.8
HostHotls	HST	1.00a	4.7	18	22.47	17.26	7771	21.13	+6.4
▲HoulihnL n	HLI	1.08	2.0	21	53.00	34.41	122	52.80	+16.2
HstnAEn	HUSA	...	...	...	.76	.22	373	.23	-29.1
HovnanE	HOV	...	...	...dd	3.41	1.55	1507	1.58	-52.8
HHughes	HHC	...	...	29	142.36	114.28	248	137.70	+4.9
HuanPwr	HNP	2.45e	8.3	...	30.93	23.64	57	29.56	+18.2
Hubbell	HUBB	3.08	2.6	22	149.03	100.55	1572	118.54	-12.4
HubSpot	HUBS	...	...	...dd	143.00	65.70	493	132.30	+49.7
HudBayM g	HBM	.02	...	8	10.25	5.05	779	5.25	-40.3
HudBay wt	HBM/WS	...	...	...	.70	.11		.31	
HudsPacP	HPP	1.00	3.0	27	36.06	28.25	711	33.56	-2.0
HugotnR	HGT	.09e	16.2	2	1.90	.55	94	.56	-60.3
Humana	HUM	2.00f	.6	26	321.27	229.84	659	314.96	+27.0
HuntCoFn	HCFT	.40m	11.6	5	4.98	2.55	49	3.40	-15.0
FiveOk pfA	OAKSpA	2.19	8.6	...	25.70	23.98		25.34	+.5
▲HuntgUSEq	HUSE	1.86e	.6	...q	41.15	37.35	56	40.99	+6.9
HuntgtnEco	HECO	.47e	.2	...q	44.87	39.67	0	42.82	+2.8
HuntgtnIng	HII	2.88	1.3	21	276.69	201.10	235	226.98	-3.7
Huntsmn	HUN	.65	2.1	11	36.09	24.51	1457	30.84	-7.4
Huya n	HUYA	...	...	...	50.82	15.25	5160	33.40	+108.0
Hyatt	H	.60	.8	38	84.89	54.38	715	79.90	+8.6
HysterYale	HY	1.21	1.9	17	93.90	62.62	23	65.05	-23.6

- I -

Name	Ticker Symbol	Div	Yield	PE	52-week High	52-week Low	Vol 1000s	Last	YTD %Chg
IAMGld g	IAG	1.52f	26.5	96	7.25	4.80	2647	5.73	-1.7
ICICI Bk	IBN	.16e	2.0	...	11.26	7.61	4376	8.09	-16.9
IDT Cp	IDT	1.00f	19.6	...dd	16.48	4.82	190	5.09	-52.0
IEC Elec	IEC	...	...	...cc	6.80	3.42	44	5.56	+35.0
ING	ING	.14e	.9	...	20.58	14.14	3167	15.04	-18.5
ING 6.125	ISG	1.53	5.9	...	26.37	25.20	54	25.90	+1.4
ING 6.375	ISF	1.59	6.1	...	26.40	25.40	47	26.08	+1.5
ION Geo rs	IO	...	...	...dd	32.45	3.35	143	24.95	+26.3
iPInvVix	IVOP	...	...	...q	39.03	36.70		38.00	-.9
IQ M Intr n	MMIT	...	...	...	25.10	24.63		24.63	-1.8
IQ M Ins n	MMIN	...	...	...	29.89	24.66	0	24.86	-1.5
IQ HdgMult	QAI	...	...	...q	33.13	29.42	152	30.61	+.6
IQ Hedge	MCRO	...	...	...q	27.20	25.64		26.20	-1.3
IQ HdgLgS	QLS	...	...	...q	24.53	20.92		22.14	+1.1
IQ Ch SC n	CSML	...	...	...	29.96	23.89	60	29.00	+3.4
IQ HdgEv	QED	...	...	...q	22.00	20.76	3	21.36	+2.2
IQ HiYIVl n	HYLV	...	...	...	25.58	22.89	3	24.18	-3.8
IQ CorePl n	AGGP	...	...	...	20.27	18.45	37	19.15	-4.0
IQ CoreBd n	AGGE	...	...	...	19.86	18.22	1	18.60	-5.0
IQHdgMNt	QMN	.34e	1.3	...q	26.08	24.19		25.88	+.5
IQ GTAA	QGTA	...	...	...q	25.44	23.26	0	24.07	-1.4
IQ 50HJpn	HFXJ	...	...	...q	23.96	19.89		21.57	-4.4
IQ 50HgEur	HFXE	...	...	...q	21.45	19.16	0	19.94	-2.0
IQ 50HIntl	HFXI	...	...	...q	22.80	20.05	6	21.10	-2.5
▲IQ RealRtn	CPI	...	...	...q	27.90	27.17	24	27.86	+1.6
IQUSReSC	ROOF	1.43e	5.4	...q	27.77	22.60	8	26.32	
IQMrgArb	MNA	...	...	...q	31.92	30.25	74	31.03	-.1
IQ AustSC	KROO	.88e	4.4	...q	20.49	17.22		19.82	+1.4
IQ AgriSC	CROP	.41e	1.3	...q	35.99	31.64		32.24	-7.7
IQGblOilSC	IOIL	.29e	2.8	...q	12.25	9.01		10.40	-7.6
IQ CdaSC	CNDA	.18e	1.0	...q	20.13	16.83		17.22	-9.3
IQ GlbRes	GRES	.10e	.4	...q	29.30	25.99	14	27.11	-5.1
▲IQVIA Hldg	**IQV**	**...**	**...**	**14**	**112.15**	**87.45**	**3576**	**118.38**	+20.9
IRSA	IRS	...	...	...	32.97	16.51	94	17.35	-41.4
iShGold	IAU	...	...	...q	13.11	11.65	9019	11.75	-6.1
iShGSCI	GSG	...	...	...q	18.31	13.92	182	17.10	+5.0
iSAstla	EWA	1.01e	4.4	...q	24.19	21.54	1949	22.87	-1.3
iSAstria	EWO	.37e	1.6	...q	27.41	22.01	52	23.33	-5.3
iShBelg	EWK	.51e	2.5	...q	23.00	19.45	46	20.37	-3.1
iShBrazil	EWZ	.67e	1.8	...q	47.85	30.98	20374	36.24	-10.4
iShCanada	EWC	.48e	1.7	...q	30.60	26.91	1734	28.86	-2.6
iShEMU	EZU	.86e	2.0	...q	47.13	40.28	3544	42.21	-2.7
iSFrance	EWQ	.58e	1.9	...q	33.73	29.16	591	31.35	+.4
iShGerm	EWG	.60e	1.9	...q	35.87	29.32	4190	31.02	-6.1
iSh HK	EWH	.61e	2.5	...q	26.93	23.79	2856	24.69	-2.9
iSh SKor	EWY	.65e	1.0	...q	79.07	64.89	4461	65.96	-12.0
iShMexico	EWW	.78e	1.5	...q	57.82	43.55	3763	51.22	+3.9
iShNeth	EWN	.66e	2.1	...q	34.09	29.99	145	31.64	-.3
iSPacxJpn	EPP	1.66e	3.6	...q	50.34	44.78	139	46.56	-2.6
iShSoAfr	EZA	1.02e	1.7	...q	76.53	53.17	752	59.30	-15.3
iShSpain	EWP	.99e	3.2	...q	36.38	29.62	524	31.11	-5.1
iSSwedn	EWD	.76e	2.4	...q	36.71	29.81	96	31.85	-6.0
iShSwitz	EWL	.75e	2.2	...q	37.84	31.94	533	34.00	-4.4
iShFrntr100	FM	.30e	1.0	...q	36.19	27.95	94	29.37	-11.3
iShGlHiY bt	GHYG	2.09e	4.2	...	51.63	48.61	13	49.19	-2.5
iShxUSH bt	HYXU	.92e	1.8	...q	57.19	51.35	8	52.50	-3.6
iShEMCBd bt	CEMB	2.28	4.7	...q	51.78	47.96	6	48.67	-4.9
iShEMkHY	EMHY	3.98	8.5	...q	51.12	44.85	113	46.59	-6.8
iShAsiaPDv	DVYA	2.29e	5.0	...q	51.42	44.06	7	45.48	-9.2
iShEmMDv	DVYE	1.83e	4.6	...q	46.11	38.46	63	40.12	-4.1
iShGblSilv	SLVP	.29e	3.0	...q	12.00	9.34	13	9.82	-9.4
iShGblEnP	FILL	.59e	2.5	...q	24.50	18.08	7	23.25	+7.9
iShGblAgri	VEGI	.55e	1.9	...q	31.00	26.69	7	28.40	-3.3
iShMsciWld	URTH	1.57e	1.7	...q	94.23	80.75	34	89.97	+2.1
iShEMktSC	EEMS	.89e	1.9	...q	57.36	46.72	10	48.08	-9.5
iShEMkBd	LEMB	.42e	.9	...q	50.78	43.94	23	45.09	-6.5
iShWldMnV	ACWV	1.93e	2.3	...q	88.22	79.94	64	85.21	+1.1
iSEMMnVol	EEMV	1.15e	1.9	...q	65.55	56.37	526	59.18	-2.6
iShJpnSC	SCJ	1.81e	2.3	...q	85.34	70.88	33	77.53	-2.8
iShThai	THD	1.88e	2.2	...q	103.71	78.41	162	86.26	-6.7
iShIsrael	EIS	.81e	1.5	...q	54.66	46.67	29	53.04	+3.4
iShChile	ECH	.71e	1.5	...q	56.53	42.73	499	47.05	-9.8
iShBRIC	BKF	.54e	1.3	...q	50.94	39.66	21	42.92	-3.5
iShsUSA	EUSA	.67e	1.2	...q	59.06	50.11	10	57.50	+3.7
iShSilver	SLV	...	...	...q	17.14	14.35	7539	14.58	-8.8
iShS&P100	OEF	1.92e	1.5	...q	127.67	107.44	717	125.26	+5.6
iShMrnLV	JKF	2.46e	2.4	...q	112.57	95.29	7	104.35	-1.2
iShAcwiMV	HACV	...	...	...q	29.96	28.02		29.96	+.6
▲iShMrnLG	JKE	1.20e	.7	...q	181.98	141.15	18	181.21	+15.8
iShMrnLC	JKD	2.24e	1.4	...q	167.90	146.62	15	159.50	+.4
iShBrazSC	EWZS	.40e	2.9	...q	18.14	12.00	58	13.98	-14.2
iShIntlPfd	IPFF	.96e	5.5	...q	19.76	17.15	34	17.47	-6.3
iShSPTUS s	ITOT	...	...	...q	65.40	55.13	1228	64.74	+5.9
iShSTNtMu	SUB	.86	.8	...q	106.40	104.31	49	105.27	+.4
iShAgcyBd	AGZ	1.81	1.6	...q	114.58	110.49	10	110.93	-1.9
iShTIPS	TIP	1.69e	1.5	...q	115.26	111.04	795	111.65	-2.1
iShChinaLC	FXI	.87e	2.0	...q	54.00	41.23	43350	43.67	-5.4
iShTransp	IYT	1.70e	.9	...q	206.73	162.38	246	191.63	
iShChinaSC	ECNS	1.73e	3.4	...q	56.49	45.00	3	50.46	-.2
iSCorSP500	IVV	4.38e	1.5	...q	288.69	243.45	2251	283.55	+5.5
iSMornMC	JKG	2.32e	1.2	...q	194.94	166.17	9	187.09	+.8
iShUSAgBd	AGG	2.65e	2.3	...q	110.66	105.00	3590	106.05	-3.0
iShEMkts	EEM	.59e	1.3	...q	52.08	42.15	65581	44.31	-6.0
iShiBoxIG	LQD	3.87	3.4	...q	121.85	113.72	4446	115.15	-5.3
iSKokusai	TOK	1.60e	2.4	...q	69.65	60.17	1	66.44	+2.8
iShCorUSTr	GOVT	.33	1.3	...q	25.60	24.26	735	24.49	-2.4
iSh2017Mu s	IBMF	.23	.8	...q	27.24	27.16		27.20	
iSGblTelcm	IXP	2.31e	4.2	...q	62.55	53.47	57	55.43	-8.4
▲iShGblTech	IXN	1.10e	.6	...q	173.28	135.10	84	172.50	+12.3
iShAaa-ACp	QLTA	1.51e	3.0	...q	53.16	50.03	10	50.46	-4.5
▲iSMrnMCG	JKH	.59e	.3	...q	228.52	180.50	4	225.52	+11.4
iShIndones	EIDO	.35e	1.5	...q	30.61	21.90	1349	23.73	-16.5
▲iSSP500Gr	IVW	2.03e	1.2	...q	170.14	138.20	749	170.34	+11.5
iShNYMun s	NYF	...	...	...q	56.36	54.26	5	54.77	-1.8
iShGblHcr s	IXJ	...	...	...q	61.56	53.45	27	59.33	
iShGblFin	IXG	1.28e	1.9	...q	76.01	63.00	21	66.84	-4.4
iShUSAQlt	QUAL	1.04e	1.2	...q	88.63	73.62	363	86.29	+4.1
iSSPGlbEn	IXC	1.01e	2.7	...q	39.50	30.55	190	37.28	+4.9
iShCalMn s	CMF	...	...	...q	59.75	57.68	53	58.56	-1.0
iSh CMBS	CMBS	1.00	2.0	...q	52.29	49.27	25	49.77	-2.9
iShUSASize	SIZE	1.26e	1.5	...q	88.35	75.90	2	85.74	+2.2
iSGblInfra	IGF	1.27e	2.9	...q	46.80	41.66	96	43.45	-3.9
iShNANatR	IGE	.85e	2.3	...q	38.33	30.59	64	36.55	+3.1
iSh JPXNik	JPXN	...	...	...	70.78	58.74	3	63.39	-2.4
iShUSAVal	VLUE	1.49e	1.8	...q	89.40	73.08	150	84.70	+1.3
iShLatAm	ILF	.60e	1.8	...q	39.54	28.68	2586	32.56	-4.7
▲iShUSAMo	MTUM	.81e	.7	...q	114.69	90.67	588	113.77	+10.3
iShMrnMCV	JKI	2.72e	1.7	...q	168.36	144.10	8	161.03	+1.0
iShPhilpns	EPHE	.20e	.6	...q	40.19	28.80	142	31.48	-18.9
iSSP500Val	IVE	2.14e	1.9	...q	121.12	103.71	845	113.12	-1.0
iShNMuBd	MUB	2.59	2.4	...q	111.66	107.56	366	108.98	-1.6
iShUKSC bt	EWUS	1.38e	3.2	...q	46.20	39.20	1	43.10	-1.2
iSRTop200V	IWX	1.17e	2.2	...q	55.82	48.02	13	52.02	-.8
iShIntlDev	WPS	1.16e	3.0	...q	42.27	37.12	11	38.43	-2.7
iShAsia50	AIA	1.02e	1.6	...q	72.96	58.62	37	63.20	-4.3
iSh20 yrT	TLT	3.05	2.5	...q	129.57	116.09	9053	119.68	-5.7
▲iSRTop200G	IWY	.82e	1.0	...q	81.81	65.31	32	81.83	+11.9
iShRTop200	IWL	1.02e	1.6	...q	66.19	55.62	6	65.24	+6.1
iShIntSelDv	IDV	1.51e	4.3	...q	35.93	31.67	372	32.69	-3.3
iS Eafe	EFA	1.66e	2.4	...q	75.27	65.86	17646	68.47	-2.6
iShGerSC bt	EWGS	.69e	1.1	...q	70.42	54.27	1	63.00	-2.0
iShRusMCV	IWS	1.59e	1.8	...q	92.95	81.56	477	89.31	+.2
iShCrLTBd	ILTB	2.54	4.2	...q	65.21	59.00	15	59.98	-7.4
▲iSRusMCG	IWP	1.02e	.8	...q	132.29	106.74	185	130.44	+8.1
iShNorC bt	ENOR	.58e	2.1	...q	29.21	23.78	2	27.37	+6.1
iShRusMid	IWR	2.85e	1.3	...q	220.02	188.02	211	215.76	+3.7
iShMrnSC	JKJ	1.78e	1.0	...q	185.03	153.97	3	180.55	+3.7
iShIreland	EIRL	.55e	1.2	...q	50.12	42.91	4	47.28	-1.5
iSCorSPMid	IJH	1.89e	1.0	...q	201.21	168.25	1277	197.96	+4.3
iSh10yCBd	CLY	2.67	4.6	...q	63.67	57.32	29	58.44	-7.5
iShiBxHYB	HYG	5.09	5.9	...q	89.04	84.07	11804	85.77	-1.7
iShFinlC bt	EFNL	.51e	1.2	...q	45.01	38.26	13	41.34	+4.9
▲iShSft	IGV	.12e	.1	...q	197.24	137.14	311	194.11	+25.6
iShCorUS n	FTY	...	...	...	51.01	43.20	64	48.63	-2.0
iShDenC bt	EDEN	.81e	1.2	...q	71.11	62.85	5	67.53	-.1
iShNetw	IGN	.25e	.5	...q	55.29	44.16	1	52.60	+8.5
▲iShNATch	IGM	.73e	.4	...q	203.64	148.00	48	203.30	+20.4
iShResRE	REZ	2.01e	3.2	...q	66.52	53.83	4	62.11	-.2
iSh2019Mun	IBMH	.27	1.1	...q	25.65	24.92	48	25.41	+.4
iShC&SRE	ICF	2.97e	3.0	...q	104.37	88.40	120	98.58	-2.7
iShKLDSoc	DSI	1.11e	1.1	...q	106.16	88.85	55	104.92	+6.8
iShGbl100 s	IOO	...	...	...q	49.47	42.39	31	47.64	+3.8
iSh2018Mu	IBMG	.23	.9	...q	25.54	25.32	28	25.41	+.1
iShConsSv	IYC	1.50e	.8	...q	201.34	160.53	15	198.60	+10.8
iShGvCrBd	GBF	2.86	2.6	...q	115.65	109.28	3	110.16	-3.3
iShIndia bt	INDA	.24e	.7	...q	38.21	32.16	2912	34.55	-4.2
iSR1KVal	IWD	2.41e	1.9	...q	131.56	114.01	1095	123.80	-.4
iSMrnSCG	JKK	.87e	.4	...q	211.03	156.02	3	203.34	+13.3
iShPoland	EPOL	.42e	1.8	...q	30.19	21.30	152	23.44	-13.5
iSMCGth	IJK	1.88e	.8	...q	233.15	190.88	291	228.43	+5.8
iShIntGvC	GVI	1.99	1.9	...q	111.75	106.93	165	107.45	-2.1
▲iSR1KGr	IWF	1.45e	1.0	...q	150.13	119.96	1399	149.88	+11.3
iSIndiaSC bt	SMIN	.10e	.2	...q	55.13	40.79	29	42.73	-18.7
iSRus1K	IWB	2.36e	1.5	...q	159.31	134.39	742	156.76	+5.5
iSR2KVal	IWN	1.98e	1.5	...q	136.50	112.01	1028	133.82	+6.4
iSR2KGr	IWO	1.36e	.6	...q	214.74	162.12	1148	209.70	+12.3
iSh10-20TB	TLH	2.99	2.3	...q	140.10	127.49	15	129.99	-4.4
iShFltRtB	FLOT	.32	.6	...q	51.10	50.79	1574	50.98	+.3
iShR2K	IWM	1.77e	1.1	...q	170.20	134.12	25825	166.89	+9.5
iShCorHiDv	HDV	2.90e	3.4	...q	94.20	82.16	301	86.54	-4.0
iShChina	MCHI	.61e	.9	...q	76.72	58.04	5317	64.62	-2.9
iSEafeMnV	EFAV	2.81e	3.9	...q	76.51	69.78	470	72.60	-.5
iSRus3K	IWV	2.47e	1.5	...q	169.20	142.71	1528	167.33	+5.8
iSGblMatl	MXI	1.02e	1.5	...q	75.19	61.73	63	67.90	-3.1
iShUtils	IDU	4.54e	3.4	...q	142.50	119.51	56	132.46	-.3
iSUSAMinV	USMV	.87e	1.6	...q	55.45	49.50	4233	54.57	+3.4
iSMrnSCV	JKL	2.98e	1.9	...q	158.15	134.66	6	154.21	+1.3
iShMCVal	IJJ	2.16e	1.3	...q	167.54	142.74	53	164.69	+2.9
iShGblUtil	JXI	1.99e	4.0	...q	53.07	45.15	9	49.44	-.2
iShTelecm	IYZ	.68e	2.5	...q	33.00	26.34	302	27.66	-6.0
▲iShTech	IYW	1.20e	.6	...q	188.45	143.35	212	188.93	+16.1
iShGblIndl	EXI	1.40e	1.6	...q	100.28	84.04	10	90.21	-2.9
iShGblCSt s	KXI	...	...	...q	54.58	47.79	17	50.00	
iShREst	IYR	2.76e	3.5	...q	83.27	71.27	6786	79.68	-1.6
iSGblCnDis	RXI	1.39e	1.2	...q	119.82	98.22	1	117.15	+7.1
▼iSh0-5Tips	STIP	...	...	...q	100.84	99.07	236	99.03	-.8
iShHmCnst	ITB	.09e	.2	...q	46.56	33.10	5894	38.14	-12.8
iShInds	IYJ	1.65e	1.1	...q	158.32	129.07	46	148.85	+1.0
iShAerosp	ITA	1.31e	.6	...q	207.47	163.20	201	202.15	+7.5
iShHltcare	IYH	3.01e	1.6	...q	193.31	163.20	91	187.40	+7.6
iShFinSv	IYG	1.21e	.9	...q	142.14	110.22	53	136.75	+4.8
iShRegBks	IAT	.61e	1.2	...q	54.74	41.83	264	50.92	+3.3
iShInsur	IAK	.82e	1.3	...q	69.95	59.34	4	63.73	-4.3
iShFincls	IYF	1.45e	1.2	...q	126.54	105.78	211	121.96	+2.1
iShBroker	IAI	.65e	1.0	...q	70.58	51.86	76	66.93	+6.6
iShUSEngy	IYE	1.14e	2.7	...q	43.75	33.70	331	41.63	+5.0
iShESGSel	KLD	1.14e	1.0	...q	119.20	101.54	12	115.63	+4.1
▲iShCrSPS s	IJR	...	...	...q	87.16	66.77	4010	85.94	+11.9
▲iShMedDev	IHI	1.57e	.8	...q	209.44	160.37	127	208.81	+20.3
iShConsGd	IYK	2.43e	2.0	...q	130.93	111.06	15	119.36	-5.8
iShHltcPrv	IHF	.24e	.1	...q	184.25	139.65	49	181.29	+15.6
iShCorTInt	IXUS	1.28e	2.1	...q	67.93	58.36	373	61.16	-3.0
iShPharm	IHE	3.11e	.9	...q	166.06	139.28	18	158.15	+2.4
iShBasM	IYM	1.42e	1.4	...q	108.32	89.47	203	100.10	-2.1
iShPeru	EPU	.70e	1.7	...q	44.95	35.04	13	40.06	-2.2
iShCorEafe	IEFA	1.56e	2.4	...q	70.84	61.63	4289	64.61	-2.2
iShOilEq	IEZ	.86e	2.5	...q	40.89	29.57	37	34.86	-3.0
iShDJ US	IYY	2.01e	1.4	...q	143.07	120.99	12	141.17	+5.7
iShO&GEx	IEO	1.06e	1.4	...q	77.84	50.49	45	74.42	+14.6
iShAggrAllo	AOA	.98e	1.8	...q	56.94	51.55	67	54.14	+.5
iShEurope	IEV	1.12e	2.4	...q	50.81	43.96	324	45.89	-2.9
iShGroAllo	AOR	.81e	1.8	...q	46.77	43.25	71	44.77	-.3
iSRusMic	IWC	1.08e	1.0	...q	109.96	83.45	32	106.91	+11.7
iShModAllo	AOM	.71e	1.9	...q	39.05	36.94	97	37.72	-.8
iShMorMl bt	IYLD	1.33e	5.2	...	25.96	24.39	35	24.63	-4.6
iSMsciVal	EFV	1.66e	3.2	...q	59.57	50.57	151	52.34	-5.2
iSSCVal	IJS	1.73e	1.0	...q	170.40	132.50	77	166.93	+8.7
iShConsAllo	AOK	.64e	1.9	...q	35.27	33.64	41	34.09	-1.6
iShEafeGr	EFG	1.37e	1.7	...q	85.81	74.54	56	80.65	-.1
iShB3-18xF s	IBCC	...	...	...q	24.71	24.55		24.60	
iShiB3-20F s	IBCD	...	...	...q	24.82	24.24	7	24.35	-.7
iShiB3-23x s	IBCE	...	...	...q	24.76	23.38	2	23.55	-3.0
iShBd3-18 s	IBDB	...	...	...q	25.75	25.49		25.62	+.2
iShBd3-23 s	IBDD	...	...	...q	26.95	25.50		25.63	-3.1
iShBd3-20 s	IBDC	...	...	...q	26.38	25.81	24	25.85	-.9
iStar	STAR	...	...	4	12.22	9.75	491	10.91	-3.5
iStar pfD	STARpD	2.00	7.8	...	26.12	24.29	1	25.50	+.5
iStar pfG	STARpG	1.91	7.6	...	25.94	24.21	1	25.03	-1.9
iStar pfI	STARpI	1.87	7.5	...	25.94	24.25	2	24.85	-1.3
ITT Inc	ITT	.54	1.0	17	57.62	38.66	595	54.01	+1.2
iBio rs	IBIO	...	...	...	4.70	1.34		1.53	
Idacorp	IDA	2.36	2.5	23	100.04	79.59	372	93.37	+2.2
IDEX	IEX	1.72	1.2	31	150.72	110.25	335	139.60	+5.8
iGATE	PTI	...	...	...				19.52	
ITW	ITW	3.12	2.3	25	179.07	134.66	3293	138.20	-17.2
Imax Corp	IMAX	...	...	...cc	26.70	17.58	807	22.55	-2.6
ImunC wt rs	IMUC/WS	...	...	...	.29	.01		.04	-12.5
ImunoCll rs	IMUC	...	...	...dd	.55	.17	142	.24	-25.6
ImpacMtg	IMH	...	...	4	15.50	7.18	6	8.98	-11.6
ImpOil g	IMO	.57	1.8	65	34.20	25.91	255	32.46	+4.1
IncOpR	IOR	...	...	28	14.25	8.51	3	13.00	+17.3
IndCDrillg	ICD	...	...	...dd	5.48	2.72	74	3.71	-6.8
IndepHld	IHC	.25f	.7	12	39.85	20.53	5	34.00	+23.9
IndepRT	IRT	.78a	7.8	20	10.63	8.26	478	9.98	-1.1
IndiaFd	IFN	1.82e	1.8	...q	28.81	23.71	31	24.89	-4.7
IndiaGCap	IGC	...	...	...dd	1.63	.30	144	.43	-56.9
IndoTel s	TLK	.67	...	...	36.19	23.66	211	27.89	-13.4
IndBach	IBA	.87e	1.5	...	67.61	53.00	7	59.91	+4.6
▲Infosys	INFY	.40e	1.9	18	20.18	13.88	4277	20.39	+25.7
InfrREIT n	HIFR	1.00	4.7	17	23.22	17.60	256	21.29	+14.6
InfuSystem	**INFU**	**...**	**...**	**...dd**	**3.60**	**1.70**	**38**	**3.10**	+34.8
IngerRd	IR	2.12f	2.3	21	97.67	79.63	1722	91.08	+2.1
Ingevity	NGVT	...	...	...	91.32	55.07	300	87.67	+24.4
Ingredion	INGR	2.40	2.4	13	146.28	95.01	625	98.18	-29.8
InnovInd n	IIPR	1.00	3.0	...	39.75	15.72	118	33.40	+3.4
InnoInd pfA	IIPRpA	...	...	...	29.15	25.50	1	28.55	+2.2
Innsuites	**IHT**	**.01**	**.6**	**...dd**	**3.70**	**1.23**	**77**	**1.65**	-6.0
Inphi	IPHI	...	...	18	44.25	23.65	1332	34.23	-6.5
InsightS n	INSI	.80	4.4	...	21.10	18.04	20	18.32	-7.9
Insperity s	NSP	...	...	32	101.90	35.48	264	97.90	+70.7
InsprMed n	INSP	...	...	...	47.26	22.50	163	41.32	+65.4
InspMD wt	NSPR.WS	...	...	...	.18	.01		.05	+63.3
InspMD wtB	NSPR.WSB	...	...	...	.06	.01		.02	
InspMD rs	NSPR	...	...	...	.58	.12		.16	+21.1
InstlldBPd	IBP	...	...	30	79.40	50.95	175	54.85	-27.8
Instructre n	INST	...	...	...dd	49.18	28.85	366	46.90	+41.7
IntegerHl	ITGR	...	...	...dd	73.95	40.01	462	72.55	+60.2
Intellichk	IDN	...	...	...dd	3.58	1.50	7	2.14	-16.4
IntellgSys	INS	...	...	...dd	11.30	3.50	10	10.81	+137.1
Intelsat	I	...	...	...	21.48	2.44	3029	19.48	+474.6
InterXion	INXN	...	...	...	67.19	46.84	380	64.75	+9.9
IntcntlExc s	ICE	.88e	1.2	18	76.97	63.22	3911	76.44	+8.3
IntCtlHtls	IHG	...	...	...	69.23	49.03	87	65.13	+2.6
IBM	IBM	6.28f	4.3	11	171.13	137.45	3891	146.38	-4.6
IntFlav	IFF	2.76f	2.1	33	157.40	122.11	573	128.47	-15.8
IntlGmeT n	IGT	.80	3.2	...	31.00	18.81	2400	24.76	-6.6
IntMktCt n	IMC	...	...	...					
IntPap	IP	1.90	3.6	18	66.94	50.00	2859	53.05	-8.4
IntlSeaw n	INSW	...	...	...	24.78	15.23	92	20.88	+13.1
IntTower g	THM	...	...	...dd	.78	.29	64	.51	+17.4
Interpublic	IPG	.84	3.8	15	26.01	18.30	10039	21.82	+8.2
IntstP pfD	IPLpD	1.28	5.1	...	26.90	23.44	2	25.09	-1.5
inTestCorp	INTT	...	...	19	10.25	5.75	47	7.35	-15.0
IntPotash	IPI	...	...	...dd	5.31	2.72	722	4.09	-14.1
Intrexon	XON	...	...	...dd	23.80	10.26	1364	13.97	+21.3
Inuvo	INUV	...	...	...dd	1.24	.67	25	.67	-17.2
Invacare	IVC	.05	.3	...dd	20.00	12.30	183	17.20	+2.1
Invesco24 n	IHTA	...	...	...	10.33	8.28	41	9.15	-11.3
InvHiIn23 n	IHIT	...	...	...	10.32	9.53	33	9.86	+.7
InvAdvMu2	VKI	.78	7.3	...q	11.93	10.33	88	10.72	-5.8
Inv Bond	VBF	.83a	4.7	...q	20.29	17.47	33	17.59	-11.6
InvCAVal	VCV	.79	6.7	...q	13.20	11.53	42	11.82	-6.0
InvDynCrd	VTA	.90	7.8	...q	12.10	11.33	190	11.52	-1.6
PSAerDef	PPA	.50e	.9	...q	59.40	47.42		57.40	+6.5
PwShBio	PBE	.57e	1.1	...q	54.28	43.08		52.05	+10.4
PS BldCns	PKB	.07e	.2	...q	36.44	28.22		31.19	-10.1
PwSClnEn	PBW	.07e	.3	...q	27.17	4.20		26.08	+2.8
PS EnEx	PXE	.50e	1.9	...q	27.45	17.35		26.53	+15.9
PwSFoodBv	PBJ	.41e	1.3	...q	34.97	31.33		32.38	-4.3
PwSLgCG	PWB	.21e	.5	...q	45.64	36.64		45.62	+10.0
PwSLgCV	PWV	.69e	1.9	...q	40.51	34.88		36.49	-6.0
PwShLeis	PEJ	.15e	.3	...q	46.94	39.50		46.80	+5.9
PowShMkt	PWC	.97e	1.0	...q	103.21	85.85		101.61	+6.7
PwShMda	PBS	.27e	.9	...q	31.86	26.87		30.87	+9.8
PwSMidGr	PXMG	.19e	.4	...q	49.44	36.31		49.35	+16.2
PwSMidVal	PXMV	.64e	2.1	...q	32.07	28.87		31.04	-.8
PwShNetw	PXQ	...	...	...q	53.26	42.37		53.25	+15.1
PS OilSv	PXJ	.28e	2.8	...q	10.85	7.99		9.87	+3.5
PwSPharm	PJP	3.84e	4.1	...q	71.42	59.74		65.41	+1.9
PS Retail	PMR	.34e	.9	...q	40.82	32.00		37.23	+.1
PwSSmGr	PXSG	.08e	.2	...q	36.79	27.86		36.72	+14.3
PwSSmVal	PXSV	.60e	1.9	...q	32.45	27.39		32.31	+4.9
PwSSemi	PSI	.04e	.1	...q	58.15	42.75		56.34	+11.6
PwShSoft	PSJ	.10e	.1	...q	77.60	56.45		77.51	+22.1
PSS&PQlty	SPHQ	.38e	1.2	...q	32.41	27.69		30.53	+.3
PwSZMicro	PZI	.15e	.7	...q	20.45	17.23		20.40	+5.5
PSWHPrgE	PUW	.17e	.7	...q	28.11	24.08		25.87	-4.3
PSPrivEq	PSP	.66e	5.4	...q	13.52	11.71		12.26	-1.5
PSFinPf	PGF	1.11	6.0	...q	19.15	18.01		18.42	-2.4
PSCleantch	PZD	.44e	1.0	...q	45.28	38.32		44.02	+4.1
PSR2KEqW	EQWS	.41e	.9	...q	46.19	37.76		46.03	+6.0
PSRslMdC	EQWM	.49e	1.0	...q	50.09	42.99		48.90	+2.5
PSRussl200	EQWL	.80e	1.5	...q	56.31	47.74		53.30	+.6
PS US1K	PRF	1.91e	1.7	...q	120.82	102.35		113.69	+.1
PS EmgInf	PXR	.50e	1.4	...q	41.00	34.90		36.29	-2.2
PS US Ag n	PBND	...	...	...	25.01	24.01		24.01	-4.0
PS Dv exNA	PBDM	...	...	...	27.90	25.06		26.09	+.2
PS USA SC n	PBSM	...	...	...	27.92	24.80		27.92	+5.0
PS USA Pt n	PBUS	...	...	...	28.95	25.70		26.98	+1.0
PS SP500 n	SPMV	...	...	...	28.51	25.57		27.34	-.7
PS Rs1000 n	USEQ	...	...	...	29.01	24.69		27.66	+.2
PS SP SC n	XSHQ	...	...	...	29.99	24.10		28.70	+6.3
PS SP Val n	SPVM	...	...	...	30.41	25.94		28.54	-1.2
PS SP IntD	IDHD	...	...	...	30.80	27.75		28.46	-1.6
PS SC High	XSHD	...	...	...	26.03	23.12		25.14	-.1
PS TrCol n	CLTL	...	...	...	106.03	105.27		105.89	+.6
PS LowVRot	DWLV	...	...	...	33.00	28.27		32.94	+5.8
PSBldABd	BAB	1.31	4.4	...q	30.98	29.23		29.57	-3.6
PS LowVol	XRLV	.46	1.3	...q	36.20	30.73		34.25	+.9
PSR1KEqW	EQAL	.39e	1.2	...q	32.78	27.97		31.63	+1.4
PS VarPfd	VRP	1.20	4.8	...q	26.35	24.83		24.88	-3.0
PS SCLowV	XSLV	.73e	1.5	...q	48.35	42.32		48.13	+4.1
PS MCLwV	XMLV	.64e	1.4	...q	47.03	42.05		46.50	+2.5
PS SPX HiD	SPHD	1.30	3.2	...	43.25	38.14		40.38	-4.8
PS EMLwV	EELV	.60e	2.4	...q	27.59	24.16		25.39	+.2
PS EMkMom	EEMO	...	...	...	22.52	18.46		20.17	-1.7
PS IntLwV	IDLV	1.11e	3.4	...q	35.35	32.06		33.12	-1.6
PSSPIntDv	IDMO	.59e	2.1	...q	30.54	25.66		27.70	-1.6
PS YuanDS	DSUM	.77	3.3	...q	24.73	22.70		23.73	+2.6
PS FdIGBd	PFIG	.67	2.7	...q	26.70	24.54		24.76	-3.2
PS SP LwV	SPLV	.85	1.8	...q	49.36	44.46		46.93	-1.7
PS SP HiB	SPHB	.49e	1.1	...q	46.04	36.07		44.73	+5.3
InvHiInc2	VLT	1.24	9.2	...q	15.25	13.00	19	13.49	-8.3
Invsco iim	IIM	.84	5.9	...q	15.47	13.64	44	14.12	-5.2
Invesco	IVZ	1.16	4.4	11	38.43	25.34	3443	26.23	-28.2
InvMtgCap	IVR	1.68	10.5	7	18.86	15.15	697	16.03	-10.1
InvMtg pfA	IVRpA	1.94	7.7	...	25.50	24.24	2	25.14	+.5
InvMtg pfB	IVRpB	1.94	7.4	...	26.44	24.25	1	26.06	+1.2
InvMtg pfC	IVRpC	1.88	7.6	...	25.73	23.40	15	24.90	-.4
Invsco oia	OIA	.39	5.1	...q	8.25	7.34	79	7.65	-4.4
InvMuOpTr	VMO	.88	7.4	...q	13.37	11.52	181	11.85	-4.4
InvMuniTr	VKQ	.82	6.9	...q	13.04	11.51	86	11.91	-4.7
InvPAVal	VPV	.79	6.5	...q	12.68	11.54	64	12.08	-.6
Invsco iqi	IQI	.76	6.4	...q	13.04	11.70	83	11.90	-4.9
InvSrInco	VVR	.31	7.2	...q	4.57	4.26	306	4.31	-1.8
InvTrIG	VGM	.88	7.1	...q	13.80	12.09	97	12.35	-6.3
InvTrNY	VTN	.85	6.7	...q	14.00	12.61	47	12.75	-7.1
InvTech	ITG	.28	1.2	...dd	23.96	17.63	160	22.64	+17.6
InvRlEst	IRET	.28	5.3	6	5.99	4.05	486	5.33	+6.8
InvRIE pfC	IRETpC	1.66	6.7	...	26.08	22.29	0	24.73	-4.9
Invitae n	NVTA	...	...	...dd	10.44	4.35	749	8.61	-5.2
InvitHm n	INVH	.44	1.9	...	24.30	20.25	2182	23.00	-2.4
iPBetaCmd	BCM	...	...	...q	32.00	25.55	2	29.03	-.8
iPS&PWtd	SBV	...	...	...q	26.59	20.85		23.51	+12.8
iPBtaCocoa	CHOC	...	...	...q	38.83	26.69		36.88	+32.4
iPBetaCoff	CAFE	...	...	...q	13.64	10.35		10.48	-7.8
iPBetaCttn	CTNN	...	...	...q	35.76	28.65		35.02	+17.6
iPBetaSug	SGAR	...	...	...q	29.25	19.26		19.26	-11.2
iPBetaAlu	FOIL	...	...	...q	30.20	26.92		27.14	-8.3
iPBetaCopp	CUPM	...	...	...q	36.42	30.49		33.56	-7.5
iPBetaLead	LEDD	...	...	...q	43.61	38.55		39.24	-6.7
iPBetaNick	NINI	...	...	...q	22.79	14.80		21.83	+3.0
iPBetaCrOil	OLEM	...	...	...q	21.88	14.03	0	20.49	+15.7
iPBetaNGs	DCNG	...	...	...q	19.05	16.19		16.70	-1.5
iPBetaAgri	DIRT	...	...	...q	32.09	28.84		30.91	+5.7
iPGrains	WEET	...	...	...q	33.90	30.53		33.13	+7.7
iPBetaSfts	GRWN	...	...	...q	22.59	19.54		19.54	-9.4
iPBetaIMet	HEVY	...	...	...q	35.00	31.49		32.29	-4.6
iPBetaEgy	ONG	...	...	...q	20.99	15.48		20.41	+4.0
iPBtaLvstk	LSTK	...	...	...q	47.53	39.79		42.10	-6.0
iPBtaPrMt	BLNG	...	...	...q	34.40	31.90		33.44	+4.3
iP LXR2K	RTLA	...	...	...q	209.90	209.90		209.90	+4.4
iPathLong	SFLA	...	...	...				214.83	
iPLgEEmM	EMLB	...	...	...q	119.99	62.61		80.80	-32.7
IronMtn	IRM	2.20	6.3	30	41.52	30.78	1457	35.05	-7.1
iShItaly rs	EWI	...	...	...q	34.45	28.36	724	29.22	-4.0
iShJapan rs	EWJ	...	...	...q	64.71	53.98	6618	58.72	-2.0
iSMlasia rs	EWM	...	...	...q	36.56	30.46	612	32.40	-1.7
iShSing rs	EWS	...	...	...q	28.35	23.23	603	23.98	-7.5
iSTaiwn rs	EWT	...	...	...q	39.36	35.01	5640	37.18	+2.7
iSh UK rs	EWU	...	...	...q	38.05	33.13	1266	34.99	-2.3
iSh0-5IGCp	SLQD	.79	1.6	...q	50.73	49.46	76	49.59	-1.3
iShCmdOpT	CMDT	...	...	...q	41.95	34.87	1	35.47	-4.6
iShCvBd	ICVT	.67e	...	...q	60.09	52.59	21	58.36	+5.9
iShCorEM	IEMG	.95e	1.8	...q	62.70	51.05	11629	53.53	-5.9
iSh 10 Cp n	LLQD	...	...	...	51.31	46.31		46.90	-8.5
iSh 5-10Cp n	MLQD	...	...	...	49.96	47.08	0	47.53	-3.8
iShColomC	ICOL	.43e	2.8	...q	16.51	13.45	5	15.14	+4.9
iShEnhBd n	IGEB	...	...	...	50.77	47.60	18	48.10	-4.4
iShDefBd n	HYDB	...	...	...	51.96	48.94	1	49.40	-2.5
iShFSIntSC	ISCF	.12p	...	...q	34.73	29.03	30	31.80	-2.0
iShRs2500 n	SMMD	...	...	...	47.19	38.87		46.96	+7.5
iShFacSIntl	INTF	.17p	...	...q	31.21	26.82	113	28.10	-2.6
iShArgGl n	AGT	...	...	...	32.94	22.40	12	25.26	-16.3
iShFS USA	LRGF	.19e	...	...q	33.93	28.60	100	32.72	+2.9
▲iShFSUsaSC	SMLF	.23e	...	...q	43.57	34.88	35	43.08	+9.0
iShFacSGbl	ACWF	.11p	...	...q	34.07	27.48	19	30.44	-.7
iSh iBd23 n	IBML	...	...	...	25.96	24.64	12	25.06	-.6
iSh IntDv n	IDEV	...	...	...	62.47	54.22	170	57.11	-2.4
iShMgRE rs	REM	...	...	...q	47.64	39.80	152	44.37	-1.8
iSh0-5HYCp	SHYG	2.38	5.1	...q	48.03	45.93	275	46.83	-.6
iShDvlValu	IVLU	...	...	...q	28.44	24.41	20	25.45	-3.7
iSh 3-10yr n	IMTB	...	...	...	50.17	47.14	0	47.84	-3.8
iShSaudi	KSA	...	...	...	31.99	24.69	35	31.32	+19.6
iSh MinVl n	SMMV	...	...	...	32.09	27.25	8	31.64	+8.4
iShIntDevM	IMTM	.30p	...	...q	33.00	28.45	15	30.19	-1.0
iShIntDevQ	IQLT	.55p	...	...q	31.40	27.86	83	29.42	-.8
iShLwCarb	CRBN	.94p	...	...q	125.97	108.50	19	118.28	+1.2
iShShMBd bt	NEAR	.35	...	...q					
iShDvlSize	ISZE	...	...	...q	29.72	26.46		27.24	-3.8
iShCHdEM	HEEM	1.26e	1.8	...	28.95	24.60	102	25.96	-2.0
iShMsciChA	CNYA	...	...	...	35.68	26.34	5	27.84	-13.1
iSh IntDvGr	IGRO	...	...	...	62.04	53.84	4	56.44	-5.0
▲iShMultiTc	TCHF	...	...	...	43.46	35.26	1	43.36	+11.8
iShMultInd	INDF	...	...	...	33.67	29.24	3	30.97	-2.9
iShMultHl	HCRF	...	...	...	35.18	29.11	0	34.37	+8.7
iShiB20Mun	IBMI	.24	.9	...q	25.44	25.18	48	25.42	+.3
iShMultMat	MATF	...	...	...	36.19	30.14		32.42	-5.2
iSh MultFin	FNCF	...	...	...	37.85	30.16	0	34.61	-2.1
iShMultiEn	ERGF	...	...	...	30.71	23.28	0	29.30	+3.5
iShIntHdHi	HYGH	4.56	5.0	...q	92.42	88.33	9	91.53	+.7
iShCHAust	HAUD	1.81p	...	...q	25.23	22.42		24.70	+.8
iSh MultCnS	CNSF	...	...	...	27.25	23.37		24.83	-6.2
iShCDivGr	DGRO	.65e	1.8	...q	37.22	31.20	351	35.47	+2.0
▲iSh MulConD	CNDF	...	...	...	34.53	27.45	1	34.27	+9.5
iSh MultUt	UTLF	...	...	...	28.56	23.93	0	26.00	-2.4
iShCHEmu	HEZU	.64e	1.7	...q	31.62	28.32	380	30.20	+1.3
iShGblReit	REET	.94e	3.7	...q	26.68	23.40	117	25.58	-2.0
iSh AdapJp	DEWJ	.18p	...	...	31.33	26.25		28.12	-5.4
iSh AdapC	DEFA	.48p	...	...	30.45	27.17		28.44	-3.3
iSh AdapEu	DEZU	.56p	...	...	30.64	27.44		27.99	-2.7
iShCoreInt	IAGG	...	...	...	53.61	51.56	143	52.67	+1.2
iShEurSC	HEUS	...	...	...q	31.56	27.52	1	30.70	+2.4
iShCorePac	IPAC	1.06e	1.8	...q	63.99	55.03	100	58.43	-2.0
iShEurMV	HEUV	.98	3.9	...q	25.26	23.44		25.19	+2.1
iShIntHdCp	LQDH	2.76	2.9	...q	99.18	94.38	3	96.51	-.8
iShCHCda	HEWC	1.41e	1.7	...q	27.27	24.31		27.01	+2.3
iShJpMinV	JPMV	.70e	1.0	...q	72.41	62.46	5	67.89	
iShEafeMV	HEFV	...	...	...q	28.27	26.08	2	28.05	+1.7
iShEuMinV	EUMV	.67e	2.7	...q	26.69	24.16	4	25.13	-.8
iShCHNk400	HJPX	.19p	...	...q	32.09	26.80		29.39	-3.3
iShCorEur	IEUR	1.18e	2.4	...q	53.97	46.83	119	48.76	-2.8
iShxJMinV	AXJV	.84p	...	...q	38.95	33.94	1	35.70	-1.8
iSh2022Mu	IBMK	.09e	...	...q	26.37	25.24	21	25.59	-.3
iShEm exCh	EMXC	...	...	...	58.49	47.58	0	50.16	-7.0
iShYdOpBd	BYLD	.75	3.1	...q	26.66	24.00	3	24.15	-3.4
iSh2021Mu	IBMJ	.07e	...	...q	26.08	25.19	48	25.49	+.3
iSHgxUSHY	HHYX	.67e	...	...q	28.14	27.29	3	27.91	+.1
iShRussia rs	ERUS	...	...	...q	39.23	29.52	239	33.56	+.1
iSCHeafe	HEFA	.70e	1.5	...q	30.88	27.65	431	29.74	+.2
iShCHMex	HEWW	1.41p	...	...q	21.71	18.16	0	19.70	-1.5
iShH10yCBd	CLYH	.31e	...	...q	27.42	25.11	1	26.01	-1.6
iShCHSpain	HEWP	.31p	...	...q	23.79	20.85	1	21.93	-1.1
iShHEmBd	EMBH	.30e	...	...q	27.04	25.12	3	25.83	-2.7
iShCHItaly	HEWI	.55p	...	...q	19.17	16.48	0	16.91	+.5
iShShMMu	MEAR	.27e	...	...q	50.18	49.61	28	49.94	+.3
iSCHEafSC	HSCZ	.19p	...	...q	32.36	28.21	1	31.38	+1.3
iShUSFxBal	FIBR	2.20e	...	...q	101.15	98.54		98.80	-1.4
iShCHAcxUs	HAWX	1.38e	3.9	...q	28.00	25.01	15	26.70	-.6
iShGbMM rs	PICK	...	...	...	37.91	28.90	492	32.88	-5.0
iShCHAcwi	HACW	.94e	2.0	...q	30.93	26.95	1	30.18	+2.7
iShTrFRBd	TFLO	.07e	.1	...q	50.85	50.12	68	50.30	+.2
iShCH UK	HEWU	.24p	...	...q	25.54	22.21	1	24.48	+.7
iSh ESG s	ESGE	...	...	...	37.04	16.64	53	34.40	
iShCHSwitz	HEWL	1.43e	2.3	...q	27.79	25.03	1	26.75	-1.0
iShEMktMV	HEMV	...	...	...q	29.20	25.87		27.34	-.1
iShLqdty bt	ICSH	.25e	.5	...q	50.54	49.99	96	50.13	+.1
iShCHJpn	HEWJ	.74e	.5	...q	35.29	28.87	552	32.59	-2.2
iShCHSoK	HEWY	.48p	...	...q	32.01	27.86		28.43	-6.0
iShFacEmg	EMGF	.13p	...	...q	53.84	44.17	23	46.21	-6.6
iSh iBd26 n	IBDR	...	...	...	24.92	22.99	40	23.29	-5.1
iSiBd12-18 s	IBDH	.30	1.2	...q	25.22	25.07	58	25.12	
iSiBd12-16 s	IBDF	.13	.5	...q				25.04	
iSiBd12-20 s	IBDL	.62e	2.5	...q	25.66	24.94	138	25.01	-1.2
iSiBd12-19 s	IBDK	.37e	...	...q	25.11	24.70	75	24.78	-.4
iSiBd12-23 s	IBDO	.56e	...	...q	25.55	24.13	86	24.28	-3.2
iSiBd12-22 s	IBDN	.55e	...	...q	25.42	24.19	100	24.33	-2.6
iSiBd12-25 s	IBDQ	.64e	...	...q	25.37	23.60	54	23.88	-4.6
iSiBd12-24 s	IBDP	.63e	...	...q	25.44	23.86	38	24.07	-3.9
iSiBd12-21 s	IBDM	.47e	...	...q	25.19	24.27	350	24.34	-1.9
IsoRay	ISR	...	...	...dd	1.22	.36	661	.51	+26.6
IsraelChm	ICL	.27e	5.7	...	4.99	3.85	304	4.72	+16.8
IssuerDir	ISDR	.20	1.0	68	21.85	12.00	0	19.75	+7.6
ItauCorpb	ITCB	2.48e	16.2	74	16.34	10.28	16	15.35	+14.2
ItauUnibH	ITUB	.32e	2.6	...	16.98	9.92	9321	12.14	-6.5
IvyHiInOp	IVH	1.50a	10.5	...q	16.10	13.92	54	14.30	-5.4

- J -

Name	Ticker Symbol	Div	Yield	PE	52-week High	52-week Low	Vol 1000s	Last	YTD %Chg
JAlexHld n	JAX	...	...	31	12.80	8.70	17	11.00	+13.4
JJill n	**JILL**	**...**	**...**	**6**	**12.76**	**4.17**	**412**	**8.27**	+6.0
JBG Smth n	JBGS	.90	2.5	...	38.91	30.79	200	35.90	+3.4
JMP Gp27 n	JMPD	...	...	...	25.62	24.11	3	25.20	-.3
JMP Grp	JMP	.36	6.7	77	5.78	4.92	13	5.39	-3.8
JMP Gp 23	JMPB	2.00	7.8	...	26.00	25.10	9	25.55	+1.0
JPMCh pfE	JPMpE	1.58	6.0	...	27.28	25.53	82	26.15	-3.3
JPMDvsRt	JPGE	.96e	1.6	...q	68.02	57.90	7	60.98	-2.4
JPMIntEq	JPIN	1.08e	1.9	...q	63.18	56.37	99	58.22	-3.0
JPMDvREm	JPEM	1.31p	...	...q	64.42	52.52	9	55.60	-4.7
JPM DREq	JPUS	.26p	...	...q	74.59	64.75	63	72.62	+3.0
JPM DivInt	JPIH	...	...	...	30.68	27.59		30.08	+.3
JPMDsfEu	JPEU	...	...	...	64.34	57.74	4	59.54	-1.3
JPM DivEu	JPEH	...	...	...	29.58	26.58		29.43	+4.1
JPM Val n	JVAL	...	...	...	27.44	24.90		26.20	+.4
JPM Qual n	JQUA	...	...	...	27.51	24.85		26.17	+.3
JPM Mom n	JMOM	...	...	...	27.91	24.95	0	27.68	+7.9
JPM MinV n	JMIN	...	...	...	26.62	24.93		26.39	+2.3
JPM US Dv	JDIV	...	...	...	26.74	24.18	1	25.83	-2.5
JPM DivAlt	JPHF	...	...	...	28.92	24.80	3	24.91	-4.8
JPM FutSt n	JPMF	...	...	...	25.34	23.93		24.11	-4.1
JPM UlSh n	JPST	...	...	...	51.03	48.88	685	50.21	+.3
JPM SCap n	JPSE	...	...	...	32.72	27.03	14	32.04	+8.0
JPM GlB n	JPGB	...	...	...	52.89	49.61	3	50.15	-2.0
JPM Evnt n	JPED	...	...	...	26.37	24.55		26.37	+4.6
JPM Disc n	JPHY	...	...	...	52.80	49.30	8	49.69	-3.1
JPM USMid	JPME	...	...	...	66.84	58.25	9	65.88	+3.4
JPMorgCh	JPM	2.24f	2.0	15	119.33	88.08	13997	114.15	+6.7
JPMCh wt	JPM/WS	...	...	...	73.85	46.64		72.89	+9.7
JPMCh pfA	JPMpA	1.36	5.3	...	26.02	24.52	184	25.54	+.7
JPMCh pfB	JPMpB	1.68	6.4	...	27.37	25.76	57	26.33	-2.6
JPMAlerian	AMJ	2.29	8.4	...q	30.74	23.17	1443	27.32	-.5
JPMCh pfY	JPMpF	1.53	5.8	...	27.20	25.32	115	26.28	-1.4
JPMCh pfG	JPMpG	1.52	5.7	...	27.38	25.30	52	26.73	-.9
JPM FTLgC	JFT	...	...	...q				42.00	
JPMCh pfH	JPMpH	1.54	5.8	...	27.39	24.03	170	26.78	-.6
JRJR Ntw	JRJR	...	...	...dd	.75	.10		.13	-29.7
Jabil	JBL	.32	1.1	20	31.77	23.70	1119	28.68	+9.3
JacobsEng	JEC	.60	.9	26	72.18	49.31	880	67.08	+1.7
JaggedPk n	JAG	...	...	...	16.55	10.55	892	14.05	-11.0
JHardie s	JHX	.38e	2.3	77	18.79	13.55	21	16.59	-5.8
Jan HlFit n	FITS	...	...	...					
JanTailRsk	TRSK	.24e	.8	...q	33.32	29.18		29.57	-5.6
AlpVSVolLC	SPXH	.51e	1.5	...q	38.83	32.16		33.55	-8.2
Jan ShDur n	VNLA	...	...	...	50.42	49.94	60	50.05	-.2
JanusHn n	JHG	1.44f	4.6	...	41.64	30.28	231	31.45	-17.8
JpnSmCap	JOF	.13e	1.1	...q	13.06	10.17	15	11.42	-3.3
Jarden	JAH	...	...	53				58.97	
JeffrFn	JEF	.40	1.7	40	28.30	21.61	1834	23.06	-12.9
JeldWen n	JELD	...	...	...dd	42.27	26.32	420	28.57	-27.4
JernignC n	JCAP	1.40	7.7	11	22.08	15.90	144	18.23	-4.1
Jianpu n	JT	...	...	...	9.49	4.75	88	5.42	-16.4
JinkoSolar	**JKS**	**...**	**...**	**27**	**30.50**	**11.48**	**708**	**13.77**	-42.7
JBeanTch	JBT	.40	.4	37	122.65	84.81	207	94.25	-14.9
JHMultLgC	JHML	.10p	...	...q	37.14	31.35	15	36.31	+4.4
JH MultMdC	JHMM	.08p	...	...q	36.30	30.55	34	35.63	+4.5
JH MultCns	JHMC	.07p	...	...q	33.38	27.14	1	32.17	+5.2
JH MultFin	JHMF	.08p	...	...q	39.70	31.54	2	37.52	+2.1
JH MultHltC	JHMH	.05p	...	...q	34.56	29.08	3	33.48	+7.5
▲JH MultTch	JHMT	.09p	...	...q	47.46	35.86	1	47.01	+14.5
JH MultEn	JHME	...	...	...	33.93	24.30	6	32.08	+8.2
JH MultMat	JHMA	...	...	...	38.20	30.90		34.41	-4.2
JH SmCap n	JHSC	...	...	...	28.88	24.27	4	27.43	+5.1
JH MultDev	JHMD	...	...	...	32.58	28.28	3	29.57	-2.8
JH MultUt	JHMU	...	...	...	29.74	25.00	0	27.69	+.7
JH MulCnSt	JHMS	...	...	...	28.79	24.55	0	26.08	-6.0
JH MultInd	JHMI	...	...	...	37.55	29.96	2	35.15	+.2
JH HedgEq	HEQ	1.50	9.2	...q	17.95	15.87	33	16.38	-5.9
JH TxAdY	HTY	1.28	14.8	...q	9.74	8.27	9	8.66	-1.8
JohnJn	JNJ	3.60f	2.8	18	148.32	118.62	7159	129.36	-7.4
JohnContl n	JCI	1.04e	2.9	24	44.37	32.89	2395	35.52	-6.8
JonesEngy	JONE	...	...	...dd	2.21	.28	915	.32	-70.8
JonesLL	JLL	.82f	.5	29	178.75	115.71	398	168.44	+13.1
Jumei Intl	JMEI	...	...	23	4.20	2.05	1238	2.10	-28.1
JnprNtwk	JNPR	.72	2.6	15	30.29	23.61	4589	27.95	-1.9
Jupai n	JP	.40f	2.3	9	29.00	7.36	113	17.76	-3.9
JustEngy g	JE	.41	...	1	5.91	3.48	269	3.75	-12.6
JustEn pfA	JEpA	...	...	...	26.40	21.29	6	23.34	-6.2

- K -

Name	Ticker Symbol	Div	Yield	PE	52-week High	52-week Low	Vol 1000s	Last	YTD %Chg
K12	LRN	...	...	59	18.46	12.72	82	16.63	+4.6
KAR Auct	KAR	1.40	2.4	20	61.57	40.43	715	58.94	+16.7
KB FnclGp	KB	...	...	...	63.96	44.21	505	47.84	-18.2
KB Home	KBH	.10	.4	23	38.80	20.68	2465	24.89	-22.1
KBR Inc	KBR	.32	1.7	13	21.70	14.40	859	18.53	-6.6
KCAPFn 19	KAP	1.84	7.2	...	26.02	25.05		25.44	+.6
KKR	KKR	1.31e	5.3	11	25.10	17.96		24.85	+18.0
KKR pfA	KKR.PRA	...	...	...	27.69	25.45		26.88	-.5
KKR pf B	KKRpB	1.63	6.1	...	27.37	25.31		26.53	-.8
KKR Inco	KIO	1.50a	8.9	...q	18.63	15.38	60	16.77	+4.5

Continued on **next page**

Continued from **previous page**

NYSE

Name	Ticker Symbol	Div	Yield	PE	52-week High	52-week Low	Vol 1000s	Last	YTD %Chg
KKR RE n	KREF	1.72e	...	...	21.82	18.09	41	20.56	+2.7
KMG Chm	KMG	.12	.2	18	79.35	45.65	148	73.44	+11.1
KT Corp	KT	...	...	...	18.82	12.55	1342	13.05	-16.4
Kadant	KAI	.88f	.9	28	114.00	75.95	37	96.95	-3.4
Kadmon n	KDMN	...	...	...	5.86	2.05	534	3.38	-6.6
Kaman	KAMN	.80	1.2	32	75.08	47.66	308	66.44	+12.9
KCSo pf	KSUp	1.00	3.9	...	29.13	25.22	0	25.55	-6.2
KC Southn	KSU	1.44f	1.3	20	114.91	99.47	1091	110.78	+5.3
KapStoneP	KS	.40	1.2	12	35.01	20.42	426	34.67	+52.8
KaynAEnD	KED	1.60	9.2	...dd	19.07	14.10	23	17.31	-.6
KA EngTR	KYE	1.32m	14.0	...q	11.45	8.30	78	9.41	-6.5
KA MLP	KYN	1.80	9.7	...q	20.38	14.38	247	18.58	-2.5
KAMLP pfF	KYNpF	.88	3.5	...	26.37	25.02	2	25.07	-.7
KAMidsEn	KMF	1.80m	14.0	...q	15.56	11.36	59	12.90	-6.5
▼KeanGrp n	FRAC	...	...	...	19.83	12.06	3687	11.95	-37.1
Kellogg	K	2.16	3.1	17	72.24	56.40	1413	70.18	+3.2
KelsoTch g	KIQ	.03f	6.0	...	.96	.24	24	.50	-4.0
Kemet	KEM	...	...	6	29.85	13.73	2017	28.01	+86.0
Kemper	KMPR	.96	1.3	23	82.53	38.30	224	73.80	+7.1
Kemper 54	KMPA	1.84	7.1	...	27.89	25.40	10	26.03	-.2
Kennamtl	KMT	.80	2.2	23	52.52	32.23	2011	36.44	-24.7
KennWils	KW	.76	3.6	...cc	22.28	15.95	961	21.05	+21.3
KenonHld n	KEN	...	...	...	33.22	12.99	2	15.40	-28.9
KeurDrPep	KDP	2.32	11.7	4	20.14	13.23		19.91	+29.0
KeyEngy	KEG	...	...	...	19.98	8.20	33	16.44	+39.4
Keycorp	KEY	.48f	2.3	14	22.40	16.28	11784	20.95	+3.9
Keycorp pfI	KEYpI	...	...	...	29.97	26.55	43	26.98	-6.7
Keysight	KEYS	...	...	44	62.41	39.21	526	59.16	+42.2
KilroyR	KRC	1.82f	2.5	16	77.73	62.91	458	73.80	-1.1
KimbRoy n	KRP	1.68f	7.6	...	24.50	15.06	31	22.20	+36.6
KimbClk	KMB	4.00	3.8	21	125.39	97.10	4203	106.16	-12.0
Kimco	KIM	1.12	6.7	17	21.24	13.16	3264	16.67	-8.2
Kimco pfI	KIMpI	1.50	6.0	...	25.50	23.33	5	25.21	+.1
Kimco pfJ	KIMpJ	1.38	5.7	...	25.61	21.10	22	24.11	-3.7
Kimco pfK	KIMpK	1.41	5.8	...	25.56	21.60	4	24.46	-2.6
Kimco pfL	KIMpL	...	...	...	25.99	20.01	17	22.80	-7.8
KindMorg	KMI	.80	4.5	22	20.70	14.69	17545	17.65	-2.3
KindM pfA	KMIpA	...	...	...	44.61	29.98	176	33.06	-12.9
Kingsway	KFS	...	...	...dd	6.15	2.65	9	3.18	-37.1
Kinross g	KGC	...	...	28	4.91	3.48	6841	3.67	-15.0
KirbyCp	KEX	...	...	37	94.05	59.25	420	87.05	+30.3
KirklLak n	KL	.02e	...	...	23.33	11.52	632	21.74	+41.5
KiteRlty pf	KRGp	2.06	8.2	...				25.03	
KiteRlty	KRG	1.27	7.6	5	21.57	13.87	507	16.67	-14.9
KlondexM g	KLDX	...	...	...	3.89	1.29		2.16	-17.2
▼KnSwftT rs	**KNX**	**.24**	**.7**	**22**	**51.94**	**34.60**	**6131**	**34.84**	-20.3
Knoll Inc	KNL	.60	2.8	15	24.00	16.57	242	21.78	-5.5
KnotOffsh	KNOP	2.08	9.3	...	24.00	19.15	103	22.25	+7.2
Knowles	KN	...	...	13	16.98	10.95	1071	15.67	+6.9
Kohls	KSS	2.44	3.3	14	79.92	36.50	1630	72.84	+34.3
Koppers	KOP	1.00	2.6	10	51.80	35.75	77	37.75	-25.8
KoreaElc	KEP	...	...	...	20.38	13.40	1385	14.46	-18.4
KoreaFd	KF	4.50e	...	...q	44.64	36.07	2	36.58	-11.4
KornFer	KFY	.40	.6	27	68.34	31.53	424	65.65	+58.7
KosmosEn	KOS	...	...	...dd	8.94	5.15	1322	7.76	+13.3
KrNwChin s	KFYP	...	...	...q	44.18	30.07	0	33.02	-1.3
KrS ChIn n	KWEB	...	...	...	68.39	53.99	639	58.26	-.6
KranChinA	KBA	9.93e	...	...q	39.22	28.30	415	30.10	-12.6
KraneChCm	KCNY	.22e	.6	...q	37.87	33.31	2	34.60	-1.4
KranShFtse	KEMP	...	...	...q	29.85	24.27		24.92	-6.3
KrnChEnv n	KGRN	...	...	...	27.96	20.62	0	21.57	-14.7
KrnOnBelt n	OBOR	...	...	...	28.16	22.54	3	23.81	-6.8
KrS CnTc n	KEMQ	...	...	...	28.97	23.42	10	24.33	-4.7
KratonCp	KRA	...	...	15	53.99	31.48	227	46.29	-3.9
Kroger s	KR	.56f	2.0	11	31.45	19.69	8852	27.96	+1.9
KronosWw	KRO	.68	3.1	8	29.49	17.11	348	22.23	-13.7
Kyocera	KYO	...	...	...	71.92	53.79		55.15	-15.8

- L -

Name	Ticker Symbol	Div	Yield	PE	52-week High	52-week Low	Vol 1000s	Last	YTD %Chg
L Brands	LB	2.40	7.7	10	63.10	30.70	3182	31.35	-47.9
L-3 Tch	LLL	3.20	1.6	20	218.71	172.59	697	200.42	+1.3
LCI Inds	LCII	2.40f	2.6	16	132.73	80.95	221	91.20	-29.8
LG Display	LPL	...	...	...	15.88	7.77	1538	9.73	-29.3
LGL Grp	LGL	...	...	17	6.70	4.25	1	5.42	-3.5
LMP CapIn	SCD	1.24f	9.2	...q	14.75	12.22	40	13.42	-3.8
LSB Inds	LXU	...	...	...dd	10.97	4.75	181	7.58	-13.5
LSC Com	LKSD	1.04	7.4	...	21.95	11.58	123	13.98	-7.7
LTC Prp	LTC	2.28f	5.6	17	51.91	34.46	187	40.97	-5.9
LaZBoy	LZB	.48	1.5	21	34.25	23.15	490	31.75	+1.8
LabCp	LH	...	...	22	190.36	146.68	864	184.48	+15.7
LadderCap	LADR	1.30f	8.2	15	16.30	12.99	629	15.92	+16.8
LadThalFn	LTS	.04	1.1	...dd	3.84	2.21	71	3.54	+12.0
LadTh pfA	LTSpA	2.00	7.8	...	25.95	24.75	10	25.73	+1.7
LadThal27 n	LTSL	1.63	6.7	...	25.17	23.60	2	24.26	-2.7
LambWst n	LW	.77	1.1	26	71.29	42.90	2183	68.34	+21.1
Lannett	LCI	...	...	5	30.35	11.90	477	12.40	-46.6
LaredoPet	LPI	...	...	4	13.46	7.41	3924	9.54	-10.1
LVSands	LVS	3.00	4.0	21	81.45	59.16	3850	74.50	+7.2
LaSalleH	LHO	.90m	2.6	56	36.13	24.10	569	35.00	+24.7
LaSalH pfI	LHOpI	1.59	6.4	...	25.80	23.87	0	24.91	-.8
LaSalHt pfJ	LHOpJ	1.58	6.3	...	25.99	23.67	5	25.07	-2.6
Latam Air	LTM	...	...	...	17.39	9.49	388	10.98	-21.0
LatAmDisc	LDF	.03e	.3	...q	13.25	9.27	11	10.43	-9.2
LattDvMkt	RODM	.62e	2.1	...q	31.02	27.38	265	28.81	-1.4
LattEmMkt	ROAM	.43e	1.9	...q	28.12	22.08	10	23.15	-10.2
Latt RE n	RORE	...	...	...	16.02	13.27	3	15.31	-1.2
LattUSEqt	ROUS	.39e	...	...q	33.42	27.25	15	32.06	+2.5
LattGblSC	ROGS	.57e	1.8	...q	33.42	28.59	1	31.83	+.8
HrtLoVol n	LVIN	...	...	...	29.40	26.45	1	27.50	-.9
LazGlobTR	LGI	.95	5.2	...q	19.39	15.68	45	18.33	+1.8
Lazard	LAZ	1.76f	3.4	14	60.00	40.50	646	52.13	-.7
LazWldDiv	LOR	.69	6.6	...q	12.63	10.28	33	10.41	-10.5
▲LeafGrp	LFGR	...	...	...dd	11.75	6.35	38	11.55	+16.7
LearCorp	LEA	2.80f	1.6	13	206.36	140.45	754	179.44	+1.6
Lee Ent	LEE	...	...	7	3.30	1.80	209	3.10	+31.9
LegacyAc n	LGC	...	...	...	9.91	9.51	10	9.62	-.1
LegacyA wt	LGC/WS	...	...	...	.45	.39		.40	-4.8
LegacyA un	LGC/U	...	...	...	10.18	9.82	4	10.05	+1.1
LeggMason	LM	1.36f	4.0	9	47.13	32.93	876	33.91	-19.2
LegMas56 n	LMHA	...	...	...	28.47	25.57	12	26.43	-3.0
LegM 5,4 56	LMHB	...	...	...	25.73	23.37	40	24.59	-2.7
LMGblInco	BWG	1.32a	10.7	...q	13.74	12.46		12.30	-3.7
LM IntLoV	LVHI	...	...	...	28.95	25.85	5	27.35	-2.9
LM EM LoV	LVHE	...	...	...	31.44	25.67	2	27.90	+1.4
LeggPlat	LEG	1.52f	3.4	21	53.96	39.57	1377	44.58	-6.6
LeGS3.5s34	JBK	1.59	6.0	...	26.71	23.54	0	26.47	+5.3
LeidosHld	LDOS	1.28a	2.0	22	70.11	52.04	1208	63.22	-2.1
LejuHldgs	LEJU	.20e	...	...dd	2.23	.96	26	1.78	+23.6
LendingClb	LC	...	...	...cc	6.56	2.57	5001	4.36	+5.6
LennarA	LEN	.16	.3	14	72.17	48.71	4230	52.59	-16.8
LennarB	LEN/B	.16	.4	11	58.65	39.76	87	43.32	-16.2
Lennox	LII	2.56f	1.2	27	223.05	160.18	534	209.39	+.5
Leo Hld un	LHC	...	...	...	10.90	9.40	51	10.18	+2.1
LevelBr n	LEVB	...	...	...	5.52	3.25	19	3.45	-20.7
LexRltyTr	LXP	.71	8.3	11	10.65	7.59	1385	8.59	-11.0
LexRT pfC	LXPpC	3.25	6.5	...	54.43	48.25	1	49.95	-2.7
Libbey	LBY	.47	6.5	...dd	10.30	4.60	192	7.20	-4.3
LbtyASE	USA	.72e	10.6	...q	6.80	5.53	1064	6.77	+7.5
LbtyASG	ASG	.38e	5.6	...q	7.28	4.72	206	6.84	+23.5
LibOilSv n	LBRT	...	...	50	23.90	16.00	489	17.07	-25.5
LibtProp	LPT	1.60	3.8	15	45.40	37.77	2592	42.00	-2.3
LifeStorg	LSI	4.00	4.2	33	101.28	69.00	249	94.68	+6.3
LightInBox	**LITB**	**...**	**...**	**...dd**	**3.46**	**1.61**	**49**	**1.88**	-18.3
LilisEn n	LLEX	...	...	...dd	6.30	2.96	215	5.38	+5.3
LincNat	LNC	1.32	2.0	9	86.68	61.18	1277	65.88	-14.3
LincNtl wt	LNC/WS	...	...	...	82.24	62.00		82.24	+8.5
Lindsay	LNN	1.24f	1.3	46	103.03	83.57	170	92.55	+4.9
LineCp n	LN	...	...	...	47.81	34.00	155	44.11	+7.6
LionsGat A	LGF/A	.36	1.5	...	36.48	21.54	574	24.07	-28.8
LionsGat B	LGF/B	.36	1.6	...	34.41	19.97	445	23.07	-27.3
▲LiqTech	LIQT	...	...	...dd	.88	.26	254	.85	+49.5
LithiaMot	LAD	1.16f	1.2	11	127.99	93.24	461	94.08	-17.2
▲LiveNatn	LYV	...	...	...cc	52.19	35.94	1508	51.81	+21.7
LloydBkg	LYG	.47a	14.2	...	4.21	3.23	4024	3.34	-10.9
LoanCore n	LCRT	...	...	...					
LoanDpt n	LDI	...	...	...					
LockhdM	LMT	8.00	2.5	39	363.00	286.17	3253	322.57	+.5
Loews	L	.25	.5	14	53.59	45.01	1300	50.04	
LomaNeg n	LOMA	...	...	12	26.89	9.20	588	10.40	-54.9
LaPac	LPX	.13p	...	14	31.19	23.39	1961	26.57	+1.2
Lowes	LOW	1.92f	1.9	22	108.98	70.76	3017	100.00	+7.6
Lubys	LUB	...	...	...dd	3.20	2.35	5	2.48	-6.1
LumberLiq	LL	...	...	...dd	41.33	19.41	629	25.17	-19.8
LuxferHld	LXFR	.50	3.7	...	16.21	11.30		13.67	-13.5
Luxoft	LXFT	...	...	18	64.40	31.50	117	37.55	-32.6
Lydall	LDL	...	...	15	60.00	37.50	53	44.55	-12.2
LyonBas A	LYB	4.00f	3.7	9	121.95	85.35	2109	108.37	-1.8

- M -

Name	Ticker Symbol	Div	Yield	PE	52-week High	52-week Low	Vol 1000s	Last	YTD %Chg
M&T Bk	MTB	3.20f	1.8	18	197.37	141.12	896	173.22	+1.3
M&T Bk wt	MTB/WS	...	...	...	113.50	68.29		112.00	+14.8
M&TBk pfA	MTBp	63.75	6.3	...	1090.00	1009.50	0	1020.00	-6.4
M&TBk pfC	MTBpC	63.75	6.2	...	1086.00	1010.00		1020.01	-1.0
MAG Slv g	MAG	...	...	...	13.84	9.29	238	9.55	-22.7
MBIA	MBI	...	...	...dd	10.97	6.04	904	9.63	+31.6
MDC	MDC	1.20	4.0	11	35.18	26.45	351	30.13	-5.5
MDU Res	MDU	.79	2.7	24	29.62	24.29	675	29.03	+8.0
MFA Fncl	MFA	.80	10.3	10	8.90	6.72	1933	7.80	-1.5
MFA Fn42	MFO	2.00	7.7	...	26.36	25.32	1	25.94	-1.6
MFA pfB	MFApB	1.88	7.4	...	25.89	23.96	11	25.27	-.1
MFC Bcp	MFCB	...	...	...dd	9.62	5.69	6	6.80	-12.7
MFS CAMu	CCA	.60	5.8	...q	14.00	10.20	5	10.29	-10.6
MCR	MCR	.72a	9.2	...q	8.75	7.78	70	7.84	-7.5
MGF	MGF	.41	9.2	...q	4.99	4.45	18	4.46	-6.9
MFS HInM	CXE	.30	6.1	...q	5.51	4.82	96	4.95	-5.5
MFS HYMu	CMU	.28	6.2	...q	4.89	4.37	64	4.47	-3.2
MFS IHI	CIF	.25	9.8	...q	3.03	2.46	141	2.52	-14.3
MIN	MIN	.42	11.0	...q	4.35	3.79	190	3.83	-7.7
MFS InvG	CXH	.50	5.4	...q	10.33	9.08	1	9.29	-4.3
MMT	MMT	.52	9.3	...q	6.29	5.55	131	5.58	-8.1
MFM	MFM	.38	5.7	...q	7.36	6.41	108	6.78	-1.3
MFV	MFV	.58	10.7	...q	6.84	5.34	49	5.41	-8.6
MGIC Inv	MTG	...	...	8	16.21	9.97	4211	12.39	-12.2
MGMGrPr n	MGP	1.72f	5.6	...	31.83	25.31	267	30.69	+5.3
MGM Rsts	MGM	.48	1.6	9	38.41	27.88	7958	30.77	-7.8
MI Homes	MHO	...	...	12	37.41	24.08	215	26.04	-24.3
MPG pfA	MPGpA	...	...	...				25.85	
MPLX LP	MPLX	2.47f	7.0	32	39.38	31.60	2353	35.04	-1.2
MRC Glbl	MRC	...	...	23	22.98	14.01	1016	22.27	+31.6
MSA Safety	MSA	1.52f	1.5	57	100.40	65.95	177	98.74	+27.4
MSC Ind	MSM	2.32	2.8	15	99.94	65.42	507	81.98	-15.2
▲MSCI Inc	MSCI	1.52	.9	47	174.14	106.13	851	172.58	+36.4
MSG Netw	MSGN	...	...	10	26.30	16.25	432	22.65	+11.9
MV OilTr	MVO	.76e	6.9	9	12.21	4.80	33	10.97	+30.6
MVC Cap	MVC	.60	6.2	...q	10.97	9.25	46	9.73	-7.9
MVC 22 n	MVCD	1.56	6.1	...	27.25	25.12	1	25.51	-1.3
MacQUtlDv	MFD	1.20	11.0	...q	14.75	10.71	36	10.91	-12.2
MacQGInf	MGU	1.48	6.5	...q	26.50	21.32	44	22.81	-11.5
Macerich	MAC	2.96	5.2	31	69.73	52.12	887	57.21	-12.9
MackCali	CLI	.80	4.1	9	26.97	15.86	440	19.51	-8.7
Macquarie	MIC	5.24e	11.7	8	76.93	36.20	998	44.75	-30.3
Macys	M	1.51	3.8	12	41.33	17.41	6039	39.36	+56.3
MadCvCall	MCN	.72	9.4	...q	8.03	7.09	39	7.63	-1.2
MadSqGd n	MSG	...	...	97	330.00	205.22	259	313.21	+48.5
MadStSec	MSP	1.04	8.8	...q	12.16	10.72	29	11.83	+1.0
MagellMid	MMP	3.75f	5.3	21	75.82	54.82	866	70.12	-1.2
Magna g s	MGA	1.32f	2.3	10	67.47	45.37	860	58.56	+3.3
MagnaChip	MX	...	...	7	13.40	8.85	270	11.15	+12.1
Maiden prA	MHpA	2.06	8.3	...	25.71	18.80	31	24.94	+1.0
Maiden pfC	MHpC	1.78	7.6	...	26.67	16.73	23	23.42	-4.1
MaidnH pfD	MHpD	1.68	7.8	...	25.05	14.85	44	21.50	+2.7
MaidenHld n	MHLA	.60	2.8	...	26.89	16.68	10	21.72	-5.6
MaidHld 43	MHNC	1.94	8.2	...	27.34	18.64	19	23.55	-3.6
MainStCap	MAIN	2.28f	5.8	13	41.79	34.37	159	39.38	-.9
MainStC 23	MSCA	1.53	5.9	...	26.50	25.23		25.79	+2.1
MainSDTMu	MMD	1.18	6.0	...q	20.49	18.54	72	19.62	-1.1
Majesco n	MJCO	...	...	...	7.50	4.35	7	7.16	+33.3
Mallinckdt	MNK	...	...	...	49.12	11.65	2812	22.20	-1.6
MgdDInvG	MZF	.74	5.2	...q	14.41	13.05	114	14.29	+6.4
ManchUtd	MANU	.36	1.7	1	22.25	16.05	10	21.10	+6.6
Manitowc rs	MTW	...	...	...	44.03	22.64	361	26.14	-33.6
ManngNap	MN	.32	10.3	13	4.35	2.95	35	3.10	-13.9
ManpwrGp	MAN	1.86	2.1	11	136.93	81.85	1786	90.29	-28.4
Manulife g	MFC	.44	...	...	22.16	17.73	1923	18.29	-12.3
MarathnO	MRO	.20	1.0	...dd	22.74	10.55	6537	20.85	+23.2
MarathPt s	MPC	1.84	2.5	11	83.33	49.30	4224	73.74	+11.8
MarcusMill	MMI	...	...	25	41.14	24.34	236	40.44	+24.0
Marcus	MCS	.60f	1.8	26	33.95	23.55	77	32.95	+20.5
MarineP	MPX	.40f	2.0	36	20.49	12.00	20	20.05	+57.4
MarineMx	HZO	...	...	20	25.05	13.80	301	20.35	+7.7
Markel	MKL	...	...	65	1194.98	995.30	28	1139.75	+.1
MarriotVac	VAC	1.60	1.4	19	154.14	107.17	231	117.74	-12.9
MarshM	MMC	1.66f	1.9	24	87.89	76.68	3004	87.09	+7.0
MartMM	MLM	1.76	.8	33	241.33	189.27	488	224.20	+1.4
Masco	MAS	.42	1.1	20	46.45	35.79	3344	38.51	-12.4
Masonite g	DOOR	...	...	13	79.90	50.40	127	68.40	-7.8
Mastec	MTZ	...	...	12	55.53	38.40	643	50.10	+2.3
MastechD	MHH	...	...	20	18.42	8.48	4	17.08	+69.8
▲MasterCrd	MA	1.00	.5	49	209.19	126.55	3508	209.58	+38.5
MatadorRs	MTDR	...	...	25	35.22	21.81	1098	32.35	+3.9
▲Materion	MTRN	.42f	.7	36	57.45	36.75	122	57.50	+18.3
MatinasB n	MTNB	...	...	...	1.60	.32	73	.39	-66.4
Matson	MATX	.80	2.2	7	40.32	21.63	153	35.78	+19.9
MauiLand	MLP	...	...	22	18.80	9.95	17	12.60	-27.2
MaxarTc n	MAXR	1.48	2.8	...	67.30	42.11	214	52.85	-17.8
Maximus	MMS	.18	.3	19	72.71	58.75	202	64.40	-10.0
MaxLinear	MXL	...	...	12	28.06	15.39	722	17.10	-35.3
McClatch rs	MNI	...	...	...dd	11.04	5.75	2	9.84	+10.2
McCorm vot	MKC/V	2.08f	1.8	...	119.65	93.54	0	116.91	+16.3
McCorm	MKC	2.08	1.8	17	120.23	92.93	858	117.17	+15.0
McDerl rs	MDR	...	...	10	27.21	16.14		20.70	
McDnlds	MCD	4.04	2.6	24	178.70	146.84	3385	157.94	-8.2
McKesson	MCK	1.36	1.0	11	178.86	129.58	1670	131.98	-15.4
McEwenM	MUX	.01	.4	...dd	2.86	1.82	1716	2.42	+6.1
Mechel pf	MTLp	...	...	...	1.34	.80		.94	-10.5
▼Mechel rs	MTL	...	...	...	5.80	2.96	69	3.00	-43.0
Medequit n	MRT	.84	7.5	...	12.69	9.67	142	11.20	-.2
MedProp	MPW	1.00	7.1	16	14.52	11.82	1597	14.11	+2.4
Medifast	MED	1.92	1.1	75	179.52	41.24	211	172.27	+146.8
MedleyCap	MCC	.40m	11.6	5	6.65	3.35	110	3.46	-33.7
MedleyC 23	MCV	1.53	6.2	...	25.98	23.93	10	24.65	-2.3
▼MedleyC 21	MCX	1.63	6.5	...	26.35	24.96	4	25.07	-2.8
Medley n	MDLX	.22p	...	...	25.09	23.60	12	24.40	-1.5
Medley24 n	MDLQ	...	...	...	25.66	24.50	4	24.85	-1.4
MedleyMgt	MDLY	.80	21.6	...cc	7.15	3.10	52	3.70	-43.1
Mednax	MD	...	...	11	63.04	40.56	630	43.07	-19.4
▲Medtrnic	MDT	2.00f	2.2	36	88.93	76.41	3189	88.91	+10.1
Merck	MRK	1.92	3.0	24	66.41	52.83	9418	63.42	+12.7
MercGn	MCY	2.50	5.6	40	61.51	41.41	103	44.81	-16.1
Meredith	MDP	2.18	4.3	12	72.25	47.30	256	51.05	-22.7
Meritage	MTH	...	...	12	55.50	38.80	625	42.85	-16.3
Meritor	MTOR	...	...	6	29.54	16.78	637	19.77	-15.7
MerL pfK	MERpK	1.61	6.2	...	26.54	25.42	26	26.04	-.2
MerL pfP	MERpP	1.84	7.0	...	27.53	25.80		26.35	-3.0
ML CZN46	PIY	2.09	13.3	...	26.88	11.66	1	15.75	+7.1
MLRRD29	PYS	1.58	8.6	...	23.38	17.20	1	18.28	-9.7
MLGS flt	PYT	.76	3.4	...	22.60	20.40		22.16	+5.8
MLIdxPl33	IPB	1.51	5.5	...	29.00	26.50	0	27.52	-.7
MesaRoyl	MTR	1.46e	10.3	14	19.85	11.75	3	14.18	-23.2
Mesab	MSB	1.49e	...	...	30.92	13.10	61	27.85	+10.7
Methode	MEI	.44	1.1	25	48.44	36.75	163	38.70	-3.5
MetLife	MET	1.68	3.7	10	55.91	43.09	4132	44.91	-11.2
MetLfe pfA	METpA	1.02	4.0	...	25.80	23.50	6	25.36	+2.1
MetroBkH n	MCB	...	...	...	55.00	36.35	17	50.89	+20.9
MettlerT	MTD	...	...	41	697.26	540.24	166	602.76	-2.7
MexcoEn	MXC	...	...	...dd	14.49	3.00	22	5.80	+47.6
MexEqt	MXE	1.62e	.1	...q	12.17	9.50	4	11.22	+9.4
MexEqt pf	MXEp	...	...	...				15.11	
MexicoFd	MXF	.60	3.7	...q	18.20	14.03	36	16.26	+3.2
MKors	KORS	...	...	20	70.00	33.35	2819	67.28	+6.9
MicrFoc n	MFGP	...	...	...	36.21	12.67	1653	16.67	-50.4
▼MicrSol n	**MICR**	**...**	**...**	**...**	**4.29**	**3.19**	**86**	**3.35**	-4.3
MidAApt	MAA	3.48	3.6	18	110.24	85.16	467	97.60	-2.9
MdAApt pfI	MAApI	2.13	3.3	...	68.00	61.56		65.30	-3.0
MidsthBcp	MSL	.28m	2.0	...cc	15.40	11.05	70	14.30	+7.9
MidstPet	MPO	...	...	...	19.04	11.79	43	13.02	-21.5
Milacron n	MCRN	...	...	...	22.62	15.09	754	20.01	+4.5
MilestnSci	MLSS	...	...	...	1.60	.64	27	.85	-28.0
MHowHiInc	HIE	1.39	11.1	...q	14.17	10.93	68	12.50	+.2
MillerInds	MLR	.72	2.8	15	29.00	23.90	11	25.50	-1.2
MinTech	MTX	.20	.3	18	78.35	62.55	186	74.75	+8.6
MissP pfD	MPpD	1.31	5.2	...	27.67	24.63	1	25.25	-1.6
Mistras	MG	...	...	39	23.83	17.00	63	21.03	-10.4
MitsuUFJ	MUFG	...	...	...	8.11	5.49	1021	6.21	-14.6
MiX Tele	MIXT	.22e	...	...	21.00	7.79	153	17.07	+33.8
MizuhoFn	MFG	...	...	...	4.00	3.28	436	3.50	-3.8
MobileTele	MBT	.53e	6.1	...	12.80	8.27	1859	8.72	-14.4
▲Model N	MODN	...	...	...dd	20.05	12.40	171	19.85	+26.0
Modine	MOD	...	...	12	25.75	15.25	487	17.25	-14.6
Moelis&Co	MC	1.88f	3.0	48	67.65	37.75	735	63.70	+31.3
Mohawk	MHK	...	...	16	286.85	202.75	1457	219.55	-20.4
MolinaHlth	MOH	...	...	...dd	107.73	56.68	788	105.93	+38.1
MolsCoor A	TAP/A	1.64	2.5	6	91.63	58.93	0	65.00	-22.6
MolsCoorB	TAP	1.64	2.5	10	94.02	58.75	4355	64.41	-21.5
MonRE	MNR	.68	4.1	26	18.45	13.87	231	16.47	-7.5
MonRE pfB	MNRpB	1.97	7.9	...				25.03	
MonRE pfC	MNRpC	1.53	6.3	...	26.49	22.82	4	24.12	-3.6
Moodys	MCO	1.76	.9	40	187.55	126.28	554	185.63	+25.8
Moog A	MOG/A	.25p	...	20	93.93	72.08	97	79.05	-9.0
Moog B	MOG/B	.25p	...	20	91.71	72.70		78.23	-11.8
MorgStan	MS	1.20f	2.4	11	59.38	43.84	7251	50.98	-2.8
MorgSt pfE	MSpE	1.78	6.3	...	29.99	27.94	23	28.12	-2.9
MorgSt pfF	MSpF	1.72	6.3	...	29.52	27.25	67	27.39	-3.7
MorgSt pfI	MSpI	1.59	5.9	...	28.94	26.51	56	27.10	-2.7
MorgS pfG	MSpG	1.66	6.3	...	27.74	25.75	13	26.23	-1.8
MorgSt pfK	MSpK	...	...	...	27.72	25.54	53	25.98	-4.1
MS Asia	APF	.14e	.8	...q	19.99	16.61	13	17.18	-6.6
MS China	CAF	13.33e	...	...q	27.79	21.02	348	22.66	-3.1
MS CushHi	MLPY	1.28e	19.4	...q	8.00	6.09	3	6.60	-6.5
MS EMD	MSD	.57e	6.4	...q	10.27	8.55	49	8.90	-10.8
MSEMDDbt	EDD	.80m	11.8	...q	8.37	6.64	116	6.80	-11.7
MSEmMkt	MSF	.05e	.3	...q	19.86	15.63	21	16.55	-7.5
MS icb	ICB	.54a	2.9	...q	19.79	17.93		18.59	+1.3
MS India	IIF	.04e	...	...q	35.14	25.40	14	26.51	-20.0
MSJCP97	HJV	1.75	14.8	...	16.72	10.00	13	11.84	-4.1
MkVRMB	CNY	...	...	...q	49.12	40.13	0	43.28	+.6
MkVRupee	INR	.20p	.5	...q	45.42	39.21		40.89	-6.4
MSDLEur	URR	...	...	...q	21.49	16.65		17.87	-1.4
MSDSEur	DRR	...	...	...q	55.98	44.20	0	52.87	+9.2
MorgSt pfA	MSpA	1.01e	4.3	...	24.33	21.49	51	23.31	+3.0
MosaicAc n	MOSC	...	...	...	9.90	9.49	1	9.75	+.5
Mosaic	MOS	.10	.3	39	29.95	19.23	7300	29.02	+13.1
MotrlaSolu	MSI	2.08	1.7	23	123.31	82.86	974	121.47	+34.5
Movado	MOV	.80	1.6	...cc	53.73	21.50	235	49.00	+52.2
Mueller	**MLI**	**.40**	**1.2**	**23**	**37.57**	**25.26**	**856**	**32.12**	-9.3
MuellerWat	MWA	.20	1.7	28	12.99	9.59	1188	12.10	-3.4
MurphO	MUR	1.00	3.1	...dd	35.98	22.21	1553	32.29	+4.0
MurphUSA	MUSA	...	...	15	89.69	61.05	976	78.85	-1.9
MyersInd	MYE	.54	3.0	36	24.60	15.40	137	18.15	-6.9
Myomo n	MYO	...	...	...	11.40	2.07	119	2.31	-38.4
Myovant n	MYOV	...	...	...dd	25.54	9.92	482	19.33	+52.9

- N -

Name	Ticker Symbol	Div	Yield	PE	52-week High	52-week Low	Vol 1000s	Last	YTD %Chg
NCI BldSy	NCS	...	...	17	23.35	13.05	1828	15.75	-18.4
NCR Corp	NCR	...	...	27	40.78	26.00	686	30.44	-10.4
NGL EnPt	NGL	1.56	12.7	...dd	17.65	8.58	499	12.30	-12.5
NGL En pfB	NGLpB	2.25	9.1	...	25.56	23.10	15	24.67	+1.1
NL Inds	NL	...	...	6	16.05	6.90	26	8.65	-39.3
LinkMotion	LKM	...	...	20	4.68	1.58		2.20	-45.3
NRG Egy	NRG	.12	.4	50	35.17	22.90	5224	31.20	+9.6
NRG Yld A	NYLD/A	1.12f	6.3	37	19.91	15.30	106	17.92	-4.9
NRG Yld C	NYLD	1.24f	6.9	25	20.15	15.55	298	17.95	-5.0
NTN Buzz rs	NTN	...	...	...dd	8.40	3.01	5	4.65	+10.5
NVR	NVR	...	...	18	3700.00	2584.29	45	2817.53	-19.7
nVent El n	NVT	...	...	...	28.93	21.00	1002	25.45	+12.0
Nabors	NBR	.24	4.1	...dd	8.87	5.32	12166	5.83	-14.6
NACCO	NC	.66	2.0	4	92.60	23.80	27	32.20	-14.5
NamTai	NTP	.28	2.7	39	13.90	9.30	28	10.45	-16.7
NanoViric	NNVC	...	...	...dd	1.64	.36	48	.42	-52.5
Nashville	NASH	.75e	.7	...q	29.66	25.34		29.00	+3.7
NatBkHldg	NBHC	.56f	1.4	33	40.98	30.25	134	38.73	+19.4
NatFuGas	NFG	1.70f	3.1	16	59.92	48.31	237	53.99	-1.7
NatGrid	NGG	2.89e	5.3	...	65.60	51.44	517	54.77	-6.9
NtHlthInv	NHI	4.00	5.4	17	81.60	62.71	188	73.91	-2.0
NHltcre	NHC	1.92f	2.7	26	73.25	57.00	42	70.52	+15.7
NOilVarco	NOV	.20	.5	...dd	46.00	29.90	2116	42.30	+17.4
NatPresto	NPK	1.00a	.9	16	136.65	88.80	30	117.00	+17.6
NatRetPrp	NNN	2.00f	4.5	20	45.11	36.25	1030	44.31	+2.7
NRetP pfE	NNNpE	1.43	5.7	...	26.38	23.40	10	25.10	-1.8
NtRetP pfF	NNNpF	1.30	5.4	...	25.58	21.97	22	24.27	-3.3
NatlStor n	NSA	1.16f	4.0	...cc	32.28	21.17	531	29.13	+6.9
NtStorAf pfA	NSApA	...	...	...	26.30	23.57	85	24.90	-4.4
NtWst pfC	NWpC	1.94	7.6	...	26.59	25.48		25.59	
Nationstar	NSM	...	...	7	20.71	15.95	273	18.45	-.3
NatxIntV n	MVIN	...	...	...	47.10	43.04	3	44.48	-.2
NatGsSvcs	NGS	...	...	66	29.55	21.70	20	22.40	-14.5
NatrlGroc	NGVC	...	...	44	17.46	4.79	101	14.38	+61.0
NatRsPt rs	NRP	1.80	5.7	9	37.70	22.81	15	31.40	+20.8
Natuzzi	NTZ	...	...	...	2.79	1.41		1.59	-.6
Nautilus	NLS	...	...	17	19.10	11.30	185	14.30	+7.1
▼NavideaBio	**NAVB**	**...**	**...**	**...dd**	**.68**	**.20**	**720**	**.19**	-46.2
NavigCons	NCI	...	...	19	25.25	14.62	231	21.29	+9.7
NavigatrH	NVGS	...	...	...	13.55	9.25	93	12.05	+22.3
NaviosAcq	NNA	.08	14.5	...dd	1.45	.53	311	.55	-50.5
Navios pfG	NMpG	2.19	16.8	...	19.99	10.18		13.03	-19.6
Navios	NM	...	...	...dd	1.90	.68	706	.85	-29.2
NavMH pfH	NMpH	2.16	16.6	...	18.89	10.27	1	13.00	-20.3
NavMMid	NAP	2.00f	57.6	...	10.70	3.25	89	3.47	-63.6
NaviosMar	NMM	1.69f	82.4	7	2.62	1.58	362	2.05	-13.1
Navistar	NAV	...	...	27	47.73	29.07	454	42.44	-1.0
Navistr pfD	NAVpD	...	...	...	26.60	9.50		24.23	+41.7
NeenahP	NP	1.64	1.9	19	95.40	75.50	68	87.50	-3.5
Nelnet	NNI	.64	1.0	14	64.00	43.92	23	61.63	+12.5
NeoPhoton	NPTN	...	...	...dd	8.73	4.56	397	6.26	-4.9
Netshoes n	**NETS**	**...**	**...**	**...**	**20.72**	**1.84**	**80**	**2.35**	-70.3
Netw1Tch	NTIP	.10	3.5	9	4.60	2.25	5	2.85	+18.8
NBCAInt	NBW	.74	5.9	...q	14.61	12.50	10	12.60	-7.4
NeuB HYld	NHS	.96	8.9	...q	12.35	10.76	29	10.83	-7.9
NBIntMu	NBH	.90	6.6	...q	16.00	13.39	58	13.54	-8.5
NB MLP	NML	1.26	14.1	...q				8.93	
NBNYInt	NBO	.58	5.0	...q	13.06	11.41	12	11.56	-4.9
NBRESec	NRO	.36	7.0	...q	5.70	4.29	147	5.17	-6.5
NevGCas	UWN	...	...	23	2.86	1.80	23	2.03	-24.0
▼NevroCorp	**NVRO**	**...**	**...**	**...dd**	**94.34**	**54.87**	**6094**	**44.22**	-36.0
Nevsun g	NSU	.04	1.1	...dd	3.86	1.96	816	3.63	+48.8
NewAmHi	HYB	.78a	9.2	...q	10.20	8.35	67	8.44	-10.2
NewConcEn	**GBR**	**...**	**...**	**53**	**12.75**	**1.16**	**303**	**2.67**	+71.3
NE Realty	NEN	1.00	1.5	2	75.25	65.00		68.05	-7.2
▼NwGold g	NGD	...	...	...dd	4.25	1.79	4880	1.76	-46.5
NewHome	NWHM	...	...	10	13.55	9.53	19	9.84	-21.5
▼NwIreland	IRL	2.15e	1.4	...q	14.17	11.33	6	11.29	-9.9
NJ Rscs s	NJR	1.09	2.4	15	47.60	35.55	327	45.75	+13.8
NewMedia	NEWM	1.48	8.0	32	19.10	12.74	443	18.51	+10.3
NwMtnFin	NMFC	1.36	9.7	10q	14.70	12.05	297	14.00	+3.3
NewOriEd	EDU	.40e	...	44	108.40	74.66	4124	90.66	-3.6
▲NewRelic	NEWR	...	...	...dd	113.78	42.69	716	108.74	+88.2
NewResid	NRZ	2.00	10.8	7	18.74	15.24	1750	18.51	+3.5
NewSenInv	SNR	1.04	14.5	13	10.57	6.77	510	7.16	-5.3
NY&Co	NWY	...	...	...dd	5.55	1.40	535	5.46	+90.9
NY CmtyB	NYCB	.68	6.0	13	14.53	10.88	4560	11.41	-12.4
NY Cmt pfA	NYCBpA	...	...	...	30.39	26.12	12	26.84	-6.2
NYCmty un	NYCBpU	3.00	6.0	...	56.99	48.75	3	50.26	-.9
NY REIT rs	NYRT	4.85c	...	...	19.70	15.04	67	18.10	
NY Times	NYT	.16	.7	...cc	26.85	16.95	2404	24.30	+31.4
NewellRub	NWL	.92f	3.5	5	53.11	22.60	4084	26.45	-14.4
NewfldExp	NFX	...	...	14	35.20	22.72	3061	28.34	-10.1
NewMarket	NEU	7.00	1.7	21	470.43	358.33	22	405.68	+2.1
NewmtM	NEM	.56	1.5	28	42.04	33.89	5170	37.13	-1.0
NewpkRes	NR	...	...	...dd	11.65	7.20	621	9.85	+14.5
NexGen g	NXE	...	...	...	2.85	1.65	346	1.79	-30.1
NexaRsc n	NEXA	...	...	13	21.20	15.27		18.82	-4.0
NexPtCr rs	NHF	2.40m	10.7	...q	25.64	21.33	50	22.43	-11.3
NxPtRsT n	NXRT	1.00	3.6	9	29.40	22.84	81	28.11	+.6
NxtEraLP	NEP	1.57f	3.5	32	48.75	36.42	152	45.14	+4.7
NextEra 72	NEEpI	1.28	5.1	...	25.70	23.17	18	25.26	+1.2
NextEra 73	NEEpJ	1.25	5.0	...	25.61	22.88	26	24.84	-.5
NextEra76	NEEpK	...	...	...	25.98	23.62	24	25.07	-2.0
NxtEra pfQ	NEEpQ	3.19	4.2	...	76.14	65.00	167	75.79	+8.9
NextEraEn	NEE	4.44f	2.6	13	171.50	142.12	2331	170.21	+9.0
NxtEra pfR	NEEpR	...	...	...	59.70	53.67	189	57.16	+1.7
NiSource s	NI	.78	3.0	32	27.76	22.44	3562	25.79	+.5
NiaM pfB	NMKpB	3.60	3.8	...	104.75	93.00	0	95.00	-1.2
NiaM pfC	NMKpC	3.90	4.0	...	107.80	94.40		96.52	-2.6
▼Nielsen plc	NLSN	1.40f	4.7	17	43.61	29.47	3002	29.51	-18.9
NikeB s	NKE	.80	1.1	66	81.00	50.35	6037	75.53	+20.8
NoahHldgs	NOAH	...	...	29	69.56	26.53	702	51.48	+11.2
NobilisH n	HLTH	...	...	...	1.79	1.10	342	1.15	-14.8
NobleCorp	NE	.08	1.4	...dd	6.84	3.14	3845	5.66	+25.2
NobleEngy	NBL	.44	1.2	36	37.76	22.99	3133	35.28	+21.1
NobleMid n	NBLX	1.91e	...	13	57.98	41.99	215	52.36	+4.7
NokiaCp	NOK	.19e	3.2	...	6.59	4.51	17437	5.90	+26.6
NomadF n	NOMD	...	...	...	19.81	13.73	682	19.08	+12.8
Nomura	NMR	...	...	...	6.83	4.73	458	5.03	-13.6
Norbord n	OSB	1.29	3.6	...	45.45	32.22	155	36.40	+7.7
NordicAOff	NAO	.18	15.7	...	1.60	1.02	23	1.15	-4.1
NordicAm	NAT	.41e	17.9	...dd	6.07	1.82	1212	2.28	-7.3
Nordstrm	JWN	1.48a	2.8	20	54.61	37.79	1446	52.52	+10.8
▲NorflkSo	NSC	2.88	1.8	24	163.95	111.44	2856	160.48	+10.8
NortelInv	NTL	.64e	1.3	...	51.97	30.94		50.99	
NoAmEn g	NOA	.08	...	...	6.20	3.70		5.83	+17.8
NEurO	NRT	.78e	9.6	9	9.40	6.08	16	8.14	+17.0
NoWestCp	NWE	2.20	3.7	16	64.47	50.01	705	58.93	-1.3
NDynMn g	NAK	...	...	...	2.34	.43	474	.50	-71.8
NthnO&G	NOG	...	...	42	3.73	.63	5319	3.38	+64.9
NorthropG	NOC	4.80f	1.5	33	360.88	259.00	1920	316.17	+3.0
NStREur n	NRE	.60	4.5	...	14.81	10.08	352	13.35	-.6
NwstNG	NWN	1.88	2.9	...dd	69.50	51.50	85	63.80	+7.0
NorwCruis	NCLH	...	...	15	61.18	46.16	2827	49.85	-6.4
NovaBay rs	NBY	...	...	...dd	5.00	2.00	3	2.30	-40.3
NovaGld g	NG	...	...	...dd	5.05	3.35	1020	4.43	+12.7
Novartis	NVS	2.75e	3.3	16	94.19	72.30	1748	82.51	-1.7
NovoNord	NVO	.96e	1.9	...	58.37	41.03	1074	50.85	-5.3
NOW Inc	DNOW	...	...	...dd	16.67	9.12	1516	13.95	+26.5
NuSkin	NUS	1.47	2.0	34	84.00	53.50	549	71.96	+5.5
Nucor	NUE	1.52	2.2	13	70.48	51.67	4795	67.82	+6.7
Nush EnhYl	NUAG	...	...	...	24.87	23.37	5	23.46	-3.9
Nush 1-5yr	NUSA	...	...	...	25.18	24.26	1	24.33	-1.8
NushLCGr	NULG	...	...	...	35.95	28.72	3	35.22	+12.9
NushLCVal	NULV	...	...	...	30.70	26.13	6	29.48	+3.1
NushMCGr	NUMG	...	...	...	32.76	26.52	4	32.16	+9.5
NushMCVal	NUMV	...	...	...	29.85	25.59	3	28.37	+.6
NushSmCap	NUSC	...	...	...	31.78	25.30	8	31.14	+9.5
NushShTrm	NURE	...	...	...	27.75	23.57	6	27.04	+2.7
NushEsg ef	NUDM	...	...	...				27.24	
Nus AgBd n	NUBD	...	...	...	25.90	23.98	1	24.19	-3.0
NushEs ef	NUEM	...	...	...				30.00	
NustarEn	NS	2.40m	9.9	24	47.32	19.22	1019	24.22	-19.1
NustEn pfA	NSpA	2.13	8.9	...	27.03	21.53	21	23.94	-3.7
Nustar pfB	NSpB	1.91	8.6	...	25.75	20.00	16	22.10	-2.4
Nustar pfC	NSpC	...	...	...	26.43	22.31	9	24.66	-5.0
Nustar 43	NSS	1.91	7.5	...	26.05	24.55	7	25.59	+2.3
Nutrien n	NTR	1.60	3.0	...	55.18	40.41	3031	52.50	+1.2
NuvNYVl2 n	NYV	...	...	...	15.50	13.22	4	13.48	-5.9
NuvCr22 n	JCO	...	...	...	10.10	9.26	69	9.47	-.2
Nuv Mun21	NHA	...	...	...	10.25	9.29	14	9.48	+.4
NuvHiInO n	NMZ	...	...	...	13.91	12.28	85	12.83	-5.7
▼Nuv Pf22 n	JPT	...	...	...	27.14	23.21	16	23.12	-8.0
Nuv 11-21 n	JHB	...	...	...	10.15	9.42	59	9.62	-3.4
NuvCA V2 n	NCB	...	...	...	18.40	15.24	4	15.90	-6.5
NvHiInDc19	JHD	...	...	...	10.36	9.72	91	9.82	-2.0
Nuv RE In	JRS	...	...	...	11.55	9.39	71	9.84	-12.6
NuvMO Pr	NOM	...	...	...	17.58	12.87	1	12.92	-7.4
NuvAllCEn	JMLP	1.37	17.1	...q	9.62	6.79	150	8.02	-6.3
NuvAZ	NAZ	.80	6.3	...q	15.18	12.57	50	12.64	-10.6
NuvBldAm	NBB	1.34	6.5	...q	22.13	19.95	17	20.61	-6.3
NBldAmOp	NBD	1.30	5.9	...q	23.08	21.52	21	21.94	-4.8
NCaAMTFr	NKX	.86	6.4	...q	16.17	13.30	96	13.56	-11.7
NCADvA	NAC	.91	6.8	...q	15.58	13.18	187	13.39	-6.5
NCalMunV	NCA	.47	4.9	...q	10.70	9.16	36	9.60	-5.8
NuvCASel	NXC	.63a	4.5	...q	17.17	13.51	11	13.91	-6.7
NCTDv2 pfC	NGKpC	.26	2.6	...				10.02	
NCTPI	NTC	.68a	5.9	...q	12.56	11.38	6	11.67	-2.1
NuvCorEqA	JCE	1.21a	8.0	...q	16.19	13.95	65	15.13	+3.6
NvCredStr	JQC	.62	7.8	...q	8.76	7.83	646	7.88	-4.1
NvDvrsDiv	JDD	1.04	9.2	...q	13.25	11.20	64	11.25	-8.5
NuvDivA	NAD	.85a	6.4	...q	14.46	12.92	181	13.29	-5.5
NuvEnhM	NZF	.83a	6.4	...q				13.03	-3.6
NvDow30DO	DIAX	1.06	5.6	...q	20.00	15.43	73	18.83	-.1
NuEnMLP	JMF	1.35	12.6	...p	13.05	9.65	126	10.71	-6.0
NEnhMuV	NEV	.96a	6.9	...q	15.25	13.18	39	13.93	-1.9
NuvFloat	JFR	.72	7.0	...q	11.95	10.21	310	10.31	-8.0
NuvFltOp	JRO	.76a	7.3	...q	11.88	10.14	150	10.30	-9.6
NvGADiv2	NKG	.64a	5.7	...q	13.55	11.16	8	11.26	-10.4
NuvGblHIn	JGH	1.58	10.2	...	17.45	15.22	50	15.49	-8.4
NuvHi2020	JHY	.68	6.9	...q	10.50	9.67	35	9.91	
NuvHIDec18	JHA	...	...	...q	10.12	9.67	74	9.83	-.8
NuvEnhMu	NVG	...	...	...	15.83	14.06	336	14.67	-5.0
NNYAmtF	NRK	.70	5.8	...q	13.44	11.88	111	12.16	-6.2
NuvAmtFr	NEA	.75a	5.7	...q	14.18	12.70	228	13.06	-5.0
NuvIntMu	NID	.68	5.5	...q	13.77	12.10	83	12.45	-4.2
NvIntQMu	NIQ	.57	4.5	...q	13.49	12.22	13	12.54	-2.6
NMDPI	NMY	.67a	5.5	...q	13.27	11.88	21	12.10	-3.8
NvMAP	NMT	.71a	5.7	...q	15.00	12.34	22	12.43	-12.9
NMIQI	NUM	.74	5.9	...q	14.05	12.41	31	12.66	-4.5
▼NuvMNMu	NMS	.80	6.0	...q	17.00	13.30	17	13.32	-9.4
NuvMtgOp	JLS	1.52	6.5	...q	26.33	23.10	12	23.53	-4.7
NuMtgOp2	JMT	1.53	6.7	...q	25.40	22.21	18	22.73	-4.2
NuvMultM	JMM	.48	6.9	...q	7.77	6.60	18	6.99	-8.3
NvMuI	NMI	.50a	4.5	...q	13.27	10.77	13	11.08	-4.2
NuvMuVal	NUV	.39a	4.1	...q	10.46	9.32	289	9.48	-6.4
Nv AMT-Fr	NUW	.78a	5.1	...q	18.59	15.33	23	15.43	-10.6
NuvNJDiv	NXJ	.82a	6.3	...q	14.04	12.86	45	13.04	-4.8
NuvNJMV	NJV	.59a	4.2	...q	15.45	14.65		14.04	-2.4
NNYDvA	NAN	.80a	6.4	...q	14.57	12.39	46	12.48	-9.8
NNYMV	NNY	.39a	4.2	...q	10.65	9.03	16	9.24	-2.7
NuvNYSel	NXN	.55	4.3	...q	14.36	12.58	11	12.85	-5.7
NNCPI	NNC	.59a	4.7	...q	13.67	12.06	24	12.42	-3.7
NOHQI	NUO	.80	5.8	...q	15.46	13.48	21	13.88	-5.2
NvPA	NQP	.81a	6.3	...q	13.78	12.34	27	12.79	-2.7
NuvPaMV	NPN	.62a	4.2	...q	16.81	15.01		14.69	-2.0
NuvPf&Inc	JPI	1.95a	8.4	...q	25.61	22.72	23	23.31	-5.9
NvPfdInco	JPC	.80	8.6	...q	10.75	9.29	322	9.31	-10.0
NuvQPf2	JPS	.70	7.9	...q	10.47	8.77	456	8.86	-13.1
NuvREAst	JRI	1.49a	9.2	...q	19.00	15.75	102	16.28	-8.5
NuvEqtP	BXMX	1.00	6.9	...q	14.57	13.00	173	14.45	+1.4
NEqPrmG	SPXX	1.04	6.1	...q	19.88	14.92	43	16.93	-2.2
NvSMM	NIM	.31a	3.2	...q	10.55	9.49	4	9.80	-1.6
NSTFI	NXP	.55a	3.9	...q	15.16	13.85	11	14.19	-2.9
NSTFI2	NXQ	.53a	3.9	...q	14.33	13.28	11	13.75	-1.4
NSTFI3	NXR	.55a	3.8	...q	15.69	14.04	14	14.54	-4.3
NuvSnIn	NSL	.42	6.8	...q	6.88	6.10	122	6.19	-4.9
NuShDCrd	JSD	1.16a	6.9	...q	17.85	16.45	33	16.90	+1.6
Nv TA Div	JTD	1.23	7.1	...q	18.44	15.66	32	17.30	-1.6
NvTxATR	JTA	1.04	7.7	...q	14.69	12.50	70	13.46	-3.5
NTXQI	NTX	.65	5.1	...q	14.94	12.42	6	12.87	-10.3
NVAPI	NPV	.65a	5.3	...q	13.46	12.08	28	12.36	-3.6
NuverEnv n	NES	...	...	...	26.50	9.00	2	10.54	-42.0

- O -

Name	Ticker Symbol	Div	Yield	PE	52-week High	52-week Low	Vol 1000s	Last	YTD %Chg
OCI Ptrs	OCIP	.70e	6.1	33	11.60	6.76		11.45	+42.2
▲OFG Bncp	OFG	.24	1.5	12	16.40	7.80	549	16.55	+76.1
OFG pfA	OFGpA	1.78	7.3	...	25.70	21.39	4	24.51	+1.6
OFG pfB	OFGpB	1.75	7.3	...	24.78	20.77	1	23.98	+8.7
OFG pfD	OFGpD	1.78	7.3	...	25.72	21.29	0	24.47	+9.0
OGE Engy	OGE	1.33	3.7	19	37.32	29.59	1336	35.76	+8.7
OM AsstM	OMAM	.32	2.1	16	18.62	13.20		15.35	-8.4
ONEGas	OGS	1.84	2.4	23	79.51	62.20	287	75.70	+3.3
OaktreeC	OAK	3.59e	8.5	12	48.50	38.80	212	42.30	+.5
OasisMid n	OMP	1.57	8.2	...	20.41	15.57	31	19.20	+10.1
OasisPet	OAS	...	...	...dd	13.87	6.69	3984	12.34	+46.7
Obsidian g	OBE	...	...	...	1.44	.82	466	1.04	-16.1
OcciPet	OXY	3.12f	3.7	...cc	87.67	58.44	6748	83.46	+13.3
Oceaneerg	OII	.60	2.3	...cc	27.41	17.11	1987	26.61	+25.9
Och-Ziff	OZM	.87e	41.8	23	3.95	1.88	103	2.08	-16.8
OcwenFn	OCN	...	...	...dd	4.84	2.66	699	4.36	+39.3
Oi SA C	OIBR/C	...	...	...	9.71	4.00	3	4.71	-16.3
OilStates	OIS	...	...	...dd	38.95	20.23	424	33.05	+16.8
Oil-Dri	ODC	.96f	2.2	48	50.82	35.42	7	44.09	+6.2
OldRepub	ORI	.78	3.8	17	22.34	17.92	2120	20.26	-5.2
Olin	OLN	.80	2.8	9	38.84	27.68	1077	28.62	-19.6
Om Asst 31	OMAA	1.28	5.3	...	25.09	22.66		24.13	-3.2
OmegaHlt	OHI	2.64	8.8	11	33.54	24.90	1575	29.94	+8.7
Omnicom	OMC	2.40	3.6	14	83.34	65.32	3545	67.60	-7.2
Omnova	OMN	...	...	...dd	11.90	8.10	74	9.30	-7.0
OnAssign	ASGN	...	...	31	86.13	44.66		81.88	+27.4
OnDeckCap	ONDK	...	...	...dd	8.21	3.98	474	7.36	+28.2
OncoCyte n	OCX	...	...	...	7.64	1.10	31	3.00	-35.5
OneLibrty	OLP	1.80	6.7	15	27.89	21.02	48	26.79	+3.4
OneSmart n	ONE	...	...	...	16.00	8.56	647	11.10	+1.7
▲OneMain	OMF	...	...	17	36.32	23.70	478	35.09	+35.0
ONEOK	OKE	3.18f	4.5	51	71.99	49.65	1988	70.38	+31.7
Ooma n	OOMA	...	...	...	16.45	7.30	76	16.00	+33.9
OppLgCap	RWL	.72e	1.4	...q	55.31	45.76	42	52.10	+1.4
Opp RUT n	OMFS	...	...	...	27.89	24.71		27.73	+6.2
OppMidCap	RWK	.59e	.7	...q	64.10	53.65	11	62.16	+2.4
OppSmCap	RWJ	.59e	.8	...q	77.03	60.34	20	74.14	+6.1
OppUltDiv	RDIV	1.15e	3.0	...q	39.00	32.12	233	38.30	+4.7
OpR1000V n	OVLU	...	...	...	27.53	25.07		26.73	+.5
OpR1000L n	OVOL	...	...	...	26.19	24.80		25.21	-2.8
OpR1000S n	OSIZ	...	...	...	27.42	25.05		25.82	-1.6
OpR1000Y n	OYLD	...	...	...	26.20	24.36		25.71	-1.9
▲Op R1000D n	OMFL	...	...	...	27.53	24.74	0	27.69	+6.1
OpIntRev n	REFA	...	...	...	30.89	25.76	1	26.79	-3.8
OpGlbRv n	RGLB	...	...	...	30.09	25.62		26.33	-5.6
Opp Rev n	ESGL	...	...	...	33.09	28.18	1	31.22	+.5
OppGlRv n	ESGF	...	...	...	33.63	29.00		30.29	-3.5
OppenFin	RWW	.58e	.9	...q	74.63	58.96	1	67.49	-2.2
OpEMRev n	REEM	...	...	...	30.65	24.95	3	25.97	-6.6
OppenHldg	OPY	.44	1.5	...dd	29.80	15.35	42	28.70	+7.1
Oracle	ORCL	.76	1.6	55	53.48	42.57	19885	48.67	+2.9

Continued on **next page**

Continued from **previous page**

NYSE

Name	Ticker Symbol	Div	Yield	PE	52-week High	52-week Low	Vol 1000s	Last	YTD %Chg
Oragenics rs	OGEN	...	...	...	6.80	.60			
Orange	ORAN	.41e	2.5	...	18.57	15.89	250	16.48	-5.3
OrchidIsl	ORC	1.08e	13.2	43	10.47	6.77	965	8.16	-12.1
OrchidsPP	TIS	1.40	32.0	7	15.74	3.44	109	4.37	-65.9
OrientPap	ONP	...	...	3	2.45	.75	6	.98	-23.8
OrionECarb	OEC	.72	...	70	33.95	19.90	409	32.05	+25.2
OrionGpHl	ORN	...	...	...dd	9.49	5.17	137	9.18	+17.2
Orix	IX	...	...	...	100.03	77.59	28	84.39	-.5
OrmatTc	ORA	.49	.9	30	70.68	50.20	106	51.81	-19.0
OshRusS n	OUSM	...	...	...	28.04	24.76	19	27.77	+2.7
OshIntQ n	ONTL	...	...	...	29.06	25.73	1	26.77	-3.2
OshkoshCp	OSK	.96	1.3	17	100.26	67.75	1218	73.45	-19.2
OsiskoGl n	OR	.20	...	...	14.39	9.14	541	9.50	-17.8
OutfrontM	OUT	1.44	6.8	12	25.30	17.75	810	21.06	-9.2
OversSh wi	OSG/WI	...	...	...				2.75	
OverSh rs	OSG	...	...	...	4.16	1.67	346	3.58	+30.7
OwensMin	OMI	1.04	5.8	11	32.51	14.26	634	17.93	-5.0
OwensCorn	OC	.84	1.3	20	96.52	61.00	2025	65.38	-28.9
OwensIll	**OI**	**...**	**...**	**21**	**25.90**	**16.22**	**4604**	**18.41**	-17.0
OwensRM	ORM	.80f	4.8	11	18.72	13.71	28	16.83	+5.1
OxfordInds	OXM	1.36	1.5	22	93.47	57.36	135	92.57	+23.1

P-Q

Name	Ticker Symbol	Div	Yield	PE	52-week High	52-week Low	Vol 1000s	Last	YTD %Chg
PBF Engy	PBF	1.20	2.8	13	50.99	19.46	1662	43.24	+22.0
PBF Logist	PBFX	1.96f	9.3	11	22.30	17.75	27	21.00	+.2
PCM Fund	PCM	.96	8.6	...q	12.13	10.15	30	11.12	-3.9
PG&E Cp	PCG	2.12f	5.0	7	71.57	37.30	10664	42.49	-5.2
▲PGT Inc	**PGTI**	**...**	**...**	**30**	**22.35**	**12.25**	**1596**	**23.20**	+37.7
PHH Corp	PHH	...	...	...dd	15.00	8.01	209	10.81	+5.0
PIMCO1-3Tr	TUZ	.34a	.7	...q	50.80	49.84	1	49.93	-.7
▼Pimc1-5Tip	STPZ	.53e	1.0	...q	52.52	51.39	34	51.40	-1.1
Pim15TIPS	LTPZ	.42e	.6	...q	69.37	64.47	10	66.24	-4.3
PimBrdTIPS	TIPZ	.80e	1.4	...q	58.70	56.63	2	57.01	-2.1
PimLwDur	LDUR	2.82e	2.0	...q	101.42	99.25	3	99.70	-.6
PimcoTR	BOND	6.13e	6.0	...q	107.65	101.92	112	102.71	-3.1
Pim0-5HYCp	HYS	5.21e	5.2	...q	101.95	97.52	114	100.13	-.3
PimIGBd	CORP	3.12a	3.1	...q	106.25	97.04	27	100.62	-4.8
PimShMat	MINT	.82e	.8	...q	101.87	101.35	860	101.53	
PimIntMu	MUNI	1.26	2.4	...q	54.58	52.31	21	52.85	-1.5
PimSTMun	SMMU	.47e	.9	...q	50.80	49.49	1	49.93	+.1
Pim25yrZro	ZROZ	3.07e	2.7	...q	124.10	106.57	14	112.14	-7.6
PJT Part n	PJT	.20	.4	...dd	58.76	35.47	113	55.94	+22.7
PLDT Inc	PHI	1.60e	6.2	...	34.74	21.58	72	25.69	-14.6
PNC pfP	PNCpP	1.65	6.1	...	29.33	26.65	49	27.17	-4.0
PNC pfQ	PNCpQ	1.34	5.3	...	25.79	24.15	29	25.17	-.7
PNC	PNC	3.80f	2.7	12	163.59	119.77	2795	143.15	-.8
PNC wt	PNC/WS	...	...	...	89.25	52.70		88.25	+13.5
PNM Res	PNM	1.06	2.8	19	46.00	33.75	753	37.85	-6.4
POSCO	PKX	...	...	...	93.12	67.17	241	71.43	-8.6
PPDAI n	**PPDF**	**...**	**...**	**...dd**	**13.68**	**3.82**	**1687**	**4.71**	-33.8
PPG s	PPG	1.92f	1.8	19	122.07	100.36	1375	106.05	-9.2
PPG wd	PPG/WD	...	...	...				138.47	
PPL Cap 73	PPX	1.48	5.8	...	26.23	24.83	9	25.52	-.3
PPL Corp	PPL	1.64	5.8	12	39.90	25.30	5215	28.45	-8.1
PQ GrpH n	PQG	...	...	36	18.69	12.88	172	17.63	+7.2
PS BusPk	PSB	3.40	2.7	32	137.60	107.91	115	126.10	+.8
PSBPk pfU	PSBpU	1.44	5.7	...	25.99	24.36	5	25.21	-.2
PSBPk pfV	PSBpV	1.42	5.7	...	26.65	24.06	0	25.13	-.7
PS BusP pfY	PSBpY	...	...	...	24.78	22.04	66	23.71	-3.6
PS BusP pfX	PSBpX	1.31	5.4	...	25.50	22.32	17	24.23	-4.1
PS BsPk pfW	PSBpW	...	...	...	25.77	22.23	8	24.33	-3.6
PVH Corp	PVH	.15	.1	18	169.22	116.07	1029	153.98	+12.2
PcrTrnd750	PTLC	...	...	...q	30.73	25.96	116	30.38	+6.1
PcrTrnd450	PTMC	...	...	...q	33.22	27.70	64	32.69	+5.1
▲PcrTrnd100	PTNQ	...	...	...q	35.13	27.23	124	34.97	+15.6
PacrCash n	GCOW	...	...	...	34.59	29.33	30	31.01	-1.5
PacrTrendp	PTEU	...	...	...	33.39	27.44	33	28.34	-7.7
Pacr Wlth n	PWS	...	...	...	27.67	23.99	35	26.01	+3.1
Pac Cash n	CALF	...	...	...	32.73	22.60	11	28.88	+10.7
PacDvCsh n	ICOW	...	...	...	31.03	26.28	2	28.14	-4.1
PacCashCow	COWZ	...	...	...				28.80	
PacifCstOil	ROYT	.15e	6.4	6	2.75	1.36	306	2.30	+18.6
PacDrill rs	PACD	...	...	...dd	1.72	.37		.38	
PacGE pfA	PCGpA	1.50	5.9	...	33.49	21.19	4	25.48	-9.6
PacGE pfB	PCGpB	1.37	5.9	...	33.00	22.05	6	23.25	-10.0
PacGE pfC	PCGpC	1.25	5.9	...	29.01	20.60	0	21.14	-14.0
PacGE pfD	PCGpD	1.25	6.0	...	26.85	20.01	16	21.00	-13.0
PacGE pfE	PCGpE	1.25	6.0	...	29.48	20.30	8	20.95	-15.0
PacGE pfG	PCGpG	1.20	5.8	...	32.05	19.11		20.71	-15.7
PacGE pfH	PCGpH	1.12	5.8	...	29.54	18.65	3	19.40	-15.9
PacGE pfI	PCGpI	1.09	5.6	...	26.84	18.88	2	19.40	-14.0
Pacif pf	PPWp	5.00	5.0	...				100.26	
PackAmer	PKG	3.16f	2.7	18	131.13	105.81	551	116.40	-3.4
Pagsegur n	PAGS	...	...	...	39.97	25.15	3270	27.85	-12.1
PalatinTch	PTN	...	...	...dd	1.59	.38	645	1.00	+16.4
PaloAltNet	PANW	...	...	...dd	219.38	126.56	1165	208.76	+44.0
PampaEng	PAM	...	...	...	72.98	32.18	108	38.59	-42.6
Pandora	P	...	...	...dd	9.98	4.09	4640	8.09	+67.8
PanhO&G	PHX	.16	.8	...cc	25.30	17.65	7	20.20	-1.7
ParPetr rt	PARR/r	...	...	...				.06	
ParPetrol	PARR	...	...	56	21.94	15.90		17.87	-7.3
ParTech	PAR	...	...	45	18.96	7.31	88	18.33	+96.0
ParaGold n	PZG	...	...	3	1.80	1.14	32	1.17	-10.0
ParamtGp	PGRE	.40	2.6	...	16.79	13.70	1265	15.25	-3.8
Paretem rs	**TEUM**	**...**	**...**	**...dd**	**3.59**	**.54**	**2885**	**2.89**	+39.6
ParkEl	PKE	.40	1.7	19	24.16	14.59	65	23.18	+36.0
ParkHot n	PK	2.20f	7.0	...	32.62	23.91	1392	31.47	+9.5
ParkNatl	PRK	3.84	3.4	17	119.00	92.42	35	112.19	+7.9
ParkDrl	**PKD**	**...**	**...**	**...dd**	**1.44**	**.28**	**1038**	**.31**	-69.2
ParkerHan	PH	3.04f	1.9	20	212.80	152.47	1121	161.73	-19.0
ParsleyEn	PE	...	...	52	33.43	21.12	2828	31.38	+6.6
PartRe pfF	PREpF	1.47	5.8	...	26.24	24.68	3	25.29	-1.2
PartRe pfG	PREpG	1.63	6.2	...	27.56	25.81	4	26.28	-2.1
PartRe pfH	PREpH	1.81	6.5	...	30.47	26.81	9	27.80	-3.0
PartRe pfI	PREpI	1.47	5.8	...	27.08	24.91	3	25.34	-3.5
PartyCity n	PRTY	...	...	14	16.95	9.50	1613	15.90	+14.0
PaycomSft	PAYC	...	...	...cc	118.45	64.50	568	109.88	+36.8
PeabodyE n	BTU	.60	1.4	...	47.84	26.61	2385	43.50	+10.5
PeabEn pfA	BTUp	2.13	...	...					
Pearson	PSO	.80e	6.8	...	12.51	7.62	189	11.80	+20.2
Pebblebrk	PEB	1.52	3.9	22	41.65	31.29	507	39.02	+5.0
Pebble pfC	PEBpC	1.63	6.5	...	26.05	23.93	2	25.18	-.4
Pebbleb pfD	PEBpD	2.09	8.3	...	26.43	24.11	2	25.25	-2.0
Pedevco rs	**PED**	**...**	**...**	**...**	**4.44**	**.26**	**618**	**2.23**	+596.9
Pembina g	PBA	1.56	...	26	36.99	29.28	365	35.16	-2.8
Penney	JCP	...	...	40	5.63	2.25	15555	2.41	-23.7
PennaRE	PEI	.84	7.9	14	13.02	8.86	1050	10.59	-10.9
PenRE pfB	PEIpB	1.84	7.5	...	25.63	20.21	10	24.38	-3.2
PenRE pfC	PEIpC	1.80	7.7	...	26.98	19.44	9	23.23	-10.3
PenRE pfD	PEIpD	1.72	7.7	...	25.83	19.01	16	22.35	-11.0
PennyMFn	PFSI	.47p	...	6	25.20	16.00	71	19.65	-12.1
PennyMac	PMT	1.88	10.1	19	19.67	14.87	419	18.64	+16.0
Penny pfA	PMTpA	2.03	8.1	...	25.80	23.11	40	25.06	-.7
PennyM pfB	PMTpB	...	...	...	25.45	23.68	7	25.09	-.4
Penske	PAG	1.40f	2.9	12	54.83	38.33	556	48.52	+1.4
Pentair	PNR	.70	1.6	13	74.84	41.28	2225	44.18	-37.4
Penumbra n	PEN	...	...	...dd	167.35	77.75	400	138.10	+46.8
PerfFood n	PFGC	...	...	24	39.45	25.40	1042	37.70	+13.9
PerkElm	PKI	.28	.4	30	84.49	62.43	746	78.69	+7.6
PermRck n	PRT	...	...	...	16.69	15.00	18	16.00	+3.2
Prmian	PBT	.64e	6.7	26	10.30	7.80	88	9.43	+6.3
Perrigo	PRGO	.76	1.0	...dd	95.93	63.68	604	76.53	-12.2
Perspecta n	PRSP	...	...	...	25.45	19.84	2133	22.55	-8.1
PetChina	PTR	.70e	1.0	...	85.02	60.94	80	72.28	+3.3
PetrbrsA	PBR/A	...	...	...	14.98	7.55	4444	10.48	+6.6
Petrobras	PBR	...	...	...	17.20	8.41	17003	11.68	+13.5
Pfenex	PFNX	...	...	...dd	8.42	2.07	45	5.47	+105.6
Pfizer	PFE	1.36	3.6	15	39.43	32.32	16817	37.70	+4.1
Pfizer wd	PFE/WD	...	...	...				28.25	
PhlpsSelEn	DSE	1.26	21.6	...	7.35	4.89	72	5.82	-.5
PhilaEn n	PESC	...	...	...					
PhilipMor	PM	4.56f	5.5	20	120.00	76.21	6034	83.56	-20.9
PhilipsNV	PHG	.88e	2.1	...	43.98	35.47	1181	42.67	+12.9
Phillips66	PSX	3.20f	2.9	25	122.38	80.73	2159	111.22	+10.0
Phill66LP	PSXP	3.01f	5.7	19	56.48	44.40	302	52.51	+.3
PhoenixCo n	PFX	...	...	...					
PhxNMda	FENG	...	...	...cc	8.14	2.59	167	3.94	-39.3
PhysRltTr	DOC	.92	5.9	41	19.07	14.13	1483	15.66	-11.8
PiedmOfc	PDM	.84	4.3	9	21.19	16.69	777	19.45	-.8
▼Pier 1	PIR	.28	13.3	...dd	5.92	2.12	1334	2.11	-49.0
PimUS Eq n	MFUS	...	...	...	29.49	25.01	30	28.78	+4.2
Pim IntEq n	MFDX	...	...	...	28.41	25.25	29	25.97	-2.9
PimEmMkt	MFEM	...	...	...	28.32	23.49	11	24.56	-6.1
PimcoCA	PCQ	.92	5.4	...q	17.89	14.43	26	17.03	-1.4
PimcoCA2	PCK	.65	7.8	...q	10.42	8.01	62	8.29	-18.4
PimcCA3	PZC	.72	6.9	...q	11.12	9.55	15	10.51	+.7
PimcoCp&I	PCN	1.35	7.5	...q	18.05	15.84	75	17.98	+4.5
PimCpOp	PTY	1.56a	8.8	...q	18.93	15.86	240	17.81	+8.2
PimDyCrd	PCI	1.97	8.2	...q	23.99	21.61	472	23.88	+6.4
▲PimDyInco	PDI	2.65a	8.1	...q	32.85	28.60	272	32.88	+9.4
PimcIncStr	PFL	1.08	8.8	...q	12.54	11.15	51	12.22	+4.6
PimIncStr2	PFN	.96	9.0	...q	10.89	10.00	128	10.68	+2.4
PimStPls	PGP	2.20	14.4	...q	18.00	12.37	30	15.31	-.5
PimcoHiI	PHK	1.24	14.4	...q	8.80	7.19	436	8.63	+15.7
PimIncOpp	PKO	2.28a	8.3	...q	27.98	24.50	37	27.47	+6.0
PimcoMuni	PMF	.98	7.3	...q	14.23	12.29	23	13.36	+2.8
PimcoMu2	PML	.78	5.9	...q	13.56	11.80	120	13.15	-.2
PimcMu3	PMX	.75	6.4	...q	12.28	10.76	73	11.78	+1.7
PimcoNY	PNF	.68	5.4	...q	13.63	11.26	6	12.54	-1.9
PimcoNY2	PNI	.80	7.4	...q	12.51	10.40	15	10.72	-10.7
PimcNY3	PYN	.63	6.7	...q	10.27	8.50	7	9.45	-4.7
PimcoStrIn	RCS	.96	9.8	...q	10.53	8.62	62	9.75	+6.2
PinnaclFds	PF	1.30	2.0	13	70.51	52.25	1956	65.18	+9.6
PinWst	PNW	2.78	3.5	18	92.42	73.41	1297	78.98	-7.3
PionDvrsHi	HNW	1.38	9.6	...q	16.86	14.25	45	14.32	-9.1
PionEnSvc	PES	...	...	...dd	6.35	1.60	666	4.85	+59.0
PionFltRt	PHD	.72	6.5	...q	12.22	11.00	144	11.11	-3.1
PionHiIn	PHT	1.14	12.3	...q	10.12	9.17	112	9.26	-4.6
PioMuAdv	MAV	.84	7.7	...q	11.88	10.50	41	10.93	-3.9
PioMunHi	MHI	.84	7.3	...q	12.35	11.10	56	11.50	-3.0
PioNtrl	PXD	.32f	.2	...cc	213.40	125.46	1382	187.17	+8.3
PiperJaf	PJC	1.50f	1.9	13	99.80	52.75	87	77.15	-10.6
PitnyBw	PBI	.75	8.6	6	16.13	8.11	1871	8.74	-21.8
PitnyBw 43	PBIpB	1.67	6.9	...	26.22	21.46	35	24.45	+.2
PivotSft n	**PVTL**	**...**	**...**	**...**	**31.24**	**15.11**	**2100**	**25.47**	+61.9
PlainsAAP	PAA	1.95	8.2	31	26.95	18.38	2728	23.92	+15.9
PlainsGP rs	PAGP	1.70	...	38	27.75	18.98	1666	23.46	+6.9
▲PlanetFit n	PLNT	...	...	2	50.26	22.50	1088	49.73	+43.6
Plantron	PLT	.60	.9	23	82.28	41.28	501	70.27	+39.5
PlatfmSpc	PAH	...	...	16	14.82	9.09	4777	11.94	+20.4
PlatGpM rs	**PLG**	**...**	**...**	**1**	**.80**	**.08**	**1768**	**.11**	-64.8
PlayAGS n	AGS	...	...	...	29.28	16.66	285	28.41	+53.6
PlymInd n	PLYM	1.50	9.7	...dd	19.00	15.09	31	15.46	-16.3
PlymInd pfA	PLYMpA	1.88	7.6	...	26.07	23.68	3	24.85	-1.2
PolarStarR	PSRT	...	...	...					
Polaris	PII	2.40	2.0	32	137.66	86.96	1063	119.99	-3.2
PolyMet g	PLM	...	...	...dd	1.36	.58	341	.85	-1.2
PolyOne	POL	.70	1.6	20	47.48	34.15	837	44.57	+2.5
PortGE	POR	1.45f	3.3	21	50.11	39.02	917	44.48	-2.4
PostHldg	POST	...	...	53	89.46	70.66	420	87.52	+10.5
PowrREIT	PW	...	...	...dd	8.20	5.50	2	6.11	-.8
PwREIT pfA	PWpA	...	...	...	26.55	25.02		25.54	-.3
PS AlphaQ	PQY	...	...	...q					
PSActUSRE	PSR	2.33e	1.9	...q	83.71	72.60		79.16	-3.5
PS SPXDn	PHDG	.41e	1.3	...	34.48	25.71		28.30	+3.7
PS GrMult	PSMG	...	...	...	14.48	13.08		14.00	+1.3
PS BalMul	PSMB	...	...	...	13.94	12.97		13.48	+.1
PS ModCon	PSMM	...	...	...	14.45	12.79		13.16	+.3
PS Consrv	PSMC	...	...	...	12.98	12.60		12.75	-.8
PSCrudeDS	DTO	...	...	...q	151.56	51.80	1	57.29	-35.4
PwSBMetS	BOS	...	...	...q	19.80	13.07		16.82	-15.1

Name	Ticker Symbol	Div	Yield	PE	52-week High	52-week Low	Vol 1000s	Last	YTD %Chg
PSBMetDL	BDD	...	...	...q	11.60	7.02		7.24	-31.2
PSBMetDS	BOM	...	...	...q	11.70	4.24		9.18	+23.7
PSCrudeLg	OLO	...	...	...q	6.48	3.99	0	6.19	+21.5
PSCrudeSh	SZO	...	...	...q	91.17	44.71		44.71	-41.7
PwshDB	DBC	...	...	...q	18.47	14.44		17.91	+7.8
PwShCurH	DBV	...	...	...q	24.63	21.17		24.43	+3.0
PS Engy	DBE	...	...	...q	17.40	11.54		16.57	+14.0
PS PrcMet	DBP	...	...	...q	40.26	36.39		37.83	-1.7
PS Silver	DBS	...	...	...q	27.91	23.98		24.97	-4.1
PS Agri	DBA	...	...	...q	20.00	18.18		19.14	+2.0
PS Oil	DBO	...	...	...q	12.75	7.98		11.77	+16.0
PS Gold	DGL	...	...	...q	43.28	39.29		40.85	-1.2
PS BasMet	DBB	...	...	...q	19.94	16.40		18.76	-3.3
PS USDBull	UUP	...	...	...q	25.00	23.09		24.80	+3.2
PS USDBear	UDN	...	...	...q	23.27	21.57		21.75	-2.8
PShPuLgGr	PXLG	.42e	.8	...q	50.50	40.56		50.39	+10.9
PShPuLVal	PXLV	.76e	2.0	...q	40.74	35.69		38.48	-.6
PSS&PMom	SPMO	...	...	...q	38.04	30.26		37.55	+9.1
PSS&PVal	SPVU	...	...	...q	37.53	31.22		34.33	-1.2
PSShTHYB	PGHY	1.08	4.6	...q	24.42	23.19		23.56	-1.2
PS SrLoan	BKLN	1.01	4.8	...q	23.30	22.96		22.99	-.2
PS IntlBd	PICB	.57	2.2	...q	28.77	26.05		26.22	-5.0
PS CEFInc	PCEF	1.91	8.3	...q	24.24	22.35		23.05	-3.6
PSVrdoTF	PVI	...	...	...q	26.18	24.51		24.94	+.1
PShCalMu	PWZ	.80	3.1	...	26.50	25.41		25.87	-2.0
PShNYMu	PZT	.86	3.6	...	24.80	23.71		24.06	-2.5
PShNatMu	PZA	.87	3.5	...	25.90	24.84		25.15	-2.6
PSHYCpBd	PHB	.84	4.5	...q	19.14	18.34		18.42	-2.8
PwShPfd	PGX	.86	5.9	...q	15.20	14.10		14.50	-2.4
PShEMSov	PCY	1.50	5.6	...	30.23	26.69		26.92	-8.9
PShGClnEn	PBD	.17e	1.3	...q	13.78	11.97		12.86	-2.1
PSEmgMkt	PXH	.49e	2.2	...q	25.32	20.77		21.91	-1.9
PSDvMxUSs	PDN	.53e	1.5	...q	36.59	31.68		34.52	+.3
PSDvxUS	PXF	1.11e	2.5	...q	48.75	42.36		44.73	-1.5
PShIntlDev	IDHQ	.33e	1.4	...q	25.51	22.51		24.21	+.2
PSAsxJ	PAF	1.91e	3.3	...q	62.67	55.81		57.97	-1.6
PSIndia	PIN	.12e	.5	...q	27.95	23.31		24.98	-5.4
PSS&PBW	PBP	1.07e	3.3	...q	22.99	19.67		21.90	+2.1
Praxair	PX	3.30	2.0	37	168.54	127.36	1685	163.34	+5.6
PrecDrill	PDS	.28	...	...dd	4.14	2.26	1164	3.43	+13.6
PfdAptCm	APTS	1.02f	6.0	...dd	22.71	13.60	247	17.10	-15.6
Prestige rs	PBH	...	...	3	269.50	27.84	589	36.11	-18.7
Pretium g	PVG	...	...	...	12.44	6.17	1685	8.08	-29.2
▲Primerica	PRI	1.00	.9	14	111.00	71.60	223	109.65	+8.0
PrinEdgAIn	YLD	.75e	...	...q	42.10	39.36	0	40.35	-2.3
PrinActGl	GDVD	...	...	...	29.52	25.74		28.10	+.4
Prin Cont n	PVAL	...	...	...	26.97	25.45		26.70	+4.7
Prn MegC n	USMC	...	...	...	28.10	24.58	2	26.96	+2.6
PrinSpec n	PREF	...	...	...	101.70	94.59	0	95.02	-5.3
PrincREstl	PGZ	1.32m	7.4	...q	19.52	16.21	15	17.93	+4.3
PrinEq n	PEM	...	...	...					
ProAssur	PRA	1.24a	3.1	22	63.45	34.95	443	39.95	-30.1
ProLogis	PLD	1.92	3.1	26	67.53	58.28	3222	62.36	-3.3
ProPetr n	PUMP	...	...	...	22.88	10.84	1108	14.66	-27.3
PrShtDow rs	DOG	...	...	...q	69.20	55.56		58.56	
PrShtMC rs	MYY	...	...	...q	50.82	42.84		43.44	
PrUltDow s	DDM	...	...	...q	50.80	33.10	570	45.06	
ProUltMC s	MVV	...	...	...q	45.43	32.29	31	43.90	
▲PrUltQQQ s	QLD	...	...	...q	95.69	59.61	1405	95.29	+29.9
ProUltSP s	SSO	.40e	.3	...q	125.72	89.11	1465	119.54	+9.2
PrUShCnG	SZK	...	...	...q	17.35	12.80	0	14.93	+9.7
ProShtHY	SJB	...	...	...q	23.91	22.90	67	22.91	-.9
ProUShBM rs	SMN	...	...	...q	35.34	23.46		25.48	
Pro20 yrT	UBT	1.13e	1.5	...q	86.90	69.88	28	74.27	-11.1
Pro7-10yrT	UST	.42e	.8	...q	60.83	51.89	3	53.31	-7.1
ProSShOG	DDG	...	...	...q	27.58	20.60	1	21.40	-6.8
ProSShFn rs	SEF	...	...	...q	26.42	21.80		22.76	
ProLCCre s	CSM	.67e	1.0	...q	71.46	59.79	31	69.63	+4.3
ProUltTl s	LTL	...	...	...q	53.22	35.57	1	37.60	-12.9
ProHdgRep	HDG	...	...	...q	46.26	44.03	3	45.46	+.3
ProUltEM	EET	...	...	...q	114.48	73.70	10	80.47	-14.4
ProRafiLS	RALS	.62e	1.7	...q	38.19	35.58	1	36.18	-3.8
ProUSL7-10T	PST	...	...	...q	23.82	20.50	156	23.06	+7.0
ProShtEafe	EFZ	...	...	...q	27.40	23.78	57	25.60	+.5
ProShtEM	EUM	...	...	...q	20.17	16.23	850	18.64	+3.8
ProUltEaf s	EFO	...	...	...q	50.26	38.42	0	41.36	
ProUEurop	UPV	...	...	...q	66.95	50.83		55.34	-5.6
ProShtBM	SBM	...	...	...q	20.11	16.90		17.35	-1.9
ProUltSEM	EEV	...	...	...q	10.61	6.82		8.17	-2.4
ProUltRE s	URE	...	...	...q	68.58	50.79	24	64.30	-2.5
ProUltFin s	UYG	...	...	...q	47.86	33.38	103	43.64	
ProShtRE	REK	...	...	...q	17.94	15.33	2	15.82	
ProShtChi50	YXI	...	...	...q	21.96	16.42	8	19.46	+1.1
ProUltSem s	USD	...	...	...q	54.11	27.75	20	44.98	
ProUltUt s	UPW	...	...	...q	54.09	37.86	2	46.47	-1.2
▲PrUltTech s	ROM	...	...	...q	114.39	68.50	85	114.97	+31.0
ProUltJpn s	EZJ	...	...	...q	50.46	35.37	0	40.83	
ProUltO&G	DIG	.46e	1.1	...q	47.42	28.35	31	42.77	+8.0
ProUltInd s	UXI	...	...	...q	83.64	56.44	0	72.54	-.7
PrUltHCr s	RXL	.63e	.6	...q	107.49	77.00	3	99.02	+12.2
ProUCnsSv s	UCC	...	...	...q	99.90	64.24	0	97.24	+19.4
PrUCnsGd s	UGE	...	...	...q	52.04	37.81	0	43.11	-12.1
ProUBasM	UYM	.15e	.2	...q	82.75	56.75	3	69.28	-6.4
PrUlPR2K s	URTY	...	...	...q	109.05	56.50	146	103.00	+25.1
PUltM400 s	UMDD	.03e	...	...q	134.39	80.45	5	125.01	+7.0
ProUltSC s	SAA	...	...	...q	125.00	75.95	0	121.86	+21.0
ProUPD30 s	UDOW	...	...	...q	116.82	61.55	839	95.05	+.8
ProUlR2K s	UWM	...	...	...q	86.27	54.70	176	83.09	+17.6
ProSht20Tr	TBF	...	...	...q	23.81	21.58	404	22.99	+5.1
PUltSP500 s	UPRO	...	...	...q	57.48	34.35	3559	52.14	
ProUChin50	**XPP**	**...**	**...**	**...q**	**113.86**	**65.48**	**21**	**73.00**	-13.0
PrUSSilv s	ZSL	...	...	...q	38.40	27.80	24	37.18	+18.4
PUVixST rs	UVXY	...	...	...q	45.62	8.52	29320	9.22	-9.7
ProVixST rs	VIXY	...	...	...q	46.84	21.24	1911	25.20	+8.9
PS ShCrd rs	OILD	...	...	...	103.68	31.56		35.52	
PS Crde n	OILU	...	...	...	64.70	18.52	310	52.02	+39.7
PrUCrude rs	UCO	...	...	...q	34.79	14.48	1707	30.47	+30.0
PrUltYen rs	YCL	...	...	...q	65.77	55.52	0	57.19	-.5
PrSUltNG rs	BOIL	...	...	...q	49.80	25.20		26.50	
PVixMTFut	VIXM	...	...	...q	28.24	19.88	23	21.47	+1.5
PrUltSilv	AGQ	...	...	...q	39.51	26.51	66	27.33	-19.3
PrUltShN s	KOLD	...	...	...q	52.12	30.06	5	43.55	+9.8
ProUShGld	GLL	...	...	...q	80.18	63.08	5	78.96	+14.2
PrSUShAus	CROC	...	...	...q	51.30	42.20	0	50.15	+9.7
PrUltShYen	YCS	...	...	...q	76.95	64.93	29	74.31	-.9
ProSUltGold	UGL	...	...	...q	44.38	34.40	132	34.93	-14.1
ProShtVx s	SVXY	...	...	...q	139.47	9.53	9973	13.96	-89.1
PrUShCrd s	SCO	...	...	...q	43.08	14.69	1963	16.47	-32.9
ProShtEuro	EUFX	...	...	...q	42.23	38.37	0	41.60	+4.0
ProUltEuro	ULE	...	...	...q	18.97	15.76	3	16.05	-8.1
ProUShEuro	EUO	...	...	...q	23.33	19.46	48	22.81	+7.6
ProctGam	PG	2.87	3.6	21	94.67	70.73	8297	78.99	-14.0
ProgsvCp	PGR	.69e	1.2	24	64.77	43.59	3016	59.39	+5.5
ProsHldg	PRO	...	...	...dd	39.45	21.36	193	37.13	+40.4
▼ProShtQQQ	PSQ	...	...	...q	39.66	30.15	1512	30.22	-15.1
ProShSP rs	SH	...	...	...q	33.54	28.14	3591	28.29	-6.3
▼PrUShSP rs	SDS	...	...	...q	50.76	35.59	4205	35.53	-13.4
PrUShDow rs	DXD	...	...	...q	46.84	30.08		32.88	
PUShtMdC	MZZ	...	...	...q	24.14	16.21	2	16.60	-11.5
PUShtQQ rs	QID	...	...	...q	66.92	41.48		43.04	
PrShRs2K rs	SRTY	...	...	...q	49.09	21.71	662	22.88	-29.3
PrUShD3 rs	SDOW	...	...	...q	30.57	15.67	3503	16.64	-14.7
PUltShtF rs	FINZ	...	...	...q	13.97	6.47	16	7.24	-10.7
PrSUlhGM rs	GDXS	...	...	...q	16.97	12.07	3	15.44	+10.4
ProUShL20	TBT	...	...	...q	39.86	32.99	2890	37.01	+9.6
PrShR2K rs	RWM	...	...	...q	48.41	37.50	408	38.21	-9.6
PrUShHC rs	RXD	...	...	...q	34.67	24.68		25.56	-15.0
PrUShCnS rs	SCC	...	...	...q	30.80	18.62		18.64	-23.0
PrUShRE rs	SRS	...	...	...q	37.33	26.99	24	28.67	-1.9
PUShtR2K	TWM	...	...	...q	22.96	13.54	893	14.02	-19.7
PrUShtSC	SDD	...	...	...q	21.13	11.83	1	12.19	-21.9
PUShChi50 rs	FXP	...	...	...q	90.36	49.48		59.72	
PS DecRt n	EMTY	...	...	...	38.59	30.50	2	31.50	-6.0
PUShtIndl	SIJ	...	...	...q	21.83	14.55	2	15.77	-6.4
PS OnlSt n	CLIX	...	...	...	51.84	37.63	16	49.93	+27.0
PrShtSmC	SBB	...	...	...q	39.75	29.97	4	30.48	-11.1
PUPShtMC	SMDD	...	...	...q	15.02	8.08	1	8.57	-14.6
PrSh K1 n	OILK	...	...	...	27.25	17.91	3	25.51	+17.8
PUShtEur	EPV	...	...	...q	35.75	26.83	6	30.49	-1.6
PUShtSPX rs	SPXU	...	...	...q	62.64	36.76		39.68	
PrUOGEx rs	UOP	...	...	...q	21.14	16.57		18.82	
PUShtJpn	EWV	...	...	...q	33.15	22.75	7	26.50	+.2
ProSPDvA	NOBL	1.00e	1.6	...q	67.98	57.27	218	64.35	+.5
PUltShEafe	EFU	...	...	...q	26.55	19.90	0	22.94	+.7
PrUGMin rs	GDXX	...	...	...q	50.96	33.56	2	34.65	-17.7
PrUltBra rs	**UBR**	**...**	**...**	**...q**	**107.88**	**44.12**	**6**	**59.99**	-23.2
PrSht20yTr	TTT	...	...	...q	31.13	25.65	208	27.73	+4.2
ProGblInf	TOLZ	1.63e	3.9	...q	44.51	39.30	5	42.26	-1.5
PUltShOG	DUG	...	...	...q	53.46	28.56	41	30.74	-16.9
PS MngdF	FUT	...	...	...	40.60	39.00	0	40.09	-.4
PrGPrEq bt	PEX	1.53e	4.2	...q	43.52	34.68	3	36.66	+2.3
ProEurDiv	EUDV	.15p	...	...q	44.13	39.91		42.68	+2.2
PHYIntH bt	HYHG	3.16	4.7	...q	70.99	65.87	11	67.40	+.2
ProSPxTch	SPXT	.23p	...	...q	55.03	48.02		53.14	+1.6
ProSPxHC	SPXV	.24p	...	...q	59.27	50.89	0	59.12	+8.6
ProMerger	MRGR	.12e	.3	...q	36.52	34.73		36.40	+.4
ProSPxFin	SPXN	.23p	...	...q	56.41	49.37		56.14	+3.4
ProSPxEgy	SPXE	.22p	...	...q	59.30	44.29	0	58.79	+4.1
PrUltPFn	FINU	.29e	.3	...q	134.30	65.55	38	98.41	-6.6
PrUltPFn s	FINU/WI	...	...	...q					
PrS HdJp n	HGJP	...	...	...				30.04	
PrIGIntH bt	IGHG	2.15	2.9	...	78.88	72.76	37	75.15	-2.4
ProSht7-10y	TBX	...	...	...q	29.77	27.55	41	29.30	+3.5
ProUShHm	HDZ	...	...	...q				14.35	
ProUHome	HBU	...	...	...q				20.75	
PrUSOGEx	SOP	...	...	...q	17.82	14.33		16.08	
PrUShBrz rs	BZQ	...	...	...q	59.95	32.05		46.05	
PrSPMCDv	REGL	.65e	1.2	...q	56.00	49.97	36	55.10	+1.1
ProSR2KDv	SMDV	.47e	...	...q	58.99	51.18	23	58.34	+5.7
PSSTEm bt	EMSH	4.88e	6.5	...	79.67	73.54	0	74.85	-2.7
ProUltHY	UJB	1.72e	2.7	...q	68.07	62.89		64.84	-1.1
PrUShtUtl	SDP	...	...	...q	31.15	22.19	10	24.19	-4.1
▼PrUltShtTc	REW	...	...	...q	22.03	11.54	2	11.34	-31.1
PrUShtFn	SKF	...	...	...q	27.17	18.61	14	19.20	-8.1
Pro CovBd n	COBO	...	...	...					
PUShtSem rs	SSG	...	...	...q	32.00	14.70		15.28	
ProMornAlt	ALTS	.38e	1.0	...q	39.08	36.94	1	37.86	-.4
Pro30BEI	RINF	.58e	2.0	...q	29.48	26.85	6	29.15	+5.1
ProDivGro	EFAD	.70e	1.9	...q				37.52	
PS EMkDv	EMDV	...	...	...	64.49	52.24	1	57.69	-1.6
ProCdNASh	WYDE	...	...	...q	33.50	32.10	1	32.35	-.2
Pr GBIGl n	GGOV	...	...	...					
ProsCap 24	PBB	1.56	6.2	...	26.50	25.03	14	25.07	-3.2
ProspBcsh	PB	1.44	2.1	18	79.20	55.84	589	69.58	-.7
Protalix	**PLX**	**...**	**...**	**...dd**	**.92**	**.38**	**6025**	**.49**	-25.9
ProtLf n	PLpE	1.50	...	...					
▲ProtoLabs	PRLB	...	...	70	136.40	68.50	160	135.20	+31.3
Provect wt	PVCT/WS	...	...	...				.02	
ProvidFS	PFS	.80	2.9	19	29.12	23.26	88	27.85	+3.3
ProvMtgC	PMCA	...	...	...					
Prudentl	PRU	3.60	3.7	10	127.14	92.05	1806	98.15	-14.6
Prudentl18	PFK	.65	2.6	...	25.82	24.92		24.99	-.4
PrudFn 52	PJH	1.44	5.6	...	26.45	24.90	11	25.85	+2.4
PrudtlF 53	PRH	1.43	5.6	...	26.41	24.90	28	25.33	+.2
PruSDHiY	GHY	1.32	9.6	...q	15.16	13.70		13.76	-4.5
PruUK pf	PUKp	1.69	6.4	...	27.17	25.66	4	26.41	+.8
PruUK pfA	PUKpA	1.63	6.2	...	27.21	25.47	10	26.24	+.6
Prud UK	PUK	1.49e	3.2	...	55.36	45.27	133	47.23	-7.0
PruShHiY	ISD	1.32	9.4	...q	15.38	13.98		14.08	-4.7
PSEG	PEG	1.80	3.5	18	54.50	43.63	4693	51.16	-.7
PubStrg	PSA	6.80	3.1	24	234.90	180.48	891	219.34	+4.9
PubSt pfU	PSApU	1.41	5.6	...	25.55	24.59	9	25.19	+.2

Name	Ticker Symbol	Div	Yield	PE	52-week High	52-week Low	Vol 1000s	Last	YTD %Chg
PubSt pfV	PSApV	1.34	5.3	...	25.67	23.63	39	25.11	-.4
PubSt pfW	PSApW	1.30	5.2	...	25.67	22.92	30	24.81	-.7
PubSt pfX	PSApX	1.30	5.2	...	25.79	22.93	27	24.85	-.6
PubSt pfY	PSApY	1.59	6.1	...	27.75	25.72	8	26.13	-1.8
PubSt pfZ	PSApZ	1.50	5.7	...	27.56	25.38	11	26.17	-1.1
PubSt pfG	PSApG	...	...	...	25.63	22.49	23	24.89	-.2
PubSt pfF	PSApF	1.29	5.2	...	25.69	22.00	18	25.01	
PubSt pfE	PSApE	1.23	5.1	...	25.48	22.29	22	24.33	-2.2
PubSt pfD	PSApD	1.24	5.0	...	25.41	22.39	47	24.88	-.6
PubSt pfC	PSApC	...	...	...	26.45	23.05	7	25.09	-1.5
PubSt pfB	PSApB	...	...	...	26.69	23.90	14	25.46	-.9
PubSt pfA	PSApA	1.47	5.7	...	27.79	25.32	49	25.93	-2.3
PulteGrp	PHM	.36	1.2	17	35.21	23.98	5707	30.14	-9.4
PureStrg n	PSTG	...	...	...dd	25.62	11.99	2249	22.70	+43.1
PutHiInSec	PCF	.37	3.9	...q	9.55	8.60		9.45	+4.8
PMMI	PMM	.44	6.1	...q	7.72	6.89	109	7.13	-3.8
PMIIT	PIM	.31	6.7	...q	4.89	4.54	58	4.63	-2.9
PMOT	PMO	.71	6.1	...q	12.85	11.44	106	11.69	-5.3
PPrIT	PPT	.31	6.0	...q	5.50	5.05	225	5.18	-2.8
Puxin n	NEW	...	...	...	35.00	17.00	137	19.39	-7.7
PzenaInv	PZN	.41e	4.5	18	13.15	8.61	68	9.06	-15.1
▲Q2 Hldgs	QTWO	...	...	...dd	63.55	31.95	357	62.50	+69.6
QEP Res	QEP	.08	.7	34	13.77	7.02	3121	11.78	+23.1
QIAGEN	QGEN	...	...	40	37.61	30.20	507	36.68	+18.6
QTS RltTr	QTS	1.64	4.1	37	61.55	31.58	332	40.41	-25.4
QuadGrph	QUAD	1.20	6.0	10	31.29	17.73	174	19.87	-12.1
QuakerCh	KWR	1.48f	.9	32	165.93	129.98	33	160.73	+6.6
QuaCare	QCP	...	...	...	22.91	12.25	1122	20.51	+48.5
QuanexBld	NX	.16	.9	22	24.60	16.25	177	17.30	-26.1
QuantaSvc	PWR	...	...	22	40.11	32.19	941	33.07	-15.4
QntmDSS rs	QTM	...	...	24	8.45	1.76	165	1.95	-65.4
Qu Insp100 n	BIBL	...	...	...	29.74	25.14	1	26.91	+3.1
QnForSm n	FFSG	...	...	...	27.15	24.51	13	26.73	+3.6
QnForTcG n	FFTG	...	...	...	26.55	24.19	8	25.05	-2.1
Sage Esg ef	GUDB	...	...	...				49.13	
MainSecR n	SECT	...	...	...	29.56	24.41	51	28.98	+6.0
InspCpBd n	IBD	...	...	...	28.29	24.07	33	24.35	-3.5
QuaInsp n	ISMD	...	...	...	31.78	23.78	5	29.00	+9.7
QuaInsLg n	BLES	...	...	...	30.44	26.17	5	28.68	+.9
FormInco n	FFTI	...	...	...	27.57	23.70	80	24.07	-3.5
FrmHdGr n	FFHG	...	...	...	30.36	24.03	11	29.15	+5.8
QuanReal n	QXRR	...	...	...	26.19	23.44		24.25	-4.1
QuanDyn n	XUSA	...	...	...	30.05	25.12		29.81	+6.7
QuanMulT n	QXTR	...	...	...	26.83	24.56		26.05	+.1
QuanMulIn n	QXMI	...	...	...	26.53	24.73		25.34	-1.4
QuanGrw n	QXGG	...	...	...	29.10	25.68	0	28.38	+2.1
Qudian n	QD	...	...	54	34.91	7.48	1548	8.10	-35.4
QstDiag	**DGX**	**2.00f**	**1.9**	**20**	**116.49**	**90.10**	**2872**	**105.42**	+7.0
▼QuintEn n	QES	...	...	...	10.67	6.90	42	6.88	-23.6
QuormHl n	QHC	...	...	...	10.00	2.91	234	4.53	-27.4
QuotientTc	QUOT	...	...	...dd	17.85	10.35	299	14.80	+26.0
Qwest 54	CTV	1.72	7.5	...	26.37	20.64	16	22.94	-2.5
Qwest 9-51	CTW	1.88	7.4	...	25.89	24.20	9	25.38	+.8
Qwest 4-52	CTX	1.75	7.5	...	25.85	21.27	133	23.47	-1.2
Qwest 7-52	CTU	1.75	7.5	...	25.79	21.36	68	23.46	-1.2
Qwest53	CTY	1.53	7.3	...	25.57	18.66	39	20.97	-4.7
Qwest 25	CTZ	1.66	7.5	...	25.96	20.17	30	22.28	-1.6
Qwest 56	CTAA	...	...	...	27.27	21.51	17	24.40	-1.3
Qwest57 n	CTDD	...	...	...	25.97	20.51	85	22.50	-1.7
Qwest56 n	CTBB	...	...	...	25.60	19.86	34	22.09	-1.9

- R -

Name	Ticker Symbol	Div	Yield	PE	52-week High	52-week Low	Vol 1000s	Last	YTD %Chg
RAIT pfA	RASpA	1.94	21.9	...	21.20	5.90		8.84	-27.2
RAIT pfB	RASpB	2.09	24.1	...	23.39	6.21		8.66	-31.2
RAIT pfC	RASpC	2.22	22.9	...	24.43	6.35		9.70	-26.7
RAIT Fn 24	RFT	1.91	11.3	...	24.49	15.99		16.91	-11.4
RAITFn 19	RFTA	1.78	8.6	...	25.21	16.60		20.66	-8.2
RELX NV s	RENX	.45e	2.0	...	23.30	20.06	91	22.28	-3.4
RELX plc s	RELX	.54e	2.4	...	24.03	20.31	174	22.44	-5.3
RH	RH	...	...	49	164.49	44.00	590	137.66	+59.7
▲RLI Corp	RLI	.88f	1.2	30	73.17	50.34	236	73.82	+21.7
RLJ LodgT	RLJ	1.32	5.8	12	23.97	18.68	874	22.68	+3.2
RLJ Lod pfA	RLJpA	.49	1.8	...	28.85	25.23	10	26.53	-1.8
RPC	RES	.40	2.9	18	27.07	13.55	3421	14.00	-45.2
RPM	RPM	1.28	2.1	25	65.35	46.36	1475	62.24	+18.7
RYB Edu n	RYB	...	...	...cc	31.80	15.50	106	21.66	+28.3
RadianGrp	RDN	.01	.1	10	23.49	14.06	1220	17.87	-13.3
RadiantLog	RLGT	...	...	68	5.45	3.46	72	4.06	-11.7
RadLog pfA	RLGTpA	2.44	9.3	...	27.35	25.27	3	26.35	+1.8
RafaelHl n	**RFL**	**...**	**...**	**...**	**10.31**	**3.05**	**39**	**9.34**	+90.6
RLauren	RL	2.50f	1.9	19	145.94	72.69	933	133.35	+28.6
RamcoG	RPT	.88	6.8	10	15.00	11.15	815	12.85	-12.8
RamcG pfD	RPTpD	3.63	7.0	...	58.62	47.86		51.63	-10.5
RangeRs	RRC	.08	.5	17	22.71	11.93	3969	15.98	-6.3
RngrEnS n	RNGR	...	...	...dd	15.70	6.88	11	9.75	+5.6
RJamesFn	RJF	.88f	.9	20	102.17	74.14	932	96.45	+8.3
RayAdvM	RYAM	.28	1.7	22	22.96	12.68	1269	16.93	-17.2
RayAdv pfA	RYAMpA	2.00	1.7	...	157.11	100.00	2	120.92	-16.0
Rayonier	RYN	1.08	3.1	37	39.73	27.71	2247	34.75	+9.9
Raytheon	RTN	3.47	1.8	28	229.75	167.55	3305	196.99	+5.3
RealityETF	DIVY	.46p	...	...q	28.89	25.52	20	26.83	+2.9
RltDvcDiv	LEAD	...	...	...q	34.32	28.20	4	33.21	+4.0
RealDivc n	DFND	...	...	...q	28.60	25.12		27.58	+1.2
RealDivG n	GARD	...	...	...q	26.84	21.91	1	25.57	+2.3
Realogy	RLGY	.27p	1.2	15	35.18	22.28	1737	22.61	-14.7
RltyInco	O	2.53	4.6	31	60.05	47.25	1589	54.95	-3.6
ReavesUtl	UTG	1.82	6.2	...q	36.73	27.13	168	29.44	-4.8
ReavesU rt	UTGr	...	...	...	.55	.09		.14	
RedHat	RHT	...	...	80	177.70	95.88	2035	146.00	+21.6
RedLionH	RLH	...	...	...dd	12.75	6.15	122	11.80	+19.8
RedwdTr	RWT	1.20f	7.3	12	17.50	14.29	19322	16.54	+11.6
Reeds	REED	...	...	...	3.10	1.30	30	2.65	+71.0
RegalBel	RBC	1.12	1.4	15	86.60	67.84	94	82.75	+8.0
RegalEnt	RGC	.88a	3.8	24	23.17	13.90		22.99	-.1
RgcyCtrs	REG	2.22f	3.6	22	70.64	54.87	1630	60.97	-11.9
RgcyC pfG	REGpG	1.50	6.0	...				25.20	
RegHlthPr	RHE	...	...	4	1.08	.16	96	.23	+34.1
RegHlt pfA	RHEpA	2.72	102.6	...	22.90	2.10	1	2.65	-66.9
RegnlMgt	RM	...	...	15	37.21	21.47	21	34.99	+33.0
RegionsFn	RF	.36	2.0	16	20.21	13.03	17127	18.27	+5.7
Regions pfA	RFpA	1.59	6.3	...	25.89	25.23	672	25.37	+.1
Regns pfB	RFpB	1.59	5.8	...	29.82	26.40	35	27.44	-3.5
Regis Cp	RGS	...	...	...cc	18.63	9.40	115	17.72	+15.4
ReinsGrp	RGA	2.00f	1.4	12	165.12	126.62	444	138.37	-11.3
ReinsGp42	RZA	1.55	5.7	...	29.58	26.54	22	27.23	-1.1
ReinsG56 n	RZB	1.44	5.6	...	29.86	25.33	18	25.89	-7.5
RelStlAl	RS	2.00	2.2	20	97.41	68.46	605	92.70	+8.1
RELM	RWC	.08	2.2	18	4.60	3.40		3.65	+2.8
RemaxHld	RMAX	.80f	1.5	60	67.50	43.85	115	53.75	+10.8
RenaisIPO	IPO	.02e	.1	...q	31.67	24.82	60	30.40	+7.8
RenIntlPO	IPOS	.24e	1.1	...q	27.06	21.71		22.19	-9.0
RenaisRe	RNR	1.32	1.1	...dd	152.00	116.50	344	124.07	-1.2
RenRe prE	RNRpE	1.34	5.5	...	25.98	23.45	30	24.55	-2.4
RenRe prC	RNRpC	1.52	6.0	...	26.05	25.05	7	25.36	-.6
ReneSola rs	SOL	...	...	...dd	3.79	2.12	52	2.46	-7.5
RennFund	RCG	...	...	...q	2.20	1.13	1	1.67	+11.3
Renren rs	RENN	...	...	...dd	3.19	.56	198	2.28	+141.3
RepubSvc	RSG	1.38	2.0	31	70.55	60.26	1586	68.41	+1.2
ResMed	RMD	1.40	1.3	53	109.97	71.29	491	108.98	+28.7
ResolEn rs	REN	...	...	...	38.64	23.64	390	32.58	+3.5
ResoluteF	RFP	...	...	...dd	12.15	4.45	148	10.75	-2.7
RestBrnds	QSR	1.80	2.8	21	68.89	53.09	1558	64.51	+4.9
RetailProp	RPAI	.66	5.3	12	13.78	10.84	1187	12.54	-6.7
RetailVal n	RVI	...	...	...	38.00	30.06		34.52	+6.6
RetractTc	RVP	...	...	...dd	1.48	.54	57	.84	+23.5
RevGp n	REVG	.20	1.3	...	33.15	12.87	437	15.82	-51.4
▼Revlon	**REV**	**...**	**...**	**...dd**	**27.90**	**15.60**	**173**	**15.20**	-30.3
RexAmRes	REX	...	...	14	102.00	70.48	36	73.98	-10.6
RexahnPh rs	RNN	...	...	...dd	3.19	1.35	108	1.45	-28.2
RexfordIR	REXR	.64f	2.1	51	32.91	26.32	446	29.96	+2.7
Rexfdln pfA	REXRpA	...	...	...	26.41	22.53		24.60	-4.3
RexflnR pfB	REXRpB	1.47	5.9	...	25.15	22.33	0	25.07	+1.1
Rexnord	RXN	...	...	21	31.44	22.69	932	30.11	+15.7
Rexnrd pfA	RXNpA	...	...	...	66.44	52.57	244	64.27	+9.8
RingCentrl	RNG	...	...	...dd	83.95	34.10	849	79.40	+64.0
RingEngy	REI	...	...	...dd	17.35	11.58	614	12.85	-7.6
RioTinto	RIO	2.27e	4.1	...	60.72	43.12	5503	55.88	+5.6
RitchieBr	RBA	.68	2.1	36	36.00	24.08	459	32.02	+7.0
RiteAid	RAD	...	...	2	2.80	1.38	12640	1.82	-7.6
RivrnOpp n	RIV	1.68	8.7	...	21.63	18.97	61	19.32	-3.5
Riv/Doubl n	OPP	...	...	...	19.76	17.12	54	17.38	-5.4
RoadrnTrn	**RRTS**	**...**	**...**	**3**	**9.75**	**1.63**	**1162**	**2.23**	-71.1
RobtHalf	RHI	1.12f	1.6	28	70.35	42.92	1738	68.97	+24.2
RockwlAut	ROK	3.68	2.2	25	210.72	155.81	1891	170.47	-13.2
RockColl	COL	1.32	1.0	22	139.63	105.04	1602	137.66	+1.5
RogCm gs	RCI	1.57	...	13	54.95	43.11	295	49.83	-2.2
Rogers	ROG	...	...	33	184.00	105.60	144	119.41	-26.3
Rollins s	ROL	.56	1.0	68	56.48	41.29	517	55.41	+19.1
Roper	ROP	1.65	.6	30	292.97	226.81	477	282.73	+9.2
RosettaStn	RST	...	...	...dd	17.49	8.71	87	16.79	+34.6
Roundys	RNDY	...	...	...dd				3.60	
Rowan	RDC	.40	2.8	25	17.33	9.02	1577	14.12	-9.8
▲RBCda pfT	RYpT	1.69	...	...	34.47	27.94	1	32.85	+9.7
RoyalBk g	RY	3.76	...	...	87.10	72.61	868	77.68	-4.9
RBScotInd	RBS	...	...	...	8.74	6.36	1047	6.66	-12.8
RBSct prF	RBSpF	1.91	7.4	...	27.05	25.67		25.86	
RBSct prH	RBSpH	1.81	7.0	...	26.87	25.58		25.68	
RBSct prL	RBSpL	1.44	5.7	...	25.43	25.17		25.25	
RBSct prS	RBSpS	1.65	6.4	...	27.63	25.35	80	25.70	+1.0
RylCarb	RCL	2.40	2.2	14	135.65	101.20	1199	109.18	-8.5
RoyDShllB	RDS/B	3.76	5.1	...cc	76.99	54.47	1998	73.41	+7.5
RoyDShllA	RDS/A	3.76	5.4	...cc	73.86	53.64	2660	70.21	+5.2
RoyceGVal	RGT	.10e	...	...	11.73	9.51	12	10.64	-1.6
▲RoyceMC	RMT	.63e	6.0	...q	10.55	8.09	124	10.45	+10.7
Royce	RVT	1.22e	7.7	...q	17.18	14.02	382	15.82	-2.2
RubiconPrj	**RUBI**	**...**	**...**	**...dd**	**5.19**	**1.48**	**572**	**3.10**	+65.8
Rudolph	RTEC	...	...	20	34.55	21.10	105	29.55	+23.6
Ryder	R	2.16f	2.9	18	90.26	65.65	1013	73.23	-13.0
RyersonH	RYI	...	...	45	12.95	7.65	258	12.50	+20.2
RymanHP	RHP	3.40	4.1	17	85.77	57.78	190	83.07	+20.4

- S -

Name	Ticker Symbol	Div	Yield	PE	52-week High	52-week Low	Vol 1000s	Last	YTD %Chg
S&P Glbl	SPGI	2.00	.9	31	214.90	147.07	1159	213.12	+25.8
SAP SE	SAP	1.31e	1.1	...	122.74	99.20	738	117.38	+4.5
SCANA	SCG	.49m	1.2	10	68.35	33.61	1652	40.48	+1.8
SCE TrV n	SCEpK	...	...	...	29.49	24.70	10	25.84	-2.2
SCE I pfF	SCEpF	1.41	...	...					
SCE II prG	SCEpG	1.28	5.2	...	25.89	21.93	17	24.36	+.8
SCE Tr pfH	SCEpH	1.44	5.3	...	29.06	25.05	6	27.11	+.2
SCETr pfJ	SCEpJ	1.34	5.2	...	28.15	23.96	7	25.75	-.2
SCE Tr pfL	SCEpL	1.25	5.4	...	25.77	21.75	40	23.31	-3.0
SJW	SJW	1.12a	1.7	23	69.29	47.57	63	66.01	+3.4
SK Tlcm	SKM	...	...	...	28.97	22.66	394	23.83	-14.6
SLGreen	SLG	3.25	3.2	36	106.04	89.46	770	100.01	-.9
SL Grn pfI	SLGpI	1.63	6.4	...	26.40	24.94	32	25.40	+1.3
SM Energy	SM	.10	.4	...dd	28.45	12.29	1864	26.82	+21.5
Spd LgGl n	GLDW	...	...	...	123.23	116.54		121.57	+.6
SpdrDJIA	DIA	3.98e	1.6	...q	265.93	214.68	5484	252.21	+2.0
SpdrGold	GLD	...	...	...q	129.52	115.12	4800	116.04	-6.2
SpdrStxx50	FEU	1.24e	3.6	...q	38.51	32.90	13	34.49	-4.0
SpdrNoANR	NANR	...	...	...q	37.79	31.58	19	35.74	+.8
Spd InDiv n	HDWX	...	...	...					
SpdrLwCbn	LOWC	1.69e	1.9	...q	96.40	83.37	0	91.07	+1.4
SpdrEuro50	FEZ	1.18e	3.0	...q	44.23	37.63	3207	39.49	-3.0
Spd MsciCh	XINA	...	...	...	26.62	19.27	0	20.41	-14.7
S&PEAsia	GMF	1.81e	1.8	...q	116.07	94.55	14	101.19	-3.2
Spdr UKS	QGBR	1.33e	2.5	...q	56.39	50.54	1	53.43	-.8
Spd Spain n	QESP	...	...	...					

Continued on **next page**

Continued from **previous page**

NYSE

Name	Ticker Symbol	Div	Yield	PE	52-week High	52-week Low	Vol 1000s	Last	YTD %Chg
SpdrGermS	QDEU	1.17e	1.9	...q	70.20	57.43	0	61.82	-5.6
SpdrJpnS	QJPN	.85e	1.1	...q	83.54	72.54	0	78.61	
SpdrCdaS	QCAN	1.61e	2.7	...q	62.76	56.36		59.63	-2.5
Spd Austl n	QAUS	...	...	...					
SpdrEuSmC	SMEZ	1.15e	1.9	...q	69.46	58.47	3	60.78	-5.0
S&PChina	GXC	1.31e	1.3	...q	123.91	94.55	58	104.59	-2.4
SpdrWldQu	QWLD	1.30e	1.7	...q	80.30	69.80	0	76.87	+1.9
SpdrEMQu	QEMM	1.31e	2.2	...q	69.92	57.91	3	60.56	-6.1
SpdrEafeSt	QEFA	1.62e	2.5	...q	68.94	61.33	29	64.20	-1.3
SpdrGblDv	WDIV	3.11e	3.8	...q	74.14	66.52	22	68.59	-3.2
SpAcwiIMI	ACIM	1.50e	1.9	...q	84.34	72.16	4	79.52	+.8
SpdEMkt s	SPEM	...	...	...q	42.47	34.29	356	36.23	-5.0
SpdrEMDv	EDIV	1.68e	5.3	...q	36.64	29.71	24	31.44	-4.3
SpdrGlbNR	GNR	.93e	1.9	...q	53.32	42.83	100	49.63	+1.1
Spd Russ n	RBL	...	...	...					
Spd EmEu n	GUR	...	...	...					
Spd IntUt n	IPU	...	...	...					
Spd IntTl n	IST	...	...	...					
Spd InTc n	IPK	...	...	...					
Spd IntMt n	IRV	...	...	...					
SpdIntInd n	IPN	...	...	...					
Spd IntHI n	IRY	...	...	...					
Spd IntFn n	IPF	...	...	...					
Spd EMLA n	GML	...	...	...					
Spd IntEn n	IPW	...	...	...					
Spd IntCn n	IPS	...	...	...					
Spd CnDi n	IPD	...	...	...					
SpdrDJ RE	RWO	1.57e	3.3	...q	49.41	43.96	114	47.88	-2.0
SpdrEMSmC	EWX	1.00e	2.1	...q	55.81	46.32	17	47.89	-7.9
SpdrIntDiv	DWX	2.22e	5.7	...q	42.92	37.88	99	38.95	-5.5
Spd EmM n	GAF	...	...	...					
SpdMS xUS	CWI	.79e	2.1	...q	42.01	36.21	152	37.73	-3.3
SpdrSPGbl	GII	1.63e	3.3	...q	53.74	47.61	5	49.93	-3.6
SpdrIntRE	RWX	1.25e	3.2	...q	42.54	37.90	406	39.52	-2.4
SpdrIntlSC	GWX	3.63e	1.4	...q	37.99	33.66	299	34.14	-3.8
SpdrWldxUS	SPDW	.79e	2.6	...q	33.84	29.33	315	30.88	-2.6
SP Mid	MDY	2.94e	.8	...q	366.71	307.28	612	360.73	+4.4
S&P500ETF	SPY	4.13e	1.5	...q	286.63	241.83	67818	281.61	+5.5
SpdrRRtn	RLY	.44e	1.7	...q	27.62	24.25	21	26.40	-.1
SpdrIncAll	INKM	1.08e	3.3	...q	34.66	31.96	2	32.74	-2.6
SpdrGblAll	GAL	1.04e	2.6	...q	40.37	35.62	11	38.30	+.1
SpdrSenLn	SRLN	1.96	4.2	...q	47.69	46.74	196	47.15	-.1
SpdrUShBd	ULST	.16	.4	...q	40.82	40.15	14	40.32	+.3
SpdrCreEq	SYE	1.63e	1.3	...q	80.09	68.58	1	78.00	+4.6
SpdrDblTac	TOTL	1.17e	...	...q	49.66	47.11	225	47.41	-2.5
SpdrValEq	SYV	4.21e	1.5	...q	70.61	59.65	3	67.17	+1.4
SpdrGroEq	SYG	1.85e	.7	...q	86.17	72.40	0	84.07	+5.8
SpdrBiot s	XBI	.44e	.5	...q	101.55	74.25	4714	97.75	+15.2
Spdr Div	SDY	3.80e	2.0	...q	98.29	87.88	364	94.73	+.3
SpdrGbDow	DGT	1.52e	1.8	...q	91.75	77.69	1	84.73	-.9
SpdrHome	XHB	.15e	.4	...q	47.20	37.17	5092	39.85	-10.0
SpdrS&PBk	KBE	.53e	1.1	...q	52.00	39.61	2760	48.94	+3.4
SpdrS&PCM	KCE	.91e	1.5	...q	62.51	47.93	4	59.68	+3.0
SpdrS&PIn s	KIE	...	...	...q	32.34	27.81	536	30.96	+.8
Spd LgCap s	SPLG	...	...	...q	33.54	28.38	802	33.03	+5.5
▲SpdrLCpG s	SPYG	...	...	...q	36.75	29.87	3597	36.81	+11.5
SpdrLCapV s	SPYV	...	...	...q	32.54	28.05	2537	30.41	-.9
Spd MidC s	SPMD	...	...	...q	36.16	29.60	243	35.59	+6.7
SpdMCpG s	MDYG	...	...	...q	56.05	46.42	59	54.87	
SpdrMCpV s	MDYV	...	...	...q	53.79	46.15	38	52.88	
SpdrNY Tch	XNTK	.41e	.4	...q	98.30	73.88	11	95.32	+13.7
SpdrSemi s	XSD	.16e	.2	...q	78.02	60.17	147	74.70	+7.0
▲SpdrSCp s	SLYG	...	...	...q	66.53	51.69	476	65.48	
SpdrSCpV s	SLYV	...	...	...q	69.64	56.46	90	68.28	
SpdrRs3K s	THRK	...	...	...q	35.46	29.94	984	35.17	+5.9
SpdrWilRE	RWR	2.90e	3.1	...q	95.73	81.59	492	92.52	-1.2
SpdrShTTr	SPTS	.27	.9	...q	31.78	29.45	82	29.49	-1.3
SpFcStIn n	XITK	...	...	...	107.00	71.50	11	98.93	+26.7
SPDR SrTr	XTH	...	...	...	82.74	71.81		80.21	+10.5
SPDR Intrnt	XWEB	...	...	...	75.39	67.84		71.47	+5.0
Spdr1500VT	VLU	4.85e	1.7	...q	108.76	91.94	0	104.20	+2.2
SpdrScored	CBND	.99	3.2	...q	32.69	30.78	0	30.95	-4.0
SpdrIntCBd	IBND	.14e	.4	...q	36.87	33.40	26	33.88	-4.1
SpdrIGFlt	FLRN	.20	.7	...q	30.85	30.62	729	30.76	+.3
SpdrHYMu	HYMB	2.55	4.5	...q	57.97	54.01	54	56.55	+1.6
SpdrWFPf	PSK	2.59e	6.0	...q	45.42	41.81	105	43.35	-1.6
SpdrBarlTB	BWZ	.01e	...	...q	33.49	31.02	11	31.33	-2.5
SpdrBarcCv	CWB	3.55e	4.2	...q	54.99	48.86	667	53.34	+5.4
SpdrLTBd s	SPLB	...	...	...q	28.77	25.87	89	26.29	-8.1
SpdrITBd	SPIB	.92	2.8	...q	34.72	33.07	1037	33.29	-2.7
SpdrBarMBB	MBG	.83	3.3	...q	26.49	25.09	45	25.27	-2.9
SpdrEMBd	EBND	...	...	...q	30.91	26.64	167	27.21	-8.3
SpdrShTHiY	SJNK	1.58	5.8	...q	28.07	26.94	927	27.46	-.4
SpdrLehHY	JNK	2.30	6.4	...q	37.46	35.26	7135	35.78	-2.6
SpdShTBd	SPSB	.40e	1.2	...q	30.74	30.08	546	30.16	-.9
SP IntTip	WIP	.41e	.3	...q	60.27	53.78	21	54.41	-5.4
SPLIntTB s	BWX	...	...	...q	29.72	27.58	108	27.76	-2.4
SpdrTrans s	XTN	.25e	.4	...q	69.36	53.77	18	63.45	-2.6
SpdrTelcm	XTL	.68e	.9	...q	75.80	65.10	7	71.66	+4.9
SpdrHCSv s	XHS	.61e	.1	...q	73.89	56.18	7	71.25	+15.7
▲SpdrHCEq s	XHE	3.22e	.1	...q	82.10	59.41	111	80.76	+25.4
▲SpdrSf&Sv s	XSW	.19e	.2	...q	87.20	61.70	41	85.69	+23.4
SpdrMLCrs	CJNK	1.01e	3.9	...q	27.04	25.22	4	25.51	-4.0
SpdrAerDf s	XAR	1.70e	1.1	...q	92.58	72.41	75	91.39	+9.4
SpdAgBd n	SPAB	...	...	...	28.84	27.57	202	27.78	-3.3
SpdrBarcTip	IPE	1.04e	1.7	...q	57.26	54.59	45	54.90	-2.4
SprBl 1-3b rs	BIL	...	...	...q	91.58	91.37	450	91.55	+.2
SpdLgTr s	SPTL	...	...	...q	37.32	33.45	140	34.47	-5.8
SpdrLehIntTr	ITE	.74	1.3	...q	60.59	57.94	57	58.44	-1.6
SpdrS&P RB	KRE	.74e	1.2	...q	66.04	49.31	8139	62.60	+6.4
▲Spdr1500MT	MMTM	1.61e	1.3	...q	124.25	102.34	1	123.90	+8.0
SpdrRetl s	XRT	.49e	1.0	...q	51.04	37.72	9337	49.20	+8.9
SpdNuBMu s	TFI	...	...	...q	49.42	47.52	279	48.05	-1.9
SpdrPhm s	XPH	3.00e	.8	...q	47.11	38.71	55	45.22	+4.0
SpdrOGEx	XOP	.73e	1.7	...q	45.45	28.96	13302	42.69	+14.8
SpNuBST rs	SHM	...	...	...q	48.95	47.51	269	48.05	+.3
SpdrGendr	SHE	...	...	...q	75.63	66.74	7	74.80	+5.6
SpdrOGEq	XES	.49e	3.0	...q	19.29	12.90	804	16.20	-5.4
SpdR1KLVF	ONEV	...	...	...	76.79	68.57	1	74.30	+2.4
SpdrMetM	XME	.24e	.6	...q	39.62	29.68	4513	37.18	+2.2
SpdrR1KMo	ONEO	...	...	...	77.42	68.69	4	74.34	+2.2
SpdrR1KYF	ONEY	...	...	...	75.25	65.47	0	71.09	+1.5
SpdSPXHiD	SPYD	...	...	...q	38.74	34.60	162	37.28	-.5
SpdrFosFFr	SPYX	...	...	...q	69.64	58.95	4	68.26	+5.3
SpdrR1KLV	LGLV	5.40e	1.9	...q	94.43	85.68	4	93.24	+2.9
SpdrUsaSt	QUS	.54e	...	...q	82.07	70.16	6	80.44	+4.1
▲Spd SP600 s	SLY	...	...	...q	75.40	58.62	91	74.42	
SpdrSPXBbk	SPYB	.41e	...	...q	67.80	55.44		64.71	+3.8
SpdrSCap n	SPSM	...	...	...	33.52	28.11	321	32.90	+4.4
Spdr1-10Tip	TIPX	.08e	.4	...q	21.00	18.41	20	19.11	-.9
Spd 0-5Tip n	SIPE	...	...	...					
SpdrR2KLV	SMLV	2.16e	2.2	...q	100.14	84.63	7	96.49	+5.6
SPX Cp	SPXC	...	...	16	37.96	23.41	150	36.04	+14.8
SPX Flow n	FLOW	...	...	42	54.92	31.10	150	45.01	-5.3
SRC Eng	SRCI	...	...	16	13.32	6.91	4440	10.89	+27.7
STMicro	STM	.40	1.7	26	26.43	16.05	3511	23.64	+8.2
SABESP	**SBS**	**.39e**	**5.7**	**...**	**11.96**	**5.72**	**1157**	**6.90**	-34.0
SabnR	SBR	2.34e	5.2	21	50.00	38.10	16	45.25	+1.5
SachemC n	SACH	.44f	10.5	...	5.02	3.30	17	4.21	+6.9
SafeBulk	SB	.04	1.2	...	4.00	2.26	279	3.46	+7.1
SafeBlk pfB	SBpB	2.00	7.8	...	26.76	25.00		25.50	+1.2
SafeBlk pfC	SBpC	2.00	8.5	...	24.88	19.39	3	23.45	-1.9
SafeB pfD	SBpD	2.00	8.5	...	24.46	19.49	9	23.56	+.1
SafegdSci	SFE	...	...	...dd	14.40	10.75	55	11.75	+4.9
SafeInco n	SAFE	.60	3.3	...	20.17	15.57	18	18.38	+4.4
SagaComm	SGA	1.20	3.2	4	46.80	36.10	2	38.05	-5.9
SailptTch n	SAIL	...	...	...dd	29.16	12.82	450	27.44	+89.2
StJoe	JOE	...	...	54	20.00	16.75	281	17.95	-.6
▲Salesforce	CRM	...	...	...cc	148.70	87.26	3935	146.00	+42.8
SalMidMLP	SMM	1.30	12.7	...q	12.24	8.53	40	10.26	-6.9
SallyBty	SBH	...	...	10	21.36	14.05	1760	16.45	-12.3
SJuanB	SJT	.65e	10.5	13	10.54	5.66	158	6.22	-24.5
SanchezEn	SN	...	...	...dd	6.37	2.78	1132	4.65	-12.4
SanchzM rs	SNMP	1.80	15.3	...dd	13.25	9.35	15	11.80	+6.3
SandRidge	SD	...	...	...	21.90	13.02	110	16.97	-19.5
SandRMiss	SDT	.22e	11.3	2	2.30	.73	63	1.98	+139.7
SandRMs2	SDR	.21e	11.1	1	2.00	.74	95	1.93	+126.8
SandRdgP	PER	.50e	18.4	6	3.10	1.80	316	2.73	+33.2
SandstG g	SAND	...	...	...	5.64	3.83	974	4.35	-12.8
Sanofi	SNY	1.58e	3.7	...	50.65	37.43	988	42.63	-.9
SantCUSA	SC	.23e	...	5	20.46	12.65	1888	19.43	+4.4
SantFn pfA	SANpA	1.70	6.6	...	26.53	25.38		25.88	+.2
SantFn pfB	SANpB	1.03	4.3	...	24.90	23.30		23.96	-.6
SantFn pfC	SANpC	1.63	6.4	...	26.25	25.55		25.39	-2.0
SantFn pfI	SANpI	1.60	6.5	...	26.45	25.41		24.75	-3.8
Santand pfC	SOVpC	1.83	7.0	...	26.57	25.10		25.90	+.9
SaratogaI	SAR	2.04f	8.3	...	28.30	19.62	63	24.49	+9.5
SaratIn23 n	SAB	1.69	6.5	...	26.79	25.34	1	25.81	
Sasol	SSL	1.41e	3.7	...	38.93	26.92	161	37.85	+10.6
SaulCntr	BFS	2.08	3.9	17	65.43	46.71	40	52.98	-14.2
SaulCtr pfC	BFSpC	1.72	6.9	...	25.73	23.79	1	25.07	-1.0
SaulCt pfD	BFSpD	...	...	...	23.89	22.83	1	23.80	+2.8
MastThera	MSTX/O	...	...	...dd				.13	
SchImbrg	SLB	2.00	3.1	39	80.35	61.02	8782	65.52	-2.8
SchndrNt n	SNDR	.24	.9	...	30.52	20.18	1249	26.09	-8.6
SchwUSMkt	SCHB	.96e	1.4	...q	69.07	58.24	610	68.28	+5.8
SchwUSLgC	SCHX	.98e	1.5	...q	68.43	57.73	972	67.40	+5.7
▲SchwLCGr	SCHG	.63e	.8	...q	79.04	63.53	462	78.91	+11.6
SchwLCVal	SCHV	1.14e	2.1	...q	58.00	49.82	324	54.84	+.3
SchwMCap	SCHM	.59e	1.1	...q	56.76	47.42	285	55.98	+5.1
SchUSSmC	SCHA	.76e	1.0	...q	76.47	61.64	462	75.16	+7.8
SchwEMkt	SCHE	.49e	1.8	...q	31.08	25.12	729	26.65	-4.6
Sch 1000 n	SCHK	...	...	...	28.14	24.88	85	27.73	+5.6
SchEMLgC	FNDE	.39e	1.4	...q	33.13	27.06	268	28.51	-3.9
SchIntSmCo	FNDC	.55e	1.6	...q	38.22	33.30	142	34.93	-2.9
SchIntLgCo	FNDF	.61e	2.0	...q	32.54	28.47	295	30.05	-1.2
SchUSSmCo	FNDA	.36e	.9	...q	41.20	33.34	210	40.43	+6.7
SchUSLgCo	FNDX	.54e	1.4	...q	39.96	33.58	311	38.28	+2.2
SchUSBrd	FNDB	.61e	1.6	...q	39.71	33.37	13	38.21	+2.5
SchwUSDiv	SCHD	1.13e	2.2	...q	54.60	45.22	566	50.73	-.9
SchwIntEq	SCHF	.71e	2.1	...q	36.35	32.08	1293	33.68	-1.1
SchwAggBd	SCHZ	1.09	2.2	...q	52.82	50.07	323	50.46	-3.0
SchwREIT	SCHH	.89e	2.2	...q	42.54	36.27	662	41.17	-1.1
SchIntUSTr	SCHR	.86	1.7	...q	54.67	51.57	209	52.04	-2.4
SchSTUSTr	SCHO	.35	.7	...q	50.57	49.55	144	49.65	-.8
SchUSTips	SCHP	...	...	...q	56.10	54.02	319	54.39	-1.9
SchwIntSC	SCHC	.59e	1.6	...q	39.15	34.00	143	35.98	-1.8
Schwab	SCHW	.40	.8	27	60.22	38.06	5280	52.86	+2.9
Schwb pfC	SCHWpC	1.50	5.7	...	27.93	25.53	26	26.51	-1.4
Schwb pfD	SCHWpD	...	...	...	27.89	25.49	45	26.47	-2.0
SchwitMau	SWM	1.72	4.0	15	48.06	37.05	228	42.78	-5.7
SciApplic	SAIC	1.24	1.5	21	90.84	60.21	258	84.66	+10.6
ScorpioB19	SLTB	1.88	7.4	...	25.80	24.40	17	25.50	+.2
ScorpBlk rs	SALT	.08	1.1	...	8.85	6.50	834	7.20	-2.7
ScorpioTk	STNG	.04	1.7	...	4.18	1.85	2535	2.30	-24.6
ScorpioT 20	SBNA	1.69	6.8	...	25.03	23.40		24.85	
ScorpT19 n	SBBC	...	...	...	25.89	24.62	3	25.54	+.5
Scotts	SMG	2.12	2.6	19	110.12	76.60	708	80.08	-25.2
Sea Ltd n	**SE**	**...**	**...**	**...**	**17.19**	**10.06**	**4232**	**14.30**	+7.3
SbdCp	SEB	6.00	.2	13	4690.00	3725.00	0	3738.97	-15.2
SeabGld g	SA	...	...	...	13.70	9.80	220	11.85	+4.9
SeacorHld	CKH	...	...	...dd	59.00	33.46	190	54.38	+17.7
SeacrMar	SMHI	...	...	...	25.00	11.66	28	23.78	+103.2
Seadrill n	SDRL	...	...	...	25.00	15.76	267	19.08	-9.1
Seadrill	SDLP	.40	11.2	...	4.20	2.60	81	3.57	-2.5
SealAir	SEE	.64	1.5	21	49.94	40.76	1196	42.26	-14.3
Seaspan	SSW	.50	5.8	13	10.72	5.50	772	8.69	+28.7
Seaspn pfE	SSWpE	2.06	8.0	...	26.30	22.81	23	25.65	+3.3
Seaspan 19	SSWN	1.59	6.3	...	26.01	25.08	28	25.24	-1.2
Seaspn pfD	SSWpD	1.99	7.9	...	25.47	21.35	4	25.35	+2.9
Seaspn pfH	SSWpH	...	...	...	25.41	21.26	54	25.15	+6.3
Seaspn pfG	SSWpG	...	...	...	25.99	21.98	12	25.71	+5.8

Name	Ticker Symbol	Div	Yield	PE	52-week High	52-week Low	Vol 1000s	Last	YTD %Chg
Seaspan n	SSWA	...	...	...	25.14	23.15	16	24.73	+1.7
SeaWorld	SEAS	...	...	...dd	23.06	10.42	994	21.95	+61.8
SelEngS n	WTTR	...	...	...	21.96	11.50	589	14.81	-18.8
SelMedHld	SEM	...	...	14	20.05	15.60	972	19.75	+11.9
SelctIns 43	SGZA	1.47	5.8	...	25.83	24.72	4	25.28	+.4
SemGroup	SEMG	1.89	7.8	...dd	30.95	20.20	791	24.25	-19.7
SemiMfg	SMI	...	...	18	9.14	4.49	189	6.22	-27.3
SempraEn	SRE	3.58	3.1	21	122.98	100.49	3968	114.50	+7.1
Sempra pfA	SREpA	...	...	...	107.00	95.95	28	101.60	+2.5
SendGrid n	SEND	...	...	...cc	32.03	17.50	971	26.90	+12.2
SensataT	ST	...	...	18	57.40	43.14		50.49	-1.2
Senseon n	SENS	...	...	...				2.48	
Sensient	SXT	1.32	2.0	22	80.98	65.56	533	66.81	-8.7
SequansC	SQNS	...	...	...dd	3.82	1.44	159	1.96	+2.6
Seritage n	SRG	1.00	2.3	...	49.88	34.07	160	43.37	+7.2
Seritge pfA	SRGpA	1.75	7.3	...	24.52	20.02	20	23.86	-2.0
ServiceCp	SCI	.68	1.8	25	40.28	33.16	1109	37.72	+1.1
ServiceMst	SERV	...	...	34	62.27	39.14	1382	59.04	+15.2
ServcNow	NOW	...	...	...dd	194.81	103.00	2743	184.91	+41.8
Servotr	SVT	.16e	1.6	...cc	12.80	8.50	1	9.80	-12.0
ShakeShk n	SHAK	...	...	99	70.12	30.12	808	65.23	+51.0
ShawCm g	SJR	1.18	...	...	23.44	18.50	414	20.12	-11.9
ShellMidst	SHLX	1.39f	5.9	21	31.19	19.42	662	23.42	-21.5
Sherwin	SHW	3.44	.8	33	435.15	326.68	1518	429.78	+4.8
ShinhanFn	SHG	...	...	...	50.37	36.54	74	39.57	-14.7
ShipFin	SFL	1.40	9.7	15	15.98	12.85	711	14.45	-6.8
▲Shopify n	SHOP	...	...	...dd	175.29	88.21	1537	168.34	+66.7
Shutterstk	SSTK	...	...	39	52.78	29.85	308	47.58	+10.6
SibanyeG	SBGL	.14r	6.1	...	6.50	2.07	3456	2.30	-52.6
SiderurNac	**SID**	**...**	**...**	**...**	**3.55**	**1.91**	**5395**	**2.29**	-6.5
SierraMt n	SMTS	...	...	...	3.00	2.13	15	2.53	+2.2
Sifco	SIF	...	...	...dd	7.95	5.00	1	5.45	-18.0
SignetJwlrs	SIG	1.24f	2.1	...dd	77.94	33.11	1805	59.61	+5.4
Silvrbow n	SBOW	...	...	...	34.76	19.89	27	30.80	+3.6
SlvrcpMt n	SVM	.02	...	53	3.43	2.12	222	2.65	+1.1
SimonProp	SPG	7.80	4.6	23	174.39	145.78	2066	169.80	-1.1
Simon pfJ	SPGpJ	4.19	6.0	...	77.98	66.50	1	70.10	-2.0
SimpsnM	SSD	.88f	1.4	32	67.32	41.79	242	61.48	+7.1
SinopcShg	SHI	...	...	...	74.09	54.77	50	61.81	+8.4
Siteone n	SITE	...	...	81	95.49	48.19	299	88.61	+15.5
SixFlags	SIX	3.12	4.6	22	73.38	51.25	2151	67.16	+.9
Skechers s	SKX	...	...	15	43.08	23.80	8314	27.04	-28.5
Skyline	SKY	...	...	35	34.78	5.49		33.39	+159.8
Smart&Fnl	SFS	...	...	21	10.00	4.45	699	5.50	-35.7
Smartsh n	SMAR	...	...	...	32.79	18.06	302	22.90	+17.4
Smith&N	SNN	.61e	1.7	62	40.41	33.79	297	35.43	+1.2
SmithAO s	AOS	.72	1.2	33	68.39	53.23	2008	59.61	-2.7
Smucker	SJM	3.40f	3.2	14	133.38	96.13	990	107.61	-13.4
SnapInc A n	SNAP	...	...	...	21.22	10.50	15865	13.14	-10.1
SnapOn	SNA	3.28	2.0	16	185.47	140.83	1019	165.70	-4.9
SocCapH n	IPOA	...	...	...	10.85	9.85	114	9.97	-1.2
SocCapH un	IPOA/U	...	...	...	11.58	10.02	857	10.49	-1.1
SocQ&M	SQM	.99e	2.1	...	64.20	38.16	991	46.70	-21.3
Sogou n	**SOGO**	**...**	**...**	**...cc**	**15.50**	**7.91**	**4407**	**10.61**	-8.3
Sol-Wind n	SLWD	...	...	...					
SolarOilf n	SOI	...	...	...	23.98	11.71	1278	13.26	-38.1
Solitario	XPL	...	...	...dd	.86	.37	36	.42	-31.2
SonicAut	SAH	.24	1.3	10	23.60	15.95	274	18.40	-.3
SonocoP	SON	1.64f	2.9	23	57.18	46.55	469	55.74	+4.9
SonyCp	SNE	...	...	...	54.03	36.25	919	52.67	+17.2
Sothebys	BID	.40	.7	17	60.16	42.78	258	53.79	+4.2
SourcC	SOR	1.00	2.5	...q	42.97	38.63	10	40.30	-1.1
SoJerInd s	SJI	1.12	3.3	29	36.41	25.96	536	33.60	+7.6
SthcrssEn	SXE	...	...	...dd	3.19	1.40	76	1.62	-4.1
SCEd pfB	SCEpB	1.02	4.9	...	25.00	20.36	1	21.02	-8.6
SCEd pfC	SCEpC	1.06	4.9	...	25.25	20.30	4	21.75	-8.3
SCEd pfD	SCEpD	1.08	4.9	...	26.43	20.92	1	22.15	-8.1
SCEd pfE	SCEpE	1.20	4.9	...	27.56	22.73	5	24.37	-4.1
SouthnCo	SO	2.40	5.0	53	53.51	42.38	4286	47.54	-1.1
SouthCo 75	SOJA	1.56	6.0	...	27.52	25.60	31	26.11	-3.3
SouthCo ef	SOJB	...	...	...	26.25	23.71	58	24.89	-3.2
SouthCo77 n	SOJC	1.31	5.3	...	25.78	23.25	44	24.58	-3.4
SthnCopper	SCCO	.23e	.5	39	58.09	37.13	1879	46.50	-2.0
SwstAirl	LUV	.64f	1.2	9	66.99	49.76	5781	51.91	-20.7
SwtGas	SWX	2.08	2.7	24	86.87	62.54	174	78.35	-2.6
SwGA Fn	SGB	.48f	2.1	17	26.04	18.50	2	22.65	-5.6
SwstnEngy	SWN	...	...	6	6.72	3.42	12540	5.29	-5.2
SprkNtSE wi	LOV	...	...	...	15.40	10.15	9	12.28	-2.9
▼Sparton	SPA	...	...	18	23.46	16.00	112	16.00	-30.6
SpdFosFr n	EFAX	...	...	...	77.82	67.00	1	70.71	-3.0
SpdDbShDu	STOT	...	...	...	49.99	47.00	11	48.79	-1.2
SpdEmFos	EEMX	...	...	...	76.80	62.13	1	65.14	-6.7
SpdDbEMk	EMTL	...	...	...	52.27	48.10	5	48.86	-3.0
SpecOpps	SPE	1.19e	2.3	...q	16.20	14.48	24	15.13	+1.7
SpcOpp pfB	SPEpB	.88	3.4	...	26.54	24.48		25.69	-.6
SpectraEP	SEP	3.01f	8.3	11	46.47	29.89	674	36.04	-8.9
SpectrmB	SPB	1.68	2.0	15	126.66	60.13		82.95	-26.2
SpeedM	TRK	.60	3.5	18	23.47	16.46	23	17.14	-9.2
SpF LgCap n	FMDG	...	...	...	33.20	26.89	3	30.09	+7.4
SpinMedT n	FFIU	...	...	...	25.15	24.17	1	24.33	-2.0
Spire	SR	2.25	3.1	20	82.85	60.09	185	72.35	-3.7
SpiritAero	SPR	.48	.5	20	105.20	59.68	929	89.19	+2.2
SpiritAir	SAVE	...	...	17	48.81	30.32	1661	40.57	-9.5
SpirMTA n	SMTA	...	...	...	11.19	8.90	412	10.49	+15.0
SpiritRltC	SRC	.72	8.7	12	8.46	6.58	4544	8.23	+7.0
SpiritR pfA	SRCpA	1.50	6.5	...	26.40	20.25	5	23.10	-7.0
▲Spotify n	SPOT	...	...	...dd	190.00	135.51	2174	187.81	+26.0
SpragueRs	SRLP	2.61	10.5	14	29.00	21.80	10	24.75	+2.3
Sprint	S	...	...	3	8.92	4.81	6080	5.40	-8.3
SprottSilv	PSLV	...	...	...q	6.85	5.55	386	5.64	-11.0
SprottGold	PHYS	...	...	...q	11.15	9.83	359	9.90	-6.5
SprottPPP	SPPP	...	...	...	9.91	7.47	57	7.93	-15.1
SprottRL g	SILU	...	...	...				1.25	
▲Square n	SQ	...	...	...	72.21	24.22	12170	69.36	+100.1
STAG Indl	STAG	1.39	5.2	36	28.95	22.42	346	26.68	-2.4
STAG pfB	STAGpB	1.66	6.7	...	26.16	24.91		24.76	-1.9
STAG pfC	STAGpC	...	...	...	27.19	24.76	4	26.31	+.5
StageStrs	SSI	.20	8.7	...	3.25	1.45	183	2.29	+36.3
SP Matls	XLB	.98e	1.7	...q	64.17	53.41	7109	58.72	-3.0
SP HlthC	XLV	1.01e	1.2	...q	91.79	77.82	6467	87.73	+6.1
SP CnSt	XLP	1.28e	2.4	...q	58.95	48.76	15988	52.63	-7.5
SP Consum	XLY	1.12e	1.0	...q	113.31	87.89	4826	111.70	+13.2
SP Engy	XLE	2.04e	2.7	...q	79.42	61.80	10163	75.50	+4.5
SPDR Fncl	XLF	.46e	1.6	...q	30.33	23.79	63103	28.02	+.4
SP Inds	XLI	1.12e	1.5	...q	80.96	66.95	12133	74.29	-1.8
▲SP Tech	XLK	.78e	1.1	...q	73.03	56.67	10776	73.32	+14.7
SpdrRESel	XLRE	...	...	...q	34.02	29.17	2104	32.32	-1.9
SP Util	XLU	1.55e	3.0	...q	57.23	47.37	15699	52.10	-1.1
StdMotor	SMP	.84	1.7	28	54.73	40.56	60	48.55	+8.1
Standex	SXI	.72	.7	22	110.00	89.40	26	104.05	+2.2
StanBlkDk	SWK	2.64f	1.9	19	176.62	130.56	2261	140.14	-17.4
StanB&D 52	SWJ	1.44	5.7	...	26.10	24.88	17	25.33	+.4
StanBlD un	SWP	...	...	...	128.00	104.21	17	108.40	-11.7
Stantec g	STN	.55f	...	17	29.25	24.05	6	25.50	-8.8
StarGas	SGU	.47f	4.8	15	11.35	8.74	23	9.84	-8.5
Starret	SCX	.40	6.1	21	9.40	5.80	8	6.60	-23.3
Startek	**SRT**	**...**	**...**	**53**	**14.27**	**6.11**	**76**	**7.35**	-26.3
StarwdPT	STWD	1.92	8.6	12	22.55	19.47	1479	22.25	+4.2
StateStr	STT	1.68	1.9	15	114.27	84.56	4075	87.75	-10.1
StateSt pfC	STTpC	...	...	...	25.57	24.01	27	25.18	-.1
StateSt pfD	STTpD	...	...	...	28.96	26.00	167	27.10	-1.3
StaStCp pfG	STTpG	...	...	...	28.45	25.50	21	26.08	-3.8
StateSt pfE	STTpE	...	...	...	27.16	25.47	39	26.21	-.9
Statoil ASA	STO	.92e	3.4	...	27.35	17.35		27.14	+26.7
SteelPtrs	SPLP	.38p	...	8	20.70	16.24	21	16.80	-14.1
▲SteelPr pfA	SPLPpA	...	...	...	22.87	19.75	91	22.98	+8.6
Steelcse	SCS	.54f	3.9	...	15.90	12.50	355	13.80	-9.2
StellusCap	SCM	1.36	10.2	11	14.29	11.07	94	13.36	+1.7
StellCap22	SCA	1.44	5.7	...	25.39	24.78	1	25.17	-.6
Stepan	SCL	.82	1.0	20	92.97	68.09	147	81.64	+3.4
▲Steris plc	STE	1.24	1.1	28	112.97	81.54	377	112.70	+28.8
SterlingBc	STL	.28	1.2	14	26.50	21.00	2039	23.00	-6.5
SterlBc pfA	STLpA	...	...	...	26.74	25.65	4	26.40	+.3
StewInfo	STC	1.20	2.7	24	47.37	34.48	71	44.75	+5.8
StifelFin	SF	.48f	.9	17	68.76	44.44	304	53.98	-9.4
Stifel pfA	SFpA	1.56	6.0	...	27.73	24.50	130	26.13	-3.5
Stif 47 ef	SFB	...	...	...	26.20	23.25	12	24.64	-1.2
StoneHEM	EDF	2.16	15.9	...q	17.31	12.80	60	13.61	-14.5
StonHEmM	EDI	1.81	13.8	...q	16.45	12.63	69	13.14	-15.6
StoneMor	**STON**	**1.32**	**34.3**	**...**	**7.64**	**3.44**	**178**	**3.85**	-41.3
Stonerdg	SRI	...	...	24	37.69	15.05	254	33.42	+46.2
StoreCap	STOR	1.24	4.5	23	28.05	22.51	702	27.27	+4.7
StratALL36	GJT	.29	1.4	...	21.85	19.48		21.20	+6.0
Strat D35	GJP	.74	3.2	...	23.69	21.85	0	23.00	+.3
StratGS33	GJS	.32	1.5	...	21.52	19.16		21.08	+4.1
StratNWS95	GJV	1.75	6.7	...	26.72	25.05	1	25.95	+.3
StratPG34	GJR	.27	1.2	...	23.46	20.93		22.25	+1.0
StratUSM	GJH	.64	6.7	...	10.35	9.37	0	9.55	-5.0
StratWMT	GJO	.22	.9	...	23.36	21.73		23.00	+3.3
Stryker	SYK	1.88	1.1	29	179.84	137.70	1283	172.92	+11.7
SturmRug	RGR	1.28f	2.3	19	64.55	43.00	237	55.60	-.4
SubPpne	SPH	2.40	10.1	34	27.05	21.85	95	23.65	-2.4
SumitMitsu	SMFG	...	...	...	9.67	7.33	579	8.11	-6.7
SummitHtl	INN	.72	5.1	13	18.08	12.77	524	14.04	-7.8
SumtH pfC	INNpC	1.78	7.1	...	26.22	25.14		24.90	-2.0
SummtH pfD	INNpD	1.61	6.6	...	27.58	23.50	3	24.50	-3.9
SumHP pfE	INNpE	...	...	...	26.25	22.82	206	23.96	-6.7
SumtMtls n	SUM	.29t	...	24	34.06	24.49	1430	25.28	-19.6
SummitMP	SMLP	2.30	13.8	...cc	24.15	13.10	44	16.70	-18.5
SunCmts	SUI	2.84f	3.0	97	99.97	80.12	383	95.92	+3.4
SunLfFn g	SLF	1.90f	...	...	44.50	37.34	497	40.52	-1.8
SunCokeE	SXC	.99e	...	7	14.32	8.20	286	13.59	+13.3
SunCokeEn	SXCP	1.60m	10.2	9	21.95	14.70	62	15.65	-10.3
Suncor g	SU	1.44	...	...	42.06	30.44	3641	40.72	+10.9
SunlOnl n	STG	...	...	...dd	14.08	6.80	116	7.14	-35.7
SunLink	SSY	...	...	...dd	2.08	1.25	0	1.41	-11.4
SunocoLP	SUN	3.30	12.6	77	33.11	24.46	197	26.16	-7.9
SunstnHtl	SHO	.20	1.2	19	17.60	14.09	1630	16.60	+.4
SunstHt pfE	SHOpE	...	...	...	27.22	24.65	0	26.14	+.1
SunstHt pfF	SHOpF	1.61	6.4	...	26.98	23.60	50	25.25	-2.4
Suntech	STP	...	...	...				.54	
▲SunTrst	STI	1.60	2.2	14	73.37	51.96	4465	72.10	+11.6
SunTr wtB	STI/WS/B	...	...	...	25.36	9.86		24.38	+16.6
SunTr wtA	STI/WS/A	...	...	...	35.62	18.87		34.28	+7.2
SunTr pfA	STIpA	1.50	6.4	...	25.83	23.37	45	23.61	-4.0
SunTr pfE	STIpE	1.47	6.0	...	25.85	25.06		24.70	-2.1
SupDrillg	**SDPI**	**...**	**...**	**...dd**	**2.33**	**.65**	**31**	**1.60**	+8.8
SupEnrgy	SPN	.32	3.4	...dd	12.73	7.66	4878	9.48	-1.6
SuperiorInd	SUP	.36	2.1	26	20.65	12.70	135	16.95	+14.1
Supvalu rs	SVU	...	...	10	26.18	13.60	1393	19.62	-9.2
SuthrlAs n	SLD	1.52	9.2	...	16.70	13.55	69	16.50	+8.9
SuthrAsM23	SLDA	1.75	6.6	...	26.49	24.58	0	26.34	+2.7
SwEBioFu23	FUE	...	...	...	8.34	6.00		6.23	-11.0
SwEGrain23	GRU	...	...	...	3.96	3.22	2	3.37	+.8
SwRCmETR	RJN	...	...	...	3.72	1.87	20	3.13	+12.0
SwRCmMTR	RJZ	...	...	...	9.20	7.81	0	8.01	-10.3
SwLgCap22	EEH	...	...	...q	20.52	18.00		20.43	+4.4
SwRCmATR	RJA	...	...	...	6.48	5.79	53	5.93	-1.2
SwERCmTR	RJI	...	...	...	5.96	4.85	56	5.48	+1.5
SwisHelv	SWZ	.64e	.2	...q	13.74	12.01	22	12.81	+.4
Switch n	SWCH	.03e	...	...	20.45	11.85	803	13.25	-27.2
Synchrony	SYF	.60	1.8	12	40.59	28.33	4283	33.82	-12.4
Synnex	SNX	1.40	1.5	12	141.94	93.87	272	96.18	-29.3
Synovs pfC	SNVpC	1.97	7.9	...	27.36	25.28		24.94	-4.5
SynovusFn	**SNV**	**1.00**	**2.0**	**18**	**57.40**	**40.27**	**5350**	**50.33**	+5.0
SynthBiol	SYN	...	...	...dd	1.05	.19	380	.20	-60.0
Sysco	SYY	1.44	2.1	28	71.56	50.05	2526	70.23	+15.6
▲Systemax	SYX	.22	.5	44	46.05	17.33	212	45.83	+37.8

- T -

Name	Ticker Symbol	Div	Yield	PE	52-week High	52-week Low	Vol 1000s	Last	YTD %Chg
TAL Educ s	TAL	...	...	...cc	47.63	23.58	5050	39.79	+33.9
TC PpLn	TCP	2.60m	8.3	10	58.52	22.64	481	31.21	-41.2
TCF Fncl	TCF	.60	2.4	16	27.34	14.58	1078	25.44	+24.1
TCF Fn wt	TCF/WS	...	...	...	5.45	.91		5.30	+34.4
TCF deo pfC	TCFpD	...	...	...	26.06	23.92	12	24.78	-3.7
TCF F pfC	TCFpC	1.61	6.4	...	26.19	25.09		25.10	-2.3
TCW Strat	TSI	.21	3.7	...q	6.01	5.34	24	5.53	-5.8
TE Connect	TEL	1.76f	1.9	27	108.23	77.15	2808	94.00	-1.1
THL Crd21	TCRX	...	...	...	26.31	25.07	4	25.42	+.8
THLCred22	TCRZ	1.69	6.6	...	26.98	25.40	1	25.54	-1.5
THLCSenL	TSLF	1.32	7.7	...q	18.21	16.30	26	17.22	+2.1
TIM Part	TSU	.28e	1.6	...	23.12	16.17	763	17.08	-11.5
TJX	TJX	1.56	1.6	22	98.12	66.44	2431	97.01	+26.9
TPG Pace n	TPGE	...	...	...	12.88	9.67	1968	12.78	+31.2
TPG Pac n	TPGH	...	...	...	10.15	9.67	4	10.10	+3.8
TPG RE n	TRTX	1.72f	8.3	25	21.05	18.22	165	20.63	+8.3
TPG SpLnd	TSLX	1.56	8.2	9	21.74	17.00	360	19.08	-3.6
▲TableauA	DATA	...	...	...dd	111.94	63.41	560	108.32	+56.5
TahoeRes	TAHO	.24	5.5	...	7.00	3.76	2734	4.40	-8.1
TailorBr	TLRD	.72	3.4	12	35.94	10.00	1607	21.37	-2.1
Taiwan	TWN	...	...	...q	22.25	19.25	1	20.19	-3.3
TaiwSemi	TSM	.73e	1.8	18	46.57	35.34	7018	40.39	+1.9
Takung n	TKAT	...	...	33	5.05	1.19	6	1.32	-47.4
TallgELP n	TEGP	1.95f	8.7	...dd	28.94	17.14		22.33	-13.2
TalosEn rs	TALO	...	...	...dd	40.16	19.43	130	35.27	+9.7
StneEn wt	SGY/WS	...	...	...	7.50	1.92		7.21	+44.2
TangerFac	SKT	1.40f	5.9	12	27.88	19.86	788	23.75	-10.4
TanzRy g	TRX	...	...	...	.68	.24	131	.43	+54.3
Tapestry	TPR	1.35	2.8	30	55.50	38.70	1664	47.97	+8.5
TargaRes	TRGP	3.64	7.0	...	53.24	39.59	1894	52.03	+7.5
TargaR pfA	NGLSpA	2.25	8.4	...	27.35	25.82	7	26.84	+1.4
▲Target	TGT	2.56f	3.2	15	79.59	53.90	5504	79.36	+21.6
TaroPhrm	TARO	...	...	11	128.46	93.01	15	113.14	+8.1
Taseko	TGB	...	...	...	2.46	.92	712	.94	-59.7
TataCom	TCL	...	...	...				6.62	
TataMotors	TTM	...	...	...	35.82	18.20	955	18.78	-43.2
Taubmn	TCO	2.62f	4.4	21	66.61	44.78	287	59.65	-8.8
Taub pfJ	TCOpJ	1.63	6.4	...	25.58	23.61	26	25.37	+1.0
Taub pfK	TCOpK	1.56	6.2	...	26.16	22.72	2	25.13	-.4
TaylorMH	TMHC	...	...	13	28.42	19.66	1390	20.51	-16.2
Team	TISI	...	...	...dd	24.55	10.45	220	22.15	+48.7
Technip	FTI	.13	...	17	35.00	24.53	2942	29.94	-4.4
TeckRes g	TECK	.16e	...	...	30.80	19.42	2461	24.88	-4.9
▼Teekay	TK	.22	3.2	...dd	10.90	6.84	589	6.77	-27.4
TeekLNG	TGP	.56	3.4	83	21.65	15.80	122	16.50	-18.1
TeekLN pfA	TGPpA	2.25	8.6	...	26.36	24.20	20	26.06	+3.2
TeekOffsh	TOO	.04m	1.6	85	3.12	2.14	147	2.54	+7.6
TeekOf pfA	TOOpA	1.81	8.0	...	24.49	15.56	4	22.72	-1.5
TeekOf pfB	TOOpB	2.13	8.5	...	26.00	16.81	8	24.88	+.1
TeekOf pfE	TOOpE	2.22	8.9	...	25.20	24.06	10	24.95	-.4
TeekayTnk	TNK	.21	20.8	14	1.95	.96	1619	1.01	-27.9
Tegna	TGNA	.28	2.6	6	15.60	10.00	1389	10.78	-23.4
TejonRnch	TRC	...	...	...cc	26.25	18.59	101	24.07	+15.9
TeklaHlth	HQH	1.92e	8.5	...q	26.29	20.36	117	22.64	+.4
TeklaHcrOp	THQ	1.35a	7.7	...q	19.00	16.02	77	17.57	+.3
TeklaLfSci	HQL	1.95e	9.8	...q	22.24	18.01	71	19.92	+1.5
TeklaWH n	THW	1.40	10.5	...q	15.28	12.47	78	13.28	-2.4
TelInstEl	**TIK**	**...**	**...**	**33**	**6.35**	**2.05**	**35**	**2.34**	-10.1
Teladoc n	**TDOC**	**...**	**...**	**...**	**71.30**	**27.35**	**3659**	**63.70**	+82.8
Telaria n	TLRA	...	...	...dd	5.30	3.42	137	3.93	-2.5
TlcmArg	TEO	.71e	3.6	...	40.19	17.00	122	19.91	-45.6
TelItalia	TI	...	...	...	11.28	6.69	249	6.97	-19.2
TelItaliaA	TI/A	.30e	4.9	...	9.60	6.09	586	6.18	-14.3
Teledyne	TDY	...	...	33	214.32	135.41	98	211.15	+16.6
Teleflex	TFX	1.36	.5	34	288.78	197.72	111	275.20	+10.6
TelefBrasil	VIV	.64e	5.4	14	17.33	11.20	1126	11.71	-21.0
TelefEsp	TEF	1.20e	13.8	...	11.58	8.41	1347	8.66	-10.5
TelData	TDS	.64	2.6	8	29.87	23.54	482	24.24	-12.8
TelData45	TDI	1.66	6.5	...	26.61	23.29	1	25.60	+.2
TelData 61	TDA	1.47	5.9	...	25.64	23.11	5	24.79	-.4
TelData60	TDJ	1.75	6.9	...	26.20	23.95	66	25.33	+.2
TelData59	TDE	1.72	6.7	...	26.21	24.26	4	25.67	+1.4
Telus gs	TU	2.10	...	...	38.50	34.28	226	36.01	-4.9
TmpDrgn	TDF	4.00e	2.3	...q	24.65	19.87	39	21.52	
TmpEMF	EMF	1.28e	2.1	...q	18.00	14.17	23	14.89	-9.3
TmpEMI	TEI	.80a	7.6	...q	11.98	10.18	115	10.49	-6.1
TmpGlb	GIM	.30	4.8	...q	6.77	6.09	453	6.22	-3.7
TempurSly	TPX	...	...	14	68.05	41.10	686	51.09	-18.5
Tenaris	TS	.69e	1.9	...	40.64	25.91	1648	36.69	+15.2
TenetHlth	THC	...	...	...dd	38.81	12.25	1477	36.91	+143.5
Tengsco	**TGC**	**...**	**...**	**...dd**	**2.47**	**.55**	**180**	**.97**	+21.1
Tennant	TNC	.84	1.1	...cc	82.20	59.00	84	78.45	+8.0
Tenneco	TEN	1.00	2.3	7	65.59	41.78	1032	44.15	-24.6
TVA 28	TVC	.96	4.0	...	25.97	23.29	9	24.07	-4.1
TVA 29	TVE	.84	3.5	...	26.98	23.22	21	23.89	-4.4
Teradata	TDC	...	...	25	44.27	28.84	1190	40.86	+6.2
Teradyn	TER	.36	.9	31	50.68	32.06	2719	40.38	-3.6
Terex	TEX	.40	.9	38	50.17	35.30	1228	43.12	-10.6
Ternium	TX	1.10e	3.0	11	42.43	26.37	429	36.92	+16.9
TerraNitro	TNH	5.15e	6.1	10	89.60	75.20		83.96	+5.2
TerrenoRlt	TRNO	.88	2.4	33	39.27	31.56	289	36.46	+4.0
TetraTech	TTI	...	...	...dd	4.87	1.85	311	4.28	+.2
TeucrCorn	CORN	...	...	...q	19.09	15.66	50	16.24	-3.1
TeucrSug	CANE	...	...	...q	10.50	6.91	22	7.10	-27.4
TeucrWht	WEAT	...	...	...q	7.51	5.80	50	6.48	+8.0
TeucrSoyb	SOYB	...	...	...q	19.47	15.36	163	16.18	-9.5
TeucrmAgs	TAGS	...	...	...q	25.70	20.50		20.50	-7.2
TevaPhrm	TEVA	.73e	3.2	7	33.24	10.85	5710	23.18	+22.3
TexPacLd	TPL	.29f	...	...cc	816.28	315.20	8	778.50	+74.3
Textainer	TGH	.96	6.4	...dd	26.50	13.80	70	15.00	-30.2
Textron	TXT	.08	.1	36	69.36	47.24	1699	67.00	+18.4
Thai	TTF	.25e	...	...q	11.31	8.61		11.27	+4.7
ThermoFis	TMO	.68	.3	28	226.44	170.07	2333	221.40	+16.6
Thermon	THR	...	...	49	26.50	15.74	72	24.03	+1.5
ThirdPtRe	TPRE	...	...	11	17.10	12.28	534	12.70	-13.3
ThomsonR	TRI	1.38	3.3	18	48.61	36.52	455	42.04	-3.6
Thor Inds	**THO**	**1.48**	**1.6**	**11**	**161.48**	**89.89**	**2234**	**92.52**	-38.6
3D Sys	**DDD**	**...**	**...**	**55**	**18.42**	**7.92**	**4291**	**13.71**	+58.7
▼3M Co	MMM	5.44f	2.7	30	259.77	191.44	8154	200.68	-14.7
Tidwtr	TDW	1.00	3.1	...dd	35.98	.86	384	32.49	+33.2
Tidwtr wtA	TDW/WS/A	...	...	...					
Tidwtr wtB	TDW/WS/B	...	...	...					
TierREIT n	TIER	.72	3.1	...cc	24.22	16.67	171	23.38	+14.7
▲Tiffany	TIF	2.20f	1.6	41	138.99	86.15	1283	137.93	+32.7
Tillys	TLYS	...	...	36	16.57	8.42	105	15.06	+2.0
Timken	TKR	1.12f	2.5	17	55.65	41.85	631	44.35	-9.8
TimknSteel	TMST	...	...	...dd	20.24	12.54	336	18.17	+19.6
Titan Intl	TWI	.02	.2	...dd	14.53	7.97	225	10.21	-20.7
TollBros	TOL	.44	1.2	11	52.73	35.72	2543	36.25	-24.5
Tompkins	TMP	1.92	2.2	22	91.99	71.27	35	89.17	+9.6
TootsieR	TR	.36b	1.2	27	37.48	27.45	63	29.80	-15.7
TopBuild n	BLD	...	...	33	87.21	51.64	275	77.75	+2.7
Torchmark	TMK	.64	.8	7	93.60	74.48	459	84.52	-6.8
Trchmk pfC	TMKpC	...	...	...	27.68	25.44	12	26.08	-2.5
Toro Co s	TTC	.80f	1.3	24	73.86	56.60	620	60.38	-7.4
TorDBk gs	TD	2.68	...	...	75.46	49.91	2774	57.91	-1.1
MonTNAPpl	TPYP	.45p	...	...q	24.31	20.22	48	23.67	+1.3
TortWat n	TBLU	...	...	...q	30.84	25.65		28.82	-3.3
TortEnInd	NDP	1.75	13.4	...q	15.44	10.70	39	13.05	-1.7
TortEnInf	TYG	2.62	9.5	...q	32.40	24.24	111	27.63	-5.0
TortMLP	NTG	1.69	10.9	...q	21.09	14.91	869	15.45	-12.0
TortPplE	TTP	1.63m	9.3	...q	20.37	15.55	21	17.58	-6.5
TortPw&E	TPZ	1.65	8.6	...q	21.77	17.51	24	19.13	-7.1
Total SA	TOT	2.71e	4.4	...	64.59	49.55	2140	61.95	+12.1
▲TotalSys	TSS	.52	.6	23	91.67	61.60	1286	90.57	+14.5
TowerIntl	TOWR	.48	1.5	14	34.55	21.25	76	31.15	+2.0
TownsqMda	TSQ	.30	4.6	9	11.58	6.03	55	6.52	-15.1
Toyota	TM	...	...	...	140.99	109.10	118	132.58	+4.3
TrCda g	TRP	2.76	6.2	17	51.85	39.16	597	44.28	-9.0
TransEntx	**TRXC**	**...**	**...**	**...dd**	**6.04**	**.60**	**10466**	**5.05**	+161.7
TransUn n	TRU	.07p	...	29	75.99	41.07	2228	73.57	+33.9
Trnsalta g	TAC	.23	...	...	6.58	4.75	8	5.35	-10.1
TrnsatlPet	TAT	...	...	...dd	2.18	.58	35	1.17	-15.8
TrnsRty	TCI	.20p	...	...dd	52.00	20.37	2	36.13	+15.4
TransDigm	TDG	24.00	...	25	368.34	249.57	342	363.66	+32.4
TrnsMont	TLP	3.18f	7.9	16	47.45	33.98	26	40.25	+2.0
Transocn	RIG	...	...	...dd	14.34	7.20	10476	12.67	+18.6
TrGasSur	TGS	...	...	...	24.22	11.76	82	14.82	-33.3
Travelers	TRV	3.08f	2.5	17	150.55	113.76	1891	124.75	-8.0
Travelport	TVPT	.30	1.6	...	20.30	12.10	556	18.79	+43.8
TrecoraRs	TREC	...	...	21	15.60	10.25	22	15.00	+11.1
▲Tredgar	TG	.44	1.7	34	24.95	14.70	91	25.15	+31.0
TreeHseF	THS	...	...	16	85.99	36.35	639	49.85	+.8
Trex s	TREX	...	...	38	69.27	35.96	239	66.21	
TriPointe	TPH	...	...	13	19.55	12.28	1199	15.94	-11.0
TriContl	TY	1.02e	3.8	...q	28.32	22.63	42	27.16	+.8
TriCntl pf	TYp	2.50	4.9	...	52.95	48.56	2	50.90	+1.0
TrianglCap	TCAP	1.20	9.8	...	17.56	8.91	573	12.21	+28.7
Triangle 22	TCCA	1.59	6.3	...	25.87	24.09	2	25.19	+.3
TriangC 22	TCCB	1.59	6.3	...	25.93	23.99	0	25.16	-.2
TribMda A	TRCO	1.00	3.0	11	43.71	31.61	2025	32.85	-22.7
TrilogyMtl	TMQ	...	...	...	1.87	.69	529	1.82	+67.0
TrimShrk n	TTAC	...	...	...	38.16	29.09	19	36.68	+8.8
TrimAllC n	TTAI	...	...	...	29.03	25.30	1	27.13	-.2
TriNetGrp	TNET	...	...	37	57.76	31.52	179	56.00	+26.3
Trinity	TRN	.52	1.4	8	38.25	26.80	2472	36.63	-2.2
TrinityPlce	TPHS	...	...	...	7.59	5.86	9	6.51	-6.3
Trinseo SA	TSE	1.60f	2.2	8	85.35	57.70	168	71.90	-1.0
TrioTch	**TRT**	**...**	**...**	**15**	**8.47**	**4.05**	**30**	**5.01**	-28.6
TriplePtV	TPVG	1.44	10.6	8	14.19	11.12	96	13.60	+7.2
TripPt22 n	TPVY	...	...	...	26.99	24.77	4	25.20	-2.6
Triple-S	GTS	...	...	34	44.01	15.05	97	37.19	+49.7
TritonInt n	TRTN	2.08f	6.7	...	43.85	27.76	278	30.90	-17.5
TriumphGp	**TGI**	**.16**	**.8**	**4**	**34.58**	**17.75**	**688**	**19.20**	-29.4
Tronox	TROX	.18	1.0	57	28.40	16.70	2476	18.26	-11.0
TrueBlue	TBI	...	...	17	29.50	19.30	144	27.90	+1.5
Tsakos	TNP	.20	5.9	...	5.03	3.11	80	3.37	-13.8
TsakE pfB	TNPpB	2.00	7.8	...	26.08	24.80	3	25.50	+.8
Tsakos pfC	TNPpC	2.22	8.8	...	26.05	25.00	9	25.09	-1.6
Tsakos pfD	TNPpD	2.19	8.8	...	26.65	24.04	4	24.77	
TsaksE p E	TNPpE	...	...	...	25.89	24.58	19	24.99	-.9
Tuppwre	TUP	2.72	6.7	...dd	69.84	39.62	859	40.77	-35.0
Turkcell	**TKC**	**...**	**...**	**...**	**11.29**	**5.69**	**1327**	**5.87**	-42.5
▲TurnPtBr n	TPB	.16	.5	...	33.56	14.45	72	33.19	+57.1
TurqHillRs	TRQ	...	...	26	3.59	2.63	1838	2.82	-17.8
TutorPerini	TPC	...	...	9	29.90	17.55	197	18.30	-27.8
22ndCentry	XXII	...	...	...dd	4.44	1.33	1609	2.48	-11.4
Twilio n	TWLO	...	...	...	65.37	23.25	1917	62.06	+163.0
Twitter	TWTR	...	...	...dd	47.79	15.67	22400	42.17	+75.6
TwoHrb pfA	TWOpA	2.03	7.5	...	28.17	25.38	3	27.00	-1.0
TwoHrb pfB	TWOpB	1.91	7.5	...	27.06	24.54	17	25.50	-2.9
TwoHrbI rs	TWO	1.88	12.1	6	16.83	13.85	1755	15.60	-4.1
TwoHrIn pfC	TWOpC	...	...	...	25.38	23.26	24	24.45	-2.5
▲TylerTech	TYL	...	...	55	240.98	165.14	126	236.92	+33.8
Tyson	TSN	1.20	1.9	12	84.65	61.47	2430	63.10	-22.2

- U -

Name	Ticker Symbol	Div	Yield	PE	52-week High	52-week Low	Vol 1000s	Last	YTD %Chg
UBS 3xLCr	WTIU	...	...	...	41.02	11.75	4	33.14	+40.8
UBS 3xInvC	WTID	...	...	...	36.77	6.75	7	7.94	-48.1
VelDlyIn n	EXIV	...	...	...	61.00	26.21	9	37.17	-23.2
VelLngVS n	EVIX	...	...	...	23.61	8.45		8.70	-27.4
▲UBS FILCG	FBGX	...	...	...q	278.32	161.21	1	276.40	+21.7
UBS2xSPDiv	SDYL	3.40e	4.0	...q	91.38	59.18	2	84.06	-1.7
UBS Grp	UBS	.69e	4.3	...	20.89	14.89	3326	16.05	-12.7
UDR	UDR	1.29	3.5	23	40.33	32.88	1373	36.55	-5.1
UGI Corp	UGI	1.04f	2.0	11	54.09	42.51	631	52.74	+12.3
UMH Prop	UMH	.72	4.6	30	16.80	11.38	204	15.57	+4.5
UMH pfB	UMHpB	2.00	7.4	...	28.10	25.92	0	27.14	-.6
UMH pfC	UMHpC	1.69	6.5	...	28.46	24.56	2	26.17	-3.6
UQM Tech	**UQM**	**...**	**...**	**...dd**	**1.79**	**.71**	**128**	**.94**	-32.4

Continued on **next page**

Continued from **previous page**

NYSE

Name	Ticker Symbol	Div	Yield	PE	52-week High	52-week Low	Vol 1000s	Last	YTD %Chg
US FdsHl n	USFD	...	...	26	40.52	25.43	1684	39.62	+24.1
US Geoth rs	HTM	...	...	...cc	5.50	3.11		5.45	+58.0
USPhysTh	USPH	.92	.9	58	106.00	56.50	47	104.30	+44.5
US Silica	SLCA	.25	1.0	31	38.70	23.11	1847	24.13	-25.9
US XprE n	USX	...	...	...	16.94	16.05		16.62	-.4
USA Cmp	USAC	2.10	12.5	...dd	19.33	14.55	202	16.85	+1.9
Usaa USA Vl	ULVM	...	...	...	55.24	48.81	70	52.37	+.7
Usaa SCVal	USVM	...	...	...	55.88	47.00	1	54.89	+8.2
USAA IntlVl	UIVM	...	...	...	55.54	47.64	1	48.99	-4.8
Usaa EMVl	UEVM	...	...	...	56.13	45.42	3	46.67	-9.1
Usaa STrBd	USTB	...	...	...	54.88	49.34	1	49.36	-1.4
Usaa IntBd	UITB	...	...	...	50.30	48.09	0	48.44	-3.5
USANA s	USNA	...	...	28	121.15	52.80	160	109.15	+47.4
USCF Oil n	USOU	...	...	...	80.79	22.66	2	64.73	+50.6
USCF ShOil	USOD	...	...	...	26.29	4.69	2	5.69	-49.7
USCF shpei	BUY	...	...	...	28.70	23.45		27.70	+9.4
USCF shpen	BUYN	...	...	...	28.15	23.45		28.10	+8.4
USD Ptrs	USDP	1.41f	13.5	...	12.00	9.00	32	10.45	-7.1
USG	USG	...	...	24	43.40	25.60	1367	43.07	+11.7
Ultrapar	**UGP**	**.55e**	**4.7**	**...**	**26.48**	**10.70**	**569**	**11.70**	-48.5
UndrArm s	UAA	...	...	36	24.70	11.40	5314	20.61	+42.8
UnAr C wi	UA	...	...	...	22.68	10.36	2736	19.24	+44.4
Unifi	UFI	...	...	15	39.21	27.98	36	31.04	-13.5
UniFirst	UNF	.45f	.2	24	193.05	135.95	43	186.80	+13.3
UnilevNV	UN	1.43e	2.5	...	61.62	51.56	897	57.09	+1.4
Unilever	UL	1.48e	2.6	...	60.13	50.74	615	56.36	+1.8
UnionAc un	LTN/U	...	...	...	10.30	10.00		10.27	+2.3
UnionPac	UNP	2.92	2.1	10	148.33	101.06	4084	142.39	+6.2
UniqueF n	UFAB	.60	7.0	10	9.70	7.05	2	8.56	+15.4
Unisys	UIS	...	...	...dd	15.05	6.90	938	13.75	+68.7
Unit	UNT	...	...	13	28.68	15.29	501	25.09	+14.0
UtdContl	UAL	...	...	12	81.91	56.51	3847	80.04	+18.8
UtdMicro	UMC	.09e	3.1	...	3.14	2.21	1552	2.88	+20.5
UPS B	UPS	3.64	3.2	19	135.53	101.45	2646	112.44	-5.6
UtdRentals	URI	...	...	8	190.74	106.52	1469	147.94	-13.9
USNatGas	UNL	...	...	...q	10.28	8.54	1	9.01	-1.9
US12MoOil	USL	...	...	...q	25.74	16.50	4	24.49	+17.1
USAntimny	UAMY	...	...	...	.59	.20	122	.54	+68.8
US Bancrp	USB	1.20	2.3	13	58.50	48.49	5435	51.65	-3.6
US Bcp pfA	USBpA	35.49e	3.9	...	935.00	873.48	0	921.01	+3.7
US Bcp pfH	USBpH	.89e	3.7	...	24.32	21.61	40	23.96	+6.1
US Bcp pfM	USBpM	1.63	5.8	...	29.87	27.24	44	27.83	-1.4
US Bcp pfO	USBpO	1.29	5.1	...	26.30	23.95	11	25.12	-.6
US Bc pfN	USBpN	...	...	...					
US Brent	BNO	...	...	...q	22.42	12.88	219	20.64	+14.0
US Cellular	USM	...	...	44	41.82	32.06	139	33.10	-12.0
US Cellu60	UZA	1.74	6.9	...	26.26	23.80	54	25.26	+.1
US Cellu 63	UZB	1.81	7.0	...	26.95	24.46	6	25.90	+.7
US Cell64	UZC	1.81	7.0	...	27.40	24.55	15	25.78	-.5
USCmdtyFd	USCI	...	...	...q	45.44	38.39	58	41.84	-1.6
USDslHtOil	UHN	...	...	...q	21.76	14.74	2	20.30	+5.0
US GasFd	UGA	...	...	...q	36.45	25.00	16	33.61	+5.5
USCoppFd	CPER	...	...	...q	21.26	17.01	31	17.70	-16.0
USAgriFd	USAG	...	...	...q	18.21	15.55	1	15.88	-3.8
US NGas rs	UNG	...	...	...q	27.92	20.40	1165	22.32	
US OilFd	USO	...	...	...q	15.25	9.34	19961	14.23	+18.5
US ShrtOil	DNO	...	...	...q	73.75	43.86	4	46.77	-17.6
USSteel	X	.20	.5	22	47.64	22.38	8052	37.87	+7.6
UtdTech	UTX	2.80	2.1	23	139.24	109.10	8116	134.24	+5.2
UtdhlthGp	UNH	3.60f	1.4	23	259.01	186.00	2473	253.76	+15.1
UNITIL	UTL	1.46	2.8	27	53.07	40.92	21	51.49	+12.9
Univar n	UNVR	...	...	52	31.95	25.57	551	27.37	-11.6
UnvslCp	UVV	3.00f	4.5	9	71.60	45.95	107	66.15	+26.0
UnvHR	UHT	2.64	4.1	37	83.73	53.00	38	63.95	-14.9
UnivHlthS	UHS	.40	.3	15	128.15	95.26	1000	114.33	+.9
▲Univ Insur	UVE	.64a	1.7	13	38.20	15.08	195	37.75	+38.0
UnvSecInst	UUU	...	...	...dd	3.50	1.05	3	1.36	-20.2
UnivTInst	UTI	.08	2.5	...dd	3.78	2.21	24	3.17	+32.1
UnumGrp	UNM	1.04f	2.7	2	58.73	36.15	1509	38.40	-30.0
Ur-Energy	URG	...	...	71	.79	.50	859	.71	+3.1
UraniumEn	UEC	...	...	...dd	2.00	.96	1546	1.55	-12.4
UrbnEdg n	UE	.88	3.9	26	26.19	19.51	497	22.35	-12.3
UrstdBid	UBP	1.06f	5.9	36	18.92	15.36	1	17.91	+5.7
UrsBidA	UBA	1.08f	4.8	30	23.94	17.20	166	22.52	+3.6
UrsBid pfG	UBPpG	1.69	6.7	...	26.60	24.78	3	25.11	-4.5
UrstBid pfH	UBPpH	1.56	6.4	...	26.88	22.97	31	24.54	-6.2
- V -									
VF Corp	VFC	1.84	2.0	48	93.51	57.97	2096	91.48	+23.6
VICI Pr n	VICI	.64	3.1	...	21.33	17.58	1147	20.48	-2.0
VOC EnTr	VOC	.47e	7.4	13	6.66	3.15	58	6.32	+6.8
VaalcoE	EGY	...	...	...	3.38	.68	649	3.05	+337.6
VailRsrt	MTN	5.88	2.1	29	291.61	200.68	266	281.01	+32.3
Vale SA	VALE	.29e	2.1	13	15.24	9.04	27395	13.77	+12.6
ValeroE	VLO	3.20	3.0	29	126.98	64.22	3302	107.27	+16.7
ValeroEPt	VLP	2.03f	5.1	14	48.66	33.25	80	39.98	-10.2
Valhi	VHI	.08	1.5	47	9.24	2.13	100	5.17	-16.2
Validus pfA	VRpA	...	...	...	26.32	24.12	8	25.86	-.2
Validus pfB	VRpB	...	...	...	26.23	24.15	10	25.43	-.7
VlyNBcp	VLY	.44	3.4	22	13.38	10.61	1966	12.98	+15.7
VlyNB wt18	VLY/WS	...	...	...	.28	.04		.15	+32.7
VlyNBc pfA	VLYpA	1.56	5.9	...	29.33	25.83	7	26.44	-4.7
VlyBcp pfB	VLYpB	...	...	...	28.11	24.99	14	25.79	-2.5
Valmont	VMI	1.50	1.1	22	176.35	135.40	204	138.85	-16.3
Valvoline n	VVV	.30	1.3	...	25.63	19.86	764	22.25	-11.2
VanEMGold	OUNZ	...	...	...q	13.44	11.95	16	12.03	-6.4
VanEGold	GDX	.06e	.3	...q	25.58	20.84	45244	21.62	-7.0
VnE LgFl n	LFEQ	...	...	...	28.49	24.56	8	27.35	+3.9
VanE Grn n	GRNB	...	...	...	27.50	25.81	12	26.08	-3.4
VnEkSteel	SLX	.40e	.8	...q	51.92	39.22	36	48.02	+4.7
MV Pharm	PPH	1.30e	2.2	...q				58.24	
VnEkHiIn rs	YMLP	...	...	...q	25.49	20.51	5	22.13	-5.2
VanE Env	EVX	.53e	.6	...q	97.00	77.29	0	91.92	+5.8
VanE 12-17 n	ITML	...	...	...					
VanE USBd	IGEM	...	...	...q	25.19	23.27		23.27	-5.4
VanE EMHi	HYEM	1.57	6.8	...q	24.95	22.68	44	22.97	-6.2
VanEHiYM	HYD	1.45	4.6	...q	31.51	30.60	264	31.42	+.7
VanE ChiBd	CBON	.68e	...	...q	24.34	22.43	0	22.45	-1.1
VnEkShHY	SHYD	.81	3.3	...q	25.30	24.04	34	24.54	+1.4
VanE TrH n	THHY	...	...	...					
VnEkRus	RSX	.01e	...	...q	24.33	19.73	7762	21.04	-.8
VanE BDC	BIZD	1.47e	8.7	...q	18.20	15.39	47	16.96	+2.2
VEckPfSec	PFXF	1.24e	6.3	...q	20.27	18.60	103	19.60	-.3
VanE FallA	ANGL	1.63e	4.7	...q	30.39	28.56	132	28.87	-3.6
VanE IntHY	IHY	1.26	5.1	...q	26.20	24.18	18	24.63	-3.9
VanE Reit	MORT	2.36e	7.9	...q	25.30	21.20	41	23.85	-.9
VnEkCfMun	XMPT	1.35	5.3	...q	27.65	24.80	10	25.35	-4.8
VanE EmM	EMAG	.92	4.5	...q	22.45	20.25	5	20.62	-5.6
VanE IGFlt	FLTR	.15e	.6	...q	25.41	25.15	115	25.28	
VanE EMBd	EMLC	.98	5.7	...q	19.91	16.75	2994	17.21	-9.3
VanEAltEn	GEX	1.07e	1.8	...q	64.75	56.84	4	59.47	-2.8
VEckMun	PRB	.15e	.6	...q	24.68	24.08		24.31	+.1
VnEkSMu	SMB	.20	1.2	...q	17.67	17.05	12	17.32	+.5
VanE LgMu	MLN	.62	3.1	...q	20.43	19.41	21	19.83	-2.5
VanEIntMu	ITM	.54	2.3	...q	24.33	23.25	189	23.61	-1.9
VnEkHiInInf	YMLI	1.20	9.1	...q	15.00	11.07	9	13.20	-1.7
VanE GenDr	GNRX	...	...	...	26.68	20.60	1	25.07	+3.1
VanE OilR	CRAK	...	...	...q	33.85	24.08	12	32.83	+6.9
V IntMoat	MOTI	...	...	...q	36.88	32.00	52	33.40	-2.1
VEckNucl	NLR	1.72e	3.4	...q	54.27	45.37		51.26	+4.5
VnEkGlSpin	SPUN	...	...	...q	25.99	21.84	1	25.41	+5.2
VanEChAMC	CNXT	...	...	...q	37.10	27.75	7	29.48	-14.8
VanE Israel	ISRA	.44e	1.4	...q	32.47	27.63	1	32.23	+6.1
VanEWMoat	MOAT	.41e	.9	...q	46.20	38.21	75	44.82	+5.6
VanE UncOG	FRAK	.06e	.3	...q	18.24	12.59	23	17.38	+11.0
VnEkSemi	SMH	.58e	.6	...q	114.55	84.08	10419	105.26	+7.6
▲VnEkRtl]	RTH	1.39e	1.3	...q	104.38	77.47	7	103.46	+13.2
VanE Agri	MOO	1.10e	1.8	...q	65.86	55.35	19	62.74	+1.9
VEckOilSvc	OIH	.47e	1.9	...q	29.87	21.70	9937	24.85	-4.6
▼VnEkRusSC	RSXJ	.81e	2.3	...q	44.21	34.87	1	34.69	-15.4
VEckVcREr	REMX	.50a	2.2	...q	32.97	20.18	56	23.08	-23.3
VEckChina	PEK	1.41e	1.2	...q	54.26	39.14	10	41.66	-13.7
VnEkIndSC	SCIF	.57e	1.2	...q	72.57	46.05	32	48.68	-28.2
VanE Egyp	EGPT	...	...	...q	40.97	26.30	5	33.69	+3.0
VEckPoland	PLND	.29e	1.7	...q	21.80	15.47	2	16.99	-14.0
VanE JrGld	GDXJ	...	...	...q	37.76	29.84	6500	32.05	-6.1
VanE Coal	KOL	.13	.8	...	18.49	14.15	28	16.06	+.2
VnEk Viet	VNM	.32e	2.0	...q	20.50	14.03	141	15.87	-11.2
VanEBrzSC	BRF	...	...	...q	26.12	17.34	9	19.79	-15.6

Name	Ticker Symbol	Div	Yield	PE	52-week High	52-week Low	Vol 1000s	Last	YTD %Chg
VanElndo	IDX	.25e	1.2	...q	26.90	19.96	14	21.33	-14.1
VanENatRs	HAP	.64e	1.7	...q	39.67	33.38	8	36.79	-.9
VanE VAfr	AFK	.53e	2.3	...q	27.39	22.53	15	23.22	-6.6
VanE Gam	BJK	1.07e	2.3	...q	50.35	38.99	2	46.15	-1.1
VangLTBd	BLV	3.92e	4.2	...q	95.98	86.51	98	88.35	-7.1
VangIntBd	BIV	2.17a	2.7	...q	85.85	79.91	727	80.74	-3.7
VangSTBd	BSV	1.08e	1.2	...q	80.25	77.83	807	78.10	-1.3
VangTotBd	BND	2.06e	2.3	...q	82.71	78.30	1811	79.03	-3.1
VangExDur	EDV	4.81e	3.2	...q	123.85	107.64	49	111.95	-7.5
▲VangMegG	MGK	1.33e	1.1	...q	124.03	100.95	101	124.08	+11.5
VangMegV	MGV	1.53e	2.0	...q	81.59	69.09	60	77.33	+1.1
VangMega	MGC	1.47e	1.5	...q	96.61	83.15		96.61	+5.3
VanHiDvY	VYM	2.10e	2.5	...q	90.93	77.84	822	85.18	-.5
VangEMI	VXF	1.13e	.9	...q	122.29	99.37	426	120.30	+7.7
▲VangGrth	VUG	1.38e	.9	...q	156.05	127.70	550	155.83	+10.8
VangLgCp	VV	1.84e	1.4	...q	131.68	111.05	248	129.48	+5.6
VangMidC	VO	1.76e	1.1	...q	164.17	140.54	247	161.31	+4.2
VangSmCp	VB	1.63e	1.0	...q	161.44	131.25	405	158.92	+7.5
VangSCG	VBK	1.19e	.7	...q	183.70	141.75	116	179.82	+11.8
VangSCV	VBR	1.96e	1.4	...q	140.27	118.55	165	138.33	+4.2
VangTSM	VTI	2.17e	1.5	...q	146.87	123.79	2340	145.39	+5.9
VangValu	VTV	2.05e	1.9	...q	113.46	96.02	910	107.51	+1.1
VangSP500	VOO	3.81e	1.5	...q	263.37	222.12	2916	258.68	+5.5
VangMCVal	VOE	1.76e	1.6	...q	117.97	101.45	212	112.26	+.6
▲VangMCGr	VOT	.82e	.6	...q	139.85	115.92	72	138.43	+8.4
VangREIT	VNQ	3.08e	3.8	...q	86.14	72.05	4175	80.50	-3.0
VangDivAp	VIG	1.82e	1.7	...q	108.99	91.60	406	105.14	+3.0
VangAllWld	VSS	2.83e	2.4	...q	127.14	109.54	84	115.70	-3.0
VangTotW	VT	1.53e	2.0	...q	78.12	68.16		78.12	+5.2
VangAllW	VEU	1.34e	2.5	...q	58.90	50.83	1962	52.94	-3.2
VangEmg	VWO	1.10e	2.5	...q	50.99	41.03	7781	43.42	-5.4
VangPacif	VPL	1.37e	1.9	...q	77.96	66.43	3300	70.34	-3.5
VangEur	VGK	1.71e	3.0	...q	63.60	55.18	2220	57.52	-2.8
VangTEBd	VTEB	.28e	...	...q	52.07	50.36	296	51.05	-1.2
▲Vang500Gr	VOOG	1.62e	1.1	...q	152.68	124.00	55	152.85	+11.6
Van500Val	VOOV	2.01e	1.8	...q	116.72	99.89	21	109.04	-.8
VanSC600V	VIOV	1.66e	1.2	...q	146.90	114.49	7	143.94	+8.8
▲VanSC600G	VIOG	1.13e	.7	...q	170.76	128.05	34	168.16	+15.2
▲VangSC600	VIOO	1.19e	.8	...q	158.94	121.82	34	156.79	+12.5
VanMC400V	IVOV	1.50e	1.2	...q	128.40	109.00	11	126.27	+3.7
VanMC400G	IVOG	1.16e	.8	...q	144.19	118.23	19	141.47	+6.3
VanMC400	IVOO	1.57e	1.2	...q	135.83	113.66	25	133.66	+4.5
VangFTSE	VEA	1.10e	2.5	...q	47.89	41.73	6524	43.61	-2.8
VangCnD	VCR	2.03e	1.2	...q	176.16	138.69	65	173.60	+11.3
VangCnS	VDC	3.69e	2.7	...q	151.29	126.78	88	136.64	-6.4
VangEngy	VDE	2.37e	2.3	...q	109.79	83.80	101	104.23	+5.3
VangFncl	VFH	.90e	1.3	...q	75.48	59.92	442	70.89	+1.2
VanHC Etf	VHT	1.96e	1.2	...q	171.30	144.38	101	167.06	+8.4
VangIndl	VIS	2.25e	1.6	...q	151.28	125.63	86	140.50	-1.3
▲VangInfT	VGT	1.61e	.8	...q	191.23	144.77	439	190.66	+15.7
VangMat	VAW	2.12e	1.6	...q	144.65	120.06	60	133.51	-2.3
VangUtil	VPU	3.41e	2.9	...q	125.54	104.82	94	116.34	-.2
VangTel	VOX	3.14e	3.6	...q	95.57	81.62	63	86.85	-4.7
VantageEn	VEI	...	...	...					
VarianMed	VAR	...	...	90	130.29	95.23	781	117.43	+5.7
VectorGp	VGR	1.60b	8.6	23	23.14	17.90	641	18.52	-17.2
Vectren	VVC	1.80	2.5	28	71.71	58.00	983	71.20	+9.5
Vectrus	VEC	...	...	14	41.48	25.17	107	31.32	+1.5
VedantaLtd	VEDL	1.20e	9.5	...	21.99	11.71	589	12.59	-39.6
VeevaSys	VEEV	...	...	90	85.00	52.17	927	80.19	+45.1
▼VenatorM n	VNTR	...	...	...	26.90	15.07	1223	14.67	-33.7
Ventas	VTR	3.16	5.5	16	69.92	46.55	2537	57.70	-3.8
VentasR 43	VTRB	1.36	5.4	...	25.80	24.15	4	25.00	-.6
Veoneer n	VNE	...	...	...	53.31	41.45		50.81	+19.1
Vereit	VER	.55	7.4	...cc	8.75	6.52	6645	7.46	-4.2
Vereit pf	VERpF	1.68	6.5	...	26.94	24.43	53	25.75	+.7
VeriFone	PAY	...	...	32	23.14	14.90	1206	22.89	+29.2
Veritiv	VRTV	...	...	...dd	40.75	20.35	60	38.85	+34.4
VerizonCm	VZ	2.36	4.6	7	54.77	43.68	23082	51.51	-2.7
VerizonC 54	VZA	1.48	5.7	...	27.23	25.39	25	25.96	-1.6
VermilnE g	VET	2.03	...	...	40.59	30.18	75	36.09	-.6
Verso Cp	VRS	...	...	...	22.69	3.82	185	21.17	+20.5
Versum	VSM	.24f	.6	...	42.74	33.06	296	37.79	-.2
ViadCorp	VVI	.40	.7	28	61.85	48.20	47	56.20	+1.4
Vicon	VII	...	...	...dd	.76	.17		.21	-48.5
VictSCHiD	CSB	.60e	...	...q	47.44	39.13	7	46.95	+5.2
VinaConc	VCO	.66e	1.6	...	47.99	31.45		42.02	+13.6
VinceHlg rs	VNCE	...	...	6	21.08	3.20	54	19.60	+216.6
Vipshop	VIPS	...	...	9	19.14	7.79	5403	9.97	-14.9
VirnetX	VHC	...	...	...dd	8.75	2.10	118	3.30	-10.8
VirDynCr n	BLHY	...	...	...	25.49	24.24	7	24.52	-1.1
VirShUS n	VESH	...	...	...	24.93	20.86		21.75	-4.8
ZweigTR	ZTR	.97	8.3	...q	14.18	10.74	138	11.74	-12.4
VirtGblMSc	VGI	1.87	13.7	...q	19.46	13.22	75	13.63	-22.1
▲Visa s	V	.84	.6	47	141.47	98.51	8332	140.03	+22.8
VishayInt	VSH	.34f	1.3	...dd	26.50	16.65	1223	25.20	+21.4
VishayPrc	VPG	...	...	36	41.60	16.55	70	39.25	+56.1
VistaGold	VGZ	...	...	...dd	.92	.56	41	.60	-14.9
VistaOutd n	VSTO	...	...	...dd	25.07	12.36	360	15.53	+6.6
VistraEn n	VST	...	...	...	24.81	15.92	3485	22.45	+22.5
VitaminSh	VSI	...	...	8	11.25	2.95	548	7.80	+77.3
▲VivintSolar	VSLR	...	...	22	5.85	2.70	847	5.70	+40.7
VMware	VMW	...	...	40	165.00	90.76	1066	149.20	+19.1
VoceraCm	VCRA	...	...	...dd	33.17	22.43	274	32.12	+6.3
VolarisAv	VLRS	...	...	...	14.79	4.87	1078	6.84	-14.7
▼VolitionRX	VNRX	...	...	...	4.00	1.85	52	1.84	-37.4
VoltInfoSci	VISI	...	...	...dd	4.90	2.16	18	3.75	-1.3
Vonage	VG	...	...	...dd	13.67	6.49	955	13.03	+28.1
Vornado	VNO	2.52	3.5	25	80.92	64.14	1027	71.86	-8.1
Vorndo pfK	VNOpK	1.43	5.6	...	25.93	23.64	7	25.36	+.4
Vorndo pfL	VNOpL	1.35	5.5	...	25.78	22.37	42	24.37	-2.1
Vornad pfM	VNOpM	1.31	5.6	...	25.18	21.57	37	23.30	-7.2
Voxeljet	VJET	...	...	...	6.37	3.07	11	3.52	-23.0
VoyaAsPcD	IAE	1.02	10.7	...q	11.38	9.30	42	9.52	-9.2
VoyaEmHi	IHD	.92	11.6	...q	9.86	7.61	56	7.92	-11.0
VoyaFincl	VOYA	.04	.1	18	55.27	35.82	1181	50.01	+1.1
VoyaGlAdv	IGA	1.12	9.7	...q	11.85	10.45	53	11.51	+.7
VoyaGlbDv	IGD	.91	12.1	...q	8.16	7.00	160	7.56	-2.5
VoyaInfra	IDE	1.46	9.5	...q	17.66	14.25	63	15.32	-9.1
VoyaIntHD	IID	.83	12.4	...q	7.90	6.46	29	6.69	-11.3
VoyaPrRTr	PPR	.29	5.8	...q	5.35	4.93	338	4.99	-1.6
VoyaNatRs	IRR	.81	12.3	...q	7.00	5.75	147	6.59	+5.3
VulcanM	VMC	1.12	.9	26	141.20	108.17	1173	122.58	-4.5
- W -									
W&T Off	WTI	.40	4.8	14	9.12	1.83	3972	8.31	+151.1
WBI TacGr	WBIA	.03e	.1	...q	26.51	22.50	10	24.67	-1.9
WBI TactV	WBIB	.08e	.3	...q	27.48	23.67	9	24.37	-7.5
WBI TacYd	WBIC	.28e	1.2	...q	23.53	20.92	12	23.03	+2.9
WBI TacSel	WBID	.05e	.2	...q	25.62	21.85	8	24.17	-1.4
WBI LCTG	WBIE	.19e	.7	...q	28.05	23.50	27	26.81	+2.9
WBI LCTV	WBIF	.22e	.8	...q	30.46	25.84	7	29.00	+.3
WBI LCTY	WBIG	.31e	1.2	...q	28.00	22.65	26	26.65	+3.1
WBI LCTS	WBIL	.04e	.1	...q	29.15	24.92	8	27.02	-1.5
WBI PwFact	WBIY	...	...	...	27.94	22.34	36	27.15	+2.1
WBITacRot	WBIR	...	...	...	26.78	24.18	16	25.06	-1.6
WBI TacInc	WBII	.26e	1.1	...q	25.76	23.77	12	23.95	-5.6
WBI THiInc	WBIH	.45e	1.9	...q	25.43	23.68	31	23.89	-4.2
WEC Engy	WEC	2.21	3.4	21	70.09	58.48	1709	64.43	-3.0
▲WEX Inc	WEX	...	...	38	197.77	101.14	276	195.78	+38.6
WNS Hldg	WNS	...	...	25	54.38	33.72	251	49.64	+23.7
WP Carey	WPC	4.06	6.3	18	72.41	59.23	363	64.81	-5.9
WPP plc	WPP	3.91e	5.0	...	103.53	73.66	355	77.93	-13.9
WPX Engy	WPX	...	...	...dd	19.78	9.38	4749	19.17	+36.2
WPX pfA	WPXp	1.56	2.0	...	81.68	45.44	124	79.33	+28.3
Wabash	WNC	.30	1.5	14	26.54	18.25	272	19.73	-9.1
WABCO	WBC	...	...	16	162.20	113.00	308	120.31	-16.2
▲Wabtec	WAB	.48	.4	33	105.45	69.20	1658	107.05	+31.5
WaddellR	WDR	1.00	5.1	13	23.82	17.53	676	19.44	-13.0
WageWrks	WAGE	...	...	30	69.25	38.40	295	52.40	-15.5
WalMart	WMT	2.08f	2.4	21	109.98	76.03	5589	87.96	-10.9
WalkerDun	WD	...	...	9	61.44	42.66	83	59.53	+25.3
WarrMet n	HCC	.20	...	...	31.65	9.25	1541	28.24	+43.2
WashPrGp	WPG	1.00	13.2	20	9.79	5.40	2640	7.57	+6.3
WashPr pfH	WPGpH	1.88	8.1	...	25.55	20.05	5	23.24	-5.5
WashPr pfI	WPGpI	1.72	8.2	...	25.85	19.11	9	21.02	-15.1
WREIT	WRE	1.20	4.0	29	33.96	24.92	591	29.95	-3.8
WasteCon s	WCN	.56	...	40	78.50	63.27	1437	75.50	+6.4
WsteMInc	WM	1.85	2.3	17	89.73	73.48	2730	81.49	-5.6

Name	Ticker Symbol	Div	Yield	PE	52-week High	52-week Low	Vol 1000s	Last	YTD %Chg
Waters	WAT	...	...	30	220.20	171.32	1221	197.77	+2.4
Watsco	WSO	5.80	3.2	34	192.94	141.61	532	182.46	+7.3
WatscoB	WSO/B	5.00f	2.8	38	192.75	142.00		181.81	+7.6
WattsWtr	WTS	.84f	1.0	28	84.60	59.15	122	83.55	+10.0
Wayfair	W	...	...	...dd	128.44	55.33	1105	122.49	+52.6
WeathfIntl	WFT	...	...	...dd	4.72	2.07	10471	3.37	-19.2
WebsterFn	WBS	1.32	1.9	22	69.63	44.04	547	67.85	+20.8
WbstFn pfF	WBSpF	...	...	...					
WtWatch	WTW	...	...	84	105.73	32.55	1331	92.00	+107.8
WeinRlt	WRI	1.58f	5.2	10	33.83	25.67	329	30.14	-8.3
WeisMk	WMK	1.20	2.3	25	57.82	31.26	106	52.24	+26.2
Welbilt	WBT	...	...	...	23.85	18.34	566	22.85	-2.8
Wellcare	WCG	...	...	30	259.60	162.25	320	251.90	+25.3
WellsF pfJ	WFCpJ	2.00	7.8	...	27.73	25.45	92	25.68	+.1
WellsF pfL	WFCpL	75.00	5.9	...	1359.86	1253.00	20	1261.01	-3.7
WellsF pfN	WFCpN	1.30	5.3	...	25.43	23.51	61	24.74	-1.4
WellsF pfO	WFCpO	1.28	5.2	...	25.36	23.40	48	24.70	-1.7
WellsF pfP	WFCpP	1.31	5.3	...	25.48	23.69	80	24.92	-1.1
WellsF pfQ	WFCpQ	1.46	5.6	...	27.89	25.17	344	26.03	-3.6
WellsF pfR	WFCpR	1.66	6.0	...	30.07	26.87	67	27.59	-3.6
WellsF pfT	WFCpT	1.50	5.8	...	26.78	25.09	28	25.84	-2.3
WellsFargo	WFC	1.56	2.7	14	66.31	49.27	27244	58.35	-3.8
WellsF wt	WFC/WS	...	...	...	30.82	16.15		30.65	+11.5
WellsF pfY	WFCpY	...	...	...	26.50	24.33	84	25.25	-2.7
WellsF pfX	WFCpX	...	...	...	26.16	24.15	64	25.13	-1.6
WellsF pfW	WFCpW	...	...	...	26.65	24.32	84	25.42	-2.2
WellsF pfV	WFCpV	...	...	...	26.82	25.00	81	26.04	-2.9
▼EvgGlbDiv	EOD	.54m	9.8	...q	6.50	5.52	135	5.52	-6.9
WFAdvInco	EAD	.82	10.3	...q	8.97	7.80	95	7.90	-6.0
WFAdMSec	ERC	1.16	9.2	...q	13.65	12.24	100	12.58	-3.7
WFREI pf	WFEpA	1.59	6.1	...	27.35	25.20	75	26.05	-1.7
WFAdUtlHi	ERH	.90	7.2	...q	13.59	9.51	13	12.49	-5.4
Welltower	WELL	1.68e	2.7	14	75.58	49.58	3362	63.24	-.8
Welltwr pfI	HCNpI	3.25	5.4	...	67.53	54.50	144	60.00	+.2
WescoAir	WAIR	...	...	...dd	12.25	6.05	332	11.90	+60.8
Wesco Intl	WCC	...	...	17	69.35	48.95	227	58.80	-13.7
WestPhrm	WST	.56	.6	42	103.36	80.02	271	98.99	+.3
WstnAlliB	WAL	...	...	16	64.06	44.83	635	58.41	+3.2
WstnAll56	WALA	1.56	6.1	...	26.71	25.15	4	25.64	-2.2
WstACpLn	TLI	.87	8.7	...q	11.22	9.93	11	10.03	-4.7
WAstEMkt	EMD	.84	6.2	...q	16.16	13.19	141	13.51	-13.1
WsADefOp	GDO	1.36	8.2	...q	18.58	16.28	39	16.68	-7.4
WAstGlbHi	EHI	1.16	12.6	...q	10.40	9.03	102	9.15	-10.5
WstAstHI2	HIX	.80	13.7	...q	7.35	5.97	185	6.40	-8.2
WAHiInOp	HIO	.43	8.9	...q	5.21	4.74	200	4.81	-5.1
WAstHYOp	HYI	1.32	9.1	...q	15.74	14.41	49	14.51	-4.0
WstnAsst	PAI	.69	5.1	...q	17.37	13.32	38	13.41	-15.3
WstnAsInt	SBI	.48	5.6	...q	9.98	8.58	53	8.64	-7.2
WAstDefOp	IGI	1.20	6.0	...q	23.67	19.85	22	19.98	-12.6
WAMgdMu	MMU	.78	6.1	...q	14.60	12.54	72	12.75	-9.4
WstAstMtg	WMC	1.24e	11.5	9	10.95	8.54	177	10.81	+8.6
▼WAMtDOp	DMO	2.82a	12.5	...q	27.00	22.70	85	22.55	-8.6
WA MunDef	MTT	1.01a	4.7	...q	23.85	20.45	31	21.25	+1.7
WstAMunHi	MHF	.34	4.7	...q	8.05	7.08	33	7.19	-2.8
WAMunPrt	MNP	.87	6.2	...q	16.26	13.94	21	14.12	-7.3
WAstBdF	WEA	1.08	8.5	...q	14.40	12.50	12	12.73	-7.8
WstAVari	GFY	.93	5.6	...q	17.79	16.38	5	16.53	-4.8
WAstInfSc	WIA	.38	3.4	...q	12.10	11.10	38	11.32	-4.0
WAstInfOpp	WIW	.40	3.7	...q	11.75	10.92	99	10.95	-4.1
WstC&G gs	WRN	...	...	...	1.44	.71	65	.80	-20.8
WstnGasEq	WGP	2.19f	6.1	22	42.92	31.63	165	36.13	-2.8
WstnGasPt	WES	3.80f	7.5	41	54.40	40.44	382	50.51	+5.0
WstnRef wi	WNR	...	...	...					
WstnUnion	WU	.76	3.8	11	22.21	18.38	4437	20.22	+6.4
WestlkChm	WLK	1.59f	1.5	11	124.30	68.60	837	105.23	-1.2
WestlkCLP	WLKP	1.55	6.2	17	25.62	21.10	14	24.75	-.8
WestmRs s	WMLP	.46m	25.7	...dd	4.60	.98	28	1.80	-35.5
WestpacBk	WBK	1.52e	6.9	...	26.38	20.52	228	22.05	-9.6
WestRck	WRK	1.72	3.0	17	71.55	54.05	1387	57.46	-9.1
WestwdH	WHG	2.72	4.6	13	71.00	53.51	15	59.56	-10.0
Weyerhsr	WY	1.28	3.7	30	38.39	30.95	5853	34.55	-2.0
WheatPr g	WPM	.28e	...	27	22.87	18.32	1781	21.21	-4.2
▼Whrlpl	**WHR**	**4.60f**	**3.6**	**...dd**	**192.47**	**142.30**	**12448**	**128.82**	-23.6
WhtMtIns	WTM	1.00	.1	61	933.70	786.23	13	908.02	+6.7
WhiteWB wi	WWAV/B/WI	...	...	...					
WhitestnR	WSR	1.14	9.0	32	15.15	10.06	300	12.65	-12.2
WhitngPet rs	WLL	...	...	...dd	56.47	15.88	2052	50.89	+92.2
WidOpW n	WOW	...	...	...	17.50	6.03	368	10.41	-1.5
WidePoint	WYY	...	...	...dd	.73	.42	91	.53	-18.5
WildhRs n	WRD	...	...	...dd	29.67	10.36	1177	22.31	+21.2
WileyJA	JW/A	1.20	1.9	17	71.75	51.50	504	63.75	-3.0
WileyJB	JW/B	1.20	1.9	17	71.40	51.76	0	64.17	-2.3
WLyonHm	WLH	...	...	12	32.95	18.85	299	23.07	-20.7
WmsCos	WMB	1.36	4.7	11	33.67	24.00	10640	29.18	-4.3
▲WillmsPtrs	WPZ	2.52f	5.7	52	44.07	32.74	2762	43.94	+13.3
WmsSon	WSM	1.72	2.9	17	65.99	42.68	1888	59.42	+14.9
Winnbgo	**WGO**	**.40**	**1.0**	**12**	**58.65**	**33.15**	**966**	**38.45**	-30.8
Wipro s	WIT	.03e	.6	...	6.40	4.50	2538	5.08	-7.1
WirelessT	WTT	...	...	...dd	2.64	1.35	21	2.00	-17.7
WT IntQua	IQDG	...	...	...	32.75	28.73	5	30.56	-.4
WT ST HiYl	SFHY	...	...	...	51.40	48.47	5	50.01	+2.0
WT ShTr n	SFIG	...	...	...	49.88	48.54		48.85	-1.0
WT HiYld n	WHFY	...	...	...	52.27	48.72		49.40	-1.9
WT Corp n	WFIG	...	...	...	50.34	47.25		47.66	-4.6
WT EmMDv	DVEM	...	...	...	36.70	30.37	2	31.77	-4.3
WT G exMx	XMX	...	...	...	31.68	27.29	211	30.23	+2.0
WT DyCEu	DDEZ	...	...	...	33.88	29.57		30.42	-3.4
WT DyInEq	DDWM	...	...	...	32.00	28.55	8	29.58	-3.1
WT DyInSm	DDLS	...	...	...	34.74	30.34	1	31.86	-4.9
WT DynCJp	DDJP	...	...	...	31.29	27.41		28.35	-5.1
WTBearEq	DYB	...	...	...q	26.48	24.64	1	25.98	-.3
WT LgSEq	DYLS	...	...	...q	34.53	29.20	12	34.04	+4.5
WT EuLoc	EZR	...	...	...	34.19	27.36	1	28.33	-9.0
WT GlExUS	HDRW	...	...	...	29.34	26.12		27.52	-1.6
WT SCDiv	HGSD	...	...	...q	26.76	23.81		26.20	
WT GlSmC	GSD	...	...	...	35.24	30.06	2	32.59	-1.5
WTWkDUSE	USWD	...	...	...q	34.04	29.40		32.50	+2.5
WT StrDl n	EMSD	...	...	...	29.79	27.19		28.46	+1.8
WT DomE n	WUSA	...	...	...	33.00	27.87		31.10	-1.2
WT JpnHCr	DXJH	4.10e	.6	...q	38.12	32.26		37.83	+2.7
WTUSEnYd	AGGY	1.44	3.0	...q	55.58	48.18	37	48.47	-4.4
WTxUSDiv	DXUS	.04e	...	...q	28.05	25.16		26.19	-2.6
WTEurSmC	EUSC	.53e	...	...q	32.83	28.83	7	30.47	-2.0
▲WT PutStr	PUTW	...	...	...	30.14	26.65	13	30.13	+3.7
WT EMexSt	XSOE	.77e	2.6	...	35.10	27.98	101	29.84	-6.3
WT JpDvG	JHDG	...	...	...q	30.34	25.63		27.94	-3.5
WTIntHDv	IHDG	.70e	1.4	...q	32.92	29.39	15	32.55	+2.7
WT EurDiv	EUDG	.51e	1.9	...q	28.46	25.24	2	26.33	-2.3
WTFltRtTr	USFR	...	...	...q	27.90	24.97	368	25.07	+.3
WT EurHdg	HEDJ	3.51e	2.3	...q	67.62	60.26	765	65.31	+2.5
WT AsiaDb	ALD	1.02	2.3	...q	46.97	43.23	1	43.44	-4.9
WTEmLDbt	ELD	1.74	5.0	...q	40.08	34.10	25	34.49	-10.3
WT GlRlR n	RRF	...	...	...				40.35	
WisDynCu n	DHDG	...	...	...	26.16	23.62	3	25.49	+1.8
WisYldEn n	SHAG	...	...	...	52.53	48.66	3	48.79	-1.9
Wis US Mul	USMF	...	...	...	29.92	25.00	1	29.56	+6.4
GrnHCmdty	GCC	...	...	...q	19.89	17.89	23	18.19	-5.4
WT Diefa	DWM	.74e	1.4	...q	59.63	52.03	32	53.74	-3.7
WT DefaEq	DTH	1.75e	4.1	...q	47.40	40.87	6	42.25	-4.8
WTDv exF	DTN	2.48e	2.8	...q	92.93	80.20	7	88.10	-.3
WTEurEq	DEW	1.75e	3.8	...q	51.17	45.27	3	46.43	-4.3
WTEurSC	DFE	1.48e	2.3	...q	75.61	64.46	150	65.64	-7.0
WT EqInco	DHS	2.10e	3.0	...q	75.26	66.21	19	70.66	-3.0
WTIntD exF	DOO	2.01e	4.7	...q	46.39	41.21	6	42.62	-1.8
WT IntLC	DOL	1.69e	3.5	...q	54.18	47.15	17	48.81	-3.6
WTIntMC	DIM	1.53e	2.3	...q	73.72	64.27	15	66.17	-4.1
WTIntSC	DLS	1.16e	1.6	...q	81.62	70.66	45	72.40	-5.7
WTGxUSDv	DNL	.99e	1.7	...q	62.84	54.44	3	58.46	-1.2
WTJpnSC	DFJ	1.26e	1.6	...q	85.64	71.21	27	76.76	-4.6
WTJpHedg	DXJ	1.37e	2.5	...q	62.78	50.80	1305	55.12	-7.1
WT LCD	DLN	1.84e	2.0	...q	97.25	83.70	97	92.15	
WT MCD s	DON	...	...	...q	36.69	31.65	525	36.14	+2.4
WTAustDiv	AUSE	1.46e	2.6	...q	61.99	54.71	1	56.77	-4.7
WTAsiaPxJ	AXJL	2.22e	3.3	...q	75.33	65.32	1	67.72	-3.5
WT SC s	DES	...	...	...q	30.66	25.48	226	29.75	+2.4
WT TotDv	DTD	2.05e	2.2	...q	97.46	84.32	134	93.12	+.2
WT MgdFut	WDTI	...	...	...q	40.66	38.34	8	39.96	+.9
WT EmCur	CEW	...	...	...q	20.09	18.44	4	18.64	-4.1
WTChiYuan	CYB	...	...	...q	26.90	24.78		26.78	+2.7
WTBrzReal	BZF	...	...	...q	19.45	18.05		18.90	+3.8

Nasdaq

Name	Ticker Symbol	Div	Yield	PE	52-week High	52-week Low	Vol 1000s	Last	YTD %Chg
- A -									
:A-MarkPM	AMRK	.32	2.6	53	18.83	10.39	6	12.25	-16.4
AAON	AAON	.32f	.9	44	40.25	29.05	233	36.35	-1.0
AC Immun n	ACIU	...	...	...	17.40	6.03	326	15.98	+24.8
ACI Wwde	ACIW	...	...	...cc	27.16	20.23	298	25.91	+14.3
ACM Rsc n	ACMR	...	...	...	15.60	4.74	50	13.62	+159.4
ACNB Cp	ACNB	.92f	2.6	19	36.00	24.45	8	34.80	+17.8
AGNC Inv	AGNC	2.16	11.3	7	21.94	17.84	4177	19.16	-5.1
AGNC pfB	AGNCB	1.94	7.5	...	26.87	25.28	13	25.70	-.5
AGNC pfC	AGNCN	1.75	6.7	...	26.79	24.95	7	25.97	+1.0
ALJ Reg n	ALJJ	...	...	...	3.75	1.42	13	2.10	-33.3
AMAG Ph	AMAG	...	...	...dd	25.63	11.93	588	21.25	+60.4
AMC Net	AMCX	...	...	11	69.02	46.89	1017	60.20	+11.3
ANGI Hme	ANGI	...	...	...	17.05	10.24	422	16.34	+56.2
ANI Ph h	ANIP	...	...	29	74.70	42.23	76	70.99	+10.1
ARC Grp	ARCW	...	...	...dd	3.10	1.80	18	2.35	+11.9
ARCAbio rs	ABIO	...	...	...dd	2.48	.45	169	.58	-57.3
ASLAN n	ASLN	...	...	...	10.44	5.08	21	7.90	+40.8
ASML Hld	ASML	1.71e	.8	41	221.66	148.95	918	213.70	+22.9
ASV Hld n	ASV	...	...	...	10.80	4.75	15	7.17	-29.4
ATA Inc	ATAI	.41e	9.7	...dd	6.62	4.02	4	4.24	-8.3
ATN Intl	ATNI	.68	1.3	...dd	67.90	49.34	50	54.02	-2.2
AV Homes	AVHI	...	...	6	22.03	14.65	631	21.50	+29.1
AXT Inc	AXTI	...	...	26	10.75	5.80	657	8.15	-6.3
Abaxis	ABAX	.72f	.9	70	83.98	43.66	94	83.10	+67.8
AbeonaTh	**ABEO**	**...**	**...**	**...dd**	**22.75**	**7.01**	**594**	**13.10**	-17.4
Abeona wt	ABEOW	...	...	...	17.56	3.52		9.55	-17.7
Ability rs	**ABIL**	**...**	**...**	**...**	**14.55**	**2.14**	**126**	**4.38**	-.5
Abiomed	ABMD	...	...	...cc	450.93	141.56	555	423.41	+125.9
Abraxas	AXAS	...	...	38	3.27	1.52	1419	2.69	+9.3
AcaciaC n	ACIA	...	...	...dd	50.10	24.72	995	32.30	-10.8
AcaciaTc	ACTG	.50	13.3	...dd	5.50	2.90	172	3.75	-7.4
AcadiaHlt	ACHC	...	...	19	54.34	26.92	344	42.73	+31.0
AcadiaPh	ACAD	...	...	...dd	41.20	14.51	2703	15.99	-46.9
Acasti g rs	ACST	...	...	...dd	3.36	.53	227	.57	-39.6
AccelrDiag	AXDX	...	...	...dd	30.35	16.75	328	20.95	-20.0
Acceleron	XLRN	...	...	...dd	50.00	30.78	694	45.69	+7.7
AccessNt	ANCX	.60	2.1	25	30.99	24.36	59	28.96	+4.0
Accuray	ARAY	...	...	...dd	6.15	3.60	310	4.00	-7.0
AcelRx	ACRX	...	...	...dd	5.75	1.55	324	2.95	+45.7
AcerTh rs	ACER	...	...	...	27.80	7.36	6	20.18	+45.7
AcetoCorp	ACET	.04m	1.3	...dd	17.10	2.22	291	3.11	-69.9
Achaogen	AKAO	...	...	...dd	22.28	6.90	533	7.21	-32.9
AchvLfS rs	ACHV	...	...	...dd	52.69	3.21	63	3.36	-75.0
Achillion	ACHN	...	...	...dd	5.66	2.58	723	2.75	-4.5
AclarisTh n	ACRS	...	...	...dd	30.08	16.01	508	19.98	-19.0
AcordaTh	ACOR	...	...	...dd	36.35	16.55	377	28.70	+33.8
ActivsBliz	ATVI	.34f	.4	51	81.64	57.29	4659	78.41	+23.8
Acxiom	ACXM	...	...	84	44.31	18.60	777	42.62	+54.6
AdamasPh	ADMS	...	...	...dd	44.00	13.50	439	27.20	-19.7
AdamisPh	ADMP	...	...	...dd	5.85	2.35	146	3.75	-14.8
Adaptim n	ADAP	...	...	...	14.63	4.82	605	10.08	+50.9
▲AddusHmC	ADUS	...	...	53	64.45	30.95	76	64.00	+83.9
ADDvtgTch	AEY	...	...	...dd	2.33	1.21	1	1.45	-1.4
AdestoTc n	IOTS	...	...	...dd	10.80	4.25	578	6.05	-6.2
AdmaBio	ADMA	...	...	...dd	5.70	2.01	174	4.94	+53.9
▲AdobeSy	ADBE	...	...	59	260.94	143.95	2410	257.49	+46.9

Name	Ticker Symbol	Div	Yield	PE	52-week High	52-week Low	Vol 1000s	Last	YTD %Chg
Adomani n	**ADOM**	**...**	**...**	**...**	**13.81**	**.50**	**1570**	**.70**	-84.1
Adtran	ADTN	.36	2.2	...dd	25.10	13.95	576	16.55	-14.5
AduroBio n	ADRO	...	...	...dd	14.05	5.83	298	6.55	-12.7
AdvEmis n	ADES	1.00	8.9	3	12.20	7.00	46	11.29	+16.9
AdvEnId	AEIS	...	...	16	95.00	57.03	510	58.83	-12.8
AdvMatls	CDTI	...	...	...dd	2.59	1.09		1.17	-25.8
AMD	AMD	...	...	...	17.34	9.04	58069	16.19	+57.5
Advaxis wt	ADXSW	...	...	...	3.90	.62		.87	-13.3
Advaxis	**ADXS**	**...**	**...**	**...dd**	**7.45**	**1.15**	**568**	**1.51**	-46.8
AdverumBi	ADVM	...	...	...dd	8.59	2.40	632	5.00	+42.9
AdS Shrt n	DWSH	...	...	...	25.20	24.95		25.13	+.4
AdS Micr n	DWMC	...	...	...	25.00	24.40	0	24.50	-.8
AdvS Vice n	ACT	...	...	...	29.50	24.23	5	26.16	-.2
Aegion	AEGN	...	...	22	28.19	19.11	62	25.13	-1.2
AegleaBio n	AGLE	...	...	...dd	12.00	2.81	250	9.17	+69.5
AehrTest h	AEHR	...	...	...	4.33	2.12	119	2.55	-5.9
Aemetis	AMTX	...	...	...dd	3.12	.45	27	1.45	+163.6
AeriePhm	AERI	...	...	...dd	74.75	47.05	355	70.20	+17.5
AeroViron	AVAV	...	...	...cc	76.11	36.71	602	73.34	+30.6
AEtern g rs	AEZS	...	...	...dd	3.25	1.12	59	1.88	-20.4
Aethlon rs	AEMD	...	...	...dd	3.85	.79	48	1.29	+14.2
AeviGeno	GNMX	...	...	...dd	2.65	.83	171	1.10	-8.3
AffimedNV	AFMD	...	...	...dd	2.85	1.15	152	1.80	+38.5
▼Agenus	**AGEN**	**...**	**...**	**...dd**	**6.19**	**2.05**	**2623**	**1.94**	-40.5
AgileThr h	AGRX	...	...	...dd	5.60	.40	525	.46	-82.9
Agilysys	AGYS	...	...	...dd	16.80	9.80	248	16.58	+35.0
AgiosPhm	**AGIO**	**...**	**...**	**...dd**	**99.82**	**51.62**	**588**	**84.76**	+48.3
AgroFresh	AGFS	...	...	16	9.05	4.94	77	7.05	-4.7
AgroFr wt	AGFSW	...	...	...	1.25	.13		.50	+22.0
▼AileronT n	**ALRN**	**...**	**...**	**...**	**15.48**	**4.09**	**94**	**3.93**	-62.7
Aimmune n	AIMT	...	...	...dd	42.00	18.25	407	29.72	-21.4
AirT Inc	AIRT	...	...	...dd	35.08	14.90	1	33.85	+37.1
AirTrnsp	ATSG	...	...	...dd	27.67	19.17	200	22.82	-1.4
▼AirMedia	AMCN	...	...	...dd	2.87	.52	220	.57	-50.5
Airgain n	AIRG	...	...	41	13.88	7.31	112	10.34	+15.0
AkamaiT	AKAM	...	...	72	83.08	44.65	1701	79.22	+21.8
AkariTh rs	AKTX	...	...	...	11.95	1.70	18	2.10	-51.5
AkceaTh n	AKCA	...	...	...	33.99	13.00	213	32.23	+85.7
AkebiaTher	AKBA	...	...	...dd	20.25	7.90	541	10.51	-29.3
AkersBios	AKER	...	...	...dd	1.82	.12	1232	.36	+170.1
Akorn Inc	AKRX	...	...	49	33.67	10.76	1604	16.98	-47.3
Akoustis n	AKTS	...	...	...	9.50	4.86	69	8.64	+38.7
Alarm.cm n	ALRM	...	...	44	49.49	33.39	335	43.50	+15.2
AlaskCom	ALSK	...	...	54	2.91	1.39	72	1.63	-39.2
Albireo	ALBO	...	...	...	39.87	20.25	47	32.41	+26.6
Alcentra h	ABDC	.72	11.2	...dd	12.44	5.90	18	6.44	-23.2
AlderBioPh	ALDR	...	...	...dd	19.60	8.60	741	18.10	+58.1
AldeyraTh	ALDX	...	...	...	11.90	3.90	206	7.55	+11.0
Alexion lf	ALXN	...	...	52	149.34	102.10	1317	135.30	+13.1
Alico	ALCO	.24	.8	...dd	34.80	25.55	2	31.10	+5.4
AlignTech	ALGN	...	...	...cc	385.00	155.55	937	372.59	+67.7
AlimerSc h	ALIM	...	...	...dd	1.61	.74	155	1.12	-15.8
Alkermes	ALKS	...	...	...dd	71.22	39.54	834	45.26	-17.3
▲Allakos n	**ALLK**	**...**	**...**	**...**	**38.53**	**26.00**	**294**	**38.12**	+22.0
AllgnceBc n	ABTX	...	...	32	46.85	31.75	35	45.15	+19.9
AllegiantT	ALGT	2.80	2.0	11	181.45	111.54	266	139.60	-9.8
AllegMrg un	ALGRU	...	...	...	10.20	10.04	6	10.18	+1.4
AllenaPh n	ALNA	...	...	...	17.56	6.13	64	10.78	+7.2
All MMA n	AMMA	...	...	...	3.07	.17	246	.21	-82.2

Name	Ticker Symbol	Div	Yield	PE	52-week High	52-week Low	Vol 1000s	Last	YTD %Chg
AllnceRes	ARLP	2.06f	10.7	5	21.90	15.55	445	19.25	-2.3
AldHlPrd rs	**AHPI**	**...**	**...**	**...dd**	**5.25**	**1.72**	**37**	**2.35**	+12.4
AlliedMot	AMOT	.12f	.3	46	51.80	22.78	21	47.35	+43.1
Alliqua rs	ALQA	...	...	...dd	4.58	1.58	4	2.13	+17.7
AllotComm	ALLT	...	...	...dd	6.09	4.74	112	5.21	-2.3
AllscriptH	MDRX	...	...	...dd	16.13	10.78	2376	12.19	-16.2
AlnylamP	ALNY	...	...	...dd	153.99	70.76	565	102.66	-19.2
AlphaOmg	AOSL	...	...	19	18.72	12.92	53	14.04	-14.2
▲Alphabet C	GOOG	...	...	32	1206.49	903.40	3303	1248.08	+19.3
▲Alphabet A	GOOGL	...	...	38	1221.59	918.60	5378	1258.15	+19.4
Alphatc rs	ATEC	...	...	...dd	4.27	1.58	88	2.80	+5.3
AlpImmu n	ALPN	...	...	...dd	12.87	2.33	4	8.37	-25.3
AlpsRtSec n	SWIN	...	...	...	32.49	27.48	1	32.32	+8.6
▼AltaMesa n	**AMR**	**...**	**...**	**...dd**	**10.79**	**6.35**	**1448**	**6.25**	-36.9
AltaMsa wt	AMRW	...	...	...	2.50	1.28		2.02	+35.2
Altaba	AABA	...	...	...cc	82.45	56.84	12963	74.15	+6.2
Altair A n	ALTR	...	...	...dd	37.77	16.55	1434	35.80	+49.7
Altimm rs	**ALT**	**...**	**...**	**...dd**	**3.16**	**.33**	**477**	**.37**	-81.4
Altisrce n	ASPS	...	...	2	34.87	19.28	84	34.37	+22.8
AltraIndlM	AIMC	.68	1.5	25	53.70	38.88	190	44.55	-11.6
AmTrstFn	AFSI	.34	2.3	15	16.37	8.80	369	14.63	+45.3
Amarin	AMRN	...	...	...	4.60	2.66	4010	2.74	-31.7
Amazon	AMZN	...	...	...cc	1858.88	931.75	4228	1829.24	+56.4
AmbacF wt	AMBCW	...	...	...	10.75	5.04		5.76	+.3
AmbacFin	AMBC	...	...	9	21.11	13.17	245	20.36	+27.4
Ambarella	AMBA	...	...	...cc	66.23	37.17	1039	38.54	-34.4
Amdocs	DOX	1.00	1.5	19	71.72	61.00	460	68.25	+4.2
Amedica rs	**AMDA**	**...**	**...**	**...**	**6.94**	**.43**	**197**	**.48**	-85.4
▲Amedisys	AMED	...	...	54	96.93	45.60	299	93.99	+78.3
AMERCO	UHAL	1.50e	...	19	400.99	317.43	27	368.10	-2.6
AmeriHld n	**AMRH**	**...**	**...**	**...**	**13.50**	**.70**	**297**	**1.50**	-51.6
AmerHl wt	AMRHW	...	...	...	7.58	.25		.84	+9.8
AFMulti	ATAX	.50	7.8	22	6.50	5.95	29	6.38	+5.4
AmCarM	CRMT	...	...	13	68.20	33.05	48	64.25	+43.9
AmAirlines	AAL	.40	1.1	6	59.08	35.64	6415	37.45	-28.0
ACapSenF	ACSF	1.16	9.4	6	12.90	10.35	31	12.30	+16.9
AmElTech	AETI	...	...	...dd	2.53	.62	25	1.22	-18.7
AmFinTr n	AFIN	...	...	...	16.80	13.15	450	14.08	-6.1
AmerNtl	AMNB	1.00	2.5	17	43.00	34.95	2	40.40	+5.5
AmNatIns	ANAT	3.28	2.6	23	134.03	110.43	24	125.49	-2.2
AmOutBr	AOBC	...	...	27	21.21	8.32	864	10.13	-21.1
AmPubEd	APEI	...	...	36	46.15	17.40	153	43.70	+74.5
▲AmRailcar	ARII	1.60	3.5	6	45.73	34.29	78	45.82	+10.0
AmrRvr	AMRB	.20	1.3	29	17.50	12.21	0	15.69	+3.0
ASoft lf	AMSWA	.44	2.9	39	16.45	9.00	76	15.16	+30.4
AmSupr rs	AMSC	...	...	...dd	8.03	2.89	232	4.93	+35.8
AWoodmk	AMWD	...	...	23	148.44	78.75	209	83.25	-36.1
AmerisBc	ABCB	.40	.8	19	59.05	41.05	232	50.85	+5.5
Amerisafe	AMSF	.88	1.4	24	67.82	51.30	34	62.35	+1.2
AmrSvFin	ASRV	.08f	1.9	...	4.40	3.80	41	4.20	+1.2
AmSvFn pf	ASRVP	2.11	7.4	...	33.90	26.50	0	28.50	-1.7
AmesNatl	ATLO	.92f	2.9	20	32.00	26.00	3	31.65	+13.6
Amgen	AMGN	5.28	2.8	17	201.23	163.31	2440	191.40	+10.1
AmicusTh	FOLD	...	...	...	17.62	11.44	2014	15.68	+9.0
AmkorTch	AMKR	...	...	7	11.88	8.19	847	8.76	-12.8

Continued on **next page**

Continued from **previous page**

Nasdaq

Name	Ticker Symbol	Div	Yield	PE	52-week High	52-week Low	Vol 1000s	Last	YTD %Chg
Amphastar	AMPH	...	...	...	20.45	14.40	142	17.17	-10.8
AmpOnRt ef	IBUY	...	...	...	53.64	34.52	161	51.97	+27.1
AmtechSys	ASYS	...	...	...	15.45	5.58	158	5.66	-43.8
Amyris rs	AMRS	...	...	...dd	7.30	1.86	979	6.71	+78.9
AnalogDev	ADI	1.92	2.0	34	103.59	76.41	2964	97.45	+9.5
Anaptys n	ANAB	...	...	...	134.00	20.12	430	73.80	-26.7
Anavex rs	AVXL	...	...	...dd	5.15	1.85	350	3.02	-6.2
AnchBcWA	ANCB	...	...	21	30.05	24.00	9	29.90	+20.6
Andersons	ANDE	.66	1.9	...dd	38.00	29.60	79	34.80	+11.7
AngioDyn	ANGO	...	...	...	23.95	15.16	279	21.37	+28.5
AnikaTh	ANIK	...	...	16	69.81	28.54	209	34.29	-36.4
Ansys	ANSS	...	...	54	184.95	119.20	668	175.26	+18.7
AntaresP	ATRS	...	...	...dd	4.09	1.58	528	2.71	+36.2
Apellis n	APLS	...	...	...	32.00	12.45	257	17.51	-19.3
ApogeeE	APOG	.63	1.3	18	53.19	37.24	139	48.50	+6.1
ApollEnd rs	APEN	...	...	...	9.65	3.55	35	8.24	+47.1
ApolloInv	AINV	.60	10.2	...	6.44	5.18	662	5.86	+3.5
ApolMed n	AMEH	...	...	...	30.00	10.00	56	26.40	+10.0
AppFolio n	APPF	...	...	...cc	68.50	33.95	94	65.50	+57.8
Appian A n	APPN	...	...	...	43.61	18.45	716	32.34	+2.7
Apple Inc	AAPL	2.92f	1.5	23	194.20	147.30	18681	193.00	+14.0
ApplRecy h	ARCI	...	...	...dd	1.75	.52	23	.66	-36.4
AplDNA wt	APDNW	...	...	...	1.04	.21		.37	+1.9
ApldDNA	APDN	...	...	...dd	3.45	1.21	49	1.38	-13.2
AppGenTc	**AGTC**	**...**	**...**	**...dd**	**5.75**	**3.25**	**146**	**4.10**	+13.9
ApldMatl	AMAT	.80	1.7	13	62.40	41.94	10891	45.91	-10.2
ApldOptoel	**AAOI**	**...**	**...**	**14**	**103.41**	**22.54**	**1866**	**38.26**	+1.2
Approach	AREX	...	...	10	4.21	2.19	214	2.33	-21.3
Apptio n	APTI	...	...	...	38.35	16.07	302	37.01	+57.4
ApricusB rs	**APRI**	**...**	**...**	**...dd**	**3.34**	**.25**	**171**	**.38**	-79.3
AptevoTh n	APVO	...	...	...	6.35	1.15	146	4.79	+13.0
Aptinyx n	APTX	...	...	...	25.21	17.35	178	21.68	+7.3
AptoseB g	APTO	...	...	...	4.55	1.30	280	2.87	+28.1
AquaMetal h	AQMS	...	...	...dd	12.35	1.42	141	3.00	+40.8
AquaB Tc n	AQB	...	...	...	9.99	2.25	11	2.93	-16.8
AquinoxPh	AQXP	...	...	...dd	16.90	1.96	713	2.97	-74.7
ArQule	ARQL	...	...	...dd	7.21	.94	2605	5.21	+215.8
Aradigm h	ARDM	...	...	...dd	7.35	1.03	15	1.45	-78.4
AralezP h	**ARLZ**	**...**	**...**	**...dd**	**2.98**	**.21**	**4005**	**.36**	-74.4
AratanaTh	PETX	...	...	...dd	7.49	3.67	110	4.39	-16.5
ArbutusB g	**ABUS**	**...**	**...**	**...dd**	**12.05**	**3.20**	**478**	**10.85**	+114.9
ArcBest	**ARCB**	**.32**	**.7**	**15**	**50.45**	**21.05**	**524**	**44.15**	+23.5
ArcadB rsn	RKDA	...	...	...	66.56	3.60	245	7.07	+28.5
ArchCap s	ACGL	...	...	26	34.20	25.71	1917	29.13	-3.7
ArchCap pfF	ACGLO	1.36	5.5	...	25.99	23.67	12	24.66	-2.7
ArchC pfE	ACGLP	1.31	5.5	...	25.25	22.75	43	23.94	-4.7
ArchrkPtrs	APLP	1.14	7.5	...cc	15.71	10.58		15.30	+28.5
Arcimoto n	**FUV**	**...**	**...**	**...**	**6.35**	**2.26**	**10**	**3.75**	-6.5
ArcturusT rs	ARCT	...	...	...	15.19	4.78	16	8.16	+2.6
Ardelyx	ARDX	...	...	...	8.65	3.58	365	4.10	-37.9
ArenaPh rs	**ARNA**	**...**	**...**	**...dd**	**50.05**	**20.02**	**634**	**41.44**	+22.0
AresCap	ARCC	1.52	9.0	9	17.11	15.03	1001	16.87	+7.3
Argenx n	ARGX	...	...	...	103.00	19.42	158	93.49	+48.1
ArkRst	ARKR	1.00	4.1	90	29.49	21.75	1	24.29	-10.1
Arotech	ARTX	...	...	27	4.35	2.70	44	3.85	+8.5
ArrayBio	ARRY	...	...	...dd	20.21	7.15	2261	16.03	+25.2
ArrisIntl	ARRS	...	...	30	30.38	22.60	561	25.90	+.8
▲ArrowFn	AROW	1.00b	2.6	17	38.60	30.29	15	38.60	+13.7
ArrCountR n	DWCR	...	...	...	33.04	27.55	1	29.11	-3.6
ArwDWATc	DWAT	.09e	.7	...q	12.50	10.93	0	12.08	+3.8
▲ArrowPhm	ARWR	...	...	...dd	17.18	1.51	2142	16.60	+351.1
▼Arsanis n	**ASNS**	**...**	**...**	**3**	**28.69**	**2.82**	**167**	**2.84**	-77.7
ArtesRes	ARTNA	.95	2.5	26	43.22	32.00	5	38.28	-.7
ArtsWay	ARTW	.05	1.8	...dd	5.45	2.00	3	2.80	-6.2
AscenaRtl	ASNA	...	...	...dd	4.74	1.69	1797	3.56	+51.5
Ascendis n	ASND	...	...	...	76.29	26.30	171	67.21	+67.8
AscentCap	ASCMA	...	...	...	17.84	1.68	213	2.80	-75.6
AsiaPWire	APWC	.10e	...	...	3.10	2.26	1	2.55	-7.3
AspenGp n	ASPU	...	...	...	9.61	5.35	49	7.03	-21.2
▲AspenTech	AZPN	...	...	41	99.99	53.51	323	98.32	+48.5
AssembBio	**ASMB**	**...**	**...**	**...dd**	**67.36**	**20.76**	**129**	**41.92**	-7.4
AstaFd lf	ASFI	5.30e	...	...	5.30	2.85	6	2.85	-17.2
Astec	**ASTE**	**.40**	**.8**	**27**	**64.80**	**45.70**	**1330**	**48.21**	-17.6
AstroNova	ALOT	.28	1.5	38	20.00	11.00	15	18.75	+35.4
Astronics	ATRO	...	...	67	49.45	23.95	46	39.01	-5.9
Astrotch rs	ASTC	...	...	...	8.15	1.64	26	3.32	-.9
AsureSftw h	ASUR	...	...	...dd	19.78	9.89	142	15.99	+13.2
AtaraBioth	ATRA	...	...	...dd	54.45	12.65	651	38.75	+114.1
athenahlth	ATHN	...	...	96	163.94	111.61	1263	149.93	+12.7
Athenex n	ATNX	...	...	...	20.00	13.16	213	19.31	+21.4
Athersys	**ATHX**	**...**	**...**	**...dd**	**3.09**	**1.29**	**1258**	**1.96**	+8.3
AtlAcq n	ATAC	...	...	...	15.00	9.75	17	10.26	+4.1
AtlAcq un	ATACU	...	...	...	11.00	9.56	2	11.00	+7.8
AtlAcq rt	ATACR	...	...	...	.85	.33	50	.83	+38.3
AtlanAmer	AAME	.02	.8	...dd	4.00	2.30	6	2.60	-23.5
AtlCapBc n	ACBI	...	...	32	21.60	15.20	32	19.40	+10.2
AtlanticaYd	AY	1.18e	6.0	...	25.99	18.00	232	19.75	-6.9
Atlanticus	**ATLC**	**...**	**...**	**...**	**2.67**	**1.52**	**4**	**1.79**	-25.4
AtlasAir	AAWW	...	...	7	75.29	50.65	256	67.85	+15.7
AtlasFin	AFH	...	...	...dd	21.50	8.05	55	8.70	-57.7
AtlasFin pf	AFHBL	1.66	6.6	...	27.87	24.43	2	25.02	-4.0
Atlassian n	TEAM	...	...	...dd	68.98	33.16	927	64.49	+41.7
Atomera n	ATOM	...	...	...dd	8.00	2.45	15	5.81	+34.2
AtriCure	ATRC	...	...	...dd	30.96	14.88	169	28.49	+56.2
Atrion	ATRI	4.80	.8	48	694.00	516.85	8	632.45	+.3
AttisInd hn	ATIS	...	...	...	3.63	.35	76	.39	-63.1
AttisI wt h	ATTSW	...	...	...	.30	.10		.14	-12.5
Attunity	ATTU	...	...	...dd	13.00	6.25	257	12.72	+82.2
aTyrPhm n	LIFE	...	...	...	6.50	.80	161	.88	-74.9
AubNB	AUBN	.96	1.9	22	53.96	33.22	4	50.25	+29.2
Audentes n	**BOLD**	**...**	**...**	**...dd**	**46.18**	**15.74**	**217**	**38.60**	+23.5
▲AudCodes	**AUDC**	**.20p**	**...**	**24**	**8.43**	**6.15**	**601**	**9.00**	+22.3
AuriniaPh	AUPH	...	...	...dd	7.60	4.41	412	5.80	+28.0
AutoWeb	**AUTO**	**...**	**...**	**10**	**12.19**	**2.88**	**23**	**3.84**	-57.4
Autodesk	ADSK	...	...	...dd	142.94	101.55	1035	132.31	+26.2
Autolus n	**AUTL**	**...**	**...**	**...**	**30.00**	**19.17**	**38**	**23.50**	-6.0
AutoData	ADP	2.76f	2.0	37	141.52	102.46	1656	137.11	+17.0
AvadelPh	AVDL	...	...	10	11.93	5.60	173	6.55	-20.1
AveThera n	ATXI	...	...	...	7.24	3.28	10	4.01	+10.8
AVEO Ph h	AVEO	...	...	...dd	4.24	1.86	2994	2.39	-14.3
AviatNet rs	AVNW	...	...	...dd	19.79	12.90	4	15.68	+3.4
AvidBios rs	CDMO	...	...	...dd	6.57	2.24	861	5.77	+48.7
AvidB pfE	CDMOP	2.63	11.5	...	27.00	21.24		22.93	-6.0
AvidTech	**AVID**	**...**	**...**	**...dd**	**7.65**	**3.99**	**145**	**4.80**	-10.9
Avingr nrs	AVGR	...	...	...dd	25.20	.95	184	1.37	-81.2
AvisBudg	CAR	...	...	11	50.88	29.80	1468	32.95	-24.9
AvistaHl un	AHPAU	...	...	...	10.45	10.00		10.27	-.3
AvistaHl wt	AHPAW	...	...	...	.51	.26		.39	+39.3
AvistaHl n	AHPA	...	...	...	10.20	9.28		10.06	+1.4
Avnet	AVT	.76	1.8	11	44.85	35.67	476	43.00	+8.5
▲AvroBio n	AVRO	...	...	...	39.20	26.51	125	38.79	+24.3
Aware	AWRE	...	...	35	5.20	3.70	17	3.90	-13.3
Axcelis rs	ACLS	...	...	6	37.05	18.60	738	21.35	-25.6
▲AxoGen	AXGN	...	...	...dd	56.40	14.30	364	54.55	+92.8
▲AxonEntpr	AAXN	...	...	...cc	75.18	20.57	1194	72.24	+172.6
Axovant n	AXON	...	...	...dd	27.98	1.02	992	2.41	-54.3
AxsomeT n	AXSM	...	...	...dd	6.45	2.05	340	3.00	-46.4
AytuBioSc n	AYTU	...	...	...	6.82	.23	569	.27	-87.8
AzurRx n	AZRX	...	...	...	5.25	2.25	7	2.46	-32.4

- B -

Name	Ticker Symbol	Div	Yield	PE	52-week High	52-week Low	Vol 1000s	Last	YTD %Chg
:B Comm	BCOM	3.58e	...	...	20.49	7.57	1	8.01	-56.5
BRileyFn	RILY	.49e	2.2	23	23.70	15.15	19	22.50	+24.3
BRileyF 7.5	RILYL	1.88	7.4	...	26.84	25.19	2	25.25	-2.9
BRiley27 n	RILYZ	1.88	7.5	...	26.20	24.76	10	24.95	-3.6
BRileyF27 n	RILYG	...	...	...	25.90	24.49	11	24.90	-1.9
BRiley23	RILYH	1.84	7.2	...	25.72	25.07	12	25.40	+1.2
BCB Bc	BCBP	.56	3.7	16	16.10	12.05	11	14.95	+3.1
BFC Cp pf	BANFP	1.80	6.4	...	33.54	26.05		27.98	+1.7
BGC Ptrs	BGCP	.72	6.6	...cc	16.97	10.65	1562	10.92	-27.7
BIO-key n	BKYI	...	...	...	3.67	1.20	17	2.25	+27.1
BJsRest	BJRI	.44	.7	25	65.40	28.00	341	62.10	+70.6
BMC Stock	BMCH	...	...	23	25.70	17.10	356	21.00	-17.0
BOK	BOKF	1.80	1.8	18	107.00	77.10	199	98.41	+6.6
BOK 56 n	BOKFL	1.34	5.4	...	26.23	24.47	15	25.03	-2.3
BOS Ltd	BOSC	...	...	...dd	2.97	1.53	36	2.58	+17.8
BSB Bcp	BLMT	...	...	20	36.50	27.25	8	34.85	+19.1
Baidu	BIDU	...	...	10	284.22	193.02	2748	256.48	+9.5
Balchem	BCPC	.42f	.4	45	104.59	70.23	97	98.87	+22.7
BaldwLy	BWINA	1.12	4.7	54	24.86	21.31		23.65	-2.5
BaldLyB	BWINB	1.12	4.8	53	25.70	21.20	12	23.30	-2.7
BallardPw	BLDP	...	...	...dd	5.94	2.57	862	3.04	-31.1
BncFstOK s	BANF	.84	1.3	21	65.70	48.20	36	64.00	+25.1
Bancorp34 n	BCTF	1.25e	...	...	17.25	14.00	0	15.75	+6.8
BncpBnk lf	TBBK	...	...	...dd	12.00	7.29	146	10.89	+10.2
Bandwith n	BAND	...	...	30	40.83	18.05	66	36.88	+59.5
BankOZK	OZK	.80f	1.9	13	53.70	40.15	2006	41.15	-15.1
▲BkCmcCA	BOCH	.16	1.2	17	12.95	9.90	40	13.20	+14.8
BankMarin	BMRC	1.28f	1.5	25	90.85	61.57	14	87.05	+28.0
BkMont36 n	BMLP	3.43e	7.0	...	53.32	43.00	0	49.24	+3.2
BkPrince n	BPRN	...	...	...	35.45	29.43	10	35.05	+2.1
BankSC	BKSC	.60	2.9	20	22.50	15.77	0	20.80	+18.5
BkofJames	BOTJ	.24	1.5	16	18.00	13.87	1	15.78	+5.7
BankFncl	BFIN	.36f	2.1	26	18.62	14.66	16	17.37	+13.2
BankwellF	BWFG	.48	1.5	16	37.95	30.11	6	32.77	-4.6
Banner Cp	BANR	1.40a	2.3	20	62.98	52.20	101	62.02	+12.5
Baozun n	BZUN	...	...	...cc	67.41	25.74	2169	61.01	+93.3
BiPTrLBear	DLBS	...	...	...q	22.73	13.54	1	20.65	+26.4
BiP10yTBear	DTYS	...	...	...q	24.96	13.93	18	23.08	+26.5
BiP2yrTBull	DTUL	...	...	...q	65.27	56.03		56.75	-6.2
BiPTrSteep	STPP	...	...	...q	35.49	29.08	2	30.15	-1.9
BiPUrFlat	FLAT	...	...	...q	64.99	60.23		63.00	+2.0
BiP10yTBull	DTYL	...	...	...q	77.88	72.41		72.96	-5.4
BiP2yrTBear	DTUS	...	...	...q	40.28	29.63		40.05	+14.3
BiPTrLBull	DLBL	...	...	...q	78.32	75.08		75.08	-4.1
BarIvrsUST	TAPR	...	...	...q	30.68	19.30	1	28.19	+28.3
BarHilc n	BHAC	...	...	...	12.00	10.20		10.74	+2.9
BarHilc rt	**BHACR**	**...**	**...**	**...**	**.45**	**.10**	**2**	**.13**	-18.8
BarHilc wt	BHACW	...	...	...	.26	.03		.22	+211.4
BarHilc un	BHACU	...	...	...	28.81	8.52		10.63	+2.2
BarrettB lf	BBSI	1.00	1.1	39	98.76	44.52	15	94.00	+45.8
▼BassettF	BSET	.50f	2.0	39	41.30	25.70	36	25.15	-33.1
BayCom n	BCML	...	...	...	25.99	22.50	107	24.27	+5.1
BeacnRfg	BECN	...	...	21	66.48	38.71	1171	42.04	-34.1
▼BeasleyB	**BBGI**	**.20**	**2.7**	**2**	**14.40**	**8.55**	**1430**	**7.35**	-45.1
BedBath	BBBY	.64	3.4	7	31.15	16.52	2726	19.04	-13.4
BeiGene n	BGNE	...	...	...dd	220.10	65.59	299	176.37	+80.5
BelFuse A	BELFA	.24	1.1	22	29.90	15.24		21.26	-2.6
BelFuseB	BELFB	.28	1.2	22	33.45	17.10	9	22.65	-10.0
Belleroph n	BLPH	...	...	...dd	3.30	1.00	281	2.59	+.4
BellicumP	BLCM	...	...	...dd	13.30	5.02	626	6.82	-18.9
BenefBncp	BNCL	.24a	1.4	...	17.50	14.40	235	16.90	+2.7
▲Benefitfoc	BNFT	...	...	...dd	38.95	21.75	399	39.05	+44.6
Benitec wt	BNTCW	...	...	...	.47	.11		.45	+12.5
BenitecB n	BNTC	...	...	...	4.90	1.85	38	2.60	-12.2
Beyondsp n	BYSI	...	...	...	42.68	19.55	4	25.01	-14.0
Big 5Sprt	BGFV	.60	9.4	6	11.20	5.05	209	6.35	-16.4
BigRockP n	BRPA	...	...	...dd	10.93	9.58		9.94	+2.7
BigRock wt	BRPAW	...	...	...	.44	.30		.39	-3.5
BigRock rt	BRPAR	...	...	...	.74	.29		.43	+16.2
BigRock un	BRPAU	...	...	...	11.00	9.99		10.48	+2.3
Bilibili n	BILI	...	...	50	22.70	9.62	6207	13.92	+23.8
BioTechne	TECH	1.28	.8	54	166.81	112.33	274	162.49	+25.4
BioDlvry lf	BDSI	...	...	...dd	3.60	1.70	346	2.80	-5.1
BioHiTch n	BHTG	...	...	...dd	5.76	2.68	3	3.40	-25.3
BioLifeSol	**BLFS**	**...**	**...**	**...dd**	**22.86**	**3.12**	**489**	**19.82**	+230.3
BioLneRx h	BLRX	...	...	...	1.34	.78	202	.91	-16.8
BioXcelT n	**BTAI**	**...**	**...**	**...dd**	**14.79**	**6.76**	**57**	**9.10**	-17.5
BioanlySys	**BASI**	**...**	**...**	**34**	**2.95**	**1.37**	**19**	**1.72**	-29.8
Bioblast rs	ORPN	...	...	...	5.99	1.42	18	1.46	-36.1
Biocept rs	BIOC	...	...	...	44.55	3.50	242	6.13	-70.6
Biocryst	BCRX	...	...	...dd	6.69	3.95	387	5.84	+18.9
Biofront n	BFRA	...	...	30	17.98	11.25	46	13.00	+6.7
▲Biogen	BIIB	...	...	23	370.57	249.17	4112	372.84	+17.0
BioMarin	BMRN	...	...	...dd	104.46	75.81	1067	101.00	+13.3
Biomeri n	BMRA	...	...	...	9.32	2.58	30	3.75	+.3
BiondVax n	BVXV	...	...	...	10.75	4.60	4	6.27	+17.0
BiondVx wt	BVXVW	...	...	...	4.80	1.19		1.59	+23.4
BioScrip	BIOS	...	...	...dd	3.39	1.80	274	2.87	-1.4
BioSpecif	BSTC	...	...	28	51.82	38.05	14	46.97	+8.4
BiostrPh rs	BSPM	...	...	...dd	5.97	1.18	23	2.09	+18.1
BioTelem	**BEAT**	**...**	**...**	**...cc**	**51.05**	**23.30**	**640**	**47.60**	+59.2
BisnCap n	BCAC	...	...	...	10.09	9.67	2	10.02	+1.5
BisnCap wt	BCACW	...	...	...	.44	.30		.36	
BisnCap un	BCACU	...	...	...	11.37	10.05		10.94	+6.5
BisnCap rt	BCACR	...	...	...	.52	.25		.36	-4.5
BlackBox	**BBOX**	**.48**	**31.8**	**...dd**	**8.20**	**.75**	**982**	**1.51**	-57.5
▲BlRidgAc n	BRAC	...	...	...	9.83	9.52	4	9.85	+2.1
BlRidgA wt	BRACW	...	...	...	.35	.24		.32	-4.5
BlRidgAc rt	**BRACR**	**...**	**...**	**...**	**.43**	**.22**	**6**	**.38**	+35.7

Name	Ticker Symbol	Div	Yield	PE	52-week High	52-week Low	Vol 1000s	Last	YTD %Chg
BlRidgA un	BRACU	...	...	...	11.35	9.97		10.56	+4.2
BlackLin n	BL	...	...	...	50.31	28.79	240	46.62	+42.1
BlkRkCap	BKCC	.72	12.1	85	7.67	5.48	315	5.96	-4.3
▲Blckbaud	BLKB	.48	.4	78	118.97	81.64	408	117.70	+24.6
BlinkCh n	BLNK	...	...	...dd	8.65	1.28	216	3.38	+8.3
BlinkCh wt	BLNKW	...	...	...					
BloominBr	BLMN	.36	1.8	16	25.00	16.11	1907	20.44	-4.2
Blucora	BCOR	...	...	...cc	40.60	19.05	520	36.90	+67.0
BlueBird	BLBD	...	...	10	24.99	15.66	59	23.15	+16.3
BlueHBcp	BHBK	.60a	2.7	27	22.95	17.85	98	21.95	+9.2
BluebBio	**BLUE**	**...**	**...**	**...dd**	**236.17**	**85.65**	**1453**	**163.65**	-8.1
BlueknEP	**BKEP**	**.32m**	**10.8**	**...**	**6.25**	**2.75**	**212**	**2.98**	-41.7
Bluekn pf	BKEPP	.72	11.3	...	8.05	5.99	58	6.35	-18.3
BlueprtM n	BPMC	...	...	...dd	109.00	41.41	384	61.40	-18.6
BofI Hld s	BOFI	...	...	19	45.18	24.20	445	41.45	+38.6
BofI pf	BOFIL	1.56	6.1	...	28.33	24.25	2	25.77	-.2
Boingo	WIFI	...	...	...dd	28.34	14.66	368	22.20	-1.3
Bojangles n	BOJA	...	...	8	16.20	11.35	221	14.15	+19.9
BonsoElec	**BNSO**	**...**	**...**	**...**	**5.04**	**1.96**	**8**	**3.79**	+54.7
BookingHl	BKNG	...	...	28	2228.99	1630.56	338	2026.25	+16.6
BorqsTch	BRQS	...	...	78	10.35	4.00	1	4.65	-14.7
BosOma n	BOMN	...	...	...	35.49	13.00	31	20.22	-37.6
BostPrv	BPFH	.48	3.3	19	17.85	13.95	363	14.70	-4.9
BostPrv wt	BPFHW	...	...	...	11.39	8.18		8.54	-11.2
▲BttmlnT	EPAY	...	...	77	56.81	27.18	461	56.31	+62.4
Boxlight n	BOXL	...	...	...dd	17.40	3.00	670	4.27	-26.2
Brainstorm	BCLI	...	...	...dd	5.35	2.88	64	4.27	+8.9
BridgeBcp	BDGE	.92	2.5	18	38.00	29.80	27	36.55	+4.4
BridgIne rs	**BLIN**	**...**	**...**	**...**	**4.45**	**1.03**	**13876**	**1.61**	-33.7
BridgBcs n	BWB	...	...	...	13.87	12.60	26	12.62	
BridgfdFds	BRID	...	...	13	21.55	11.05	0	13.52	+7.7
Brightcove	BCOV	...	...	...dd	10.75	6.30	158	9.40	+32.4
BrghtFn n	BHF	...	...	...	69.29	39.24	922	42.55	-27.4
BroadcInc	AVGO	7.00	3.2	9	285.68	197.46	8020	217.34	-15.4
BroadVis	BVSN	...	...	...dd	4.50	1.77	10	2.05	-43.1
BrdwyFn h	BYFC	...	...	68	2.67	1.91	0	2.03	-14.0
BroadwdE	BWEN	...	...	...dd	4.53	2.10	4	2.45	-9.9
BrkfldPrp	BPY	1.26	6.1	...	24.96	18.13	1086	20.76	-6.3
BrklneB	BRKL	.40f	2.1	22	19.35	13.60	208	18.85	+20.1
BrooksAuto	BRKS	.40	1.3	33	36.45	21.75	497	30.63	+28.4
BrukerCp	BRKR	.16	.5	29	36.53	26.98	597	30.80	-10.3
BrynMawr	BMTC	1.00f	2.0	28	49.90	38.75	57	48.80	+10.4
▼Bsquare	BSQR	...	...	...dd	5.84	2.45	20	2.45	-47.3
BldrFstSrc	BLDR	...	...	17	23.28	14.39	1224	17.35	-20.4
BusinFst n	BFST	.32	1.2	90	30.00	23.10	14	26.02	+3.0

- C -

Name	Ticker Symbol	Div	Yield	PE	52-week High	52-week Low	Vol 1000s	Last	YTD %Chg
:C&F Fnc	CFFI	1.36	2.1	20	66.08	45.28	13	64.75	+11.6
CA Inc	CA	1.02	2.3	20	44.20	30.45	6379	43.98	+32.2
CAS Med	CASM	...	...	...dd	2.06	.59	21	1.92	+149.4
CASI Phr h	CASI	...	...	...dd	8.42	.93	251	6.95	+113.8
CB FnSvcs	CBFV	.88	2.6	23	36.95	26.00	7	34.15	+13.8
CBAK Eng	CBAK	...	...	...	2.35	.85	28	.87	-41.0
CBOE Glb	CBOE	1.08	1.0	42	138.54	92.20	563	104.13	-16.4
CBTX Inc n	CBTX	.20	.6	...	35.00	27.00	52	33.87	+14.2
CDK Globl	CDK	.60	.9	26	76.04	60.28	947	64.46	-9.6
CDW Corp	CDW	.84	1.0	30	88.36	58.57	954	85.10	+22.5
CEVA Inc	CEVA	...	...	24	51.80	27.35	69	31.75	-31.2
CH Robins	CHRW	1.84	2.0	27	100.18	64.61	1237	89.98	+1.0
CHF Sol rs	CHFS	...	...	...dd	24.45	1.34	288	1.58	-54.3
CHS Inc pf	CHSCP	2.00	6.6	...	31.47	28.89	6	30.28	+.5
CHS pfB	CHSCO	1.97	6.8	...	29.86	27.78	10	28.97	+.5
CHS pfB2	CHSCN	1.78	6.2	...	29.99	26.16	21	28.57	+4.4
CHS pfB3	CHSCM	1.69	6.2	...	28.98	25.56	34	27.42	+3.6
CHS pfB4	CHSCL	1.88	6.6	...	29.90	27.15	41	28.50	+1.2
CIM CmTr	CMCT	.50a	3.3	41	20.45	11.75	2	15.15	-20.7
CIM CT pfL	CMCTP	...	...	...				1.00	
CLPS Inc n	CLPS	...	...	...	17.35	4.70	116	14.23	+158.3
CM Finan	CMFN	1.00	11.2	7	10.40	7.40	37	8.90	+9.2
▲CM Fin23 n	CMFNL	...	...	...	25.26	25.01	33	25.31	+.9
▲CM SevSt n	CMSS	...	...	...	9.92	9.59	17	10.09	+4.6
CM SevSt wt	CMSSW	...	...	...	.33	.24		.24	-17.2
CM SvSt un	CMSSU	...	...	...	10.58	9.93		10.58	+6.2
CM SevSt rt	CMSSR	...	...	...	.40	.01	50	.40	+25.0
CME Grp	CME	2.80a	1.7	37	174.36	120.12	1403	168.46	+15.3
CNBFnPA	CCNE	.66	2.1	17	32.86	23.50	29	31.62	+20.5
CPI Crd rs	PMTS	...	...	...	15.00	1.93	29	2.01	-45.2
CPS Tech	CPSH	...	...	28	2.20	1.04	1	1.41	-15.1
CRA Intl	CRAI	.68	1.3	28	58.74	34.49	33	53.80	+19.7
CRISPR n	**CRSP**	**...**	**...**	**...**	**73.90**	**16.16**	**2856**	**51.81**	+120.7
CSG Sys	CSGS	.84	2.1	26	48.82	37.21	209	40.71	-7.1
CSI Comp	CCLP	.75	12.3	...dd	8.05	4.19	134	6.10	+11.5
CSP Inc	CSPI	.44	4.2	23	18.89	8.75	1	10.51	-33.5
CSW Ind n	CSWI	...	...	38	56.20	37.80	70	54.70	+19.0
▲CSX	CSX	.88	1.3	10	70.43	47.99	9236	69.15	+25.7
CTI BioP rs	CTIC	...	...	...dd	5.36	2.17	605	2.24	-16.4
CTI Inds	CTIB	...	...	...	5.66	3.25	1	4.01	-1.5
CUI Glbl	CUI	...	...	...dd	4.35	2.44	33	2.80	+1.8
CVB Fncl	CVBF	.56	2.4	20	25.49	19.58	330	23.51	-.2
CVD Eqp	CVV	...	...	18	13.50	6.39	5	7.30	-37.2
▲CabotMicro	CCMP	1.60	1.4	44	119.32	68.00	307	118.00	+25.4
▲Cadence	CDNS	...	...	57	46.00	34.76	3034	45.50	+8.8
Cadiz h	CDZI	...	...	...dd	14.75	9.65	74	13.10	-8.1
CaesarStne	CSTE	.29e	...	34	36.30	12.50	189	16.00	-27.3
CaesarsEnt	CZR	...	...	...dd	14.50	10.25	12915	11.70	-7.5
CafePress	PRSS	...	...	...dd	2.45	1.12	13	1.24	-32.8
Cal-Maine	CALM	2.52e	5.6	88	52.30	33.40	527	45.00	+1.2
Caladriu rs	**CLBS**	**...**	**...**	**...dd**	**11.65**	**2.63**	**56**	**5.21**	+48.4
CalaCvHi	CHY	1.20	9.3	...q	13.15	10.60	195	12.94	+9.2
▲CalaCvOp	CHI	1.14	9.5	...q	12.18	10.01	278	12.04	+7.6
CalaCv&Inc	CCD	2.00	9.0	...q	22.79	18.15	67	22.34	+11.3
CalaGDyIn	CHW	.84	9.2	...q	9.87	8.32	164	9.14	+.7
CalaGTR	CGO	1.20	8.1	...q	16.34	12.36	51	14.80	-1.7
▲CalaStrTR	CSQ	.99	7.6	...q	13.19	11.00	306	13.08	+8.3
CalAmp	CAMP	...	...	30	25.45	17.52	353	22.95	+7.1
CalavoGr h	CVGW	.95f	1.0	42	99.00	65.85	114	94.30	+11.7
Calithera	CALA	...	...	...dd	18.35	4.30	280	4.50	-46.1
CalumetSp	CLMT	...	...	...dd	9.95	4.95	171	7.60	-1.3
CalvUSInc n	CRUSC	...	...	...	100.02	99.98		99.98	
Calyxt n	CLXT	...	...	...	31.89	10.25	40	17.77	-19.3
CambLrn	ABCD	1.36	11.0	40	13.77	4.73	317	12.38	+118.0
CambrBc n	CATC	2.00f	2.2	...	92.54	70.00	17	89.00	+11.5
CamdnN s	CAC	1.20f	2.6	24	47.86	37.10	17	46.17	+9.6
Camtek h	CAMT	.56	6.9	13	8.74	4.17	46	8.07	+41.1
CdnSolar	CSIQ	...	...	5	19.09	11.37	598	13.04	-22.7
CancerGen	CGIX	...	...	...dd	3.95	.82	32	.94	-49.2
CantbryPk	CPHC	.28	1.9	23	17.72	11.15	1	14.85	-8.6
CpStarFn n	CSTR	.04p	...	54	22.22	16.00	13	19.05	-8.3
CapellaEd	CPLA	1.72	1.7	29	105.90	65.15	77	104.20	+34.6
CapCtyBk	CCBG	.28	1.1	24	26.50	19.76	26	24.90	+8.5
CapProd	CPLP	.32	10.2	17	3.94	2.98	202	3.14	-6.5
CapSwst	CSWC	1.16a	6.2	18	19.38	14.85	7	18.68	+12.9
CapitalaF	CPTA	1.00	11.8	...cc	13.31	6.88	63	8.47	+16.3
Capitala22	CPTAL	1.50	6.0	...	26.15	24.13	4	25.02	-.7
CapF cv22	CPTAG	1.44	6.0	...	25.64	24.25		24.10	-3.0
CapFedFn	CFFN	.34a	2.6	21	15.11	12.19	279	13.18	-1.7
Capricor	CAPR	...	...	...dd	4.25	.91	352	1.24	-21.5
CpstnTur rs	CPST	...	...	...dd	1.90	.58	383	1.70	+120.8
CarGurus n	CARG	...	...	...cc	40.60	25.85	465	38.70	+29.1
CaraThera	CARA	...	...	...dd	22.29	11.11	978	18.65	+52.4
CarbBlk n	CBLK	...	...	...	35.00	21.44	345	22.70	-5.2
Carbonite	CARB	...	...	...cc	41.25	18.55	668	36.85	+46.8
CardiovSys	CSII	...	...	...	36.15	20.58	448	34.49	+45.6
Cardlytc n	CDLX	...	...	...dd	25.71	11.10	54	19.91	+48.9
Cardtronic	CATM	...	...	12	34.90	15.80	172	26.08	+40.8
CareTrust	CTRE	.82	4.9	33	19.82	12.73	536	16.70	-.4
CareDx h	CDNA	...	...	...dd	16.00	1.14	269	12.35	+68.3
CareerEd	CECO	.30f	1.6	...dd	19.07	8.10	600	18.27	+51.2
CarlyleGp	CG	1.41e	5.9	9	25.90	19.50	296	23.85	+4.1
CarlGp pfA	TCGP	1.47	6.2	...	25.85	23.17	81	23.86	-6.0
CaroFin s	CARO	.24	.6	23	45.58	31.33	165	41.90	+12.8
CarolTrBk	CART	...	...	31	10.00	7.65	4	8.30	-13.1
Carrizo	CRZO	...	...	29	31.57	11.10	2242	28.51	+34.0
CarrolsRst	TAST	...	...	20	15.25	9.90	192	14.70	+21.0
CarverBc lf	CARV	...	...	40	11.94	2.01	2	4.00	+37.6
CasaSys n	CASA	...	...	81	34.21	13.25	480	15.32	-13.7
CasellaW	CWST	...	...	...dd	27.50	15.20	203	25.83	+12.2
Caseys	CASY	1.16f	1.1	29	128.51	90.42	230	108.50	-3.1
CassInfo	CASS	1.04f	1.5	34	74.49	53.23	26	69.84	+20.0
▼Catabasis n	**CATB**	**...**	**...**	**...**	**3.78**	**.71**	**1796**	**.67**	-55.2
CatalstB rs	CBIO	...	...	...dd	37.00	3.11	363	10.18	-25.4
CatalystPh	CPRX	...	...	...dd	4.51	2.18	386	3.05	-22.0
Catasys n	CATS	...	...	...	8.88	3.30	20	7.10	+89.3
CathayGen	CATY	.96	2.3	16	45.59	34.00	345	42.46	+.7
CathGn wt	CATYW	...	...	...	24.59	17.25		22.21	-.4
CausIntV n	CIVEC	...	...	...					
CavcoInd	CVCO	...	...	37	225.00	123.10	52	214.00	+40.2
CecoEnv	CECE	.30	4.4	...	9.99	4.00	59	6.76	+31.8
Celcuity n	CELC	...	...	...	29.19	11.10	7	23.61	+24.6
Celgene	CELG	...	...	26	147.17	74.13	7651	87.17	-16.5
Celgene rt	CELGZ	...	...	...	1.61	.11	173	1.15	+18.6
CelldexTh	CLDX	...	...	...dd	3.26	.48	1395	.49	-82.7
CellectBio n	APOP	...	...	...	13.50	6.12	13	7.16	+2.3
CellectB wt	APOPW	...	...	...	4.38	1.44		2.41	+14.0
Cellct wt rs	CLRBW	...	...	...	.33	.10		.10	
Celct wtA	CLRBZ	...	...	...	.85	.39		.49	-1.6
Cellectar rs	CLRB	...	...	...	20.60	5.71	97	6.53	-52.3
Cellectis n	CLLS	...	...	...dd	38.85	21.25	107	29.97	+2.8
CallularBio	CBMG	...	...	...dd	22.75	8.30	34	21.40	+90.2
Celsion rs	CLSN	...	...	...dd	6.06	1.24	74	2.95	+10.1
CelsiusH n	CELH	...	...	...	7.00	3.42	70	4.52	-13.9
Celyad n	CYAD	...	...	...	64.75	25.55	6	29.70	-31.1
Cemtrx wt	CETXW	...	...	...	.61	.20		.27	+3.8
Cemtrex rs	**CETX**	**.02p**	**...**	**6**	**3.58**	**1.90**	**137**	**2.01**	-21.1
Cemtrx pf	CETXP	.58t	...	...	7.62	4.03	0	4.33	-14.5
CntRsDvA	CDEV	...	...	...	22.14	15.35	1711	17.44	-11.9
CntrStBk	CSFL	.40	1.3	...	32.27	21.77	289	30.29	+17.7
CEurMed	CETV	...	...	...dd	5.20	3.70	221	3.95	-15.1
CentrlFedl	CFBK	...	...	27	2.75	2.08	4	2.41	-12.4
CentGard lf	CENT	...	...	23	45.02	30.89	41	42.59	+9.4
CenGrdA lf	CENTA	...	...	...	41.97	29.72	88	39.60	+5.0
CntlVyCm	CVCY	.32f	1.5	17	22.98	18.05	14	21.00	+4.1
CentAl	CENX	...	...	20	24.77	12.60	2010	13.23	-32.6
CntyBcMA	CNBKA	.48	.6	...	89.40	63.41	8	77.30	-1.2
CentCas	CNTY	...	...	38	9.85	6.28	77	8.31	-9.0
CeragonN	CRNT	...	...	...	4.15	1.64	396	3.82	+92.9
Cerecor n	CERC	...	...	...dd	5.74	.52	27	4.42	+38.1
Cerecor wtA	CERCW	...	...	...	.60	.02		.26	-14.7
Cerner	CERN	...	...	31	73.86	52.05	953	60.53	-10.2
CerusCp	CERS	...	...	...dd	7.93	2.13	1050	7.52	+122.5
CescaTh h	KOOL	...	...	...	6.44	.37	65	.42	-86.1
Chaisma n	CHMA	...	...	...dd	2.95	1.25	5	1.55	-8.8
ChampO hrs	CSBR	...	...	...dd	9.37	2.19	127	8.99	+131.7
Changyou	CYOU	...	...	5	30.35	15.05	119	15.16	-38.9
Chantic rs	BURG	...	...	...	5.15	1.81	19	2.83	+7.4
CharlsCol h	CTHR	...	...	...dd	1.60	.80	16	1.09	-19.3
ChartInds	GTLS	...	...	50	80.31	32.54	359	75.12	+60.3
ChartCm n	CHTR	...	...	92	408.83	250.10	1163	282.32	-16.0
CharterFn	CHFN	.34f	1.4	24	26.01	15.81	24	24.41	+39.2
ChkPoint	CHKP	...	...	23	119.20	93.76	2017	111.02	+7.1
CheckC wt	CHEKW	...	...	...	.95	.15		.33	+80.6
CheckC nrs	CHEK	...	...	...	24.00	3.12	138	3.52	-66.3
ChckPnt n	**CKPT**	**...**	**...**	**...**	**10.50**	**2.25**	**28**	**2.72**	-29.9
Cheesecake	CAKE	1.16	2.0	19	60.08	38.34	970	58.31	+21.0
ChefsWhs	CHEF	...	...	58	31.90	13.60	393	28.85	+40.7
Chembio	CEMI	...	...	...dd	11.40	5.75	22	11.25	+37.2
ChemFinl	CHFC	1.12	2.0	19	59.83	43.61	166	56.23	+5.2
ChemoCntx	CCXI	...	...	45	15.08	5.42	181	12.15	+104.2
ChemungF	CHMG	1.04	2.3	26	56.83	38.79	11	46.20	-4.0
Cherokee h	CHKE	.20	44.4	...dd	5.70	.45	87	.45	-76.3
ChkSoup n	CSSE	...	...	...dd	13.26	6.19	57	9.60	+6.7
ChkSoup pf	CSSEP	2.44	9.8	...	25.29	24.05	2	24.91	
ChildPlace	PLCE	2.00	1.6	28	161.65	98.20	380	124.30	-14.5
Chimerix	CMRX	...	...	...dd	5.94	4.17	135	4.51	-2.6
ChAdvCns	**CADC**	**...**	**...**	**...dd**	**10.20**	**1.55**	**58**	**6.50**	+51.2
ChinAutLog	CALI	...	...	...	8.77	1.50		2.37	-25.9
ChinaAuto	CAAS	...	...	7	5.90	4.01	28	4.05	-15.7
ChinaBio	CBPO	...	...	25	107.44	71.85	150	102.49	+30.1
ChinCer rs	CCCL	...	...	...	4.28	1.25	45	1.63	-31.8
▼ChiCmCr h	**GLG**	**...**	**...**	**...**	**4.00**	**.97**	**133**	**.93**	-32.6
ChiCustR n	CCRC	...	...	...	35.10	7.90	1289	8.97	-47.4
ChiFnOnl	JRJC	...	...	...dd	4.14	1.35	19	1.92	-28.4
ChinaHGS	HGSH	...	...	3	4.48	1.18	17	1.62	+31.5
ChnaIntNt n	CIFS	...	...	...	66.10	10.81	52	14.50	-65.4
ChinaJJ h	CJJD	...	...	...dd	1.79	1.17	7	1.34	+7.7
ChinLend h	**CLDC**	**.32e**	**17.3**	**...**	**7.75**	**1.66**	**107**	**1.85**	-40.5
ChinaNRes	CHNR	...	...	...	4.23	1.88	10	2.11	-21.0
ChiRecy rs	CREG	...	...	...	9.39	.95	263	1.50	-46.4
ChnaTcF rs	CNTF	...	...	...	4.07	1.75	15	2.33	-10.0
ChXDPlas	CXDC	...	...	3	5.00	3.13	7	3.65	-20.7

Name	Ticker Symbol	Div	Yield	PE	52-week High	52-week Low	Vol 1000s	Last	YTD %Chg
ChiCache lf	CCIH	...	...	...dd	4.75	.72	257	1.34	-20.7
ChinaNt rs	CNET	...	...	...dd	11.90	.90	168	2.32	+112.8
ChipMOS	IMOS	1.97e	13.6	19	21.90	13.49	13	14.51	-17.8
ChromaDx n	CDXC	...	...	...	7.24	2.86	170	4.37	-25.7
ChrchllD	CHDN	1.52f	.5	35	314.60	183.53	34	299.90	+28.9
ChuysHldg	CHUY	...	...	34	34.10	18.00	85	32.45	+15.7
CideraTh n	CDTX	...	...	...dd	8.80	3.70	54	4.35	-36.0
Cimpress	CMPR	...	...	...cc	171.76	80.61	92	150.43	+25.5
CinnFin	CINF	2.12	3.0	20	81.98	66.33	506	70.74	-5.6
Cinedigm rs	CIDM	...	...	...	1.81	1.11	3	1.53	+2.0
Cintas	CTAS	1.62f	.8	36	207.98	130.09	821	206.99	+32.8
Cirrus	CRUS	...	...	15	66.87	34.78	697	39.92	-23.0
Cisco	CSCO	1.32f	3.1	21	46.37	30.36	17493	42.39	+10.7
CitiTrends	CTRN	.32	1.1	23	32.49	17.43	64	28.44	+7.5
CitiusPh wt	CTXRW	...	...	...	1.25	.21		.90	+50.0
CitiusPh n	**CTXR**	**...**	**...**	**...**	**5.49**	**2.08**	**229**	**2.80**	-26.3
▲Citiz&Nthn	CZNC	1.08	3.8	21	28.25	22.00	12	28.31	+18.0
CtzCmtyBc	CZWI	.20f	1.4	17	14.30	13.00	0	14.04	+4.0
CitizFst	CZFC	.28e	1.1	16	26.83	20.15	0	26.05	+8.5
CitizHold	CIZN	.96	4.1	17	26.00	21.18	1	23.60	+2.2
CitrixSy s	CTXS	...	...	30	110.94	73.34	1798	107.60	+22.3
CtyHld	CHCO	1.84	2.3	22	81.26	58.80	59	80.36	+19.1
CivistaBcsh	CIVB	.28	1.1	18	25.71	18.96	27	24.81	+12.8
Civista pf	CIVBP	1.63	2.3	...	80.00	61.34		72.00	-2.6
▲Clarus	CLAR	...	...	...	8.45	5.20	101	8.50	+8.3
CleanEngy	CLNE	...	...	...dd	4.05	1.31	1398	2.78	+36.9
▼ClearOne	**CLRO**	**.28**	**8.7**	**...dd**	**10.20**	**3.40**	**18**	**3.23**	-64.0
▲ClrAllCGr n	CACG	...	...	...	31.16	24.97	20	31.03	+11.4
ClrDvStr n	YLDE	...	...	...	29.07	25.67	0	28.11	+1.6
Clearfield	CLFD	...	...	25	15.30	10.35	13	11.30	-7.8
ClearsBio n	**CLSD**	**...**	**...**	**...dd**	**15.33**	**5.30**	**202**	**9.50**	+35.7
ClearSign	CLIR	...	...	...dd	4.70	1.65	39	1.95	-45.8
ClearS wt	CLIRW	...	...	...	1.55	.48		.75	-25.0
ClemPhr n	CMTA	...	...	...	20.15	9.00	50	11.59	-38.9
CleBio hrs	CBLI	...	...	...dd	4.25	2.24	2	2.40	-40.1
ClovisOnc	CLVS	...	...	...dd	99.45	41.31	611	45.06	-33.7
CoDiagn n	CODX	...	...	...	6.85	1.45	20	3.37	+27.7
CoBizFncl	COBZ	.40	1.8	35	23.48	16.28	161	22.21	+11.1
CoStar	CSGP	...	...	97	434.52	255.41	245	424.09	+42.8
CoastFn n	CCB	...	...	...	16.75	15.50	32	16.00	-2.4
CoastwayB	CWAY	...	...	75	27.95	19.55	7	27.75	+30.9
CocaBtl	COKE	1.00	.7	35	249.54	125.08	38	138.55	-35.6
CocrystP n	COCP	...	...	...	6.45	1.61	41	4.61	+.1
CodaOct n	CODA	...	...	...	8.44	3.28	80	4.80	+.6
Codexis	CDXS	...	...	...dd	16.80	4.80	248	15.15	+81.4
CdrsVlly	CVLY	.62b	2.0	16	33.46	22.82	5	31.58	+14.7
CoffeeH	JVA	...	...	42	5.75	3.65	11	5.40	+26.8
CogentC	CCOI	2.08f	4.0	...cc	57.65	35.75	193	52.15	+15.1
Cognex s	CGNX	.18	.4	34	72.99	39.90	793	44.50	-27.2
CognizTch	CTSH	.80	1.0	26	85.10	67.72	2612	82.26	+15.8
CohBar n	CWBR	...	...	...	10.79	4.44	117	5.86	+17.9
Coherent	COHR	...	...	24	329.00	145.66	510	170.31	-39.7
▲CoherusBio	CHRS	...	...	...dd	19.13	8.05	590	18.95	+115.3
Cohu	COHU	.24	1.0	33	26.66	17.11	202	25.18	+14.7
CollPlant n	CLGN	...	...	...	8.99	4.70	11	5.50	-38.5
CllctUnv	CLCT	.70	5.1	10	30.82	13.50	31	13.67	-52.3
Collegium n	COLL	...	...	...dd	29.90	9.01	482	19.59	+6.1
Colliers	CIGI	.10	.1	28	82.90	46.60	112	81.65	+35.3
ColonyBk	CBAN	.20	1.1	11	19.50	11.10	5	17.40	+19.2
ColBnkg	COLB	1.04f	2.5	22	48.06	35.67	213	42.35	-2.5
ColumFn n	CLBK	...	...	...	17.73	15.30	109	16.62	+7.8
ColuSprtw	COLM	.88	1.0	32	95.58	54.89	391	92.17	+28.2
Colmbus	CMCO	.20	.5	...cc	45.85	24.97	78	42.09	+5.3
comScore n	SCOR	...	...	...	25.69	20.02	81	20.66	-15.6
Comcast s	CMCSA	.76	2.3	16	44.00	30.43	21779	33.39	-16.3
CommScpe	COMM	...	...	30	41.60	26.29	1017	30.14	-20.3
CmcBMO	CBSH	.94f	1.4	20	70.00	49.43	309	69.02	+23.6
CmcBc pfB	CBSHP	1.50	5.8	...	27.65	25.00	6	25.73	-2.4
CmclVehcl	CVGI	...	...	30	13.90	5.55	102	7.15	-33.1
CommSys	JCS	.16	4.4	...dd	4.79	3.18	15	3.60	+1.1
CmtyBkTr	ESXB	...	...	25	10.05	7.90	8	9.75	+19.6
CmtyFinCp	TCFC	.40	1.1	18	40.69	32.06	4	35.39	-7.6
CommuFt n	CFBI	...	...	...	13.91	10.53	1	11.45	-1.3
CmtyHlt rt	**CYHHZ**	**...**	**...**	**...**	**.04**	**.01**	**2286**	**.03**	+300.0
CmtyTrBc	CTBI	1.32	2.6	16	53.00	40.33	34	50.60	+7.4
CmtyWest	CWBC	.20f	1.6	19	12.97	10.05	2	12.75	+19.7
CommVlt	CVLT	...	...	...	72.65	48.35	781	65.75	+25.2
Compugn	CGEN	...	...	...dd	5.00	2.25	88	3.35	+34.0
CmptrPr	CPSI	.40	1.2	54	34.65	27.60	106	34.10	+13.5
CmpTask	CTG	.24	3.7	...	9.62	4.90	61	6.54	+28.2
CmstkH rs	CHCI	...	...	...	6.58	1.20	22	2.53	+48.8
Comtech	CMTL	.40	1.2	27	35.38	17.11	222	32.99	+49.1
ConatusPh	CNAT	...	...	...dd	7.95	3.22	367	4.20	-9.1
ConcertPh	CNCE	...	...	...dd	30.71	13.57	140	15.91	-38.5
▼Conformis n	CFMS	...	...	...dd	5.73	1.02	384	1.01	-57.6
ConiferH n	CNFR	...	...	...dd	7.20	5.00	1	6.75	+16.4
Conmed	CNMD	.80	1.1	26	76.63	47.67	161	74.11	+45.4
Conns	**CONN**	**...**	**...**	**52**	**38.55**	**16.55**	**650**	**35.60**	+.1
ConnectOne	CNOB	.30	1.2	23	31.40	21.04	96	25.25	-1.9
ConnWtrSv	CTWS	1.25f	2.0	40	69.72	48.86	38	63.95	+11.4
ConsolCom	CNSL	1.55	12.0	...	20.72	10.31	772	12.92	+6.0
ConsolWtr	CWCO	.34	2.4	41	15.35	11.20	22	13.90	+11.1
ConstAlph n	CNAC	...	...	...	9.99	9.55	75	9.98	+2.4
ConstAl wt	CNACW	...	...	...	.30	.20		.25	+13.6
▲ConstAlp un	CNACU	...	...	...	11.21	8.22	0	11.50	+13.0
ConstAl rt	**CNACR**	**...**	**...**	**...**	**.95**	**.25**	**126**	**.55**	+77.4
ConstPh n	CNST	...	...	...	12.21	10.51	305	11.45	-.4
ConstPrt n	ROAD	...	...	...	14.06	10.86	42	12.38	+2.3
ConsuPtf	CPSS	...	...	5	4.86	3.27	39	3.44	-17.1
ContraFect	CFRX	...	...	...	2.93	.80	500	2.25	+122.8
▼ContraV rs	**CTRV**	**...**	**...**	**...**	**6.60**	**.85**	**1140**	**.85**	-70.5
Control4	CTRL	...	...	40	35.99	20.50	198	24.42	-17.9
ConvrgOn n	CVON	.02p	...	...	10.83	8.01	57	9.44	-5.4
CoolHl rs	AWSM	...	...	...	21.00	2.70	112	4.89	-31.9
Copart s	CPRT	...	...	37	60.43	30.46	2258	57.37	+32.8
CorbusPhm	CRBP	...	...	...dd	9.96	4.85	191	5.20	-26.8
Corcept	CORT	...	...	13	25.96	11.88	1074	12.97	-28.2
CoreMrk s	CORE	.40	1.7	29	38.20	17.10	213	23.90	-24.3
Corium	CORI	...	...	...dd	13.93	7.24	163	7.64	-20.5
CorOnDem	CSOD	...	...	...dd	55.31	33.24	311	52.67	+49.1
CorrevPh g	CORV	...	...	...dd	4.79	1.29		2.33	+50.3
Corvel	CRVL	...	...	30	61.20	45.01	16	55.30	+4.5
CorvusPh n	CRVS	...	...	...dd	17.64	7.42	59	10.45	+.9
▲Costco	COST	2.28f	1.0	31	220.46	150.06	1454	218.58	+17.4
CountrP rs	CPAH	...	...	...dd	7.30	2.09	61	2.94	-8.4
CountyBcp	ICBK	.28	1.1	13	33.94	24.34	4	26.12	-12.2
CoupaSft n	COUP	...	...	...dd	67.28	28.95	637	64.33	+106.1
Covenant	**CVTI**	**...**	**...**	**32**	**35.19**	**16.61**	**375**	**28.44**	-1.0
CowenInc s	COWN	...	...	39	18.25	11.63	346	14.40	+5.5
Cowen27 n	COWNZ	1.84	7.2	...	26.24	24.76	3	25.40	-1.2
Cowen33 n	COWNL	1.94	7.7	...	25.25	24.87	19	25.16	+1.0
CrackerB	CBRL	5.00f	3.4	16	179.12	141.75	452	146.39	-7.9
CraftBrew	BREW	...	...	33	21.00	16.55	49	19.65	+2.3
Cray Inc	CRAY	...	...	71	28.60	17.60	293	26.35	+8.9
▲CreditAcc	CACC	...	...	17	382.16	244.55	45	376.42	+16.4
CSVixMd rs	TVIZ	...	...	...q	16.27	7.93	7	8.56	-4.6
CSVixST rs	VIIX	...	...	...q	23.85	10.84	137	12.92	+9.7
CSSilvCC	SLVO	.61e	8.6	...q	8.63	7.01	10	7.08	-10.4
CSGoldCvC	GLDI	.53e	6.4	...q	9.48	8.25	6	8.31	-8.0
CSVS3xInSlv	DSLV	...	...	...q	30.51	20.03	181	29.09	+23.3
CSVS3xInG	DGLD	...	...	...q	54.33	37.83	79	53.12	+21.8
CS VS3xGld	UGLD	...	...	...q	12.72	8.48	324	8.69	-22.0
CSVIVxMT	ZIV	...	...	...q	94.42	60.60	69	77.49	-12.6
CrS Crd n	USOI	2.59e	9.1	...	33.00	22.27	1	28.44	+6.7
CS VSSilv	USLV	...	...	...q	14.96	7.63	3515	8.00	-31.1
Cree Inc	CREE	...	...	...dd	50.68	20.50	653	47.35	+27.5
Cresud	CRESY	.45e	2.7	...	23.69	14.44	66	16.53	-25.2
▲Crinetic n	CRNX	...	...	...	25.50	19.23	61	25.11	+2.4
Criteo SA	CRTO	...	...	27	53.79	21.00	439	34.37	+32.0
Crocs	CROX	...	...	...dd	19.54	7.53	1364	17.13	+35.5
CronosGp n	CRON	...	...	...	10.39	5.12	2573	6.27	-17.7
CrssCtryHl	CCRN	...	...	21	14.65	9.07	106	11.75	-7.9
CrownCfts	CRWS	.32	6.0	17	7.54	5.26	5	5.30	-17.8
CryoPrt wt	CYRXW	...	...	...	6.77	2.10		5.17	-5.2
CryoPort rs	**CYRX**	**...**	**...**	**...dd**	**16.88**	**5.56**	**356**	**14.93**	+73.8
Ctrip.com s	CTRP	...	...	25	60.65	40.13	4739	42.71	-3.2
CueBioph n	CUE	...	...	...	17.99	10.30	99	11.86	+2.0
CumbldPh	CPIX	...	...	...dd	7.96	5.53	0	6.04	-17.9
Curis rs	CRIS	...	...	...	11.35	1.57	174	1.76	-49.7
Cutera	CUTR	...	...	43	56.05	25.25	227	42.70	-5.8
Cyanotch h	CYAN	...	...	...dd	5.78	3.30	2	3.84	-1.8
CybrOpt	CYBE	...	...	98	25.20	11.35	33	18.65	+24.3
CyberArk	CYBR	...	...	91	69.97	39.34	409	66.27	+60.1
Cyclacel pf	CYCCP	.60	9.2	...	8.75	5.11		6.52	-11.9
Cyclacel rs	CYCC	.15p	...	...dd	2.27	1.28	10	1.52	-12.6
CymaBay	**CBAY**	**...**	**...**	**...dd**	**15.59**	**5.56**	**734**	**11.67**	+26.8
CypSemi	CY	.44	2.6	28	18.87	12.50	5848	16.89	+10.8
Cyren Ltd	CYRN	...	...	...dd	3.15	1.35	2	2.98	+19.0
CyrusOne	CONE	1.84	3.0	96	65.73	43.49	794	61.59	+3.5
CytRx rs	CYTR	...	...	...	5.99	1.06	96	1.22	-27.8
Cytokinetic	**CYTK**	**...**	**...**	**...dd**	**15.95**	**6.75**	**248**	**8.00**	-1.8
CytomX n	CTMX	...	...	...dd	35.00	13.09	556	26.04	+23.4
Cytori wt	CYTXW	...	...	...	.30	.01		.04	+218.2
▼CytoriTh rs	**CYTX**	**...**	**...**	**...**	**8.70**	**.91**	**205**	**.85**	-71.8
Cytosorbnt	CTSO	...	...	...	12.70	4.50	189	12.35	+90.0

- D -

Name	Ticker Symbol	Div	Yield	PE	52-week High	52-week Low	Vol 1000s	Last	YTD %Chg
:▼DBV Tech	DBVT	...	...	...	50.57	16.81	242	17.01	-30.9
DFB Hlt n	DFBH	...	...	...	9.80	9.60		9.61	-.9
DFB Hlt un	DFBHU	...	...	...	10.20	10.00		10.08	+.8
DHX Mda n	DHXM	.08	...	29	6.05	2.49		2.60	-26.8
DLH Hldgs	DLHC	...	...	50	6.83	5.00	0	5.50	-10.7
DMC Globl	BOOM	.08	.2	...dd	51.05	12.55	190	49.20	+96.4
DNB Fncl	DNBF	.28	.8	15	37.15	30.00	11	34.80	+3.3
DSP Gp	DSPG	...	...	...cc	13.95	11.30	48	13.05	+4.4
▲DXP Ent	DXPE	...	...	44	44.75	24.86	60	43.24	+46.2
DailyJourn	DJCO	...	...	...cc	250.95	195.00	1	234.49	+1.9
Daktronics	DAKT	.28	3.3	37	10.86	7.85	96	8.43	-7.7
DareBio rs	DARE	...	...	...	6.37	.74	126	1.23	-43.2
DarioHlth	DRIO	...	...	...	3.64	1.11	40	1.27	-20.7
DarioHl wt	DRIOW	...	...	...	.65	.12		.30	+33.2
DasanZ rs	DZSI	...	...	...dd	11.75	6.04	12	9.26	
Daseke n	DSKE	...	...	...	14.52	8.16	198	9.33	-34.7
Daseke wt	DSKEW	...	...	...	2.08	1.14		1.90	-6.9
Data IO	DAIO	...	...	18	16.49	6.04	54	6.12	-49.2
▲Datawatch	DWCH	...	...	...dd	13.65	7.70	150	13.25	+39.5
DaveBuster	PLAY	...	...	17	66.90	37.85	821	48.06	-12.9
DavidsT g n	DTEA	...	...	...dd	6.30	3.00	21	3.10	-20.5
DavSelFn n	DFNL	...	...	...	25.62	21.15	16	24.67	+3.0
DavSelEq n	DUSA	...	...	...	25.47	20.76	8	25.24	+7.8
DavSelW n	DWLD	...	...	...	28.88	22.64	39	27.06	+3.1
DawsonGeo	DWSN	.05p	...	...dd	8.40	3.61	34	7.47	+57.8
Deciphera n	DCPH	...	...	...	45.61	15.15	289	36.18	+59.6
▼DelFriscos	DFRG	...	...	...dd	18.85	11.10	182	11.05	-27.5
DelTaco	TACO	...	...	11	15.99	10.00	247	13.84	+14.2
DelTaco wt	TACOW	...	...	...	5.60	2.64		3.81	+29.1
DelmarPh n	DMPI	...	...	...	2.29	.61	66	.64	-41.7
DeltaTch h	DELT	...	...	...	4.70	.91	78	1.05	-.9
▼DenaliTh n	DNLI	...	...	...	25.79	13.30	839	13.50	-13.7
Dennys	DENN	...	...	28	17.75	11.24	148	15.65	+18.2
Dentsply	XRAY	.35	.7	...dd	68.98	41.64	1721	46.73	-29.0
Depomed	DEPO	...	...	...dd	10.97	4.31	1791	8.23	+2.2
Dermadc n	DDOC	...	...	...					
Dermira	DERM	...	...	...dd	31.42	6.98	997	10.01	-64.0
DescSys	DSGX	...	...	99	34.90	24.50	72	33.50	+18.0
DestMatrn	DEST	.80	13.8	...dd	6.84	1.02	170	5.78	+94.6
Dest XL	DXLG	...	...	...dd	2.70	1.45	25	2.10	-4.5
Deswell	DSWL	.28	8.5	...dd	3.64	2.26	2	3.28	+20.6
Determine	DTRM	...	...	...dd	2.43	1.20	15	1.33	-26.1
DexCom	DXCM	...	...	...dd	105.46	42.62	554	101.75	+77.3
DiamHill	DHIL	7.00e	...	14	219.90	183.34	6	194.51	-5.9
DiambkEn	FANG	.13p	...	26	138.25	85.73	856	133.45	+5.7
DianaCnt rs	DCIX	...	...	...dd	732.06	1.31	1164	1.65	-59.4
DicernaPh	DRNA	...	...	...dd	15.80	2.69	423	12.99	+43.9
DifferBr rs	DFBG	...	...	...dd	6.89	.70	541	6.32	+565.3
DiffusP hn	DFFN	...	...	...dd	2.97	.42	88	.44	-62.7
DigiIntl	DGII	...	...	47	14.70	8.50	86	13.15	+37.7
Digimarc	DMRC	...	...	...dd	39.95	22.85	51	30.00	-17.0
Digirad	DRAD	.22	13.3	...dd	4.15	1.25	20	1.65	-35.9
DigitalAlly	DGLY	...	...	...dd	3.90	1.70	28	2.35	-11.3
DigitlTurb	APPS	...	...	...dd	2.59	1.04	264	1.38	-22.9
DimeCBc	DCOM	.56	2.8	19	22.65	17.75	98	20.15	-3.8
▲Diodes	DIOD	...	...	40	38.33	25.76	492	38.35	+33.8
DiscIncA	DISCA	...	...	13	28.78	15.99	2822	26.07	+16.5
DiscIncB	**DISCB**	**...**	**...**	**14**	**48.85**	**19.25**	**0**	**27.00**	+8.9
DiscIncC	DISCK	...	...	12	26.64	14.99	2052	24.13	+14.0
DishNetw h	DISH	...	...	14	66.48	28.80	2846	30.30	-36.5

Continued on **next page**

Continued from **previous page**

Nasdaq

Name	Ticker Symbol	Div	Yield	PE	52-week High	52-week Low	Vol 1000s	Last	YTD %Chg
Diversicre	DVCR	.22	3.2	18	12.25	6.45	0	6.94	-30.7
DivrsRst h	SAUC	...	...	1	2.59	.97	181	1.01	-36.9
DixieGrp	DXYN	...	...	...dd	4.75	2.10	21	2.20	-42.9
DocuSign n	DOCU	...	...	...	66.80	37.00	1764	53.79	+35.4
DgssInt A n	**DOGZ**	**...**	**...**	**...**	**6.40**	**2.50**	**43**	**3.02**	-48.8
DollarTree	DLTR	...	...	13	116.65	68.66	2896	88.28	-17.7
DolphEnt hn	DLPN	...	...	...	5.77	2.47	8	3.06	-15.0
DolphE wt h	DLPNW	...	...	...	.80	.36		.41	-25.5
Domo B n	DOMO	...	...	...	28.86	18.35	1088	19.17	-29.8
DonegalA	DGICA	.57	4.1	24	18.25	13.28	9	13.76	-20.5
DonegalB	DGICB	.50	3.7	26	15.91	12.83		13.45	-11.6
DorchMin	DMLP	1.63e	8.4	19	20.93	13.90	89	19.35	+27.3
Dorman	DORM	...	...	23	83.44	56.36	162	71.26	+16.6
DovaPh n	DOVA	...	...	...	37.00	16.98	203	23.12	-19.7
DragVic n	LYL	...	...	...	14.99	2.72	18	3.04	-30.3
DrprOkw n	DOTA	...	...	...	10.10	9.71		10.10	+3.3
DrprOk wt	DOTAW	...	...	...	.90	.41		.90	+34.3
DrprOk rt	DOTAR	...	...	...	.65	.30		.59	+18.0
DrpOkwd un	DOTAU	...	...	...	13.50	10.07		10.80	+2.5
DropCar rs	DCAR	...	...	...	13.52	1.17	64	1.24	-69.6
Dropbox n	DBX	...	...	...	43.50	27.75	4940	30.75	+8.0
DryShips s	DRYS	.14e	...	1	6.90	.98	866	4.98	+41.1
▲DuluthH n	DLTH	...	...	36	25.39	15.13	262	24.47	+37.1
Dunkin	DNKN	1.39	2.0	30	73.49	50.89	2069	71.16	+10.4
DurectCp	DRRX	...	...	...dd	2.55	.75	356	1.50	+62.7
Dynasil	DYSL	...	...	8	2.06	1.13	19	1.34	+13.6
Dynatronic	DYNT	...	...	...dd	3.55	2.10		2.90	+.6
DynavaxT	**DVAX**	**...**	**...**	**...dd**	**24.45**	**8.15**	**2738**	**14.30**	-23.5

- E -

Name	Ticker Symbol	Div	Yield	PE	52-week High	52-week Low	Vol 1000s	Last	YTD %Chg
:E-Trade	ETFC	...	...	21	66.46	39.12	2755	60.04	+21.1
▼eBay s	EBAY	...	...	16	46.99	33.49	10880	33.52	-11.2
eBay56 n	EBAYL	1.50	5.7	...	27.35	25.00	37	26.21	-2.7
EDAP TMS	EDAP	...	...	...	4.25	2.07	34	3.20	+11.5
eHealth	EHTH	...	...	...dd	28.59	13.61	173	24.28	+39.8
EMC Inc s	EMCI	.88	3.1	20	32.19	24.51	5	28.12	-2.0
ENDRA n	NDRA	...	...	...	5.88	1.55	108	2.15	-55.8
ENDRA wt	NDRAW	...	...	...	2.00	.26		1.30	+4.0
ENGlobal	**ENG**	**...**	**...**	**5**	**1.47**	**.73**	**57**	**1.24**	+42.5
ESSA Bcp	ESSA	.36	2.3	23	16.80	14.16	4	15.72	+.3
EtfLonCanc	CNCR	...	...	...	32.32	21.75	40	24.43	+2.7
EtfAlpSmC	SMCP	...	...	...q	27.51	23.22	1	26.58	+1.9
EtfValidea	VALX	...	...	...q	30.43	26.30	2	29.92	+3.2
IsectPsGr ef	PMPT	...	...	...	28.26	25.08	0	27.42	+.7
EVO Pay n	EVOP	...	...	...	23.77	19.00	387	22.62	+18.9
EXFO g	EXFO	...	...	...dd	4.70	3.17	37	3.78	-13.2
eXp Wrld n	EXPI	...	...	...dd	19.00	10.89	169	14.28	-7.2
EagleBncp	EGBN	...	...	15	69.80	46.20	126	56.90	-1.7
EagBcMT	EBMT	.36	1.9	16	21.95	17.35	1	19.15	-8.6
EagleBkS rs	EGLE	...	...	...dd	6.14	4.18	308	5.47	+22.1
EaglFnB n	EFBI	.96f	6.1	...	19.57	14.93	20	15.80	-2.3
EaglePhm	EGRX	...	...	40	85.66	45.05	194	81.12	+51.9
EstWstBcp	EWBC	.92f	1.4	17	73.98	52.86	930	65.97	+8.4
EastrAcq n	EACQ	...	...	...cc	10.40	9.25	4	10.35	+2.5
EastrAc wt	EACQW	...	...	...	.97	.59		.73	+22.7
▲Easterly un	**EACQU**	**...**	**...**	**...**	**11.05**	**9.41**	**2**	**11.15**	+3.9
EasternCo	EML	.44	1.5	40	31.00	24.00	4	28.90	+10.5
EastDist wt	EASTW	...	...	...	1.00	.02		.54	-16.9
EastsDist n	EAST	...	...	...	9.25	3.35	42	7.70	+91.1
EV StkNx s	EVSTC	...	...	...	100.02	49.99		100.02	+100.0
EV GlInBu s	EVGBC	...	...	...	100.02	49.99		100.02	+100.1
EV 5-15Mu s	EVLMC	...	...	...	99.97	49.97		99.97	+100.1
EV DivCrd s	OKDCC	...	...	...	100.10	50.00		100.06	+99.9
Ebix Inc s	EBIX	.30	.4	27	87.50	55.35	100	82.90	+4.6
Echelon rs	ELON	...	...	...dd	8.37	4.07	8	8.32	+50.2
EchoGLog	ECHO	...	...	73	32.95	13.00	620	30.70	+9.6
EchoStar	SATS	...	...	13	62.29	43.33	122	45.11	-24.7
Eco-Stim h	ESES	...	...	...dd	1.71	.61	11	.67	-46.8
EcologyEn	EEI	.40	2.9	...dd	14.45	10.25	3	13.75	+31.0
EdgeTher h	EDGE	...	...	...dd	17.77	.84	325	.97	-89.6
Edgewater	EDGW	...	...	...dd	7.30	4.25	1	5.13	-17.8
EditasM n	**EDIT**	**...**	**...**	**...dd**	**45.02**	**15.28**	**1924**	**32.46**	+5.6
EducDevel	EDUC	.40f	2.1	32	27.93	9.25	5	19.15	+1.1
eGain	EGAN	...	...	...dd	19.05	1.55	953	14.80	+181.9
EgaletCp	**EGLT**	**...**	**...**	**...dd**	**1.59**	**.34**	**385**	**.34**	-66.0
EidosThr n	EIDX	...	...	...	24.75	18.10	84	20.11	-13.0
EigerBio rs	EIGR	...	...	...dd	18.00	7.46	44	10.45	-25.1
EksoBio n	EKSO	...	...	...dd	4.77	1.02	623	1.93	-9.4
ElPolLoc h	LOCO	...	...	73	13.63	9.05	200	11.75	+18.7
ElbitIm rs	EMITF	...	...	...	3.23	1.90	11	2.38	-16.2
ElbitSys	ESLT	1.76	1.5	20	153.13	111.01	22	119.98	-10.0
EldorRsts	ERI	...	...	57	46.85	19.80	553	43.55	+31.4
ElectSci	ESIO	...	...	8	27.72	8.41	366	17.58	-18.0
ElectroSen	ELSE	...	...	33	5.24	2.96	1	4.01	-1.0
electCore n	ECOR	...	...	...	20.25	13.32	137	14.65	-26.2
ElectArts	EA	...	...	32	151.26	99.63	3873	144.32	+37.4
EFII lf	EFII	...	...	...	49.55	25.28	283	34.19	+15.8
ElmiraSB	ESBK	.92b	4.5	17	21.00	18.00	1	20.50	+5.3
EloxxPh n	ELOX	...	...	...	24.60	11.11	102	15.77	+38.3
EltekLtd rs	**ELTK**	**...**	**...**	**...**	**8.95**	**2.65**	**10**	**3.75**	-8.1
▲EmclaireF	EMCF	1.12	3.0	19	37.50	26.75	6	36.96	+21.8
Emcore	EMKR	1.50e	...	...cc	12.20	4.40	362	5.10	-20.9
EmmisC rs	EMMS	...	...	1	5.84	2.44	6	4.78	+35.8
EmpirRst rs	NYNY	...	...	...dd	30.98	15.88	14	18.30	-32.2
EnantaPh	ENTA	...	...	64	127.77	37.10	267	112.42	+91.6
EncoreCap	ECPG	...	...	10	52.00	35.35	498	36.80	-12.6
EncorW	WIRE	.08	.2	15	58.70	37.30	112	47.90	-1.5
Endo Intl	ENDP	...	...	...dd	12.37	5.27	2628	11.63	+50.1
Endocyte	**ECYT**	**...**	**...**	**...dd**	**17.70**	**1.17**	**1344**	**15.51**	+262.4
Endologix	ELGX	...	...	...dd	6.72	3.75	304	5.15	-3.7
EndurIntl	EIGI	...	...	...dd	10.95	6.95	658	10.10	+20.2
Energous	WATT	...	...	...dd	33.50	6.91	319	13.54	-30.4
EngyFocus	EFOI	...	...	...dd	3.46	1.51	5	2.05	-16.3
EnrgyRec	ERII	...	...	...cc	11.30	6.13	144	8.30	-5.1
EnrgXXi hn	EGC	...	...	...dd	21.17	3.41	505	8.95	+55.9
Enphase	ENPH	...	...	...dd	7.60	.76	2706	6.62	+174.7
EnsignGp s	ENSG	.18	.5	30	40.09	18.75	121	37.46	+68.7
EnstarGp	ESGR	...	...	19	237.30	183.85	41	215.20	+7.2
EntegraFn	ENFC	...	...	23	30.70	22.40	136	30.05	+2.7
Entegris	ENTG	.28	.7	32	39.55	23.05	1161	37.55	+23.3
EnteraBi n	**ENTX**	**...**	**...**	**...**	**7.60**	**5.11**	**1**	**5.93**	-5.6
EntBcpMA	EBTC	.58	1.5	19	44.14	30.00	7	37.80	+11.0
▲EntFinSv	EFSC	.48f	.8	20	57.05	36.65	125	56.65	+25.5
Epizyme	**EPZM**	**...**	**...**	**...dd**	**21.40**	**11.15**	**827**	**12.65**	+.8
ePlus s	PLUS	...	...	26	102.75	67.65	54	100.85	+34.1
Equinix	EQIX	9.12f	2.1	...cc	495.35	370.79	747	428.73	-5.4
EquitFin n	EQFN	.20p	...	...	10.95	10.00	3	10.61	-2.7
EqtyBcsh n	EQBK	...	...	...	44.30	32.93	116	40.82	+15.3
Ericsson	ERIC	.13e	1.6	...dd	8.39	5.52	3634	8.14	+21.9
ErieInd	ERIE	3.36	2.8	29	129.73	106.63	13	119.61	-1.8
ErytechP n	ERYP	...	...	...	30.56	10.00	0	10.95	-50.3
Escalade	ESCA	.50	3.6	14	15.25	11.65	5	13.75	+11.8
Esperion	ESPR	...	...	...dd	82.68	33.06	658	43.08	-34.6
EsqFnHld n	ESQ	...	...	...	29.45	14.51	24	25.76	+30.5
EssaPh gs	**EPIX**	**...**	**...**	**...**	**12.74**	**2.00**	**24**	**3.20**	-26.9
Essendant	ESND	.56	4.0	...dd	14.63	7.20	131	13.88	+49.7
EstLab n	ESTA	...	...	...	27.76	24.11	60	26.25	+6.1
EstreAm n	ESTR	...	...	...	13.38	7.72	6	8.25	-4.5
EstreAm wt	ESTRW	...	...	...	1.03	.60		.71	-5.3
Etsy n	ETSY	...	...	61	45.88	13.58	1995	41.77	+104.3
EuroTech	**CLWT**	**...**	**...**	**...**	**8.45**	**2.00**	**45**	**4.25**	+28.4
Euronet	EEFT	...	...	19	101.07	70.67	537	84.02	-.3
Euroseas rs	ESEA	...	...	...	2.73	1.25	9	1.78	+4.5
EveloBio n	EVLO	...	...	...	16.75	11.10	50	13.70	-15.7
Ever-Glory	EVK	...	...	7	4.50	1.96	2	3.70	+57.4
EverQuo n	EVER	...	...	...	22.09	15.90	76	17.22	-4.4
Everbrdg n	EVBG	...	...	...dd	53.42	21.56	335	49.64	+67.0
EvrspnTc n	MRAM	...	...	...dd	21.49	6.40	30	9.03	+20.4
EvineLive	EVLV	...	...	...	1.74	.76	265	1.48	+5.7
EvofemBio	EVFM	...	...	...dd	12.56	.30	44	2.31	+18.5
Evogene	EVGN	...	...	...dd	5.23	2.66	4	2.93	-4.6
EvokePhm	EVOK	...	...	...dd	4.09	1.85	15	2.60	+15.0
Evolus n	EOLS	...	...	...dd	39.50	6.75	623	19.53	+69.8
EvolvgSys	EVOL	.44	16.6	7	5.85	2.55	13	2.65	-43.6
ExOne	XONE	...	...	...dd	12.50	6.16	222	7.44	-11.4
ExactSci h	EXAS	...	...	...dd	71.60	36.10	1835	63.07	+20.0
ExelaTch n	XELA	...	...	...dd	7.43	4.15	111	5.01	-2.7
Exelixis	EXEL	...	...	26	32.50	18.50	2579	20.86	-31.4
ExlSvcHld	EXLS	...	...	44	64.34	52.52	107	61.40	+1.7
Expedia h	EXPE	1.20	.9	58	161.00	98.52	1726	127.24	+6.2
ExpdIntl	EXPD	.90f	1.2	25	78.16	54.32	1466	73.89	+14.2
Exponent s	EXPO	.52	1.0	39	52.63	31.73	285	50.05	+40.8
ExpScripts	ESRX	...	...	10	85.07	55.80	2240	79.39	+6.4
ExtendStay	STAY	.88f	4.1	45	22.44	16.27	2780	21.58	+13.6
ExtrOilGs n	XOG	...	...	...	17.42	10.28	907	14.25	-.4
ExtrmNet	EXTR	...	...	...dd	15.55	7.63	913	8.83	-29.5
EyePtPh	EYPT	...	...	...dd	2.88	.93	250	2.26	+109.3
EyegatePh	**EYEG**	**...**	**...**	**...**	**1.42**	**.29**	**9158**	**.63**	-41.1
Eyegate wt	EYEGW	...	...	...	.21	.06		.18	+20.0
Eyenovia n	EYEN	...	...	...dd	10.74	5.75	63	6.20	-37.5
Ezcorp	EZPW	...	...	16	15.10	7.80	619	12.35	+1.2

- F -

Name	Ticker Symbol	Div	Yield	PE	52-week High	52-week Low	Vol 1000s	Last	YTD %Chg
:F5 Netwks	FFIV	...	...	23	183.27	114.63	843	172.46	+31.4
FAT Br n	FAT	.48	7.2	...	13.99	5.54	4	6.71	-24.8
FFBW n	FFBW	...	...	...	12.50	10.30	6	11.15	+1.2
FLIR Sys	FLIR	.64	1.2	31	55.72	36.43	1630	52.41	+12.4
FNCB Bc n	FNCB	.04p	...	...	10.00	8.01	1	8.73	-5.6
FRP Hldgs	FRPH	...	...	21	66.70	41.90	42	62.90	+42.1
FS Bncp	FSBW	.56f	.9	14	66.40	42.77	23	62.86	+15.2
FSB Bcp n	FSBC	...	...	...	18.23	15.00	3	17.75	+4.4
▼FTD Cos	**FTD**	**...**	**...**	**...dd**	**20.47**	**3.46**	**558**	**3.43**	-52.3
▲Facebook	FB	...	...	40	211.62	149.02	28315	214.67	+21.7
FDaves	DAVE	...	...	...dd	9.65	3.40	7	6.70	+2.3
Fanhua	FANH	.65e	2.1	53	38.24	8.21	176	31.36	+45.1
FarmerBrs	FARM	...	...	...dd	35.05	23.60	40	27.30	-15.1
FarmMer s	FMAO	.56f	1.2	30	49.99	27.05	8	47.68	+16.9
▲FarmCB	FFKT	.50	.9	19	55.55	32.60	13	56.15	+45.8
FarmersNB	FMNB	.28	1.7	19	16.90	12.80	21	16.25	+10.2
FaroTech	FARO	...	...	...dd	65.35	32.25	89	58.40	+24.3
Fastenal	FAST	1.60f	2.8	25	58.74	39.79	2860	56.62	+3.5
FateThera	**FATE**	**...**	**...**	**...dd**	**14.45**	**2.52**	**890**	**9.74**	+59.3
Fauquier	FBSS	.48	2.2	44	22.75	17.24	9	22.25	+1.6
FedNatHld	FNHC	.32	1.4	20	24.37	9.78	33	22.55	+36.1
FedlStAc n	FSAC	...	...	...dd	11.00	9.65		9.90	+2.0
FedlStA wt	FSACW	...	...	...	1.30	.95		1.10	-4.3
FedlStA un	FSACU	...	...	...dd	10.50	9.53		10.50	+2.4
FenncPhr n	FENC	...	...	...	14.99	7.55	77	8.99	-10.3
Ferrogl n	GSM	.16	2.0	...	17.61	7.85	632	8.10	-50.0
Fibrocll rs	FCSC	...	...	...	19.65	2.13	284	2.15	-32.8
FibroGen	FGEN	...	...	...dd	68.55	33.05	517	63.25	+33.4
FidD&D n	**FDBC**	**.96**	**1.5**	**...**	**68.00**	**33.09**	**4**	**65.75**	+59.2
▲FidNasdIdx	ONEQ	2.29e	.7	...q	308.74	243.11	44	307.95	+13.6
FidelSo	LION	.48	1.9	16	27.05	20.28	141	25.00	+14.7
FidusInvst	FDUS	1.56a	10.8	9q	17.04	12.63	54	14.50	-4.5
FidsInv23 n	FDUSL	1.47	5.7	...	28.00	24.85	1	26.01	+4.0
▲FiestaRst	FRGI	...	...	...dd	30.80	15.50	160	29.85	+57.1
FifthThird	FITB	.72f	2.5	8	34.67	24.66	6449	29.33	-3.3
FifthT pf	FITBI	1.66	6.0	...	30.54	27.00	24	27.52	-3.4
51job	JOBS	...	...	...dd	114.63	47.12	517	92.59	+52.2
FinTcII n	FNTE	...	...	...	11.99	9.70	153	9.90	-.2
FinTcII wt	FNTEW	...	...	...	1.90	.95		1.25	-9.4
FinTcII un	FNTEU	...	...	...	11.54	9.04		11.54	+9.9
FnclInst	FISI	.96	2.9	17	34.35	25.65	31	33.20	+6.8
Finisar	FNSR	...	...	...dd	28.84	14.25	1854	16.64	-18.2
FinjanH	FNJN	...	...	5	5.07	1.66	706	4.47	+106.9
FireEye	FEYE	...	...	...dd	19.36	13.40	2143	16.43	+15.7
FstBcpME	FNLC	1.16f	3.9	16	32.33	25.00	5	29.89	+9.8
FtBcpNC	FBNC	.40	1.0	24	42.94	29.73	80	41.47	+17.4
▲FstBcMiss	FBMS	.20	.5	23	36.95	26.10	39	37.70	+10.2
FstBkNJ	FRBA	.12	.8	33	15.00	11.15	36	14.85	+7.2
FstBusey rs	BUSE	.80	2.5	22	33.25	27.33	84	32.15	+7.4
FBusnFn s	FBIZ	.56	2.3	18	26.95	20.57	7	24.78	+12.0
FrstCap	FCAP	.92	2.5	18	43.02	30.55	0	37.28	+1.5
FtChoBc n	FCBP	...	...	...	33.50	26.54	8	28.66	+3.3
FCtzBA	FCNCA	1.40	.3	21	463.44	323.74	68	411.69	+2.2
FCmtyBsh	FCBC	.72a	2.2	20	36.09	24.02	13	32.03	+11.5
FCmtyCp	FCCO	.40	1.6	20	26.25	19.60	6	25.55	+13.1
FtConnBcp	FBNK	.68f	2.2	21	31.90	23.25	159	31.15	+19.1
1stCnstBn	FCCY	.24	1.1	17	27.00	16.15	16	22.35	+22.1
FstDefiF s	FDEF	.68	2.1	13	35.00	23.51	38	32.99	+27.0
FFnclOH	FFBC	.76	2.5	16	33.70	22.80	607	30.50	+15.7
FstFnB wt	FFBCW	...	...	...	18.00	12.41		18.00	+12.7
▲FstFnBksh	FFIN	.84f	1.4	28	58.15	37.31	449	58.05	+28.9
FstFnIN	THFF	1.02	2.1	21	50.20	39.55	35	48.45	+6.8
FstFnNwst	FFNW	.32f	1.6	23	21.82	13.13	14	20.10	+29.6
FstFound s	FFWM	...	...	22	20.43	16.08	89	18.57	+.2
FstGtyBc n	FGBI	.64b	2.4	...	29.50	22.76	1	26.33	+5.3
FsHawaii n	FHB	.96	3.4	...	32.36	26.30	727	28.51	-2.3
FIntntBcp	INBK	.24	.8	12	42.40	28.90	76	30.60	-19.8
FIntBc26 n	INBKL	1.50	5.8	...	26.74	24.75		25.68	-3.2
FstIntBc A	FIBK	1.12	2.6	20	44.95	33.33	191	43.65	+9.0
FstMerch	FRME	.88f	1.8	21	49.19	37.09	120	47.61	+13.2
FstMidIll	FMBH	.68a	1.7	18	42.46	30.01	14	40.77	+5.8
FMidBc	FMBI	.44	1.7	20	27.40	20.50	601	26.10	+8.7
FstNwBc n	FNWB	...	...	45	18.35	15.07	11	16.15	-.9
FstSavFin	FSFG	.60	.8	20	80.01	52.16	3	72.93	+27.9
FstSolar	FSLR	...	...	32	81.72	44.19	1223	53.05	-21.4
1stSource	SRCE	1.00f	1.7	20	59.33	44.59	54	58.26	+17.8
FTNDXTc	QTEC	.58e	.7	...q	83.42	62.64	76	79.98	+11.2
FtTr AbsRet	FAAR	.84e	...	...	34.79	27.00	8	28.64	-2.4
FT RisDv n	SDVY	.11e	.5	...	22.04	19.62		21.33	+1.6
FT AsiaPc	FPA	1.01e	3.1	...q	38.10	31.61	16	32.15	-10.0
FT Europe	FEP	.65e	1.7	...q	42.49	35.54	161	39.39	+.8
FT LatAm	FLN	2.01e	10.2	...q	23.27	17.33	7	19.63	-3.9
FT Brazil	FBZ	1.62e	12.9	...q	18.24	11.15	3	12.59	-18.9
FT China	FCA	.68e	2.3	...q	34.79	24.90	2	29.14	-1.9
FT Japan	FJP	.77e	1.4	...q	63.38	53.13	15	55.67	-7.1
FT SKorea	FKO	.59e	2.4	...q	32.08	24.42	1	24.91	-15.7
FT DevMkt	FDT	.96e	1.6	...q	67.22	56.50	95	60.26	-3.4
FT EmMkt	FEM	.64e	2.4	...q	31.32	25.06	387	26.32	-5.7
FT Germny	FGM	1.04e	2.2	...q	55.51	44.00	24	48.36	-5.5
FT Canada	FCAN	.29e	1.1	...q	27.35	23.69	1	26.03	-1.9
FT UK	FKU	1.57e	3.9	...q	43.39	36.52	0	39.98	+.3
FT Switzld	FSZ	.78e	1.5	...q	56.74	49.09	22	51.18	-3.0
FT HKong	FHK	2.82e	7.2	...q	46.25	36.40	1	38.96	-8.2
FT IndNif50	FTW	1.47e	3.8	...q	39.68	34.92		39.03	+8.8
FT EmMSC	FEMS	1.65e	4.2	...q	47.47	37.18	36	39.04	-9.9
FTDvMkSC	FDTS	.97e	2.3	...q	48.51	39.26	0	41.60	-6.3
FT EurzAlp	FEUZ	.50e	1.2	...q	48.43	40.17	7	43.12	-1.8
FstT BICK	BICK	.34e	1.2	...q	33.60	26.52	34	28.01	-7.2
FtTrInOp n	FCEF	.36	1.6	...	23.93	20.04	6	22.01	-.1
FtTrMun n	MCEF	...	...	...	19.39	17.65	1	17.91	-4.4
FtTrOpp n	FIXD	1.52	3.1	...	52.92	48.74	15	49.09	-3.3
FTNsdGrid	GRID	.19e	.4	...q	53.73	44.97	1	49.74	-2.4
FTMltAlnc	MDIV	1.20e	6.5	...q	19.48	17.60	92	18.41	-3.2
FTNsqTDv	TDIV	.86e	2.3	...q	38.44	31.07	29	36.71	+4.3
FTLwDOpp	LMBS	1.41	2.8	...q	52.30	50.98	147	51.06	-1.1
FTIntlMltA	YDIV	.99e	5.7	...q	19.83	17.04		17.39	-6.7
FT BuyInc	FTHI	.96	4.2	...q	24.00	21.53	7	23.03	-1.2
FT StratInc	FDIV	2.34	4.7	...	52.20	46.89	6	49.59	-3.0
FT HdgBuy	FTLB	.66	2.9	...q	23.65	21.34	11	22.74	-1.4
FTEnhSht	FTSM	1.11	1.9	...q	60.09	59.92	359	59.97	
FT RisDiv	RDVY	.40e	1.3	...q	32.00	26.51	62	30.44	+1.9
FT SSICv	FCVT	.48a	1.6	...q	32.38	27.52	59	30.17	+5.3
▲FT DWF5	FV	.18e	.6	...q	31.03	24.74	163	30.60	+11.0
FT AmIndR	AIRR	.08e	.3	...q	28.40	22.38	51	27.27	-.5
FT AI Rob n	ROBT	.07p	...	...	30.96	28.50	9	30.17	+4.9
FT US Eq	RNDV	.35e	1.6	...	23.04	19.30	1	21.66	-.1
FT SmCap	RNSC	.22e	1.0	...	23.38	19.03	1	22.84	+6.1
FT MdCap	RNMC	.19e	...	...	22.75	19.19	1	22.11	+1.9
FT LgCap	RNLC	.18e	...	...	23.11	19.67	2	22.24	+2.1
FT EM SI n	RNEM	1.25e	...	...	59.26	51.56		53.93	-1.0
▼FT DevInt	RNDM	.45e	...	...	55.12	49.43	2	50.43	-3.4
FTNsTrn ef	FTXR	.33e	1.3	...	27.65	22.24		24.96	-3.7
FT QualInc	QINC	.60e	2.4	...q	26.90	23.66	2	24.91	-2.3
FTNsSem ef	FTXL	.14e	.4	...	36.21	24.50	9	32.93	+8.7
FsTrNsRt ef	FTXD	.82e	3.5	...	23.93	18.88	1	23.21	+8.2
FTNasPh ef	FTXH	.51e	2.3	...	23.57	19.06	1	22.55	+5.4
FTNsOil ef	FTXN	.37e	1.5	...	25.88	16.85	3	24.36	+15.3
FTNaFood ef	FTXG	.32e	1.6	...	21.28	19.11		19.95	-4.0
FTNsBk ef	FTXO	.40e	1.4	...	32.44	24.57	171	29.46	+.3
FTDorW n	FVC	.17e	.6	...	28.96	22.93	108	28.45	+10.8
FT DWInt	IFV	.32e	1.5	...q	24.24	19.40	153	21.18	-4.8
FTEMCur	FEMB	2.68e	7.1	...q	48.17	37.33	6	37.96	-10.0
FT MunHI n	FMHI	1.68	3.3	...	53.47	49.45	1	50.28	-.4
FT RivAsia	RFAP	1.14e	2.0	...	64.93	55.60	2	57.29	-5.4
FT RivDev	RFDI	1.09e	1.7	...	68.99	60.24	40	62.53	-2.4
FT RvfrDyE	RFEM	1.12e	1.7	...	79.04	64.51	4	66.70	-5.3
FT RivEur	RFEU	.95e	1.5	...	70.58	61.30	2	64.53	-1.3
FT CA Mun	FCAL	1.50	3.0	...	53.00	48.91	0	50.45	-2.2
FTCapStrn	FTCS	.59e	1.1	...q	54.95	45.66	145	52.56	+3.0
FTN100ExT	QQXT	.14e	.3	...q	52.82	45.13	1	51.78	+6.5
FsTrGrEn	QCLN	.08e	.4	...q	21.73	17.87	12	19.73	-2.8
FTrTUSAlp	TUSA	.24e	.7	...q	35.46	29.30	1	34.80	+5.2
FstTrDrcy ef	DWPP	.27e	.9	...	30.68	25.63	2	29.57	+2.8
FTCloudC	SKYY	.13e	.2	...q	56.44	39.72	257	55.43	+20.8
FTNdqAuto	CARZ	.88e	2.3	...q	45.00	36.65	4	37.65	-10.8
FT GblAg rs	FTAG	.38e	1.5	...q	29.98	25.12		26.07	-7.4
FT GblNRs	FTRI	.45e	3.5	...q	13.25	11.23	1	12.70	+2.6
FT Cybersc	CIBR	.03e	.1	...q	27.84	20.59	172	27.27	+17.9
FTIntlIPO	FPXI	.28e	.8	...q	39.87	33.07	7	35.91	+1.5
FTSenLoan	FTSL	1.83	3.8	...q	48.65	47.69	106	47.92	-.2
FTTactHY	HYLS	2.64	5.6	...q	49.70	47.05	60	47.43	-2.3
FT GlbCmd	FTGC	.26e	...	...q	21.88	19.62	1152	19.91	-3.9
FT MgdMu	FMB	1.35	2.6	...q	54.43	52.06	36	52.76	-1.4
FTNDXEq	QQEW	.27e	.4	...q	63.55	52.68	15	62.76	+8.3
FT NsdABA	QABA	.75e	1.3	...q	58.63	45.86	48	56.47	+7.7
FTSmartph	FONE	.86e	1.7	...q	55.89	47.30	2	49.86	-4.5
FstUSBcsh	FUSB	.08	.7	34	14.38	10.52	3	11.25	-12.1
FstUtdCp	FUNC	.36	1.9	18	24.32	14.55	8	19.15	+10.1
First LI s	FLIC	.60	2.4	10	33.50	23.30	40	24.85	-12.8
FsthdTech	SVVC	...	...	...q	15.59	7.29	79	14.50	+61.8
FstSvc n	FSV	.54	.7	42	80.79	62.90	22	78.48	+12.2
Fiserv s	FISV	...	...	37	77.78	59.85	1683	77.18	+17.7
FiveBelow	FIVE	...	...	...cc	109.09	45.52	1378	98.62	+48.7
FivePrime	FPRX	...	...	...dd	48.87	15.32	259	16.24	-25.9
FiveStar	FVE	...	...	...dd	1.80	1.05	22	1.35	-10.0
Five9	**FIVN**	**...**	**...**	**...dd**	**39.55**	**19.53**	**565**	**34.27**	+37.7
Flex Ltd	FLEX	...	...	15	19.71	12.93	2793	14.97	-16.8
FlexPhm n	FLKS	...	...	...dd	8.98	.80	71	.85	-75.6
FlxGlbImp	ESGG	...	...	...	101.95	87.20	1	97.67	+2.8
FlxUS Imp	ESG	...	...	...	67.86	57.72	0	66.82	+5.0
FlxRAstAlo	ASET	...	...	...	29.37	26.74	0	27.93	-2.9
FlxUSQLgC	QLC	...	...	...q	35.78	29.53	24	34.76	+4.3
FlxUSLgCp	LKOR	.41e	...	...q	55.13	49.28	1	50.13	-8.5
FlxUSCpBd	SKOR	1.24	2.5	...	51.61	48.59		48.98	-3.8
FlxDisDur	MBSD	.62e	2.7	...q	24.42	22.98	0	23.03	-2.3
FlexSh n	FPAY	...	...	...	6.56	2.62	6	3.65	-3.9
FlexionTh	FLXN	...	...	...	32.25	19.06	232	27.12	+8.3
Flexstl	FLXS	.88	2.4	...	57.68	34.74	16	36.88	-21.2
Fluent Inc	FLNT	...	...	...	6.95	2.05	165	2.25	-48.9
Fluidigm	FLDM	...	...	...dd	8.38	2.52	262	6.38	+8.3
FlushFn	FFIC	.80	3.1	19	31.45	24.59	49	25.98	-5.5
Foamix	FOMX	...	...	...	7.45	4.34	528	5.80	-3.5
Fonar	FONR	...	...	10	33.90	21.10	15	26.50	+8.8
ForeScTc n	FSCT	...	...	...dd	38.45	21.56	433	37.04	+16.1
ForshtAut n	FRSX	...	...	...	8.45	2.44	13	3.09	-23.3
FormFac	FORM	...	...	36	18.65	11.10	314	13.75	-12.1
FormulaSy	**FORTY**	**.68e**	**1.9**	**...**	**45.65**	**32.55**	**2**	**36.10**	-11.0
ForrestR	FORR	.80	1.8	56	47.75	36.95	45	43.55	-1.5
Forterra n	**FRTA**	**...**	**...**	**49**	**12.30**	**3.02**	**302**	**8.34**	-24.9
▲Fortinet	FTNT	...	...	...cc	68.35	35.44	1439	66.75	+52.8
▼FortressBio	FBIO	...	...	...dd	5.54	2.52	233	2.47	-38.1
FortB pfA	FBIOP	2.34	11.1	...	24.80	20.01	1	21.14	-7.1
▲FortySev n	FTSV	...	...	...	16.69	14.09	175	16.44	+9.2
ForwrdA	FWRD	.60	1.0	26	64.80	49.88	323	57.71	+.5
Forward h	FORD	...	...	32	4.45	1.03	124	1.90	+54.5
ForwdPh	FWP	23.12e	...	...	9.70	1.63	24	2.78	-24.5
Fossil Grp	FOSL	...	...	...dd	32.17	5.50	1267	26.65	+243.0
Foster	FSTR	.16	.7	...dd	30.30	17.00	20	22.15	-18.4
FndtnMed	FMI	...	...	...dd	137.20	31.70	994	136.80	+100.6
FoxFactory	FOXF	...	...	37	53.95	33.20	223	50.85	+30.9
Francesca	FRAN	...	...	38	9.76	4.51	614	7.60	+4.0
▲FrankElec	FELE	.48	1.0	29	48.80	37.60	324	49.20	+7.2
FredsInc	**FRED**	**.24**	**11.7**	**...dd**	**7.63**	**1.30**	**867**	**2.06**	-49.1
FrghtCar lf	RAIL	.36	2.1	...dd	20.46	12.53	38	17.18	+.6
▼FreqElec	FEIM	...	...	...dd	10.59	7.44	35	7.30	-22.0
Freshpet	FRPT	...	...	...dd	30.20	14.10	231	28.85	+52.2
Fronteo	FTEO	...	...	...	23.31	10.68		17.82	+42.4
Frontr rs	FTR	2.40	49.6	...	18.21	4.55	3668	4.84	-28.4
FuelTech	FTEK	...	...	...dd	1.83	.71	16	.98	-12.3
FuelCell rs	FCEL	...	...	...dd	2.49	1.29	768	1.35	-20.6
FulgentG n	FLGT	...	...	...	7.04	2.73	30	4.86	+11.0
FulingGbl n	FORK	...	...	...	6.00	2.65	65	3.30	-16.5
FullHseR	FLL	...	...	...dd	4.10	2.37	20	3.02	-22.4
FultonFncl	FULT	.48	2.7	19	19.55	15.05	827	17.50	-2.2
▲Funko n	FNKO	...	...	94	18.46	5.81	1102	17.83	+168.1
FusionCon	FSNN	...	...	...dd	4.42	1.11		3.30	-12.0
FutFintch lf	FTFT	...	...	...	8.00	1.30	93	2.04	-51.1
FuweiF rs	**FFHL**	**...**	**...**	**...dd**	**4.93**	**2.39**	**13**	**2.65**	-9.9

- G -

Name	Ticker Symbol	Div	Yield	PE	52-week High	52-week Low	Vol 1000s	Last	YTD %Chg
:GWilliFood	WILC	...	...	22	7.25	5.11	0	6.99	-2.8
G1Thera n	GTHX	...	...	...	52.76	12.04	214	48.20	+142.9
GCI Lb A n	GLIBA	...	...	...	55.47	41.33	609	45.75	-16.4
▲GCI Lb pfA	GLIBP	.13e	...	...	24.67	18.40	9	24.85	+9.2
GDS Hld n	**GDS**	**.46p**	**...**	**...**	**46.18**	**8.50**	**1212**	**40.70**	+80.6
GSE Sy	GVP	...	...	12	3.65	2.35	21	2.80	-13.8
GSI Tech	GSIT	...	...	...dd	8.94	6.05	22	7.21	-9.4
GSV Cap	GSVC	...	...	6	9.39	3.83	77	6.98	+28.1
GTY TchHl	GTYH	...	...	...cc	10.15	9.75	0	10.12	+1.9
GTY Tc un	GTYHU	...	...	...	11.00	10.14		10.46	+1.4
GTY Tch wt	GTYHW	...	...	...	1.75	.98		1.29	-4.4
G-III s	GIII	...	...	28	51.20	22.66	473	46.33	+25.6
GTx Inc rs	GTXI	...	...	...dd	23.40	5.10	237	18.72	+47.3
GW Pharm	GWPH	...	...	...dd	164.76	96.42	306	141.88	+7.5
GWG Hldgs	GWGH	...	...	...dd	10.95	7.10		7.58	-8.9
GabMedM n	MOGLC	...	...	...	100.10	99.90		100.04	
GabFood n	FOANC	...	...	...	100.10	99.90		100.04	
Gab RBI n	GRBIC	...	...	...					
Gaiam A	GAIA	...	...	...dd	22.75	10.85	91	22.00	+77.4
Galapag n	GLPG	...	...	...	121.09	72.92	79	108.21	+15.4
GalectinTh	GALT	...	...	...	9.49	1.28	444	5.43	+62.6
GalmedPh	**GLMD**	**...**	**...**	**16**	**27.06**	**3.61**	**593**	**14.43**	+57.7
Gam&Lsr n	GLPI	2.52	6.9	20	39.32	32.51	1670	36.35	-1.8
GamngPtrs	GPIC	.12e	...	...	11.95	8.02	3	8.54	-24.0
Garmin	GRMN	2.12f	3.3	20	65.96	49.80	1127	63.48	+6.6
GarrisnCap	GARS	1.12	13.4	8	8.95	7.77	18	8.33	+2.7
Gemphire n	**GEMP**	**...**	**...**	**...**	**21.59**	**4.75**	**223**	**7.37**	-7.2
Gencor s	GENC	...	...	40	18.45	14.85	10	15.70	-5.1
GenFin	GFN	...	...	...dd	14.15	4.55	64	13.95	+105.1
GenFin pfC	GFNCP	8.90	8.6	...	104.67	93.03	0	103.16	+2.7
GenFin 21	GFNSL	2.03	8.0	...	26.50	24.08	11	25.44	+.8
GeneticT rs	GENE	...	...	...	2.05	.70	165	1.25	+7.8
GeniusBr n	GNUS	...	...	...	4.37	2.01	5	2.57	-5.7
GenMark	**GNMK**	**...**	**...**	**...dd**	**12.55**	**3.63**	**199**	**6.06**	+45.3
▼GenoceaB	GNCA	...	...	...dd	6.78	.70	495	.70	-39.7
▲Genomic	GHDX	...	...	...cc	58.83	26.54	395	55.74	+63.0
Genprex n	GNPX	...	...	...	19.45	3.84	23	7.25	+54.3
Gentex	GNTX	.44f	2.0	14	25.41	16.71	2822	22.30	+6.4
Gentherm	THRM	...	...	46	41.55	29.50	227	40.60	+27.9
GeospcT hs	GEOS	...	...	...dd	18.71	9.18	75	14.35	+10.6
GerABcp s	GABC	.60	1.6	21	39.02	30.75	26	37.05	+4.9
GeronCp	GERN	...	...	...dd	6.68	1.74	3302	3.35	+86.1
Gevo rs	GEVO	...	...	...	24.74	3.23	383	3.95	-66.5
Gibraltar	ROCK	...	...	18	40.70	25.61	167	37.70	+14.2
GigaMda rs	GIGM	...	...	...dd	4.37	2.36	23	3.07	+1.0
GilatSatell	GILT	...	...	...dd	9.30	5.31	15	8.51	+10.0
GileadSci	GILD	2.28	2.9	9	89.54	64.27	8685	77.65	+8.4
▲GlacierBc	GBCI	1.04f	2.4	23	44.46	31.38	496	44.03	+11.8
GladstnCap	GLAD	.84	9.1	9	9.95	7.80	91	9.20	-.1
Gladst24 pf	GLADN	1.50	5.9	...	26.14	24.60		25.55	-1.2
GladstnCm	GOOD	1.50	7.6	...dd	23.29	16.78	98	19.74	-6.3
GladCm pfA	GOODP	1.94	7.4	...	27.25	25.25		26.15	-1.0
Gladstn pfB	GOODO	1.88	7.1	...	27.82	25.33	3	26.30	+.9
GladCm pfD	GOODM	1.75	6.9	...	26.25	24.56	2	25.49	-1.6
GladstInv	GAIN	.80a	6.8	16	12.26	9.00	97	11.79	+5.6
GladInv pfB	GAINO	1.69	6.7	...	25.90	25.12	2	25.29	-.1
GladInv pfC	GAINN	1.63	6.4	...	26.98	25.08	3	25.28	-.7
GldsInv pf D	GAINM	1.56	6.2	...	26.35	25.07	0	25.21	-1.5
GladstLnd	LAND	.53	4.6	80	14.29	11.36	81	11.61	-13.6
GladLnd pfA	LANDP	1.59	6.2	...	26.94	25.31	1	25.48	-1.5
GlenBurnie	GLBZ	.40	3.2	27	13.42	10.34	10	12.35	+11.7
GblBldT n	GBT	...	...	...dd	68.05	24.03	993	40.45	+2.8
GblEagEnt	ENT	...	...	...dd	3.59	.87	555	2.64	+15.3
GlbIndem	GBLI	...	...	27	49.91	32.22	10	40.50	-3.6
GlbIndm 45	GBLIZ	1.94	7.5	...	26.24	25.02	3	25.99	+.5
GlbIndem 47	GBLIL	1.97	7.6	...	26.24	25.26	5	25.84	-.1
GlSlfStor n	SELF	.26	6.4	...	5.15	3.92	20	4.05	-12.1
GlWatRs n	GWRS	.28	3.0	...	10.00	8.40	9	9.48	+1.5
GbXSpdvRE	SRET	1.24	8.1	...q	15.88	13.72	84	15.30	-1.5
GblXSocM	SOCL	...	...	...q	39.03	28.94	21	35.95	+9.1
GbXNsChiT	QQQC	.07e	.2	...q	34.11	26.18	8	29.75	-3.7
GbX Auto n	DRIV	...	...	...	15.78	14.35	4	14.87	-2.7
GblX SupDv	EFAS	...	...	...	19.06	17.05	6	17.56	-3.0
GblXYldco	YLCO	.51	4.4	...q	12.89	11.36	2	11.72	-6.9
GblX Rob n	BOTZ	...	...	...	27.42	19.49	769	22.04	-7.0
GlbXCon ef	KRMA	...	...	...	20.83	17.33	5	20.55	+5.8
▲GblXMilTh	MILN	...	...	...	23.07	17.31	20	22.77	+18.2
GbX Longv	LNGR	...	...	...	21.71	18.23	3	21.54	+10.8
GlX Intrn n	SNSR	...	...	...	21.41	17.90	30	19.97	+.6
GbX HlthW	BFIT	...	...	...	19.30	15.68	2	18.97	+13.9
GblXSupdiv	ALTY	1.25	8.3	...q	16.00	14.06	8	15.10	-1.3
▲GlX Fintc n	FINX	...	...	...	27.67	19.25	192	27.54	+25.5
GlXCatholc	CATH	...	...	...	35.58	29.72	15	34.93	+6.1
GlobusM rs	GLBS	...	...	...	2.26	.42	193	.44	-61.3
GluMobile	GLUU	...	...	...dd	6.75	2.67	2696	5.91	+62.4
GlycoMim	GLYC	...	...	...dd	26.05	10.06	482	16.69	-.6
Gogo	GOGO	...	...	...dd	14.76	3.52	2364	3.69	-67.3
GolLNGLtd	GLNG	.20	.8	...	35.54	19.32	1029	26.59	-10.8
GolLNGPt	GMLP	2.31	14.9	...	23.46	14.27	302	15.55	-31.8
GolrLNG pf	GMLPP	2.19	8.4	...	26.70	24.22	15	25.92	-.4
GoldBull n	DNJR	...	...	...	8.75	4.40	20	7.78	+64.0
GoldenEnt	GDEN	...	...	33	34.75	19.41	221	33.03	+1.2
GoldenOc rs	GOGL	.40	4.4	...dd	9.95	6.72	122	9.07	+11.3
GolubCap	GBDC	1.28a	6.8	13	19.75	17.35	98	18.70	+2.7
GoodTimes	GTIM	...	...	...dd	4.30	2.25	16	4.20	+58.5
Goodyear	GT	.56	2.6	7	36.21	21.07	2237	21.68	-32.9
GoosehIn n	GSHD	...	...	...	29.73	10.78	151	26.41	+67.7
GoPro	GPRO	...	...	...dd	11.89	4.42	2499	6.12	-19.2
GordPoin n	GRAQ	...	...	...	9.84	9.70		9.82	+1.2
GordPnt wt	GPAQW	...	...	...					
GordPoi un	GPAQU	...	...	...	10.40	9.97		10.40	+4.0
GorsHl A n	GSHT	...	...	...	10.40	9.85	121	10.18	+2.4
GoresHl wt	GSHTW	...	...	...	1.75	1.24		1.60	+1.9
GoresHl un	GSHTU	...	...	...	11.08	10.25	1	10.99	+6.1
GovPrpIT	GOV	1.72	11.0	26	19.60	11.87	716	15.67	-15.5
GovPrpIT46	GOVNI	1.47	5.8	...	26.37	24.28	10	25.40	-1.7
▲GrCanyEd	LOPE	...	...	26	119.95	71.01	243	117.55	+31.3
Gravity rs	GRVY	...	...	27	108.97	13.18	15	62.00	-34.4
GrElCp hn	GECC	1.00	10.9	...	11.30	8.76	31	9.21	-6.4
GrElm22 n	GECCL	1.63	6.4	...	25.90	24.75		25.41	-.1
GrElm25 n	GECCM	1.69	6.8	...	25.05	24.10	1	25.01	+2.2
GrElm hn	GEC	...	...	...	4.40	3.15	1	3.20	-21.0
GrLkDrge	GLDD	...	...	...dd	5.83	3.60	96	5.65	+4.6
▲GrtSoBc	GSBC	1.12	1.8	17	61.55	47.50	28	60.75	+17.6
▲GreenBncp	**GNBC**	**.40**	**1.6**	**19**	**24.40**	**19.50**	**1748**	**24.65**	+21.4
GreenBrick	GRBK	...	...	13	12.50	8.90	306	9.75	-13.7
GreenPlns	GPRE	.48	3.0	79	21.90	15.25	847	15.75	-6.5
GrnP LP n	GPP	1.90	11.7	9	21.00	15.65	42	16.28	-13.0
Greensky n	GSKY	...	...	...	27.02	18.50	417	19.25	-17.6
GrCB NY s	GCBC	.40f	1.2	26	38.00	22.16	1	34.50	+5.8
Greenlight	GLRE	...	...	...dd	23.15	13.55	120	14.10	-29.9
Greenpro n	GRNQ	...	...	...	22.70	7.15		10.50	-52.3
GrdsmHld n	GSUM	...	...	...	13.99	3.68	23	6.51	-28.9
Griffin	GRIF	.40f	1.0	...	46.50	31.61	11	41.96	+14.3
GrifolsSA s	GRFS	.46e	2.2	...	25.18	19.92	1571	21.01	-8.3
GrinrdSh n	GRIN	...	...	...	20.50	9.55	1	11.20	-34.1
Groupon	GRPN	...	...	...	5.99	3.60	7175	4.79	-6.1
GpAeroCN	OMAB	1.71e	3.5	20	52.20	37.45	69	48.66	+17.3
GrpoFin	GGAL	.36e	1.0	...	73.45	31.20	937	35.93	-45.4
GuarntyBc	GBNK	.66	2.2	19	35.20	24.70	253	30.40	+9.9
GuarBcs n	GNTY	.56	1.7	21	37.36	28.00	3	33.20	+8.3
GuarFBc	GFED	.48	1.9	36	25.00	20.41	1	25.00	+12.0
GulfIsland	GIFI	.04	.4	...dd	13.95	6.90	59	9.25	-31.1
GulfRes	GURE	...	...	3	2.05	1.22	24	1.32	-10.2
GulfportE	GPOR	...	...	6	15.08	8.11	2800	11.82	-7.4
Gyrodyne n	GYRO	2.50e	...	...	22.84	18.91	0	19.97	-.6

- H -

Name	Ticker Symbol	Div	Yield	PE	52-week High	52-week Low	Vol 1000s	Last	YTD %Chg
:H&E Eqp	HEES	1.10	2.8	12	44.24	20.16	270	38.65	-4.9
HD Supply	HDS	...	...	13	45.24	29.91	992	43.97	+9.8
▲HL Acqui n	HCCH	...	...	...	9.56	9.52	5	9.60	+.5
HL Acq un	HCCHU	...	...	...	10.30	10.05		10.30	+2.3
HL Acq rt	HCCHR	...	...	...	.40	.35	0	.36	-5.3
HMN Fn	HMNF	...	...	19	21.90	16.80	2	21.46	+12.3
HMS Hldgs	HMSY	...	...	46	24.74	11.01	919	23.99	+41.5
HTG Mol h	**HTGM**	**...**	**...**	**...dd**	**5.83**	**1.59**	**383**	**3.07**	+51.2
HV Bcp n	**HVBC**	**.50e**	**...**	**...**	**18.50**	**13.75**	**6**	**15.80**	+3.9
HabitRest	HABT	...	...	63	17.45	8.10	243	10.75	+12.6
HackettGp	HCKT	.34f	2.0	20	19.24	13.24	122	17.00	+8.2
Hailiang n	HLG	...	...	...	88.92	8.55	62	77.90	+72.3
HainCels lf	HAIN	...	...	...	45.61	25.41	1549	27.76	-34.5
HalladorE	HNRG	.16	2.5	7	7.98	4.79	48	6.37	+4.6
HallmkFn	HALL	...	...	...dd	11.83	8.62	10	10.77	+3.3
Halozyme	HALO	...	...	40	21.48	11.41	708	17.95	-11.4
HamiltnBc	HBK	...	...	...dd	16.20	14.00	7	14.80	-3.9
HamilLa n	HLNE	.85f	1.7	56	54.59	21.36	117	49.98	+41.2
▼HancJaf n	**HJLI**	**...**	**...**	**...**	**5.64**	**2.79**	**401**	**2.93**	-44.0
HancWhit	HWC	.96	1.9	17	56.40	41.05	543	51.55	+4.1
HancWht 45	HWCPL	1.49	5.9	...	26.67	25.00	14	25.47	-2.3
HanmiFin	HAFC	.96	3.5	15	33.10	25.45	218	27.25	-10.2
Hanwha rs	HQCL	...	...	15	9.33	5.40	13	5.97	-15.0
HarbrOne n	HONE	...	...	62	20.19	15.92	56	19.09	-.4
Harmonic	HLIT	...	...	...dd	4.60	2.80	248	4.38	+4.2
HartGImp n	HFGIC	...	...	...	100.11	99.99		100.10	
HrvrdBio	HBIO	...	...	...cc	6.15	2.40	275	5.10	+54.5
HarvCapCr	HCAP	1.14a	10.1	8	13.99	9.90	21	11.30	+3.1
HarvCr22 n	HCAPZ	1.53	6.0	...	27.50	24.89	2	25.58	+.5
Hasbro	HAS	2.52f	2.5	62	111.59	79.00	3967	101.11	+11.2
HawHold	HA	.48	1.3	5	45.45	32.40	1107	36.35	-8.8
Hawkins	HWKN	.88	2.3	19	46.90	30.55	22	37.70	+7.1
HawthornB	HWBK	.40f	1.8	17	22.23	17.38	43	21.95	+10.0
HaymkAc n	HYAC	...	...	...	9.85	9.50	1	9.76	+2.1
HaymkA wt	HYACW	...	...	...	1.00	.77		.77	-3.8
HaymkA un	HYACU	...	...	...	10.35	9.88	26	10.25	+3.5
HaynesIntl	HAYN	.88	2.2	...dd	45.14	28.97	95	40.89	+27.6
HlthCSvc	HCSG	.78f	2.0	...	56.20	35.04	837	39.40	-25.3
HlthInsInn	HIIQ	...	...	24	37.38	12.65	201	31.60	+26.7
HealthEqty	HQY	...	...	96	83.34	40.21	362	79.85	+71.1
HlthStrm	**HSTM**	**1.00e**	**...**	**72**	**30.89**	**21.15**	**398**	**27.26**	+17.7
HrtIndEx	**HTLD**	**.08**	**.4**	**21**	**25.22**	**17.38**	**1411**	**19.80**	-15.2
▲HeartFn	HTLF	.56f	.9	20	59.85	42.10	348	59.48	+10.9
HeatBio rs	HTBX	...	...	...	7.89	1.09	243	2.10	-45.2
HebronTc n	**HEBT**	**...**	**...**	**...**	**4.05**	**1.45**	**70**	**1.84**	-30.0
HeidrkStr	HSII	.52	1.5	...dd	39.73	17.90	169	34.50	+40.5
HelenTroy	HELE	...	...	15	119.25	81.10	229	114.00	+18.3
HeliMAn h	**HMNY**	**...**	**...**	**...**	**38.86**	**.08**	**64491**	**.09**	-98.7
Helius Med n	HSDT	...	...	...	13.20	7.47	30	9.82	+25.7
HemisMda	HMTV	...	...	...	13.95	10.50	21	11.70	+1.3
HennesAd s	HNNA	.40	2.4	8	20.00	14.29	2	16.90	+2.2
HSchein s	HSIC	...	...	30	93.14	62.56	860	76.82	+9.9
HrtgeCo	HTBK	.44	2.6	20	18.10	12.76	218	17.20	+12.3
▲HrtgeFn	HFWA	.60	1.6	26	37.35	25.25	339	37.00	+20.1
HeritCryst	HCCI	...	...	28	25.20	15.90	34	19.30	-11.3
HernTher h	HRTX	...	...	...dd	42.90	14.40	1061	37.40	+106.6
HerzfldCrb	CUBA	.12e	...	...q	7.54	6.55	43	6.75	-5.6
HeskaCorp	HSKA	...	...	65	115.00	56.59	31	106.69	+33.0
Hexindai n	HX	.40p	...	...	17.00	8.06	37	8.96	-18.9
Hibbett	HIBB	...	...	13	29.50	9.40	434	23.30	+14.2
HighSenLn	SNLN	.79	4.3	...q	18.41	18.04	87	18.17	-.1
HighpwrInt	HPJ	...	...	4	5.90	2.75	34	2.85	-23.0
HghwyH	HIHO	.40e	9.9	...	6.55	3.30	38	4.05	-3.6
HimaxTch	HIMX	.10e	1.4	51	13.95	5.97	1809	7.35	-29.5
HingmSv	HIFS	1.40f	.6	19	242.00	174.47	1	220.00	+6.3
Histogenics	HSGX	...	...	...dd	3.35	1.60	73	2.36	+15.1
Hollysys	HOLI	.12e	.5	11	28.35	17.79	557	23.52	+5.6
Hologic	HOLX	...	...	...dd	45.37	35.10	2655	41.72	-2.4
HomeBLA	HBCP	.76f	1.6	21	48.47	34.12	9	46.59	+7.8
HomeBcs s	HOMB	.44	1.9	21	25.90	20.82	753	23.08	-.7
HmFdB LA	HFBL	.56f	1.7	20	32.90	26.00	2	32.41	+15.2
HomeStreet	HMST	...	...	24	32.60	24.00	388	30.00	+3.6
HometBk n	**HMTA**	**.04p**	**...**	**...**	**15.79**	**10.60**	**4**	**14.20**	+27.1
HomeTrBc	HTBI	...	...	27	29.60	21.40	12	28.55	+10.9
HomolMd n	**FIXX**	**...**	**...**	**...dd**	**24.40**	**16.12**	**103**	**19.98**	+7.1
HookerFu	HOFT	.56	1.2	18	52.75	35.90	38	47.15	+11.1
HopeBcp	HOPE	.56f	3.2	16	19.86	15.10	948	17.49	-4.2
HopFedBc	HFBC	.28f	1.7	21	16.69	13.51	1	16.29	+15.5
HorizBcp s	HBNC	.40	1.9	19	22.13	16.67	76	20.75	+12.0
HorizPhm	HZNP	...	...	...dd	18.23	11.17	1103	17.27	+18.3
HorizTFn	HRZN	1.20	11.3	10q	11.88	9.66	85	10.59	-5.6
Hor OEXcc	QYLD	2.26e	9.0	...q	25.50	22.67	143	25.00	+1.9
HorzDAX	DAX	.60m	2.0	...	34.00	28.07	2	29.54	-6.5
Hortonwks	HDP	...	...	...dd	22.00	12.37	829	19.21	-4.5
HospPT	HPT	2.12	7.4	11	31.27	23.83	610	28.63	-4.1
HostessBr n	TWNK	...	...	26	16.49	11.00	796	14.22	-4.0
Hostess wt	TWNKW	...	...	...	3.00	1.23		2.23	-4.3
HoughMH	HMHC	...	...	...dd	12.25	6.20	559	7.20	-22.6
HoustWC	HWCC	.12m	1.5	...	9.32	4.70	8	8.10	+12.5
HovnEn pf A	HOVNP	...	...	...	8.47	5.50	1	6.29	-16.1
HowardBcp	HBMD	...	...	29	24.20	16.70	30	18.00	-18.2
HuazhuGr	HTHT	...	...	33	49.60	23.04	1442	40.00	+10.8
HubGroup	**HUBG**	**...**	**...**	**26**	**54.46**	**33.18**	**588**	**46.70**	-2.5
HudsonGbl	HSON	.20	12.1	...dd	2.44	1.29	9	1.65	-26.7
HudsonTc	**HDSN**	**...**	**...**	**29**	**10.40**	**1.72**	**579**	**1.74**	-71.3
HuntJB	JBHT	.96	.8	17	131.74	88.83	1508	117.08	+1.8
HuntMar un	HUNTU	...	...	...	10.90	9.85		10.10	+2.3
HunterMar	HUNT	...	...	...	9.88	9.68	7	9.85	+.9
HuntMar wt	HUNTW	...	...	...	.97	.25		.37	+22.9
HuntBncsh	HBAN	.56f	3.7	16	16.60	12.14	9887	15.29	+5.0
HuntBcs pf	HBANO	1.56	5.9	...	28.68	25.75	12	26.57	-5.6
HuntB pfC	HBANN	1.47	5.7	...	26.85	24.76	1	25.68	-1.4
Str 7handl n	HNDL	...	...	...	25.98	23.65	1	24.10	-3.9
Hurco	HURC	.44	1.0	17	50.50	32.75	8	44.25	+5.1
HuronCon	HURN	...	...	...dd	45.55	29.53	81	44.40	+9.8
HutChMd n	HCM	...	...	...	42.25	21.44	93	33.11	-16.0
HuttigBld	HBP	...	...	...dd	7.75	3.82	50	4.05	-39.1
Hydrognc	HYGS	...	...	...dd	12.00	6.55	27	6.65	-40.1
▼HyreCar n	**HYRE**	**...**	**...**	**...**	**6.50**	**4.12**	**257**	**3.75**	-26.5

- I -

Name	Ticker Symbol	Div	Yield	PE	52-week High	52-week Low	Vol 1000s	Last	YTD %Chg
:I-AMCap n	IAM	...	...	...	11.94	9.75	6	10.15	+2.8
I-AMCap wt	IAMXW	...	...	...	.35	.21		.26	-21.2
I-AMCap rt	**IAMXR**	**...**	**...**	**...**	**.51**	**.21**	**202**	**.45**	+50.0
i3 Vert n	IIIV	...	...	...	19.50	13.79	99	16.12	-12.2
IAC Inter	IAC	1.36	.9	57	166.64	100.57	760	152.71	+24.9
IBEX Hl n	IBEX	...	...	...					
ICAD	ICAD	...	...	...dd	4.89	2.87	52	3.00	-12.8
ICC Hld n	ICCH	...	...	74	18.00	14.54		15.55	-4.4
ICF Intl	ICFI	.56	.8	22	76.13	41.10	70	72.75	+38.6
ICU Med	ICUI	...	...	...cc	313.20	164.00	124	297.65	+37.8
IClickInt n	**ICLK**	**...**	**...**	**...dd**	**11.40**	**5.03**	**176**	**6.40**	-29.3
ID Syst	IDSY	...	...	...dd	8.05	5.37	30	6.60	-4.9
▲IdexxLab s	IDXX	...	...	74	248.72	146.09	456	248.07	+58.6
IES Hldgs	IESC	...	...	25	19.35	14.05	15	17.15	-.6
IF Bancp	IROQ	.20f	.8	28	25.04	19.10	0	24.50	+24.6
IFresh n	IFMK	...	...	...dd	18.00	3.83	9	3.99	-69.3
▲IHS Mark	INFO	...	...	31	53.58	42.40	1027	53.40	+18.3
II-VI	IIVI	...	...	29	53.08	34.05	375	44.90	-4.4
ILG Inc	ILG	.70	2.1	39	35.00	24.38	628	34.06	+19.6
IMV Inc n	IMV	...	...	...	7.21	4.50	3	4.82	-29.9
▲INTLFCStn	INTL	...	...	18	55.70	33.11	39	54.90	+29.1
IPG Photon	IPGP	...	...	37	264.11	152.28	206	233.89	+9.2
iPass	IPAS	...	...	...dd	1.31	.25	229	.34	-34.6
iPicEnt n	IPIC	...	...	...	17.00	5.91	6	7.00	-53.8
IQ US Lg n	CLRG	.08e	...	...	27.80	24.16	9	25.54	+1.0
IQIYI n	IQ	...	...	...	46.23	15.30	26732	31.60	+103.2
IRSA Prop	IRCP	1.86e	5.5	...	64.68	27.29	0	34.00	-39.8
IRhythm n	IRTC	...	...	...dd	89.73	40.12	231	80.24	+43.2
iRobot	IRBT	...	...	32	109.78	55.77	2178	71.19	-7.2
iShEMAsia	EEMA	1.23e	1.8	...q	81.27	66.30	22	69.80	-5.4
iShTurkey	**TUR**	**1.10e**	**4.1**	**...q**	**47.13**	**25.99**	**1074**	**26.84**	-38.2
iShIntTBd s	IGOV	...	...	...q	201.98	48.33	35	49.02	-1.8
iShNewZea	ENZL	2.01e	4.2	...q	51.06	44.71	11	47.83	+.8
iSh1-3yITB	ISHG	.20e	.2	...q	87.67	81.46	12	82.32	-2.2
iShSelDiv	DVY	3.03e	3.1	...q	102.32	90.47	338	98.47	-.1
iShGTimb	WOOD	.94e	1.3	...q	83.88	61.04	48	75.16	+5.7
iShEurFn	EUFN	.74e	3.6	...q	25.85	19.86	1179	20.80	-10.8
iShAsiaexJ	AAXJ	1.30e	1.8	...q	83.52	69.03	870	72.50	-5.0
iShEMInfr	EMIF	.93e	3.2	...q	35.28	27.44	4	29.31	-10.9
iShGClnEn	ICLN	.33e	3.6	...q	10.08	8.58	53	9.05	-2.9
iShACWX	ACWX	1.00e	2.1	...q	53.74	46.32	222	48.26	-3.4
iSh ACWI	ACWI	1.43e	2.0	...q	77.54	66.15	2235	73.16	+1.5
iSEafeSC	SCZ	1.51e	2.4	...q	69.19	58.95	3021	63.49	-1.6
iShEMBd	EMB	5.27e	4.9	...q	117.46	105.17	1640	108.32	-6.7
iShGnmaBd	GNMA	.75e	1.6	...q	50.11	47.84	9	48.28	-2.4
iSh7-10yTB	IEF	1.96	1.9	...q	108.81	100.33	3294	101.79	-3.6
iSh1-3yTB	SHY	.52	.6	...q	84.72	83.09	1563	83.21	-.8
iShEurRE	IFEU	1.46e	3.7	...q	42.63	37.90	3	39.97	-2.9
iShIntlRE	IFGL	1.48e	5.1	...q	31.77	28.31	64	29.30	-2.3
iShEuroSC	IEUS	1.08e	1.9	...q	62.36	52.74	9	56.80	-1.8
iShs SOX	SOXX	1.55e	.8	...q	198.84	142.78	628	182.66	+7.6
iShIndia50	INDY	.15e	.4	...q	39.29	33.37	85	36.40	-1.9
▲iShNsdBio s	IBB	...	...	...q	119.30	100.22	4365	118.02	+10.5
iShMBS	MBB	3.04e	2.4	...q	107.76	102.93	1096	103.74	-2.7

Continued on **next page**

Continued from **previous page**

Nasdaq

Name	Ticker Symbol	Div	Yield	PE	52-week High	Low	Vol 1000s	Last	YTD %Chg
iShCorUSCr	CRED	4.20	3.9	...q	112.93	106.38	73	107.31	-4.2
iShIntCrBd	CIU	3.09	2.9	...q	110.70	105.71	433	106.43	-2.5
iSh1-3CrBd	CSJ	1.52	1.5	...q	105.61	103.47	384	103.67	-.8
iSh3-7yTrB	IEI	1.78	1.5	...q	124.98	118.68	258	119.51	-2.2
iSCorUSVal s	IUSV	1.16e	2.1	...q	58.64	50.22	293	55.04	-.6
▲iSCorUSGr s	IUSG	.72e	1.2	...q	59.78	47.78	556	59.82	+11.3
iShShtTrB	SHV	.03e	...	...q	110.44	110.18	477	110.39	+.1
iShUSPfd	PFF	2.13a	5.6	...q	39.28	36.52	1812	37.70	-1.0
iShCrShUS s	ISTB	...	...	...	50.47	48.89	104	49.03	-1.6
▲iShSCGrth	IJT	1.54e	.8	...q	198.90	149.00	151	195.82	+15.1
Itus Cp hrs	ITUS	...	...	...dd	6.43	.60	52	3.40	+44.1
Iberiabnk	IBKC	1.52	1.8	27	87.55	68.55	549	83.00	+7.1
Iberia pfB	IBKCP	1.66	6.2	...	30.16	25.82	4	26.65	-6.1
Iberiab pfC	IBKCO	1.65	6.2	...	28.92	26.21	2	26.82	-4.6
Icahn Ent	IEP	7.00f	9.2	32	79.21	49.13	99	76.10	+43.6
IchorHld n	ICHR	...	...	9	35.51	17.76	640	20.26	-17.6
▲Icon PLC	ICLR	...	...	36	141.48	97.12	450	139.55	+24.4
IconixBrnd	**ICON**	...	...	1	6.98	.55	1395	.60	-53.3
IdealPower	**IPWR**	...	...	...dd	3.29	.92	36	.97	-31.7
Identive lf	INVE	...	...	...dd	5.56	2.55	24	4.85	+45.2
IderaPhm	IDRA	...	...	...dd	2.87	.80	1860	.87	-59.0
iKangHlth	KANG	...	...	18	20.70	11.70	182	20.49	+29.7
Ikonics	IKNX	...	...	...	13.03	7.25	1	10.27	+36.5
Illumina	ILMN	...	...	80	314.96	170.31	1078	308.64	+41.3
ImageSens	ISNS	...	...	...dd	5.20	2.50	2	4.50	+52.5
Immersn h	IMMR	...	...	9	17.71	5.76	288	14.84	+110.2
ImmuCell	ICCC	...	...	79	9.25	5.26	0	7.12	-19.0
ImmuneDs	**IMDZ**	...	...	...dd	13.05	2.80	258	4.10	+5.1
ImmuneP rs	IMNP	...	...	...	2.64	.17	397	.18	-68.1
ImunoGn	IMGN	...	...	...dd	13.41	4.80	2085	9.94	+55.1
Imunmd	**IMMU**	...	...	...dd	27.33	7.17	1988	24.53	+51.8
Immuron n	IMRN	...	...	...	16.70	4.47	21	11.29	+113.3
Immurn wt	IMRNW	...	...	...	1.47	.64		1.40	+53.8
Immutep	**IMMP**	...	...	...	3.06	1.25	72	2.47	+57.3
ImpaxLabs	IPXL	...	...	...dd	25.70	14.65		18.30	+9.9
Imperva	IMPV	...	...	...dd	57.65	37.17	331	55.55	+39.9
Impinj n	**PI**	...	...	...	55.68	9.95	366	23.98	+6.4
ImprimisP	IMMY	...	...	...dd	2.86	1.35	24	2.40	+41.2
Incyte	INCY	...	...	...dd	140.11	60.23	1360	68.99	-27.2
IndBkMA	INDB	1.52	1.7	24	95.00	65.25	190	90.15	+29.1
IndBkMI	IBCP	.60	2.4	20	27.10	18.50	91	25.50	+14.1
IndepBkTX	IBTX	.56f	.8	20	79.00	51.71	344	68.25	+1.0
IndusAcq n	INDU	...	...	...	11.74	9.65	63	10.39	+6.6
IndusAq wt	INDUW	...	...	...	.55	.36		.54	+28.3
IndusAc un	INDUU	...	...	...	11.00	9.95		11.00	+9.5
IndSvAm lf	IDSA	...	...	...	2.70	1.36	1	1.96	+19.7
IndLogis n	ILPT	.60e	...	75	24.00	17.21	72	23.11	-1.0
Infinera	INFN	...	...	...dd	12.39	6.10	9742	9.00	+42.2
InfinityPh	INFI	...	...	...dd	3.75	.93	263	1.84	-9.4
InflaRx n	IFRX	...	...	70	42.83	14.47	12	32.00	+52.7
InfoSvcs	III	.20f	4.9	5	4.63	3.52	21	4.07	-2.4
InfrEnAlt	IEA	...	...	...	10.42	8.25	96	10.00	+.8
InfrEnAl wt	IEAW	...	...	...	.99	.43		.93	+18.2
InglesMk h	IMKTA	.66	2.3	12	36.95	20.75	72	28.55	-17.5
InnerWkgs	INWK	...	...	24	12.03	7.88	164	8.43	-16.0
Innodata	INOD	...	...	...dd	1.70	.88	83	1.15	-15.4
Innophos	IPHS	1.92	3.9	44	51.34	38.66	39	49.13	+5.1
Innospec	IOSP	.88f	1.1	29	83.20	54.10	104	79.05	+12.0
InnovBio rs	**INNT**	...	...	...	50.50	3.43	1989	6.64	+8.9
MnstD wt h	MSDIW	...	...	...	.29	.01		.05	+2.0
InnovSolu	ISSC	...	...	10	4.15	2.60	5	2.96	+.7
Innoviva	INVA	1.00	7.2	13	17.99	11.47	744	13.94	-1.8
Inogen	INGN	...	...	...cc	214.99	89.01	200	202.39	+70.0
Inovalon n	INOV	.12p	...	...	17.80	8.90	187	10.05	-33.0
InovioPhm	INO	...	...	...dd	7.00	3.64	383	4.25	+2.9
Inpixon rs	INPX	...	...	...	20.94	.12	693	.16	-97.4
InseegoCp	INSG	...	...	...dd	2.33	1.01	124	1.92	+19.3
▲InsightEnt	NSIT	...	...	17	51.80	32.11	233	50.32	+31.4
Insignia s	ISIG	.70e	...	...dd	2.40	.98	13	1.60	+34.5
Insmed	INSM	...	...	...dd	33.94	11.49	750	24.06	-22.8
InspEnt	INSE	...	...	...	14.00	4.40	27	6.50	-33.7
Insteel	IIIN	.12a	.3	27	43.78	23.20	194	42.74	+50.9
Insulet	PODD	...	...	...dd	102.89	48.82	1169	83.79	+21.4
InsysTher s	**INSY**	...	...	...dd	14.00	4.10	527	7.39	-23.2
IntecPhm n	NTEC	...	...	...dd	9.80	4.00	74	4.50	-12.6
IntegLfSc s	IART	...	...	71	67.50	41.51	869	62.66	+30.9
IntgDv	IDTI	...	...	36	35.71	23.07	877	34.51	+16.1
IntegMed n	**IMTE**	...	...	...	44.00	1.85	9	12.01	+113.3
Intel	INTC	1.20	2.3	20	57.60	34.38	17786	52.18	+13.0
Intellia n	**NTLA**	...	...	...dd	35.99	14.45	907	28.49	+48.2
Intelliph	**IPCI**	...	...	3	2.82	.32	222	.33	-58.8
▲IntParfum	IPAR	.84	1.5	40	57.30	36.80	175	57.20	+31.6
InteractB	IBKR	.40	.6	41	80.32	38.57	435	62.57	+5.7
InterceptP	**ICPT**	...	...	...dd	135.59	51.05	891	88.49	+51.5
InterDig	IDCC	1.40	1.7	12	85.85	67.55	241	82.30	+8.1
Interface	TILE	.26	1.1	24	26.25	18.30	399	23.50	-6.6
Intergroup	INTG	...	...	...dd	31.00	21.30		29.50	+23.8
IntInkEl n	LINK	...	...	...cc	9.50	2.50	87	4.40	-15.7
Intermolec	IMI	...	...	...dd	1.98	.86	6	1.61	+17.5
Internap rs	**INAP**	...	...	...	22.36	8.88	647	9.74	-38.0
IntlBcsh	IBOC	.66	1.5	18	45.55	33.85	174	45.00	+13.4
IntlSpdw	ISCA	.47f	1.1	9	49.95	33.90	104	43.10	+8.2
IntrntGold	IGLD	...	...	...	10.91	2.40	17	2.80	-66.9
IntrntInitJ	IIJI	.12e	1.2	...	12.50	8.12	47	9.65	+5.9
IntrpDia rs	IDXG	...	...	1	1.80	.72	433	1.03	+1.0
IntersENT	XENT	...	...	...dd	42.95	26.90	466	32.25	-.5
Intersectns	INTX	...	...	...dd	4.56	1.46	45	1.75	-22.6
Intevac	IVAC	...	...	95	11.78	4.51	151	4.75	-30.7
IntraCellu	ITCI	...	...	...dd	25.82	10.25	355	21.50	+48.5
▲IntriCon	IIN	...	...	...cc	50.75	6.90	256	47.60	+140.4
▲Intuit	INTU	1.56	.7	48	218.61	133.60	927	215.80	+36.8
IntSurg s	ISRG	...	...	76	538.98	307.00	927	523.22	+43.4
InBLDR As	ADRA	.72e	2.1	...q	37.70	31.80		33.83	-2.1
InBLDR Dv	ADRD	.72e	3.1	...q	25.31	21.89	1	23.06	-2.0
InBLDR Em	ADRE	.60e	1.4	...q	48.92	40.01	4	42.52	-1.4
InBLDR Eu	ADRU	.78e	3.5	...q	24.65	21.45	0	22.39	-2.2
In SCMatII	PSCM	.41e	.8	...q	55.75	43.76	1	54.47	+4.1
InSC UtilII	PSCU	1.21e	2.3	...q	57.53	47.05	3	53.65	+1.6
InOpYCmd	PDBC	...	...	...q	19.43	15.79	493	17.85	+2.3
InvMltStr	LALT	...	...	...q	23.50	19.26	1	22.00	+3.5
InvGDrChi	PGJ	.20e	.4	...q	50.87	40.42	18	45.20	+.8
InvDivAch	PFM	.50e	1.9	...q	27.77	24.04	24	26.38	-.3
InvHiYlDv	PEY	.54	3.0	...q	18.61	16.52	135	17.78	-.2
InvIntlDiv	PID	.65e	4.1	...q	17.38	15.28	91	15.91	-3.8
InvNsdMo	DWAQ	.06e	.1	...q	117.50	91.53	1	114.46	+11.6
InvUtils	PUI	.63e	2.3	...q	29.97	23.64	1	27.83	
InvWtrRs	PHO	.18e	.6	...q	31.82	26.47	161	31.13	+2.8
InvBuybk	PKW	.52e	.9	...q	63.49	52.75	77	58.35	-1.1
InvNasIntn	PNQI	...	...	...q	147.75	104.05	35	142.27	+22.9
InvSmMid	PRFZ	1.30e	.9	...q	144.21	113.90	43	141.32	+8.8
InvBasMat	PYZ	.61e	.9	...q	75.26	60.34	3	69.41	-1.8
Inv CnsCyc	PEZ	.30e	.5	...q	57.39	44.22	5	55.94	+11.3
InvTechM	PTF	.26e	.4	...q	64.75	45.90	2	62.61	+18.8
▲InvDWA M	PDP	.11e	.2	...q	57.80	47.00	63	57.06	+10.5
InvInds	PRN	.19e	.3	...q	64.86	53.77	1	61.24	+.5
InvHlthcr	PTH	...	...	...q	94.93	59.64	32	91.40	+26.8
Inv Fincl	PFI	.14e	.4	...q	37.29	30.63	3	35.71	+1.7
InvEngy	PXI	.69e	1.6	...q	46.64	30.10	16	42.76	+8.3
InvCnsStp	PSL	.67e	.9	...q	72.79	59.24	8	71.22	+9.4
In1-30TrII	PLW	.66	2.1	...	33.52	30.78	6	31.38	-4.3
InSC InfoII	PSCT	.08e	.1	...q	87.34	71.36	30	85.68	+12.1
InSC Ind II	PSCI	.40e	.6	...q	70.96	52.88	31	69.80	+8.2
▲InSC HCrII	PSCH	...	...	...q	136.99	83.33	153	134.34	+36.4
▲InSC FinII	PSCF	.97e	1.5	...q	59.22	48.65	17	58.66	+7.6
InSC EgyII	PSCE	.14e	.8	...q	18.77	11.37	37	16.70	+8.4
InSC CnS II	PSCC	1.34e	1.7	...q	83.51	65.00	5	80.36	+7.5
InSC CnDsII	PSCD	.35e	.5	...q	68.85	50.36	11	66.53	+8.8
PS Rs1KLB	USLB	...	...	...q	32.32	28.80		31.45	+.8
InLadR0-5 II	LDRI	.46	1.9	...q	25.11	24.34	15	24.42	-1.8
InKBWRg II	KBWR	.79e	1.3	...q	61.23	47.64	15	59.00	+5.4
InP&CInsII	KBWP	.69e	1.1	...q	63.06	52.71	14	61.14	+2.9
InKbwReit	KBWY	2.58	7.4	...q	38.43	29.75	144	35.02	-1.1
InKbwHiD II	KBWD	2.10	8.9	...q	24.49	21.09	49	23.49	-.5
In KBWBkII	KBWB	.58e	1.0	...q	60.38	46.12	1237	56.21	+2.2
InIntByb II	IPKW	.29e	.8	...q	40.14	33.03	33	36.39	-3.2
InGlbWtII	PIO	.34e	1.3	...q	27.16	23.57	40	25.44	-2.3
InGlGoldII	PSAU	.10e	.6	...q	21.85	17.58	8	17.86	-9.1
InGlbAgrII	PAGG	.74e	2.8	...q	28.90	24.88	1	26.74	-2.3
In IntlLB II	IDLB	...	...	...q	32.01	28.14	2	29.47	-2.2
InDWATcR II	DWTR	...	...	...q	30.81	24.35	8	30.24	+7.0
InTactII	DWIN	1.18	4.6	...	28.02	24.71	12	25.43	-5.4
In SmCMoII	DWAS	.07e	.1	...q	57.35	41.94	40	55.81	+14.6
▲InDWA MoII	DWLV	...	...	...	33.55	32.05	3	33.35	-.4
InEmMomII	PIE	.12e	.6	...q	22.22	17.87	51	20.21	-1.7
InDevMoII	PIZ	.26e	.9	...q	29.70	25.84	17	28.16	+1.9
Investar	ISTR	.16f	.6	26	29.90	20.25	10	27.15	+12.8
InvestBncp	ISBC	.36	2.8	19	14.69	12.52	1713	12.73	-8.3
InvTitl	ITIC	1.60a	.9	15	221.88	162.67	12	183.02	-7.7
Invuity n	IVTY	...	...	...dd	9.55	2.35	213	4.20	-32.3
IonisPhm	IONS	...	...	...cc	65.51	39.07	1293	45.32	-9.9
IovanceTh	IOVA	...	...	...dd	19.90	4.45	654	13.80	+72.5
iPLgExR1K	ROLA	...	...	...q				147.93	
iPTr5yBear	DFVS	...	...	...q	37.18	27.28		36.48	+15.1
iPUST5yBull	DFVL	...	...	...	68.83	61.02		62.64	-4.3
iRadimed	IRMD	...	...	...cc	23.58	8.35	24	22.20	+46.5
Iridex	IRIX	...	...	...dd	10.98	4.28	4	7.21	-5.4
IridiumCm	IRDM	...	...	21	18.95	9.68	807	17.95	+52.1
Iridium pfB	IRDMB	16.88	2.7	...	619.58	348.00		619.58	+54.1
IronwdPh	IRWD	...	...	...dd	21.20	12.89	653	19.59	+30.7
iShRUT P n	AMCA	.26e	...	...	28.53	24.40	1	27.56	+.7
iSh USD n	SUSC	...	...	...	25.90	24.01	6	24.25	-4.8
iSh 1-5Yr n	SUSB	...	...	...	25.26	24.46	14	24.55	-1.6
iShExpoTc	XT	.14p	...	...q	38.52	31.53	91	37.61	+6.1
iSh USA Op	ESGU	.92e	1.5	...	62.57	53.41	1	61.63	+5.6
iShHYlexOG	HYXE	...	...	...	52.50	49.68	0	50.35	-1.4
iShFallAn n	FALN	1.48a	5.6	...	30.06	26.00	7	26.37	-2.9
iSh ESG Opt	ESGD	...	...	...	72.49	63.61	43	66.48	-2.0
iSh GlImp n	MPCT	1.18e	2.0	...	62.84	54.75	9	57.89	-2.2
iShCTotBd s	IUSB	...	...	...q	51.49	48.94	145	49.32	-3.0
iShCHGer	HEWG	.68e	1.6	...q	30.35	26.39	338	28.02	-2.3
iSh UAE	UAE	.63e	4.0	...q	18.08	14.87	1	15.68	-6.7
iSh Qatar	QAT	.66e	3.8	...q	18.00	13.01	4	17.24	+6.4
iShCmdSel	COMT	1.89e	5.0	...q	40.62	32.69	35	38.16	+5.0
iShGblGld rs	RING	...	...	...q	20.84	16.77	426	16.91	-10.1
Isramco	ISRL	...	...	...dd	135.05	92.00	0	119.50	+14.2
Iteris	ITI	...	...	...dd	8.17	4.09	33	5.09	-27.0
IterumTh n	ITRM	...	...	...	13.00	8.13	5	8.83	-31.3
Itron	ITRI	...	...	...dd	79.95	56.70	178	60.25	-11.7
IturanLoc	**ITRN**	.96	2.9	18	38.00	28.50	95	33.05	-3.4
IvyNxFoc ef	IVFGC	...	...	...	100.02	99.99		100.02	
IvNxFcVl ef	IVFVC	...	...	...	100.02	99.99		100.02	
IvNxShEn	IVENC	...	...	...	100.06	99.98		100.02	
Izea n	IZEA	...	...	...	7.85	.80	340	1.62	-64.2

- J -

Name	Ticker Symbol	Div	Yield	PE	52-week High	Low	Vol 1000s	Last	YTD %Chg
:J&J Snack	JJSF	1.80	1.2	24	159.05	124.10	45	154.25	+1.6
j2Global	JCOM	1.66f	1.9	31	91.58	70.27	289	87.11	+16.1
JA Solar	JASO	...	...	11	8.48	6.04		7.49	+.4
JD.com	JD	...	...	18	50.68	34.76	13751	35.31	-14.8
JMU Ltd	JMU	...	...	...	2.30	.21	155	.23	-77.9
▲JackHenry	JKHY	1.48	1.1	31	137.11	98.16	254	137.44	+17.5
JackInBox	JACK	1.60	1.9	24	108.55	79.23	515	84.59	-13.8
JkksPac	JAKK	...	...	...dd	3.80	1.95	49	2.35	
Jamba	JMBA	...	...	...	11.46	7.01	41	11.22	+39.2
JRiverGrp	JRVR	1.20a	2.9	27	44.34	32.17	174	40.70	+1.7
JanusSmC	JSML	...	...	...	43.05	32.73	6	41.40	+12.7
JanSmMid	JSMD	...	...	...	44.70	33.36	12	43.53	+12.1
JanLTCar n	OLD	...	...	...	26.73	21.60		25.80	+7.8
JanObes n	SLIM	...	...	...	39.15	26.17	7	37.37	+20.5
JanOrgan n	ORG	...	...	...	36.00	29.30	2	32.42	-6.1
Jason Inds	JASN	...	...	...dd	3.88	.77	33	2.50	+5.5
Jason wt	JASNW	...	...	...	.08	.01		.02	-17.4
JazzPhrm	JAZZ	...	...	24	184.00	128.58	325	174.33	+29.5
JensynAc n	JSYN	...	...	...	11.10	10.06		10.60	+2.9
JensynAc rt	JSYNR	...	...	...	.45	.15		.38	+66.7
JensynAc wt	JSYNW	...	...	...	.55	.11		.18	-52.0
JensynAc un	JSYNU	...	...	...	11.21	9.01		10.70	-1.4
JerashHl n	JRSH	...	...	...	11.00	5.83	18	6.20	-27.8
▼JetBlue	**JBLU**	...	...	10	23.55	18.05	21077	17.79	-20.4
JetPay h	JTPY	...	...	...dd	4.90	1.45	41	1.75	-31.3
JewettCm s	JCTCF	...	...	22	8.96	6.50	1	7.90	+5.3
JohnsnOut	JOUT	.48	.6	21	90.16	44.96	12	82.10	+32.2
JointCorp	JYNT	...	...	...dd	8.88	3.50	11	8.09	+63.1
JounceTh n	JNCE	...	...	...	29.25	6.84	231	7.36	-42.3
JunprPhm	JNP	...	...	19	13.25	4.30	138	11.45	+136.1

- K -

Name	Ticker Symbol	Div	Yield	PE	52-week High	Low	Vol 1000s	Last	YTD %Chg
:K2M Grp	KTWO	...	...	...dd	25.99	16.44	229	20.81	+15.6
KBL Merg n	KBLM	...	...	...	10.00	9.65		9.94	+2.4
KBL Mrg wt	KBLMW	...	...	...	.28	.17		.23	+16.8
KBL Mrg rt	KBLMR	...	...	...	.56	.25		.50	+72.4
KBL Mg un	KBLMU	...	...	...	10.60	9.10		10.45	+2.9
KBS Fash rs	KBSF	...	...	...	15.00	1.41	13	5.02	+21.3
KCAP Fin	KCAP	.40	12.0	...	4.00	2.91	68	3.34	-2.1
KCAP 22 n	KCAPL	1.53	6.1	...	25.73	24.65	1	25.20	+.4
KEYW Hld	KEYW	...	...	...dd	9.84	4.94	413	8.50	+44.8
KLA Tnc	KLAC	3.00f	2.9	14	123.96	87.93	1688	103.95	-1.1
KLX	KLXI	...	...	27	82.50	45.73	161	72.85	+6.7
KVHInd	KVHI	...	...	...dd	14.15	9.05	17	12.45	+20.3
▲KaiserAlu	KALU	2.20	2.0	37	116.86	90.93	453	112.06	+4.9
Kala Ph n	KALA	...	...	...	26.75	11.81	231	12.80	-30.8
Kalvista rs	**KALV**	...	...	...dd	15.80	5.48	11	8.00	-17.9
Kamada	KMDA	...	...	...	6.10	3.75	20	5.70	+20.0
KandiTech	KNDI	...	...	...	9.90	3.50	116	4.18	-38.6
Karyophm	KPTI	...	...	...dd	20.39	8.00	244	18.16	+89.2
KayAnAc n	KAAC	...	...	...	10.08	9.64	17	9.91	+2.1
KayAnAc wt	KAACW	...	...	...	1.04	.59		1.00	+17.6
KayneAn un	KAACU	...	...	...	11.18	9.85		10.42	+4.6
KaziaTh rs	**KZIA**	...	...	...	6.68	1.63	19	3.37	+6.1
KearnyF s	KRNY	.16f	1.2	53	15.60	12.75	203	13.80	-4.5
KellySA	KELYA	.30	1.3	12	32.31	21.01	85	23.39	-14.2
KellySB	KELYB	.30	1.3	12	34.30	20.95		23.00	-19.3
KemPhm n	**KMPH**	...	...	...dd	8.40	2.45	252	4.15	+2.5
KY FstFd	KFFB	.40	4.8	34	10.00	7.90	4	8.26	-7.7
KeryxBio	KERX	...	...	...dd	8.07	3.30	553	4.22	-9.2
KewnSc	KEQU	.68	2.1	18	38.80	24.56	3	33.05	+14.1
KeyTrn	KTCC	...	...	15	8.60	6.69	8	7.77	+13.9
Kforce	KFRC	.48	1.3	27	37.00	16.75	329	35.85	+42.0
KimballEl	KE	...	...	19	22.45	15.75	30	19.70	+7.9
KimballInt	KBAL	.28	1.7	16	20.97	15.40	78	16.06	-14.0
KindredBio	KIN	...	...	...dd	13.80	6.55	241	13.15	+39.2
KingldJw	KGJI	...	...	2	2.50	1.20	25	1.25	-38.1
Kingstone	KINS	.40	2.4	26	21.70	13.21	11	16.40	-12.8
KingtoneW	KONE	...	...	...	9.90	2.63	12	6.75	+57.7
KiniksaPh n	KNSA	...	...	...	24.64	15.26	33	15.52	-20.3
▲KinsaleCp n	KNSL	.28	.5	...	58.67	34.70	38	57.88	+28.6
Kirklands	KIRK	...	...	33	13.48	8.17	93	11.35	-5.1
KitovPh n	**KTOV**	...	...	...	3.81	1.62	556	1.98	-13.2
KitovPh wt	KTOVW	...	...	...	1.10	.44		.67	+11.7
KonaGrill	KONA	...	...	...dd	5.00	1.50	5	2.35	+34.3
KopinCp	KOPN	...	...	...dd	4.60	2.80	222	3.06	-4.4
KornitDig n	KRNT	...	...	...	21.70	11.70	110	18.85	+16.7
Koss h	**KOSS**	...	...	...dd	3.58	1.40	33	2.60	-15.7
KraftHnz n	KHC	2.50	4.2	17	90.38	54.11	6373	59.67	-23.3
KratosDef	KTOS	...	...	...dd	13.93	8.90	1277	12.67	+19.6
KrystlBio n	KRYS	...	...	...	19.25	8.03	82	17.90	+70.2
Kulicke	KLIC	.12p	...	56	28.71	18.22	1151	26.50	+8.9
KuraOnc n	KURA	...	...	...dd	24.03	5.90	202	19.75	+29.1

- L -

Name	Ticker Symbol	Div	Yield	PE	52-week High	Low	Vol 1000s	Last	YTD %Chg
:LCNB Corp	LCNB	.64	3.4	17	22.84	18.05	23	18.70	-8.6
LF CapA n	LFAC	...	...	...	10.10	9.58		9.63	
LF CapA un	LFACU	...	...	...	10.18	9.98	50	10.15	+1.5
LGI Homes	LGIH	...	...	11	81.88	40.73	226	57.35	-23.6
LHC Grp	LHCG	...	...	42	89.17	56.76	239	87.46	+42.8
LKQ Corp	LKQ	...	...	19	43.86	29.60	1585	33.66	-17.2
LM FdgA n	**LMFA**	...	...	...	6.65	.35	616	.40	-74.7
LM FdgA wt	LMFAW	...	...	...	.30	.03		.05	+28.2
LPL Fincl	LPLA	1.00	1.5	24	73.28	44.08	858	68.85	+20.5
LRAD h	LRAD	.04	1.4	...dd	3.00	1.46	42	2.80	+12.4
LSI Ind lf	LYTS	.20	4.0	23	8.95	4.91	149	5.03	-26.9
LaJollaPh	LJPC	...	...	...dd	41.36	22.68	746	33.72	+4.8
LakeShBc h	LSBK	.40	2.3	42	18.00	15.70	0	17.20	+.3
LakeldB	LBAI	.46f	2.2	19	21.90	15.06	65	20.50	+6.5
LakeInd s	LKFN	1.04	2.1	20	52.43	41.30	75	49.25	+1.6
LakeInd	LAKE	...	...	10	16.85	12.20	25	13.40	-7.9
LamResrch	LRCX	4.40f	2.5	17	234.88	148.26	2300	173.39	-5.8
LamarAdv	LAMR	3.64	5.1	24	79.17	61.36	250	71.46	-3.7
LancastrC	LANC	2.40	1.7	33	144.77	113.34	78	141.37	+9.4
Landcad n	LCA	...	...	...	11.00	9.89	5	10.12	+1.8
Landcad wt	LCAHW	...	...	...	.80	.59		.69	-1.3
Landcad un	LCAHU	...	...	...	13.08	9.66	0	10.77	+2.4
Landec	LNDC	...	...	19	15.60	11.42	22	14.45	+14.7
LandBncp	LARK	.80b	2.8	29	29.59	25.73	3	28.50	-1.7
LandmInfr	LMRK	1.47	10.7	21	18.75	12.95	39	13.75	-24.0
LandIn pfA	LMRKP	2.00	8.2	...	26.14	21.76	3	24.42	-3.3
LndInf un B	LMRKO	1.98	8.0	...	25.76	22.15	2	24.88	-2.5
LandInf pfC	LMRKN	1.75	7.4	...	25.22	22.13	2	23.55	-2.8
LandsEnd	LE	...	...	24	31.15	10.55	112	25.10	+28.4
Landstar	LSTR	.60	.6	24	118.60	80.00	414	106.80	+2.6
Lantheus n	LNTH	...	...	4	24.45	13.40	295	13.95	-31.8
Lantronix	**LTRX**	...	...	...	3.56	1.78	16	2.57	+27.2
Lattice	LSCC	...	...	...dd	7.03	5.05	1935	6.83	+18.2
LaureatE n	LAUR	...	...	...	17.59	10.46	277	14.99	+10.5
Lawsn	LAWS	...	...	7	28.00	19.30	6	24.10	-2.6
Lazydays n	LAZY	...	...	30	11.10	7.25	14	8.94	-19.5
LeMaitreV	LMAT	.28	.8	41	41.28	27.90	281	36.24	+13.8
LeadgBr g	**LBIX**	...	...	...dd	3.75	.74	494	1.63	
LeapTh n	LPTX	...	...	...	10.25	4.90	35	8.08	+29.5
LegacyRes	LGCY	...	...	...dd	10.54	1.07	296	5.17	+221.1
LegcyR pf	LGCYP	2.00	14.7	...	19.25	3.69	2	13.60	+189.4
LegcyR pfB	**LGCYO**	2.00	14.7	...	19.24	3.69	7	13.65	+191.0
LegacyTxF	LTXB	.64	1.4	19	46.45	34.58	324	44.82	+6.2
LM DevDvr	DDBI	...	...	...q	31.49	28.15	1	29.69	
LM EMDvr	EDBI	...	...	...q	35.60	28.90	0	30.18	-8.6
LM USDvrs	UDBI	...	...	...q	32.99	29.13		32.15	+1.9
LM LoVHiD	LVHD	...	...	...q	32.10	28.75	60	29.86	-5.3
LM Gl Inf n	INFR	...	...	...	30.39	27.00	1	28.15	-4.5
LM SC Qu n	SQLV	...	...	...	30.83	23.33		30.34	+11.4
LeisAcq n	LACQ	...	...	...	9.75	9.55		9.69	
LeisAcq wt	LACQW	...	...	...	.70	.50		.70	+27.3
▲LeisAcq un	LACQU	...	...	...	10.15	9.30	62	10.20	+2.9
LendgTree	TREE	...	...	...dd	404.40	181.60	161	244.55	-28.2
LevOneBc n	LEVL	.03p	...	59	30.79	25.51	7	27.70	-5.3
LexiPhm rs	LXRX	...	...	...dd	17.24	7.67	444	12.59	+27.4
LexnFint n	LX	...	...	...cc	20.00	10.14	514	11.62	-16.4
LianlouSm	LLIT	...	...	...	3.69	1.21	2	1.70	-3.1
LibBrdbdA	LBRDA	...	...	...dd	104.35	67.75	190	75.49	-11.2
LibBrdbdC	LBRDK	...	...	...dd	104.66	68.33	557	76.09	-10.7
LibExpA n	LEXEA	...	...	...	58.20	35.89	349	46.55	+5.0
LibExpB n	LEXEB	...	...	...	57.52	39.17	0	46.00	+2.2
LibtyGlobA	LBTYA	...	...	...dd	39.73	27.11	989	28.05	-21.7
LibtyGlobB	LBTYB	...	...	...	39.00	28.00		28.05	-21.1
LibtyGlobC	LBTYK	...	...	...	37.86	26.08	1628	26.94	-20.4
LibLA A n	LILA	...	...	...dd	24.00	18.26	330	18.61	-13.8
LibLA C n	LILAK	...	...	...	23.92	17.90	693	18.71	-12.5
LibMSirA n	LSXMA	...	...	...	48.53	38.61	290	46.70	+17.8
LibMSirB n	LSXMB	...	...	...	47.90	38.62	1	47.62	+7.0
LibMSirC n	LSXMK	...	...	...	48.56	38.52	732	46.79	+18.0
LibMBrA n	BATRA	...	...	...	26.59	21.35	39	25.01	+13.4
LibMCFor	FWONK	...	...	...	41.14	28.37	983	36.06	+5.6
LibMAFor	FWONA	...	...	...	39.37	27.22	104	34.22	+4.6
LibMBrC n	BATRK	...	...	...	26.71	21.53	105	25.15	+13.2
LibertyTax	**TAX**	.64	6.0	11	14.70	7.75	388	10.60	-3.6
LibTripA A	LTRPA	...	...	...cc	18.15	7.90	271	17.35	+84.1
LibTripA B	LTRPB	...	...	69	18.00	9.00	0	17.85	+89.9
LifePtHlth	LPNT	...	...	61	66.00	41.45	2806	64.25	+29.0
LifetimeBr	LCUT	.17	1.3	21	20.20	10.00	16	12.65	-23.3
Lifevant rs	LFVN	...	...	...	10.88	2.86	99	10.16	+113.4
▼LifewayFds	LWAY	...	...	12	10.75	3.77	17	3.71	-53.6
LigandPh	LGND	...	...	74	235.04	118.44	186	229.30	+67.5
LightPath	LPTH	...	...	...	4.10	1.97	84	2.46	+10.8
Lightbrdg rs	LTBR	...	...	...	4.80	.91	805	.93	-23.8
Limbach n	LMB	...	...	...dd	15.22	10.59	7	11.19	-19.1
LimelghtN	**LLNW**	...	...	...	6.05	3.16	1177	4.70	+6.6
LimestBcp	LMST	...	...	...dd	17.65	10.34	4	16.60	+15.9
Limoneira	LMNR	.25	1.0	18	26.80	19.62	92	24.84	+10.9
LincEdSv	LINC	.08	4.8	...dd	3.49	1.49	3	1.66	-17.8
LincElec	LECO	1.56	1.7	26	101.34	81.48	372	90.84	-.8
LindbladEx	LIND	...	...	71	13.76	8.66	82	13.40	+36.9
Lindblad wt	LINDW	...	...	...	2.00	1.35		1.36	-1.4
Lipocine	LPCN	...	...	...dd	5.33	1.03	31	1.40	-59.3
Liquidity	LQDT	...	...	...dd	7.65	4.34	73	7.05	+45.4
Littelfuse	LFUS	1.48	.7	45	238.11	166.40	105	223.48	+13.0
▲LivaNova n	LIVN	...	...	37	105.90	59.91	673	108.52	+35.8
LiveOakB n	LOB	.12	.4	13	32.95	20.75	127	32.15	+34.8
LiveVent rs	LIVE	...	...	...cc	26.50	9.54	4	12.85	-19.6
LiveXLve n	**LIVX**	...	...	...	11.11	3.43	92	5.38	+34.5
▲LivePrsn	LPSN	...	...	...dd	24.08	10.80	761	23.50	+104.3
▲Logitech	LOGI	.63e	1.4	34	46.85	32.66	323	46.48	+38.2
LogMeIn	LOGM	1.20	1.1	97	134.80	99.45	321	106.95	-6.6
LoneRs n	LONE	...	...	...	11.24	2.43	307	9.55	+140.6
LoopInd n	LOOP	...	...	...	19.00	9.21	42	9.65	-33.4
LoralSpac	LORL	...	...	57	51.75	36.85	31	37.70	-14.4
Lovesac n	LOVE	...	...	...	25.01	19.33	67	20.75	-13.5
LoxoOncol	LOXO	...	...	...dd	208.95	69.00	456	168.18	+99.8
lululemn gs	LULU	...	...	55	130.49	56.56	1684	122.98	+56.5
Lumentm n	LITE	...	...	14	74.40	41.95	2340	53.15	+8.7
Luminex	LMNX	.24	.7	44	34.49	18.62	460	33.38	+69.4
LunaInn h	LUNA	...	...	...cc	4.00	1.16	29	3.46	+42.4
LuthBur n	LBC	.07e	...	...	13.60	11.02	36	11.34	-5.8

- M -

Name	Ticker Symbol	Div	Yield	PE	52-week High	Low	Vol 1000s	Last	YTD %Chg
:MACOM	MTSI	...	...	...dd	65.99	15.46	420	22.66	-30.4
MAM Soft	MAMS	...	...	20	9.42	6.11	2	8.20	+9.2
MB Fncl	MBFI	.96	2.0	21	51.59	38.29	629	48.59	+9.1
MB Fin pfC	MBFIO	.39p	...	...	26.48	24.20	2	25.88	-1.6
MBT Fnl	MBTF	.28f	2.4	17	11.60	9.25	15	11.45	+8.0
MCBC n	MCFT	...	...	17	31.26	16.82	131	26.21	+18.0
MDC Pr gs	MDCA	.84	16.5	2	12.26	3.80	296	5.10	-47.7
MEI Phrm	**MEIP**	...	...	...dd	5.14	1.79	616	3.46	+64.8
MER Tel rs	**MTSL**	...	...	...dd	6.45	.99	577	2.60	+23.2
MGE Engy	MGEE	1.29	2.0	30	68.70	51.05	44	62.95	-.2
MGP Ing	MGPI	.32a	.4	56	99.73	53.99	205	89.99	+17.1
MI Acq n	MACQ	...	...	...	11.41	8.34	22	11.10	+8.9
MI Acq wt	MACQW	...	...	...	.50	.30		.47	+35.4
MI Acq un	MACQU	...	...	...	13.26	10.21		13.26	+24.9
MICT Inc	MICT	...	...	...dd	1.94	.65	36	1.50	+33.9
MKS Inst	MKSI	.80f	.8	14	128.28	75.90	1109	97.95	+3.7
MMA Cap	MMAC	...	...	3	30.58	18.00	6	25.68	+5.7
MSB Fin	MSBF	.87a	4.1	...cc	21.95	17.10	1	21.45	+20.5
MTGE Inv	MTGE	2.00	10.2	6	20.20	16.15	621	19.70	+6.5
MTGE pfA	MTGEP	2.03	7.9	...	27.42	25.00	11	25.72	-1.5
MTS	MTSC	1.20	2.2	15	57.50	42.00	64	54.10	+.7
MTchAcq n	MTEC	...	...	...	11.80	9.17	2	9.88	+2.7
MTchAc wt	MTECW	...	...	...					
MTchAc un	MTECU	...	...	...	11.48	9.94	1	10.43	+3.6
MVB Fin n	MVBF	.10	.6	...	20.40	15.40	6	17.11	-14.9
MYOS	MYOS	...	...	...dd	2.50	1.03	28	1.30	-4.1
MYR Grp	MYRG	...	...	24	40.81	23.00	82	36.25	+1.5
Macatawa	MCBC	.24	1.9	21	12.92	9.05	25	12.41	+24.1
MackFn	MFNC	.48	2.9	15	17.58	13.76	28	16.60	+4.4
MacroGen	MGNX	...	...	...dd	32.74	14.36	341	21.89	+15.2
MadrigP rs	MDGL	...	...	...dd	325.98	15.27	249	276.01	+200.7
Magal	MAGS	...	...	...cc	6.48	4.13	9	5.03	-.6
MagellnHlt	MGLN	...	...	22	112.25	71.75	286	91.30	-5.4
Magenta n	MGTA	...	...	...	16.33	11.45	67	14.16	-2.5
MagicSft	MGIC	.26e	3.1	20	9.50	7.60	19	8.35	-.3
MagicJack	CALL	...	...	...	8.65	5.55	127	8.50	+.6
▼MagneG rs	MNGA	...	...	...	18.60	.26	1322	.27	-94.5
MagyarBc	MGYR	...	...	72	13.75	12.01	3	12.88	+.6
MaidenH	MHLD	.60	7.2	...dd	11.35	5.55	202	8.30	+25.8
MMyTrip	MMYT	...	...	...dd	41.70	22.40	199	35.00	+17.3
MalibuBoat	MBUU	...	...	30	46.49	25.00	117	39.04	+31.3
MalvernBc	MLVF	...	...	14	28.20	21.00	1	24.80	-5.3
MamEngy n	TUSK	.13p	...	...	42.30	10.88	343	36.34	+85.1
ManTech	MANT	1.00f	1.7	19	62.24	37.02	111	58.51	+16.6
ManhAssc	MANH	...	...	31	54.21	39.10	669	49.32	-.4
ManhBrCa	LOAN	.48	7.0	16	8.00	5.25	18	6.85	+15.2
Manitex	MNTX	...	...	...dd	13.26	6.89	33	12.36	+28.8
MannKd rs	MNKD	...	...	...dd	6.96	1.09	915	1.58	-31.9
Mannatech	MTEX	.50	2.5	9	22.40	13.50	0	19.95	+33.0
MaraPat rs	**MARA**	...	...	...	10.03	.82	17751	1.42	-65.4
MarchxB	MCHX	.50e	...	...dd	3.20	2.34	22	3.01	+9.3
MarinSft rs	MRIN	...	...	...	15.45	5.40	11	5.60	-48.9
MarPet	MARPS	.32e	7.9	8	4.85	2.83	2	4.07	+19.7
MarinusPh	MRNS	...	...	...dd	9.87	1.66	487	7.51	-8.0
MktAxess	MKTX	1.68	.8	54	229.84	171.45	535	209.60	+3.9
MarlinBs	MRLN	.56	1.8	19	31.95	20.26	15	30.45	+35.9
MarIntA	MAR	1.32	1.0	33	149.21	96.90	3871	130.02	-4.2
Marrone	MBII	...	...	...dd	3.39	.85	132	1.89	+71.8
MartenTr s	**MRTN**	.10	.5	33	29.60	15.60	435	22.10	+8.9
MartinMid	MMLP	2.00	14.5	21	19.85	12.70	134	13.75	-1.8
MarvellTch	MRVL	.24	1.1	20	25.18	14.87	7558	21.55	+.4
Masimo	MASI	...	...	42	103.10	80.69	467	99.74	+17.6
Match n	MTCH	...	...	39	48.65	18.00	2100	38.15	+21.8
Materialise	MTLS	...	...	...	16.50	11.23	824	12.79	+.6
MatlinPr n	MPAC	...	...	...	10.09	9.65	41	10.04	+2.9
MatlinPr wt	MPACW	...	...	...	.51	.36		.44	+4.8
MatlnPrt un	MPACU	...	...	...	12.00	10.00	1	10.80	+6.4
MatrixSv	MTRX	...	...	...dd	20.65	9.15	112	19.30	+8.4
Mattel	MAT	.60	3.6	...cc	21.38	12.21	2582	16.48	+7.2
Mattersight	MATR	...	...	...dd	3.05	1.93	135	2.60	+2.0
MatthInt	MATW	.76	1.3	20	66.35	47.70	203	56.60	+7.2
MaximIntg	MXIM	1.68	2.8	24	74.94	43.43	2735	59.33	+13.5
MaxwellT	MXWL	...	...	...dd	6.61	4.29	87	4.87	-15.5
MaysJ	MAYS	...	...	22	47.00	35.30		40.60	+4.1
MazorRbt	MZOR	...	...	...dd	76.56	35.51	228	60.72	+17.7
McGrathR	MGRC	1.36	2.2	10	68.79	34.10	176	61.54	+31.0
MedalFin	MFIN	.20	3.8	...dd	5.86	2.08	27	5.31	+50.3
MedalF 9 21	MFINL	2.25	8.9	...	26.96	22.01		25.41	-5.3
MedTrBill	MTBC	...	...	...dd	5.44	1.16	174	4.93	+88.9
MedTBill pf	MTBCP	2.75	10.4	...	27.30	22.21	6	26.43	+4.6
MediCo	MDCO	...	...	...dd	43.79	24.45	394	39.87	+45.8
MediciNova	**MNOV**	...	...	...dd	14.50	4.40	72	8.90	+37.6
Medidata	**MDSO**	...	...	...cc	88.87	59.60	5359	75.57	+19.3
MediWound	MDWD	...	...	...dd	7.35	3.56	10	6.15	+38.2
▲Medpace n	MEDP	...	...	41	49.05	27.07	209	48.36	+33.4
MeetGrp	MEET	...	...	...dd	5.34	1.84	997	4.20	+48.9
▼MeiraGTx n	**MGTX**	...	...	...	15.49	10.03	62	9.40	-37.3
MelcoResE	MLCO	.32e	1.3	81	32.95	19.56	8312	24.97	-14.0
Melinta rs	**MLNT**	...	...	...	22.50	5.20	503	5.45	-65.5
Mellanox	MLNX	...	...	74	90.45	42.25	379	82.45	+27.4
MelroseBn	MELR	.34e	...	24	20.50	17.40		19.44	-2.8
MenloTh n	MNLO	...	...	...dd	39.86	6.99	1775	7.67	-73.3
Menus n	MRUS	...	...	...	26.74	13.30	63	23.00	+18.6
MercadoL	MELI	.60	.2	...cc	417.91	217.06	655	353.00	+12.2
MercBank	MBWM	.96f	2.6	17	38.47	28.92	13	36.78	+4.0
MercerIntl	MERC	.50	2.9	15	17.95	10.45	116	17.00	+18.9
MerchBcp n	MBIN	.24	.8	...	29.15	16.27	57	28.55	+45.1
MercSys	MRCY	...	...	50	55.00	30.11	475	39.16	-23.7
MeridBcp	EBSB	.20	1.1	25	21.85	16.35	99	18.85	-8.5
MeridnBk n	MRBK	...	...	...	21.37	16.56	30	17.55	-12.2
MeridBio	VIVO	.50	3.2	26	17.10	13.35	140	15.70	+12.1
▲MeritMed	MMSI	...	...	56	56.85	36.21	1215	57.35	+32.8
MerrimP rs	MACK	...	...	1	15.40	4.71	66	5.07	-50.5
Mersana n	MRSN	...	...	...	23.96	8.76	275	11.49	-30.1
MesaLabs	MLAB	.64	.3	...dd	224.95	122.35	15	203.73	+63.9
Mesoblast n	MESO	...	...	...	7.79	4.74	144	7.01	+20.0
MetaFincl	CASH	.52	.5	20	117.98	60.70	37	96.75	+4.4
Methanx	MEOH	1.32	1.9	20	74.18	43.00	425	70.00	+15.6
Michaels	MIK	...	...	11	27.87	17.66	1497	20.17	-16.6
Microbot rs	MBOT	...	...	...	1.55	.58	130	.63	-38.7
Microchp	MCHP	1.45f	1.6	95	104.20	78.33	1450	93.26	+6.1
MicronT	MU	...	...	5	64.66	26.85	38939	53.17	+29.3
▲Microsoft	MSFT	1.68	1.6	51	108.20	71.28	26308	107.66	+25.9
MicroStr	MSTR	...	...	24	196.35	122.16	145	133.32	+1.5
▼Microvisn	**MVIS**	...	...	...dd	3.25	1.00	1442	.93	-42.8
MidPenn	MPB	.60	1.8	17	37.90	26.05	7	33.50	+1.2
MidConEn	MCEP	...	...	...dd	2.52	.92	56	1.75	+48.3
Midatech n	MTP	...	...	...	2.80	.63	62	.69	-17.7
Middleby	MIDD	...	...	19	138.89	98.06	662	100.35	-25.6
MiddlefldB	MBCN	1.12	2.3	15	54.90	42.10	7	48.20	
MdsxWatr	MSEX	.90	2.0	31	46.74	33.96	32	45.73	+14.6
MidlStBc n	MSBI	.88	2.5	25	36.50	28.70	56	35.44	+9.1
MidWOne	MOFG	.78	2.3	18	37.94	30.56	16	33.43	-.3
MillerHer	MLHR	.79f	2.1	17	41.85	29.95	605	38.25	-4.5
Mimecast n	MIME	...	...	...dd	46.87	25.12	478	40.23	+40.3
MiMedx	MDXG	...	...	17	18.25	3.01	3087	3.95	-68.7
Mind CTI	MNDO	.30e	14.1	10	2.55	2.08	23	2.13	-13.6
Mindbody n	MB	...	...	...dd	45.50	21.57	359	42.60	+39.9
MinervaN	NERV	...	...	...dd	9.25	4.80	88	8.00	+32.2
Miragen rs	MGEN	...	...	...	15.08	5.01	131	6.79	-34.9
MiratiTher	MRTX	...	...	...dd	58.28	4.45	363	54.60	+199.2
▲Misonix	MSON	...	...	...dd	15.40	8.00	102	15.90	+68.3
Mitcham	MIND	...	...	...dd	4.57	2.82	8	3.92	+23.7
Mitchm pfA	MINDP	2.25	9.5	...	24.60	22.34	0	23.60	+1.5
MitekSys	MITK	...	...	25	10.75	7.00	255	9.40	+5.0
MitelNet g	MITL	...	...	...dd	11.31	7.13	1720	10.98	+33.4
MobileMini	MINI	1.00	2.1	39	50.40	28.10	98	46.65	+35.2
MobileIron	MOBL	...	...	...dd	6.35	3.20	549	4.95	+26.9
ModMed n	MMDM	...	...	...	10.24	9.70		10.03	+2.3
ModMed wt	MMDMW	...	...	...	.75	.37		.44	-20.0
ModMed rt	**MMDMR**	...	...	...	.55	.30	0	.50	+28.2
ModMed un	MMDMU	...	...	...	12.50	10.16		10.96	+4.3
MolecTemp	MTEM	...	...	...dd	13.25	.46	80	5.08	-49.3
Moleculin n	MBRX	...	...	...	3.40	1.50	92	1.75	-5.9
▲Momenta	MNTA	...	...	...dd	30.88	11.85	381	30.80	+120.8
Momo	**MOMO**	...	...	...	54.24	22.49	13892	42.30	+72.8
MonakGp n	MKGI	...	...	...	5.07	1.74	45	3.24	-34.8
MonarCas h	MCRI	...	...	32	48.73	29.47	31	47.13	+5.2
Mondelez	MDLZ	.88	2.1	22	46.54	37.42	8576	41.52	-3.0
MoneyGrm	MGI	...	...	...dd	17.07	6.19	462	6.52	-50.5
▲MngDB A n	MDB	...	...	...	59.54	24.62	1633	58.81	+98.1
▲MonPwSys	MPWR	1.20	.9	92	142.56	95.50	299	137.47	+22.3
Monotype	TYPE	.46	2.3	48	26.75	17.90	171	20.10	-16.6
Monro	MNRO	.80f	1.2	35	69.28	43.98	467	66.70	+17.1
MonroeCap	MRCC	1.40	10.2	9	15.21	12.18	47	13.67	-.6
MonstrBv s	MNST	...	...	42	70.21	47.61	2153	61.08	-3.5
Mornstr	MORN	1.00	.7	32	140.61	79.52	122	138.66	+43.0
MoSys rs	MOSY	...	...	...dd	2.23	.61	127	1.92	+73.0
MotifBio n	MTFB	...	...	...	13.75	6.84	0	8.63	-20.2
MotifBi un	MTFBW	...	...	...	9.94	1.50		4.40	+14.9
MotorcarP	MPAA	...	...	25	30.16	18.09	119	21.08	-15.6
MotusGI n	MOTS	...	...	...dd	10.66	3.75	27	7.62	+74.0
MtnPDia g	MPVE	...	...	...	4.10	2.25	80	2.43	-11.5
Moxian n	MOXC	...	...	...	4.00	1.56	31	1.80	-53.3
MudrickC n	MUDS	...	...	...	9.94	9.55		9.68	+.9
MudrcC un	MUDSU	...	...	...	10.35	9.98		10.30	+3.0
MultiColor	LABL	.20	.3	18	89.70	61.45	93	65.75	-12.2
MustBio n	MBIO	...	...	...dd	13.35	6.17	71	7.08	-41.0
MutualFst	MFSF	.72	1.9	19	40.50	32.50	6	38.30	-.6
MySize n	**MYSZ**	...	...	...dd	3.58	.57	2254	1.03	+59.7
Mylan NV	MYL	...	...	8	47.82	29.39	2848	36.29	-14.2
MyndAn wt	MYNDW	...	...	...	1.00	.30		.43	-8.5
MyndAn n	**MYND**	...	...	...	5.05	1.15	67	1.38	-59.4
MyoKard n	MYOK	...	...	...dd	62.83	13.38	299	57.10	+35.6
▲MyriadG	MYGN	...	...	21	44.31	23.28	640	43.85	+27.7

- N -

Name	Ticker Symbol	Div	Yield	PE	52-week High	Low	Vol 1000s	Last	YTD %Chg
:▲NBT Bcp	NBTB	1.00	2.4	20	40.56	31.28	121	41.01	+11.4
NCS Mltst n	NCSM	...	...	...	24.85	12.57	71	15.52	+5.3
NETgear	NTGR	...	...	...cc	78.30	43.65	710	65.75	+11.9
NF EngSv	**NFEC**	...	...	...	5.29	.76	242	4.62	+376.3
NI Hldg n	NODK	...	...	...	18.62	15.72	17	16.50	-2.8
NIC Inc	EGOV	.32	2.0	21	18.90	12.65	341	16.25	-2.1
▲NICE Ltd	NICE	.64	.6	36	111.39	73.65	264	110.80	+20.6
▲NII Hldg n	**NIHD**	...	...	...dd	4.75	.22	12543	5.23	+1133.5
nLIGHT n	LASR	...	...	...	43.63	22.14	152	38.85	+44.2
NMI Hldg h	NMIH	...	...	14	21.92	10.10	301	19.80	+16.5
NN Inc	NNBR	.28	1.5	19	32.90	18.05	77	19.05	-31.0
NV5 Global	NVEE	...	...	28	74.53	40.01	37	72.90	+34.6
NVE Corp	NVEC	4.00	3.6	42	135.00	68.50	21	112.52	+30.8
NXP Semi	NXPI	...	...	37	125.93	90.83	9055	100.66	-14.0
▼Nabriva n	NBRV	...	...	...dd	14.10	3.30	298	3.30	-44.8
NanoDim n	NNDM	...	...	...	5.99	1.21	146	2.01	-34.5
NanoString	NSTG	...	...	...dd	16.75	5.87	267	12.00	+60.6
NanoVib n	NAOV	...	...	...	5.00	3.68	39	4.42	-5.6
Nanomtr	NANO	...	...	29	44.17	22.08	123	36.56	+46.7
NantHlth n	NH	...	...	...	5.26	2.60	57	3.12	+2.3
NantKwst n	NK	...	...	...	7.61	2.66	72	3.28	-26.9
Napco	NSSC	...	...	45	17.45	7.40	59	16.75	+91.4
Nasdaq	NDAQ	1.76f	1.8	24	96.19	69.52	1214	95.23	+23.9
Natera n	NTRA	...	...	...dd	24.07	7.78	741	22.60	+151.4
Nathans s	NATH	1.00a	1.0	63	107.05	52.90	13	98.80	+30.9
NatAmUnv	NAUH	.18	16.8	...	2.40	.76	86	1.07	-24.6
NatlBnksh	NKSH	1.19e	2.5	23	49.75	36.75	4	47.15	+3.7
NatlBevrg	FIZZ	1.50e	...	33	129.82	83.78	187	107.64	+10.5
NatCineM	NCMI	.68	8.2	...cc	8.88	5.09	331	8.33	+21.4
NatlCmce n	NCOM	...	...	24	48.60	38.03	25	47.20	+17.3
NatEnrSv n	NESR	...	...	...	11.33	9.51	18	10.87	+9.2
NatEnSv wt	NESRW	...	...	...	.85	.40		.80	-2.4
NatGenHld	NGHC	.16	.6	28	28.05	16.21	102	27.47	+39.9
NatGnH pfA	NGHCP	1.88	7.4	...	26.46	22.77	2	25.22	-.2
NatGnH pfB	NGHCO	1.88	7.5	...	26.62	22.02	8	25.07	+.1
NatGnH pfC	NGHCN	1.88	7.5	...	26.11	23.13	6	25.03	
NatGnH 55	NGHCZ	1.91	7.4	...	26.38	23.80	3	25.81	+1.6
NatlHld wt	NHLDW	...	...	...	2.60	.21		1.49	+65.9
NatlHld rs	NHLD	...	...	...	6.26	2.08	10	3.44	+4.2
NatInstrm	NATI	.92	2.2	52	53.57	38.70	460	41.91	+.7
NatResrch	NRC	.68f	1.9	71	41.99	26.35	31	36.20	-2.9
NSecGrp	NSEC	.20	1.2	10	18.17	11.53	0	16.05	-1.8
NatlVis n	EYE	...	...	...cc	43.80	27.19	745	39.82	-1.9
NatWstnLf	NWLI	.36	.1	11	368.00	276.00	17	317.60	-4.1
NaturlAlt	NAII	...	...	9	12.15	9.15	5	10.10	-1.9
NatHlTr n	NHTC	.56f	2.5	5	26.11	14.15	75	22.71	+49.5
NaturesSun	NATR	.40	4.7	...dd	13.80	8.30	8	8.60	-25.5
NatusMed	BABY	...	...	46	43.60	28.00	627	31.80	-16.8
Nav43	JSM	1.50	6.8	...	25.00	20.21	65	22.06	-7.2
Navient	NAVI	.64	4.5	7	15.61	11.48	3106	14.10	+5.9
NavgGp s	NAVG	.28	.5	20	61.74	45.80	111	59.90	+23.0
NebulaAc n	NEBU	...	...	...	9.68	9.65		9.68	+.3
NebulaA un	NEBUU	...	...	...	10.15	9.96		10.15	+1.3
NektarTh	**NKTR**	...	...	...dd	111.36	17.51	2462	46.46	-22.2
Nemaura n	NMRD	...	...	...	6.80	2.08	44	2.37	-58.9
Neogen s	NEOG	...	...	67	84.77	48.05	229	80.79	+31.0
NeoGenom	NEO	...	...	...cc	14.61	7.08	1734	14.02	+58.2
NeonTh n	**NTGN**	...	...	...	16.23	10.21	251	12.34	-17.7
Neonode	NEON	...	...	...dd	1.42	.30	10	.34	-54.9
NeosTher n	NEOS	...	...	...dd	13.15	5.80	118	6.05	-40.7
Neovasc g	NVCN	...	...	...dd	1.89	.03	7483	.03	-94.3
NeptuneT g	NEPT	...	...	6	4.46	.70	598	2.82	+19.5
Net1UEPS	UEPS	...	...	8	13.20	8.05	261	9.34	-21.4
NetElem rs	NETE	...	...	...	33.51	2.56	386	7.85	-29.5
NetApp	NTAP	1.60f	2.0	30	83.14	37.55	3582	78.60	+42.1
NetEase	NTES	2.16e	.8	10	377.64	222.32	519	263.77	-23.6
Netflix s	NFLX	...	...	...cc	423.21	164.23	12827	357.32	+86.1
Netlist h	**NLST**	...	...	...dd	1.32	.13	3125	.16	-47.7
NtScout	NTCT	...	...	27	36.80	23.15	758	30.45	
NetSolTch	NTWK	...	...	31	6.60	3.09	30	5.55	+17.9
Neuralst rs	**CUR**	...	...	...	6.06	.88	305	1.29	-25.0
NeuM wt rs	NUROW	...	...	...	.12	.02		.06	+57.9
▼NeurMx rs	NURO	...	...	...	2.96	1.20	238	1.23	-29.0
▲Neurcrine	NBIX	...	...	...dd	106.26	46.72	1353	105.74	+36.3
Neuronet n	STIM	...	...	...	29.84	23.96	141	26.17	-5.8
Neurotrpe h	NTRP	...	...	...	11.93	3.40	27	9.81	+39.3
NewAgeB n	**NBEV**	...	...	...	5.48	1.56	203	2.16	-.5
NewLink	NLNK	...	...	...dd	19.30	3.75	418	4.27	-47.3
NYMtgTr	NYMT	.80	13.0	9	6.54	5.35	1174	6.14	-.5
NYMtT pfB	NYMTP	1.94	8.0	...	26.00	18.66	10	24.11	-4.7
NYMtT pfC	NYMTO	1.97	8.1	...	25.56	22.97	5	24.33	-.7
NYMtgT pfD	NYMTN	2.00	8.4	...	25.27	22.53	17	23.80	-3.6
NewatrTc n	NEWA	...	...	...	28.20	7.60	65	18.56	+97.7
NewmrkGp	NMRK	...	...	...	15.62	13.12	140	14.06	-2.2
NewsCpA	NWSA	.20	1.3	...dd	17.29	12.84	1112	15.05	-7.2
NewsCpB	NWS	.20	1.3	...	17.70	13.10	145	15.25	-8.1
NewtekBsn	NEWT	1.72e	8.3	...	21.11	16.01	56	20.78	+12.4
Newtek 22	NEWTZ	1.88	7.3	...	27.50	25.47		25.81	-2.7
Newtek23 n	NEWTI	1.56	6.1	...	25.99	25.00		25.56	+1.8
Nexeo Sol	NXEO	...	...	...	11.14	6.74	254	9.52	+4.6
Nexeo wt	NXEOW	...	...	...	.78	.33		.71	+13.8
Nexeo un	NXEOU	...	...	...	13.00	6.12	0	9.75	+1.4
NexstarM	NXST	1.50	2.0	7	89.75	56.65	537	75.45	-3.5
NextDec n	NEXT	...	...	...	20.00	3.95	12	6.41	-23.0
NichFncl h	NICK	...	...	22	10.70	7.59	11	9.05	+2.8
NicoletBc n	NCBS	...	...	16	61.98	51.21	10	56.54	+3.3
NightstTh n	**NITE**	...	...	...	24.94	10.01	56	18.26	+39.2
Noodles	NDLS	...	...	...dd	13.30	3.50	952	11.55	+120.0
Nordson	NDSN	1.20	.9	22	151.84	107.16	132	129.65	-11.4
NorSys	NSYS	...	...	83	6.24	2.77	0	3.33	-13.7
NorestB	NBN	.04	.2	18	29.95	18.85	9	21.40	-7.6
NthnTech	NTIC	.40	1.0	42	41.90	15.75	2	39.23	+58.5
▲NorTrst	NTRS	2.20f	2.0	19	111.15	85.69	1229	111.63	+11.8
NthnTr pfC	NTRSP	1.46	5.4	...	27.78	25.00	15	27.01	+2.9
NorthfldBc	NFBK	.40	2.4	23	18.39	15.14	74	16.96	-.7
Nthrim	NRIM	.96f	2.4	17	41.80	26.31	11	39.90	+17.9
NwstBcsh	NWBI	.68	3.7	19	18.20	15.06	504	18.17	+8.6
NwstPipe	NWPX	...	...	...dd	22.00	14.50	54	19.46	+1.7
NorwdFn s	NWFL	.88	2.5	28	38.55	26.05	4	35.80	+8.5
NovaLfstyl	NVFY	...	...	...dd	3.10	1.06	10	1.77	-26.3
NovaMeas	NVMI	...	...	17	32.00	20.55	147	28.48	+9.9
▼Novan n	NOVN	...	...	...	7.33	2.65	66	2.63	-37.7
▲Novanta	NOVT	...	...	...	69.70	36.05	122	66.95	+33.9
Novavax	NVAX	...	...	...dd	2.75	.91	3053	1.35	+8.9

Continued on **next page**

Continued from **previous page**

Nasdaq

Name	Ticker Symbol	Div	Yield	PE	52-week High	52-week Low	Vol 1000s	Last	YTD %Chg
Novelion rs	NVLN	...	...	...dd	9.47	3.08	14	3.38	+8.3
NovoCure n	**NVCR**	...	...	...dd	38.65	16.10	1084	36.30	+79.7
NovumeS n	**NVMM**	...	...	...	4.75	1.52	9	1.55	-65.7
NovusTher rs	**NVUS**	...	...	...dd	8.61	3.12	34	7.43	+83.0
NuCana n	NCNA	...	...	...cc	32.00	9.32	112	21.78	+115.4
NuVasive	NUVA	...	...	35	81.50	44.62	356	53.14	-9.1
NuanceCm	NUAN	...	...	...dd	18.75	12.18	1035	15.34	-6.2
Nutanix n	NTNX	...	...	...	64.87	20.02	2883	53.29	+51.0
NutriSyst	NTRI	1.00	2.5	23	67.95	26.06	1037	40.25	-23.5
Nuvectra	NVTR	...	...	...	23.66	7.60	222	15.30	+97.2
NvNq100Dy	QQQX	1.48	5.9	...q	28.19	19.58	84	25.17	+4.0
Nvidia	NVDA	.60	.2	47	269.20	152.91	8859	248.71	+28.5
NxStageMd	NXTM	...	...	...dd	29.93	22.70	508	27.73	+14.4
Nxt-ID wt	NXTDW	...	...	...	3.42	.08		.39	-41.8
Nxt-ID rs	**NXTD**	...	...	...	8.59	1.01	2437	1.89	-46.0
NymoxPh	NYMX	...	...	...dd	4.60	3.00	91	3.25	-1.5

- O -

Name	Ticker Symbol	Div	Yield	PE	52-week High	52-week Low	Vol 1000s	Last	YTD %Chg
:O2Micro	OIIM	...	...	...	2.04	1.30	4	1.80	+7.8
OFS Cap	OFS	1.36a	11.7	9	14.30	10.41	37	11.67	-1.9
OFS C25 n	OFSSL	1.59	6.4	...	25.52	24.01	3	24.80	-.4
OHA Inv	OHAI	.08	5.4	37	1.68	.85	19	1.48	+28.7
OP Bancp n	OPBK	...	...	...	14.10	11.54	27	12.85	+3.2
OReillyAu	ORLY	...	...	19	301.69	183.60	784	294.15	+22.3
OSI Sys	OSIS	...	...	69	96.64	50.50	150	76.76	+19.2
OakVlyBcp	OVLY	.26e	1.1	20	23.89	14.55	24	23.28	+19.1
OaktrSpL	OCSL	.38	7.9	...dd	5.91	4.17	230	4.81	-1.6
OaktrSp28	OCSLL	1.53	6.2	...	25.77	24.01	6	24.55	-2.6
OaktStInco	OCSI	.56e	6.6	11	9.06	7.03	31	8.45	+.6
OasmiaPh n	OASM	.02p	...	...	3.17	.80	93	1.92	+118.2
ObalonT n	OBLN	...	...	...dd	10.40	1.85	96	1.93	-70.8
ObsEva n	**OBSV**	...	...	...	20.35	6.15	152	15.44	+58.2
OceanBio	OBCI	.05e	...	...	5.71	3.26	8	3.78	-12.9
▼OceanPw rs	**OPTT**	...	...	...dd	2.54	.75	516	.75	-31.8
vjOceanR rs	ORIG	...	...	...	128.16	20.22	186	27.25	+1.7
OceanFst	OCFC	.60	2.0	18	30.90	24.02	89	30.22	+15.1
Oclaro	OCLR	...	...	13	10.49	5.61	1569	8.63	+28.0
OconeeFed	OFED	.40	1.4	31	30.49	25.55	4	27.80	-3.1
OcularTher	OCUL	...	...	...dd	8.28	3.30	354	5.86	+31.7
OdonateT n	**ODT**	...	...	...	32.00	15.15	55	22.19	-11.2
OdysMr rsh	OMEX	...	...	...dd	13.75	3.17	30	7.32	+94.2
OfficeDpt	ODP	.10	3.8	6	6.26	2.00	4039	2.61	-26.3
OhioValB	OVBC	.84	1.7	32	56.15	29.05	8	50.25	+24.4
OhrPhar h	OHRP	...	...	...dd	2.18	.18	154	.19	-89.7
Okta n	OKTA	...	...	...dd	61.00	21.52	1604	55.12	+115.2
OldDomFrt	**ODFL**	.52	.4	34	164.10	93.29	1165	142.52	+8.3
OldLnBc	OLBK	.40f	1.1	21	35.72	26.01	47	35.30	+19.9
▲OldNBcp	ONB	.52	2.6	26	20.25	15.38	1160	19.95	+14.3
OldPoint	OPOF	.44	1.5	22	34.64	24.07	6	29.15	-2.0
OldSecBc	OSBC	.04	.3	15	15.60	10.75	51	15.05	+10.3
OlScCTrl pf	OSBCP	.78	7.4	...	10.70	10.31	0	10.52	+.9
Ollies n	OLLI	...	...	35	77.50	41.31	370	74.15	+39.2
OlympStl	ZEUS	.08	.3	14	25.84	16.58	58	23.19	+7.9
▲OmegaFlex	OFLX	.96f	1.1	52	89.00	53.50	31	90.51	+26.7
Omeros	OMER	...	...	...dd	25.20	8.36	588	20.17	+3.8
Omnicell	**OMCL**	...	...	...cc	57.70	39.75	571	52.75	+8.8
OnSmcnd	ON	...	...	12	27.10	14.60	4134	23.53	+12.4
OnTrack	OTIV	...	...	...	2.94	.93	136	1.08	-20.6
OncoMed	**OMED**	...	...	...dd	5.56	1.74	67	2.10	-48.8
Oncobiolog	ONS	...	...	...	2.30	.78	4	.86	-33.7
Oncobi wtA	ONSIW	...	...	...	.25	.02		.03	-3.2
OncolBio n	ONCY	...	...	...	7.40	4.89	27	5.08	-18.8
Onconov wt	ONTXW	...	...	...	.80	.35		.80	+45.5
Onconva rs	ONTX	...	...	...dd	2.83	.33	354	.44	-71.0
OncoSec rs	ONCS	...	...	...dd	2.95	.88	573	1.35	-16.9
OneGpHosp	STKS	...	...	...dd	3.10	1.32	11	2.55	+6.7
OneHorz rs	OHGI	...	...	...dd	3.38	.42	328	.45	-67.8
180 DgrCap	TURN	...	...	...	2.45	1.46	52	2.21	+12.3
OneStopS n	OSS	...	...	...dd	6.25	4.08	8	4.27	-12.5
▲1800Flowrs	FLWS	...	...	24	14.20	7.80	267	13.90	+29.9
OneSpan	OSPN	...	...	...cc	23.35	11.05	246	20.00	+43.9
OpenText s	OTEX	.61f	1.6	33	40.31	31.00	328	37.55	+5.3
OpesAcq n	OPES	...	...	...	9.98	9.66		9.76	+.8
OpesAcq un	OPESU	...	...	...	10.15	9.11		10.10	+.8
OpGn wt rs	OPGNW	...	...	...	2.80	.25		.82	-16.3
OpGen n rs	**OPGN**	...	...	...	10.25	1.62	89	1.90	-59.4
Ophthotech	OPHT	...	...	1	4.50	2.25	195	2.53	-18.9
OpiantPh n	OPNT	...	...	...	51.90	12.75	11	14.45	-37.1
OpkoHlth	**OPK**	...	...	...dd	7.24	2.66	8943	5.58	+13.9
OptiNose n	**OPTN**	...	...	...dd	30.00	15.01	252	22.26	+17.8
Optibase	OBAS	...	...	...dd	9.50	6.40		9.09	+14.3
OptCable	OCC	.08	2.3	...dd	4.15	2.13	1	3.50	+45.4
OptimBk h	OPHC	...	...	...	13.96	1.85	18	4.94	+5.1
OpusBank	OPB	.52e	1.9	18	30.95	21.06	219	28.05	+2.7
OramedPh	ORMP	...	...	...	11.34	5.42	92	5.44	-39.6
OraSure	OSUR	...	...	33	23.01	12.86	405	16.94	-10.2
Orbcomm	ORBC	...	...	...dd	11.99	8.50	592	9.83	-3.4
Orbotch	ORBK	...	...	21	65.75	34.72	242	60.88	+21.2
Organovo	ONVO	...	...	...dd	2.42	.91	578	1.30	-3.0
Orgenesis n	ORGS	...	...	...	16.80	7.65	14	7.80	-43.7
OrignAg rs	**SEED**	...	...	...	19.60	6.40	85	9.55	+12.4
OrigBcp n	OBNK	.13	.3	...	42.31	36.12	30	39.30	+4.8
OrigoAc un	CNLMU	...	...	...	11.95	10.80		11.01	
OrionEngy	OESX	...	...	...dd	1.25	.70	20	1.03	+17.0
Oritani	ORIT	1.13e	6.9	12	17.70	15.00	104	16.25	-.9
OrrstownF	ORRF	.52	1.9	21	27.05	22.40	9	27.00	+6.9
OrthoPed n	**KIDS**	...	...	...	31.39	14.00	106	27.55	+43.6
Orthofix	OFIX	...	...	80	61.86	42.68	132	59.95	+9.6
OspyEn A n	OSPR	...	...	...cc	10.30	9.47	159	10.25	+6.8
OspryEn wt	OSPRW	...	...	...	.95	.54		.79	+12.9
OspreyE un	OSPRU	...	...	...	11.20	9.26		11.05	+11.1
OssenInn rs	OSN	...	...	18	8.90	1.50	13	2.80	-2.8
Otelco	OTEL	...	...	9	17.75	6.95	30	14.80	+10.9
Otonomy	OTIC	...	...	...dd	21.15	2.80	122	3.60	-35.1
OttawaBc n	OTTW	.20f	1.5	92	14.99	13.59	1	13.75	-4.8
OtterTail	OTTR	1.34	2.8	24	49.75	39.00	64	47.75	+7.4
OvaScience	OVAS	...	...	...dd	1.73	.71	26	.93	-33.9
Overstk	OSTK	...	...	...dd	89.80	14.30	2136	36.45	-43.0
Ovid Th n	OVID	...	...	...dd	12.44	5.28	25	10.18	+3.1
Oxbridge	**OXBR**	.48	28.5	3	5.95	1.00	2	1.68	-21.7
Oxbrdge wt	OXBRW	...	...	...	.52	.06		.15	+50.0
OxfordImm	OXFD	...	...	...dd	19.51	10.00	46	11.94	-14.5
OxfordLn	OXLC	1.62	14.9	...	11.74	9.11	212	10.90	+8.5
Oxford 23pf	OXLCO	1.88	7.4	...	25.74	25.14	3	25.40	
OxfrLn24 pf	OXLCM	1.69	6.7	...	25.93	25.00	2	25.41	+.8
OxfSqCap	OXSQ	.80	10.9	6	7.40	5.15	217	7.35	+28.0
OxfSqC24 n	OXSQL	1.63	6.5	...	26.99	25.14		25.04	-3.1

P-Q

Name	Ticker Symbol	Div	Yield	PE	52-week High	52-week Low	Vol 1000s	Last	YTD %Chg
:P&F Inds	PFIN	.20	2.4	...	8.88	5.60	10	8.50	+1.4
PAM	PTSI	...	...	39	51.73	16.34	15	44.11	+28.1
PB Bncp	PBBI	.24	2.1	...cc	12.20	10.00	0	11.55	+7.4
PC Cnnctn	CNXN	.34e	...	18	35.00	22.66	54	34.40	+31.2
PC-Tel	PCTI	.22	3.5	...	7.85	5.65	18	6.20	-15.9
PCM Inc	PCMI	...	...	...cc	20.05	6.90	90	16.50	+66.7
PCSB Fn n	PCSB	.03p	...	88	22.34	16.50	32	20.19	+6.0
PDC Engy	PDCE	...	...	...dd	66.20	36.74	875	60.23	+16.9
PDF Sol	PDFS	...	...	33	20.10	9.62	248	11.34	-27.8
PDL Bio	PDLI	.20	7.7	4	3.55	2.15	1319	2.59	-5.5
PDL Cmt n	PDLB	...	...	...	16.95	14.46	5	15.20	+.1
PHI vtg	PHII	...	...	...dd	13.95	8.39	1	8.52	-27.1
▼PHI nv	PHIIK	.20	2.3	...dd	13.39	8.35	92	8.77	-24.2
PICO Hld s	PICO	5.00e	...	...dd	14.57	10.38	77	12.40	-3.1
PLX Phr rs	PLXP	...	...	...	9.41	3.20	1	3.91	-43.3
▲PRA Grp	PRAA	...	...	63	43.60	25.72	325	43.15	+30.0
▲PRA Hlth	PRAH	...	...	65	104.43	73.05	652	104.90	+15.2
PRGX Glbl	PRGX	...	...	...dd	10.30	5.40	22	9.30	+31.0
PTC Inc	PTC	...	...	...cc	100.79	52.20	1179	95.79	+57.6
PTC Thera	PTCT	...	...	...dd	52.95	14.56	1114	39.64	+137.6
PacWstBc	PACW	2.40f	4.7	15	55.86	43.08	405	50.56	+.3
Paccar	PCAR	1.12	1.8	12	79.69	59.82	4829	63.25	-11.0
PacBiosci	PACB	...	...	...dd	5.70	2.02	839	3.74	+41.7
PacEthanol	PEIX	...	...	...dd	7.50	2.30	210	2.85	-37.4
PacMerc	PMBC	...	...	22	10.10	7.60	15	9.70	+10.9
PacPreBc	PPBI	.15p	...	24	46.05	32.05	440	37.20	-7.0
PaciraPhm	PCRX	...	...	...dd	48.80	26.95	384	36.85	-19.3
PainThr rs	PTIE	...	...	...dd	12.80	2.03	46	2.22	-44.5
PanASlv	PAAS	.14	.8	21	19.56	13.99	1213	16.49	+6.0
PangaeaL	PANL	...	...	2	8.40	2.13	27	3.24	-12.0
▼PapaJohns	PZZA	.90	2.0	19	81.09	46.06	3332	45.97	-18.1
PapaMurph	FRSH	...	...	13	6.50	3.50	20	5.23	-2.8
ParatekPh	PRTK	...	...	...dd	29.00	9.85	378	10.35	-42.2
ParkCity	PCYG	...	...	41	14.10	6.75	40	8.10	-15.2
ParkOh	PKOH	.50	1.3	17	47.90	34.95	13	37.70	-18.0
ParkeBcp	PKBK	.56f	2.3	17	24.80	16.25	12	23.85	+27.7
ParkrVs rs	**PRKR**	...	...	...dd	2.24	.48	172	.74	-30.1
PrtnrCm	PTNR	...	...	17	6.60	3.23	4	4.00	-35.0
PathfdBcp	PBHC	.24	1.5	22	16.64	14.60	25	15.50	+.6
PatrkInd s	PATK	...	...	19	72.35	45.30	262	57.60	-17.1
PatrNBc rs	PNBK	.04	.2	24	21.15	16.30	8	19.80	+10.9
PatriotTr n	PATI	...	...	14	23.80	16.72	1	21.73	+25.0
PatternEn	PEGI	1.69f	9.4	14	26.56	16.58	906	17.88	-16.8
Patterson	PDCO	1.04	4.3	11	43.20	20.57	3101	24.36	-32.6
PattUTI	PTEN	.16f	1.0	...dd	25.03	14.83	6537	16.20	-29.6
Pavmed n	**PAVM**	...	...	...dd	9.31	.87	1175	1.54	-32.6
Pavmed wt	PAVMW	...	...	...	2.88	.35		.42	-32.3
Paychex	PAYX	2.24	3.1	28	73.10	54.20	1881	71.22	+4.6
Paylocity	PCTY	...	...	...cc	66.14	41.15	160	62.97	+33.5
PayData rs	PYDS	...	...	...dd	4.10	1.26	188	1.76	-30.4
▲PayPal n	PYPL	...	...	58	89.60	57.58	13327	91.41	+24.2
pdvWirelss	PDVW	...	...	...dd	39.75	22.50	43	26.90	-16.2
PeakRsts	SKIS	.28	5.4	...dd	5.78	4.10	28	5.15	-4.6
PeapkGl	PGC	.20	.6	20	38.00	29.21	52	34.73	-.8
Pegasyst	PEGA	.12	.2	...cc	67.95	45.40	366	57.35	+21.6
PnnNtGm	PENN	...	...	36	36.90	19.98	977	34.43	+9.9
PennVa n	PVAC	...	...	...	96.13	32.49	411	87.90	+124.8
PennantPk	PNNT	.72	9.7	8	7.84	6.29	218	7.40	+7.1
PenPkFR	PFLT	1.14	8.4	11	14.65	12.00	125	13.59	-.9
PennsWd	PWOD	1.88	4.1	17	50.00	39.59	2	45.53	-2.3
PensarAc n	WRLS	...	...	...	10.17	7.75		9.89	+2.3
PensareAc wt	WRLSW	...	...	...	.74	.42		.51	-7.3
PensrAc rt	WRLSR	...	...	...	.55	.30		.45	-10.0
PensarA un	WRLSU	...	...	...	11.48	10.02	0	10.65	+3.2
PeopUtdF	PBCT	.70	3.8	16	20.26	15.97	3400	18.43	-1.4
PeopUtd pf	PBCTP	1.41	5.5	...	28.99	25.00	8	25.78	-9.0
PeBcOH	PEBO	1.12	3.0	17	39.58	29.55	83	37.72	+15.6
PeopBNC	PEBK	.52	1.6	17	36.12	26.00	3	32.40	+5.6
PeopFSvc	PFIS	1.32f	2.8	17	52.00	39.00	3	46.70	+.3
PeopUtah n	PUB	.40f	1.1	32	38.70	26.35	17	36.05	+19.0
PepsiCo	PEP	3.71	3.2	36	122.51	95.94	5081	114.74	-4.3
Percptr	PRCP	.15	1.4	31	12.25	6.80	22	10.66	+9.9
▲Perficient	PRFT	...	...	52	27.54	16.70	142	27.20	+42.6
Performnt	**PFMT**	...	...	...dd	3.52	1.52	2083	2.12	+28.5
PerionNwk	PERI	...	...	...	1.79	.71	178	.97	-5.8
PermaFix	PESI	...	...	...	5.15	3.25	12	4.30	+17.8
PermaPip	PPIH	...	...	...dd	10.43	7.60	15	9.30	+3.3
PernixT rs	PTX	...	...	...dd	3.64	2.00	30	2.57	+7.1
PerryEllis	PERY	...	...	8	29.59	16.35	41	27.87	+11.3
PershGld rs	PGLC	...	...	...	3.31	1.57	58	1.64	-31.7
PetIQ n	PETQ	...	...	...	29.24	17.03	598	27.89	+27.7
PetMed	PETS	1.08f	3.1	22	57.80	31.81	1945	34.95	-23.2
PFSweb	PFSW	...	...	...dd	11.86	5.90	37	10.25	+38.0
PhibroAH	PAHC	.40	.8	34	48.70	32.05	81	47.20	+40.9
PhotrIn	PLAB	...	...	1	10.60	7.20	278	8.68	+1.8
PiedmLithn	PLLL	...	...	...	17.98	12.75	2	13.70	+7.5
PierisPhm	PIRS	...	...	...	9.75	4.42	754	6.14	-18.7
▼PilgrimsP	PPC	...	...	8	38.39	17.93	1573	17.85	-42.5
PingtanM	PME	.04	1.6	16	4.50	1.99	207	2.57	-15.7
PinnclEnt	PNK	...	...	...	35.18	18.30	225	34.24	+4.6
PinnaclFn	PNFP	.56	.9	19	69.95	58.40	409	62.80	-5.3
PioneerPw	PPSI	...	...	26	7.95	4.57	7	5.25	-31.0
▼Pixelwrks	PXLW	...	...	...dd	7.05	3.36	342	3.30	-47.9
PlatEag n	EAGL	...	...	...	11.82	9.60		9.74	-.1
PlatEag un	EAGLU	...	...	...	11.00	8.00		10.19	+1.8
PlayaHot n	PLYA	...	...	...dd	12.17	9.41	123	10.51	-2.6
Plexus	PLXS	...	...	...	66.78	49.20	176	60.74	
PlugPowr h	PLUG	...	...	...dd	3.21	1.53	2005	1.91	-19.1
PlumasBc	PLBC	.36f	1.3	14	29.45	19.10	6	28.00	+20.7
Plurlsght n	PS	...	...	...	29.84	19.25	256	24.40	+22.0
PluristemT	PSTI	...	...	...dd	2.12	1.06	185	1.28	-7.2
PoageBksh	PBSK	.24	.9	31	26.15	17.20	18	26.05	+24.0
PointrTel h	PNTR	...	...	16	19.65	9.95	13	11.70	-37.1
PointsInt g	PCOM	...	...	48	18.48	7.71	68	15.92	+54.7
PolarPwr n	POLA	...	...	...	6.85	4.01	4	6.39	+27.5
Polarity rs	COOL	...	...	...	41.22	15.21	885	18.65	-19.6
Pool Corp	POOL	1.80f	1.1	29	162.98	97.25	190	156.91	+21.0
PopeRes	POPE	2.80	3.9	26	76.00	66.60	1	71.30	+2.2
▲Popular	BPOP	1.00	2.0	26	50.83	32.04	1335	50.84	+43.3
Popular pf	BPOPN	1.68	6.7	...	25.52	22.61	4	25.13	+3.5
PopCplI pf	BPOPM	1.53	6.4	...	24.20	17.66	9	23.82	+5.4
PortolaPh	PTLA	...	...	...dd	66.94	30.10	983	41.20	-15.4
Potbelly	PBPB	...	...	...dd	13.75	10.60	100	12.75	+3.7
PotltchDel	PCH	1.60	3.4	26	56.35	43.85	460	47.50	-4.8
PowellInds	POWL	1.04	2.9	...dd	38.17	22.80	14	35.60	+24.3
PwrInteg	POWI	.64f	.8	37	86.60	60.55	160	75.35	+2.4
PS VarRate	VRIG	.57	2.3	...	25.33	25.06		25.14	-.3
PwShs QQQ	QQQ	1.52e	.7	...q	175.21	140.18		172.74	+10.9
PranBio rs	PRAN	...	...	...	3.79	1.75	5	2.20	-29.5
Precipio n	PRPO	...	...	...	11.78	.32	533	.38	-68.8
PrecTh rs	AIPT	...	...	...dd	2.50	.81	158	1.12	+10.9
PfdBkLA	PFBC	1.00f	1.5	...	69.48	49.84	98	65.46	+11.4
PrefrmdLn	PLPC	.80	.9	41	96.83	47.10	10	87.93	+23.8
PremFin s	PFBI	...	...	12	26.05	16.78	14	19.55	-2.6
Premier	PINC	...	...	...dd	38.99	27.16	352	37.02	+26.8
Presbia n	LENS	...	...	...	7.14	1.79	4	2.03	-46.3
Presidio n	PSDO	...	...	...	19.74	11.97	71	13.45	-29.8
PriceTR	TROW	2.80	2.3	22	127.43	80.37	1230	121.30	+15.6
PrSmrt	PSMT	.70	.9	32	94.45	77.30	140	79.35	-7.8
PrmEgy	PNRG	...	...	...dd	72.00	43.50		71.50	+38.8
PrimoWtr	PRMW	...	...	86	19.23	10.47	555	17.29	+37.5
Primoris	PRIM	.24	.9	21	30.00	23.61	154	27.90	+2.6
PrinPrice	PSET	.16e	...	...	34.46	29.10		34.00	+5.7
PrinShHld	PY	.33e	...	...	34.81	28.54	0	33.07	+1.4
PrinHlln ef	BTEC	...	...	...	39.21	27.02	3	35.83	+13.9
PrinMill ef	GENY	.06e	...	...	38.63	30.03	1	37.75	+8.7
Prin US SC	PSC	...	...	...	35.71	27.61		34.70	+9.4
PrinIntM n	PXUS	...	...	...	106.29	99.98		101.68	+.3
PrinFncl	PFG	2.08f	3.8	11	75.59	52.31	1231	54.83	-22.3
ProDex	PDEX	...	...	18	8.00	5.80	1	6.60	-2.9
ProPhaseL	PRPH	1.00e	...	...dd	5.29	1.60	3	2.95	+70.6
ProQRTher	PRQR	...	...	...dd	7.45	2.75	309	6.95	+115.5
PrUltBio s	BIB	...	...	...q	69.62	48.12	100	65.84	+17.4
▲PrUltPQ s	TQQQ	...	...	...q	66.40	34.13	11863	65.93	+42.6
ProDvrs h rs	IPDN	...	...	...	6.74	2.45	5	3.35	-18.1
ProfirEng	PFIE	...	...	1	5.30	1.19	222	3.40	+77.1
PrognicsPh	PGNX	...	...	...dd	9.12	4.60	1714	7.64	+28.4
ProgrsSoft	PRGS	.56	1.4	34	53.60	31.17	284	39.38	-7.5
Proofpoint	PFPT	...	...	...dd	130.27	82.61	741	121.94	+37.3
▼PShtQQQ rs	SQQQ	...	...	...q	30.24	12.27	19530	12.36	-42.5
ProS Ris n	EQRR	...	...	...	51.48	38.13	2	49.12	+5.2
PrUlNBio rs	UBIO	...	...	...	46.35	25.80	59	40.87	+21.5
▼ProUShBio	BIS	...	...	...q	25.21	16.60	44	16.82	-23.7
ProspctCap	PSEC	.72	10.4	8	8.37	5.51	716	6.90	+2.4
ProtagTh n	**PTGX**	...	...	...dd	23.97	5.50	121	7.20	-65.4
ProteonTh	PRTO	...	...	...dd	2.90	1.25	6	2.35	+23.7
Proteos n	PTI	...	...	...	8.61	1.41	248	2.78	-52.3
Prothena	PRTA	...	...	...dd	70.00	10.43	316	14.62	-61.0
Provent n	PRVB	...	...	...			415	4.81	
ProvidSv	PRSC	...	...	19	83.90	48.25	50	71.79	+21.0
ProvidBc n	PVBC	...	...	...	29.60	19.75	5	27.75	+4.9
ProvFnH	PROV	.56	3.0	19	20.00	17.62	6	18.40	
PrudntlBcp	PBIP	.20	1.0	95	19.87	16.04	4	19.06	+8.3
PsychmCp	PMD	.72f	3.6	19	27.41	15.99	3	19.83	-3.6
Pulmatrix	PULM	...	...	...dd	2.67	.41	244	.49	-65.0
PulseBio n	PLSE	...	...	...dd	34.82	9.81	35	14.07	-40.4
PumaBiotc	PBYI	...	...	...dd	136.90	47.00	536	51.10	-48.3
PureAcq n	PACQ	...	...	...	9.75	9.59	5	9.65	-.4
PureAcq un	PACQU	...	...	...	10.35	10.08	1	10.25	+1.3
PureCycle	PCYO	...	...	...dd	11.00	6.55	21	10.40	+24.6
PurplInv n	PRPL	...	...	...dd	13.90	6.33	15	7.74	-23.0
PurpIn wt	PRPLW	...	...	...	1.28	.21		.94	-13.0
PyxisTnkr	PXS	...	...	34	12.22	.95	53	1.03	-68.0
QAD Inc B	QADB	.24	.6	...dd	44.24	21.58	3	38.70	+25.5
QAD A	QADA	.29	.6	...dd	55.35	30.25	49	49.65	+27.8
QCR Hld	QCRH	.24	.5	16	49.70	39.85	95	45.05	+5.1
QIWI plc	QIWI	.84e	5.1	16	20.56	13.67	101	16.33	-5.8
Qorvo	QRVO	...	...	97	86.84	64.53	854	81.22	+22.0
Qualcom	QCOM	2.48	4.2	...dd	69.28	48.56	6636	58.85	-8.1
QualitySys	QSII	.70	3.5	33	21.10	12.24	367	20.18	+48.6
Qualstar rs	QBAK	...	...	...	13.50	5.55	8	7.48	-11.0
▲Qualys	QLYS	...	...	92	97.75	39.45	471	93.60	+57.7
Quantenn n	QTNA	...	...	...	20.72	9.60	192	15.94	+30.7
Quanterx n	QTRX	...	...	...dd	24.81	13.53	30	15.58	-27.4
Quartrhill g	QTRH	.05	...	3	2.12	1.01	106	1.05	-42.9
QuestRes rs	QRHC	...	...	...dd	2.91	1.03	19	1.88	-18.5
QuickLog h	QUIK	...	...	...dd	2.22	1.05	76	1.12	-35.6
▲Quidel	QDEL	...	...	...cc	71.32	31.01	246	69.76	+60.9
QuinStreet	QNST	...	...	...cc	15.05	3.36	480	14.05	+67.7
Qumu Cp	QUMU	...	...	...dd	3.28	1.42	23	2.58	+8.9
Quotinet	QTNT	...	...	...	9.02	2.78	235	7.58	+53.1
QuratRet A	QRTEA	...	...	19	29.11	20.15	1641	21.29	-12.8
QuratRet B	QRTEB	...	...	22	28.90	20.32	0	21.16	-13.8

- R -

Name	Ticker Symbol	Div	Yield	PE	52-week High	52-week Low	Vol 1000s	Last	YTD %Chg
:R1 RCM n	RCM	...	...	...	9.40	3.05	524	8.81	+99.8
RBB Bcp n	RBB	.36f	1.2	...	33.62	21.26	74	31.22	+14.1
RBC Bear	ROLL	...	...	45	140.45	101.08	52	138.09	+9.2
RCI Hosp	RICK	.12	.4	12	33.78	21.91	28	32.26	+15.3
RCM	RCMT	1.00e	...	23	7.50	4.63	5	4.82	-22.9
RF Inds	**RFIL**	.08	.9	19	9.50	1.75	132	8.55	+216.7
RGC Res s	RGCO	.62	2.2	33	31.57	22.16	5	28.22	+4.2
RLJ Ent rs	RLJE	...	...	...	5.37	2.67	6	4.74	+28.8
RMG Net rs	RMGN	...	...	...dd	2.96	.75	14	1.20	+46.3
RMR Gp h	RMR	1.00	1.1	51	89.50	42.36	47	87.90	+48.2
RMR RE	RIF	1.32	7.0	...q				18.77	-5.0
RTI Surg	RTIX	...	...	...dd	5.80	3.85	52	4.60	+12.2
RXI P wt rs	RXIIW	...	...	...	2.00	.22		.83	-36.2
▼RXI Phm rs	RXII	...	...	...	7.70	1.72	79	1.70	-69.4
RaPhrm n	RARX	...	...	...dd	17.90	4.78	205	10.90	+28.2
RadNet	RDNT	...	...	87	15.50	7.46	131	13.95	+38.1
RadaElc rs	RADA	...	...	...dd	3.86	1.77	66	2.98	-3.1
Radcom	RDCM	...	...	58	22.40	17.00	21	21.40	+7.8
RadiSys	RSYS	...	...	...dd	2.57	.53	188	1.52	+51.2
RadiusHlth	RDUS	...	...	...dd	45.90	24.66	962	27.73	-12.7
Radware	RDWR	...	...	...dd	27.91	15.82	245	27.14	+39.9
RamacoRs n	METC	...	...	...	9.35	3.81	131	6.55	-4.8
Rambus	RMBS	...	...	...dd	15.50	11.85	799	13.10	-7.9
RandCap	RAND	...	...	3	3.50	2.40		2.60	-13.9
Randgold	GOLD	2.00f	2.7	30	108.29	71.05	504	72.83	-26.4
RandBcp n	RNDB	...	...	...	17.45	13.36	1	16.58	+8.0
Rapid7 n	RPD	...	...	...dd	33.92	14.75	501	31.30	+67.7
RaveRest	RAVE	...	...	...dd	2.33	1.09	83	1.58	+8.0
RavenInds	RAVN	.52	1.3	1	42.40	26.70	76	39.10	+13.8
▼ReShape rs	**RSLS**	...	...	...	78.00	1.32	317	1.31	-94.1
ReadIntlA	RDI	...	...	12	17.50	14.37	34	15.80	-5.4
ReadgIntB	RDIB	...	...	19	27.88	19.05	0	25.30	+10.0
RealGSol rs	RGSE	...	...	...dd	3.25	.30	1250	.33	-78.0
RealNetwk	RNWK	...	...	...dd	5.00	2.63	31	3.60	+5.3
Rl NxtEc n	BLCN	...	...	...	25.05	21.69	47	23.32	-3.8
RealitCh n	BCNA	...	...	...	24.47	21.79	1	22.75	-6.0
RealmTh n	RLM	...	...	...					
RealPage	RP	...	...	76	61.95	37.80	709	58.85	+32.8
▲ReataPh n	RETA	...	...	...dd	78.00	19.31	2826	76.95	+171.7
ReconTech	RCON	...	...	...dd	5.36	.64	93	1.53	+17.7
RecroPhm	REPH	...	...	...	13.05	4.78	117	5.51	-40.4
RedRobin	RRGB	...	...	28	70.10	45.70	250	48.40	-14.2
RedRkRs n	RRR	.40	1.1	...	36.99	21.41	387	35.04	+3.9
RedVioIt n	RDVT	...	...	...dd	46.40	4.35	73	7.00	-84.9
Redfin n	RDFN	...	...	...	33.49	19.18	1542	24.92	-20.4
RedhillBio	RDHL	...	...	...	11.49	4.30	202	9.99	+94.4
Regenrn	REGN	...	...	29	526.12	281.89	847	372.77	-.8
RegnxBio n	**RGNX**	...	...	50	85.10	17.60	781	69.55	+109.2
RegulusTh	RGLS	...	...	...dd	1.52	.27	1222	.29	-71.9
Reis Inc	REIS	.76	3.6	...dd	24.00	15.95	21	21.20	+2.7
ReliantBcp	RBNC	.32	1.1	28	29.99	21.90	8	28.00	+9.2
Reliv In rs	RELV	...	...	...dd	13.77	3.72	2	4.80	+.6
RemarkHld	**MARK**	...	...	...dd	15.10	2.12	334	3.70	-62.0
Renasant	RNST	.80f	1.8	18	49.78	37.68	129	45.55	+11.4
RenewEn	REGI	...	...	5	18.45	9.50	363	16.55	+40.3
RenminTi rs	ABAC	...	...	...	4.76	1.90	16	2.18	-26.1
RentACt	RCII	.32	2.2	25	14.94	7.22	1605	14.74	+32.8
▲Replgn	RGEN	...	...	69	49.33	29.56	274	48.27	+33.0
Replimun n	REPL	...	...	...	16.23	14.03	214	15.10	-.4
▲RepBncp	RBCAA	.97	2.0	19	49.78	33.17	13	48.47	+27.5
RepFBcp	FRBK	...	...	55	9.75	7.60	190	7.70	-8.9
resTORbi n	TORC	...	...	...dd	21.10	7.55	63	9.01	-46.6
RschFrnt	REFR	...	...	...dd	1.46	.60	44	.87	-16.3
Resonant	**RESN**	...	...	...	8.55	3.17	229	4.68	-37.3
ResConn	RECN	.48	3.2	25	17.95	12.05	153	15.05	-2.6
RestorRob n	HAIR	...	...	...dd	11.95	2.61	249	2.85	-38.0
RetailOpp	ROIC	.78	4.1	56	20.78	16.18	976	18.95	-5.0
RetoEco n	RETO	...	...	...	12.75	4.29	49	4.70	-33.3
Retrophin	RTRX	...	...	...dd	31.87	19.57	306	29.59	+40.4
RevanceTh	RVNC	...	...	...dd	37.45	22.05	405	28.50	-20.3
RevenHo n	RVEN	...	...	...	6.75	2.32	2	4.07	-12.2
RevolutL rs	RVLT	...	...	...	8.10	2.95	29	4.00	+21.6
ReWalkRob	RWLK	...	...	...dd	2.00	.70	1525	.93	-15.5
RhythmP n	RYTM	...	...	...cc	37.23	16.80	101	30.63	+5.4
RibbnCm n	RBBN	...	...	...dd	8.36	4.97	139	7.30	-5.6
RiceBr wt	RIBTW	...	...	...	.30	.05		.17	+69.0
RiceBran	**RIBT**	...	...	...dd	3.09	1.01	325	2.26	+52.7
RichrdElec	RELL	.24	2.5	...cc	9.89	5.31	9	9.50	+40.9
RigelPh	**RIGL**	...	...	...dd	4.71	2.14	2627	2.99	-22.9
RigNet	RNET	...	...	...dd	19.50	10.03	28	10.90	-27.1
RiminiSt n	RMNI	...	...	...	10.40	.25	17	7.00	-11.5
RiotBlck	**RIOT**	1.00p	...	...	46.20	3.08	13539	8.40	-70.4
RiseEdCy n	REDU	...	...	21	18.60	9.50	54	13.19	-10.8
RittrPh rs	**RTTR**	...	...	...	6.50	1.83	109	2.10	-36.2
RivrvwBcp	RVSB	.14f	1.7	18	9.75	6.53	59	8.47	-2.3
RocktPh n	RCKT	...	...	...	24.28	3.56	474	19.90	+90.6
RockwllM	RMTI	...	...	...dd	8.70	3.62	299	4.78	-17.9
RockyBr	RCKY	.48f	1.7	18	31.75	12.40	69	27.45	+45.2
▼RkyMChoc	RMCF	.48	4.7	11	12.60	10.30	18	10.25	-13.0
Roku n	**ROKU**	...	...	...dd	58.80	15.75	11090	46.91	-9.4
Rosehill n	ROSE	...	...	...	10.84	5.52	29	8.76	+11.5
Rosehill wt	ROSEW	...	...	...	1.57	.62		1.12	+13.1
Rosehill un	ROSEU	...	...	...	11.26	6.50		10.25	-9.0
RossStrs s	ROST	.90	1.0	23	88.06	52.85	1619	86.49	+7.8
RoyGld	RGLD	1.00	1.1	...dd	98.53	78.25	411	90.62	+10.4
Rubicon rs	RBCN	...	...	...	9.05	6.71	9	8.01	+.4
RubiusTh n	**RUBY**	...	...	...	33.01	23.30	1128	24.75	+2.1
RmblOn B n	RMBL	...	...	...	7.82	3.53	168	6.08	+17.0
RushEntA	RUSHA	...	...	27	55.40	36.66	436	42.99	-15.4
RushEntB	**RUSHB**	...	...	34	52.76	35.75	7	43.38	-10.0
RuthsHosp	RUTH	.44	1.5	28	30.30	17.95	604	29.95	+38.3
Ryanair	RYAAY	1.55e	1.5	...	127.61	101.10	983	103.52	-.6

- S -

Name	Ticker Symbol	Div	Yield	PE	52-week High	52-week Low	Vol 1000s	Last	YTD %Chg
:S&T Bcp	STBA	1.00	2.2	20	46.44	33.92	74	45.72	+14.8
S&WSeed	**SANW**	...	...	...	4.40	2.90	17	3.05	-21.8
SB FinGp	SBFG	.32	1.6	14	20.45	15.61	12	20.23	+9.4
SB FnGp pf	SBFGP	.65	3.2	...	21.10	14.93		20.25	+13.1
SB OneBc	SBBX	.30f	1.0	24	32.85	19.75	59	29.55	+10.1
SBA Com	SBAC	...	...	...cc	177.67	134.50	1677	160.32	-1.9
SEI Inv	SEIC	.60f	1.0	20	78.35	54.23	785	60.73	-15.5
▼SelasLf rs	**SLS**	...	...	...	17.70	1.37	1490	1.32	-83.2
SG Blck n	**SGBX**	...	...	...	7.00	3.70	9	5.35	-10.5
SGOCO rs	**SGOC**	...	...	...	2.29	.90	7	1.10	+3.8
SI Fincl	SIFI	.24	1.7	15	15.95	13.75	7	14.45	-1.7
SIGA Tc n	SIGA	...	...	...	7.78	5.61	187	7.33	+24.0
SLM Cp	SLM	...	...	17	12.46	9.65	1824	11.76	+4.1
SLM Cp pfB	SLMBP	3.32e	4.6	...	73.00	62.47	12	72.00	+4.7
SmartGlb n	SGH	...	...	7	56.69	14.81	931	31.30	-7.1
SMTC hg	**SMTX**	...	...	...	3.18	1.12	30	2.61	+38.0
SORL	SORL	...	...	4	8.45	3.70	72	4.95	-26.3
SP Plus	SP	...	...	22	41.70	32.05	68	37.60	+1.3
SPAR Gp h	**SGRP**	...	...	...	3.75	1.00	104	1.31	+6.5
SpdDorWrF	DWFI	...	...	...	26.06	23.22	14	23.78	-5.9
SPI Eng rs	SPI	...	...	...	2.61	.33	738	.41	-35.7
SPS Cmce	SPSC	...	...	97	78.57	45.02	120	76.99	+58.4
▲SS&C Tch s	SSNC	.28	.5	34	56.14	36.48	1278	54.75	+35.3
▼SSLJ.cm n	**SSLJ**	...	...	...	5.75	1.21	145	1.12	-68.2
SSR Mng g	SSRM	...	...	23	11.44	7.64	880	10.41	+18.4
SVB FnGp	SIVB	...	...	27	329.65	159.44	379	311.92	+33.4
SabanCap n	SCAC	...	...	...	10.20	9.84		10.11	+2.0
SabanC wt	SCACW	...	...	...	1.35	.99		1.26	+2.4
Saban un	SCACU	...	...	...	11.65	10.25		10.71	+1.8
SabraHltc	SBRA	1.78e	8.3	17	23.94	15.78	1571	21.53	+14.7
SabreCorp	SABR	.56	2.1	31	26.78	17.30	788	26.40	+28.8
SAExplr rs	SAEX	...	...	...dd	3.69	1.18	265	1.74	-20.9
SaftyInsGr	SAFT	3.20	3.6	23	90.20	67.50	30	89.60	+11.4
SageThera	SAGE	...	...	...dd	195.97	59.57	393	160.78	-2.4
Saia Inc	SAIA	...	...	36	87.05	51.05	296	75.10	+6.1
SalemMda	SALM	.26	5.6	17	7.45	3.10	36	4.65	+3.3
SalisbryBc	SAL	1.12	2.6	16	51.80	34.65	0	42.51	-4.8
SanderFm	SAFM	1.28	1.3	8	176.43	96.80	401	98.94	-28.7
SndySpr	SASR	1.12f	2.8	18	43.87	36.41	122	39.97	+2.4
Sanfilp	JBSS	.55a	.7	26	78.74	54.32	52	76.69	+21.2
SangTher	**SGMO**	...	...	...dd	27.50	8.00	2955	13.55	-17.4
Sanmina	SANM	...	...	18	42.95	24.60	246	30.65	-7.1
Sanofi rt	GCVRZ	...	...	...	.60	.34	267	.55	+44.7
Sapiens	SPNS	.20e	2.0	51	14.30	8.01	22	10.18	-11.6
SareptaTh	SRPT	...	...	...dd	176.50	35.26	768	131.26	+135.9
Savara rs	SVRA	...	...	...dd	17.19	5.07	111	12.75	-14.1
▼scPhrma n	SCPH	...	...	...dd	18.17	4.57	43	4.64	-61.6
ScanSource	SCSC	...	...	15	45.35	31.40	77	41.35	+15.5
Schmitt h	**SMIT**	...	...	...dd	4.47	1.55	266	2.63	-4.0
Schnitzer	SCHN	.75	2.2	9	38.85	24.30	247	34.40	+2.7
ScholRck n	SRRK	...	...	...	27.02	14.00	21	15.13	-2.4
Scholastc	SCHL	.60	1.5	...dd	47.77	33.51	168	41.36	+3.1
Schulmn	SHLM	.82	1.9	45	45.10	25.10	379	43.75	+17.4
SciGames	SGMS	...	...	...dd	62.80	27.79	742	48.80	-4.9
ScrippsEW	SSP	.05p	...	42	20.35	10.69	356	12.95	-17.1
Scynexis	**SCYX**	...	...	...dd	2.50	1.05	380	1.72	-25.9
SeaChange	SEAC	...	...	...	4.03	2.40	75	3.22	-18.1
SeacstBkg	SBCF	...	...	26	34.95	20.58	161	33.20	+31.7
SeagateT	STX	2.52	4.5	14	62.70	30.60	1833	55.72	+33.2
SeanrgM rs	SHIP	...	...	...dd	1.66	.70	61	.92	-11.2
Seanrgy wtA	SHIPW	...	...	...	.35	.06		.22	+6.8
SearsHldgs	SHLD	...	...	...dd	9.63	1.99	1415	2.05	-42.7
SearsH wt	SHLDW	...	...	...	2.79	.23		.45	+28.6
SearsH&O	SHOS	...	...	...dd	3.95	1.38	98	2.35	-9.6
SeaSpine n	SPNE	...	...	...dd	14.31	8.76	37	12.83	+26.8
SeattGen	SGEN	...	...	...dd	71.49	45.31	766	69.71	+30.3
SecndSight	**EYES**	...	...	...dd	2.58	.90	392	1.52	-20.4
ScndSght wt	EYESW	...	...	...	1.02	.26		.79	-6.5
Secoo n	**SECO**	...	...	...	14.75	6.61	300	12.10	+25.3
SecWkA A n	SCWX	...	...	...dd	15.88	7.83	134	13.84	+56.0
SecNtl lf	SNFCA	.23t	...	3	6.14	4.05	1	5.25	+5.0
SelectBc lf	SLCT	...	...	24	14.14	10.90	13	12.95	+2.5
SelIncREIT	SIR	2.04	9.0	20	26.26	17.90	287	22.62	-10.0
SelectaB n	SELB	...	...	...	24.02	7.95	83	12.30	+25.4
SelectvIns	SIGI	.72	1.2	19	62.40	46.28	132	58.10	-1.0
SmLEDS rs	LEDS	...	...	...dd	10.49	1.61	42	3.84	+2.9
Semtech	SMTC	...	...	61	51.90	31.30	399	49.35	+44.3
SenecaB	SENEB	...	...	...dd	35.95	27.45	0	27.50	-19.1
SenecaA	SENEA	...	...	...dd	36.60	26.45	14	27.80	-9.6
SenesTc n	**SNES**	...	...	...dd	4.20	.30	621	1.38	+91.7
SenHous	SNH	1.56	8.8	12	20.27	14.86	1176	17.82	-6.9
SenHous 42	SNHNI	1.41	5.7	...	25.67	22.48	26	24.62	-2.6
SenHous 46	SNHNL	1.56	6.0	...	27.30	24.97	6	25.90	-3.6
Senmiao n	AIHS	...	...	...	8.91	3.75	16	4.41	-21.9
Senomyx	SNMX	...	...	...dd	1.71	.56	44	1.16	-10.8
SensusHlt n	SRTS	...	...	...	7.71	3.55	3	6.77	+31.2
SensusHl wt	SRTSW	...	...	...	3.00	.41		.67	-4.3
SentEn n	STNL	...	...	...	10.14	9.60	6	9.85	+1.0
SentEn wt	STNLW	...	...	...	.85	.61		.83	+33.9
▼SentEn un	STNLU	...	...	...	10.98	9.66	39	10.18	+2.1
SeqentialB	SQBG	...	...	...dd	3.50	1.36	81	2.12	+19.1
SeresTh n	MCRB	...	...	...dd	17.42	6.65	67	7.79	-23.2
SvcSource	SREV	...	...	...dd	4.47	2.61	320	3.66	+18.4
ServiFst s	SFBS	.44	1.1	20	44.95	32.54	120	41.50	
SesenBio	SESN	...	...	...dd	3.50	.62	608	1.84	+126.9
SevStars h	SSC	...	...	...dd	7.00	1.26	803	2.58	-44.0
SevernBc	SVBI	.12	1.4	39	8.80	6.70	17	8.55	+17.8
SharingE rs	SEII	...	...	41	12.40	2.61	4	3.31	-56.3
Sharps	SMED	...	...	...dd	5.73	3.46	185	3.53	-13.7
SharpSprg	SHSP	...	...	...dd	12.50	3.07	23	10.96	+148.9
ShndTele s	SHEN	.26f	.8	...	41.80	29.05	86	31.70	-6.2
ShiftPixy n	PIXY	...	...	...	6.80	2.00	942	3.42	+18.8
Shiloh	SHLO	...	...	35	10.98	6.45	25	8.14	-.7
Shineco n	**TYHT**	...	...	...	4.60	1.23	140	1.36	-40.9
Shire	SHPG	1.05e	.6	89	177.51	123.73	346	172.73	+11.4
ShoeCarnvl	SCVL	.32f	1.0	21	36.24	15.08	175	31.67	+18.4
ShoreBcsh	SHBI	.32f	1.7	19	20.09	15.74	10	19.14	+14.6
ShotSpot n	SSTI	...	...	...	43.82	9.33	143	42.27	+200.9
Shutterfly	SFLY	...	...	...cc	100.34	39.76	698	85.56	+72.0
SiebertFn	SIEB	.10a	.6	...dd	21.61	3.60	30	15.67	+16.1
SiennaBi n	SNNA	...	...	...	29.25	13.37	18	15.81	-12.9
Sientra	SIEN	...	...	...dd	21.51	8.79	369	20.70	+47.2
SierraBc	BSRR	.64	2.2	18	29.96	23.75	11	29.35	+10.5
SierOnc g n	**SRRA**	...	...	...dd	4.09	1.34	163	2.78	-25.5
SierraWr	SWIR	...	...	16	31.35	15.10	157	16.50	-19.3
SifyTech	SIFY	.02e	.9	...	2.10	.43	78	1.98	+93.0
SigmaDsg	SIGM	...	...	...dd	7.00	5.50	566	6.10	-12.2
SigmaL wt	SGLBW	...	...	...	.96	.16		.35	-27.3
SigmaL hn	SGLB	...	...	...	4.48	.73	98	.85	-60.5
Sigmatr	SGMA	...	...	14	11.61	5.26	6	7.05	-30.3
▼SignatBk	SBNY	.56p	...	...	161.92	115.00	1812	115.07	-16.2
SignatB wt	SBNYW	...	...	...	110.47	93.85		110.08	+1.9
SilganHld s	SLGN	.40	1.5	16	32.16	26.26	974	26.89	-8.5
SilcLtd	SILC	1.00	2.7	17	77.95	32.00	32	37.31	-46.8
SilcnLab	SLAB	...	...	96	110.70	68.86	964	105.10	+19.0
SilicnMotn	SIMO	1.20	2.2	20	56.51	40.33	378	53.71	+1.4
SilvrSun n	SSNT	.06e	...	...cc	5.20	2.90	2	3.76	-11.3
▲Silvercrest	SAMG	.56	3.2	24	17.45	11.85	29	17.35	+8.1
SimmnsFst s	SFNC	.60	1.9	20	33.45	24.98	613	31.40	+10.0
SimplyGd n	SMPL	...	...	...	17.56	10.93	482	16.90	+18.5
SimplyG wt	SMPLW	...	...	...	4.30	1.08		3.80	-2.3
Simulations	SLP	.24	1.3	39	23.95	13.38	83	18.50	+14.9
Sina	SINA	...	...	43	124.60	79.69	701	83.11	-17.1
Sinclair	SBGI	.72	2.8	11	40.15	25.50	2455	26.05	-31.2
SinoGlobl	SINO	...	...	...dd	3.84	1.04	24	1.15	-55.1
Sinovac h	SVA	...	...	...dd	8.75	6.50	18	7.36	-6.6
SiriusXM	SIRI	.04	.6	39	7.70	5.17	17345	6.98	+30.2
▼SitoMobl rs	SITO	...	...	...dd	8.60	2.07	122	2.08	-69.0
SkySolar	SKYS	...	...	...dd	2.43	.82	2	.99	-34.0
SkyWest	SKYW	.40	.7	16	60.65	31.75	379	54.95	+3.5
SkywksSol	SWKS	1.52f	1.6	19	117.65	86.13	2329	94.47	-.5
SleepNmbr	SNBR	...	...	22	40.72	27.44	838	31.31	-16.7
SmartFn rs	SMBK	...	...	24	27.69	20.50	9	25.18	+16.0
SmartSnd n	SND	...	...	...	11.06	4.81	716	5.20	-40.0
SmthM hrs	**SMSI**	...	...	...dd	3.41	.88	795	2.27	-20.1
SocilRltyA n	SRAX	...	...	...dd	7.95	1.11	317	5.56	-1.6
SocketM n	SCKT	...	...	...	4.50	2.23	2	2.36	-34.2
SodaStrm	SODA	...	...	31	98.26	53.60	491	87.72	+24.7
Sohu.cm h	SOHU	...	...	...dd	70.86	26.70		36.26	-16.4
Sol-Gel n	SLGL	...	...	...	12.23	6.18	6	6.84	-36.1
SolarCap	SLRC	1.64	7.9	12	22.55	19.70	49	20.80	+2.9
SolarSCap	SUNS	1.41	8.4	14	18.40	16.10	19	16.81	-5.3
SolarEdg n	SEDG	...	...	26	70.74	21.95	610	53.55	+42.6
Soleno wt rs	SLNOW	...	...	...	1.50	.05		.28	+89.7
SolenoTh rs	SLNO	...	...	...	3.70	1.32	44	2.56	+42.2
SolidBio n	SLDB	...	...	...dd	54.84	6.83	219	39.24	+73.5
Solignx wt	SNGXW	...	...	...	.81	.21		.55	-32.0
Soligenix n	SNGX	...	...	...	3.70	.91	97	1.12	-49.5
▲SonicCorp	SONC	.64	1.8	23	37.20	22.11	408	35.98	+30.9
SonicFdry	SOFO	...	...	...dd	3.96	2.01	5	2.28	-24.4
SonomaPh	SNOA	...	...	...dd	7.00	2.32	18	2.34	-57.1
Sonoma wt	SNOAW	...	...	...	.55	.27		.50	+20.7
Sophiris	SPHS	...	...	...dd	4.05	1.80	236	3.06	+34.8
SorrentoTh	**SRNE**	...	...	28	10.65	1.50	3198	5.55	+46.1
SotherlyH	SOHO	.50f	7.3	...cc	7.15	5.78	35	6.87	+6.5
SothrlyH pf	SOHOB	2.00	7.8	...	27.32	24.75	1	25.68	+.2
SthrlyH pf C	SOHOO	1.97	7.8	...	25.98	24.50	5	25.11	-.9
SouMoBc s	SMBC	.52f	1.3	18	41.49	30.76	4	39.79	+5.9
SoundFin	SFBC	.56f	1.4	23	40.00	29.75	1	39.75	+16.8
SouthState	SSB	1.36f	1.5	25	94.50	78.60	89	89.15	+2.3
SthnFstBsh	SFST	...	...	20	48.75	33.25	43	43.00	+4.2
SoNatBcVa	SONA	.32	1.8	33	18.24	15.11	30	17.35	+8.2
SsdeBTX	SBSI	1.20f	3.4	18	37.57	31.20	76	35.42	+5.2
SparkEn s	SPKE	.72	7.8	...dd	21.30	8.60	136	9.25	-25.4
SparkEn pf	SPKEP	2.19	9.3	...	27.49	21.90	12	23.60	-11.3
SparkTh n	ONCE	...	...	...dd	96.59	41.06	524	77.40	+50.5
SpartnMot	SPAR	.10	.7	26	19.45	8.55	139	14.85	-5.7
SprtnNash	SPTN	.72	3.0	...dd	28.17	16.32	292	24.12	-9.6
SpectPh	SPPI	...	...	...dd	24.20	7.12	939	22.53	+18.9
SperoTh n	SPRO	...	...	...	19.00	9.66	170	11.08	-5.7
Sphr3D grs	ANY	...	...	...	5.49	.32	263	.47	-81.1
Spherix rs	SPEX	...	...	...dd	2.42	.96	288	1.10	-21.4
SpirtTex n	STXB	...	...	...	22.55	20.04	9	21.55	-1.4
Splunk	SPLK	...	...	...dd	121.64	56.80	1703	102.43	+23.6
SpokHldgs	SPOK	.50	3.4	33	18.85	13.75	81	14.60	-6.7
SportsWhs	SPWH	...	...	11	6.99	3.40	1551	5.15	-22.1
SprBkPh n	SBPH	...	...	...dd	18.93	10.81	25	12.84	-4.5
SprottFoc	FUND	.75e	9.6	...q	8.39	7.26	27	7.80	-1.6
Sprouts	SFM	...	...	22	28.29	17.55	1179	21.40	-12.1
▲StaarSur	STAA	...	...	...	34.80	9.88	441	34.15	+120.3
Staff360 rs	**STAF**	...	...	...	5.70	1.14	426	2.43	-22.9
Stamps.cm	STMP	...	...	32	285.75	146.60	104	272.00	+44.7
Std AVB n	STND	...	...	...	31.60	30.05	8	30.74	-1.0
StarBulk rs	SBLK	...	...	...dd	14.60	8.62	292	12.96	+15.1
StrBlk22 n	SBLKZ	2.08	8.2	...	26.00	23.58		25.46	+.6
StarsGp g	TSG	...	...	...	38.95	15.85	645	37.20	+59.7
Starbucks s	SBUX	1.44f	2.8	23	61.94	47.37	9919	51.17	-10.9
StatAutF	STFC	.40	1.2	...cc	34.31	22.11	23	32.04	+10.0
StateBkFn	STBZ	.80	2.4	21	35.99	25.41	266	32.88	+10.2
SteadyM n	STDY	...	...	10	6.80	2.60	79	4.60	+24.3
StealthGas	GASS	...	...	15	4.70	2.90	43	3.70	-15.1
SteelCon	STCN	...	...	...	2.90	1.46	18	2.05	-17.7
StlDynam	STLD	.75	1.5	19	52.10	32.20	3113	49.12	+13.9
SteinMart s	SMRT	.30	12.9	...dd	4.04	.48	169	2.32	+100.0
StellrAcq n	STLR	...	...	...	10.49	10.00		10.42	+2.0
StellAcq wt	STLRW	...	...	...	.47	.21		.39	+25.8
StellAcq un	STLRU	...	...	...	11.08	10.42		10.55	+1.0
StemlineTh	STML	...	...	...dd	20.55	7.30	388	15.90	+1.9
Stericycle	SRCL	...	...	...dd	83.25	56.64	1102	69.15	+1.7
Stericyc pf	SRCLP	5.25	10.1	...	68.36	43.93	31	51.87	-2.1
SterlBcp n	SBT	.04	.3	...	14.98	12.00	39	13.63	+7.3
SterlCons	STRL	...	...	23	18.90	9.42	66	13.42	-17.6
SMadden	SHOO	.80	...	24	56.70	37.25	363	53.95	+15.5
Stewrdshp	SSFN	.12	1.1	14	12.75	8.50	5	10.75	+4.9
StitchFix n	**SFIX**	...	...	...	35.45	14.48	3568	31.23	+20.9
StockYBc s	SYBT	.92	2.4	19	41.90	31.90	35	38.50	+2.1
StoneCastle	BANX	1.52	6.7	17	24.92	20.00	7	22.78	+13.2
StrataS rs	SSKN	...	...	...dd	2.81	1.06	134	1.86	+51.2
Stratasys	**SSYS**	...	...	...dd	25.35	17.17	1050	19.51	-2.3
Strattec	STRT	.56	1.7	18	49.20	29.70	11	32.17	-26.1
StratusPrp	STRS	1.00e	...	53	35.90	27.25	2	30.15	+1.5
Strayer	STRA	1.00	.8	35	121.27	76.40	78	119.18	+33.0
StreamHlth	STRM	...	...	...	2.82	.92	9	1.40	-17.2
StrgbrBio n	SBBP	...	...	...	9.25	4.80	462	4.90	-32.4
SummerInf	SUMR	...	...	...dd	2.25	.72	21	1.40	-6.7
SumFWV	SMMF	.52	1.9	14	28.16	20.98	4	26.79	+1.8
SmtStB s	SSBI	.48	3.1	22	16.05	11.65	1	15.50	+23.0
SumTher n	SMMT	...	...	...dd	16.86	2.16	129	2.56	-76.9
SunHydrl	SNHY	.36	.7	42	70.83	40.92	80	49.87	-22.9
SundEng n	SNDE	...	...	...	9.59	3.61	2	5.38	-9.4
SunesisP rs	SNSS	...	...	...dd	7.69	1.82	148	2.35	-36.3
SunOpta	STKL	...	...	...dd	10.05	6.27	217	8.40	+8.4
SunPower	SPWR	...	...	...dd	11.70	6.46	1135	7.30	-13.4
Sunrun n	RUN	...	...	13	16.45	4.21	1432	14.74	+149.8
Sunworks n	SUNW	...	...	...	2.14	.90	94	1.00	-4.8
SuperMicro	SMCI	...	...	17	27.90	16.10	238	23.65	+13.0
SuperCom	SPCB	...	...	...dd	4.95	1.53	302	1.89	-51.7
▼SupTech rs	**SCONW**	...	...	...	14.90	8.40	563	7.15	-34.4
SupGpCos s	SGC	.38	1.9	18	28.85	18.80	6	19.88	-25.6
Supernus	SUPN	...	...	40	61.25	33.30	715	54.40	+36.5
supprt.cm rs	SPRT	...	...	...dd	3.15	2.01	6	2.76	+14.0
SurfaceOn n	SURF	...	...	...	18.18	12.08	106	13.19	-1.1
SurgPtrs n	SGRY	...	...	...dd	21.65	7.10	290	14.65	+21.1
▲Surmodic	SRDX	...	...	...cc	62.25	24.25	115	62.05	+121.6
SykesEnt	SYKE	...	...	51	34.39	25.77	63	29.82	-5.2
Symantec lf	SYMC	.30	1.5	10	34.20	18.85	9290	20.55	-26.8
Synacor	SYNC	...	...	...dd	3.95	1.35	17	1.93	-16.3
Synalloy	SYNL	.13m	.6	...dd	21.35	10.30	8	20.50	+53.0
Synaptics	SYNA	...	...	...dd	57.32	33.73	416	49.12	+23.0
SyndaxP n	SNDX	...	...	...dd	15.20	6.61	217	7.17	-18.2
SyneosH h	SYNH	...	...	...dd	59.80	31.10	376	49.35	+13.2
SynrgyPh	SGYP	...	...	...dd	4.33	1.43	3665	1.74	-22.0
Synlogic rs	SYBX	...	...	...dd	23.00	8.73	82	11.00	+13.4
Synopsys	SNPS	...	...	46	94.80	75.53	992	91.97	+7.9
Syntel	SYNT	15.00e	...	20	40.83	17.79	4567	40.75	+77.3
Synthes rs	SES	...	...	...	4.71	2.00	4	2.79	-1.8
Sypris	SYPR	.08	5.2	...dd	1.90	1.25	10	1.54	+11.6
SyrosPhar n	**SYRS**	...	...	...	24.38	6.30	225	10.17	+4.5

- T -

Name	Ticker Symbol	Div	Yield	PE	52-week High	52-week Low	Vol 1000s	Last	YTD %Chg
:T-MobileUS	TMUS	...	...	23	66.52	54.60	2520	58.78	-7.4
TAT Tch h	TATT	.34e	4.5	17	11.65	7.20	0	7.60	-27.6
TCG BDC n	CGBD	1.48a	8.3	11	20.30	16.73	66	17.77	-11.3
TCP Cap	TCPC	1.44	9.7	11	17.03	13.72	174	14.78	-3.3
TD Ameritr	AMTD	.84	1.4	35	63.01	41.88	4206	59.61	+16.6
TDH Hld n	PETZ	...	...	...	31.75	3.17	24	4.05	-28.2
TESSCO	TESS	.80	4.5	35	24.85	12.15	29	17.85	-11.4

Continued on **next page**

Continued from previous page

Nasdaq

Name	Ticker Symbol	Div	Yield	PE	52-week High	52-week Low	Vol 1000s	Last	YTD %Chg
TFS Fncl	TFSL	.68	4.2	54	16.62	14.32	76	16.27	+8.9
TG Thera	TGTX	...	...	...dd	17.35	7.25	971	11.50	+40.2
THL Credit	TCRD	1.08	13.2	8q	10.25	7.70	26	8.18	-9.6
TMSR GI s	TMSR	...	...	78	6.37	3.52		3.52	-29.3
TOP Shi rs	**TOPS**	...	...	...	**396.00**	**.69**	**5943**	**1.01**	-59.8
TPI Co n	TPIC	...	...	...	32.19	16.35	196	30.10	+47.1
TSR Inc	TSRI	...	...	38	9.40	3.80	6	6.80	+30.8
TTEC HI	TTEC	.54f	1.6	32	43.75	29.70	53	33.55	-16.6
TTM Tch	TTMI	...	...	40	19.62	12.76	668	17.57	+12.1
Tabula n	**TRHC**	...	...	...cc	**70.15**	**12.63**	**378**	**63.56**	+126.6
TactSys n	**TCMD**	...	...	...cc	**57.60**	**22.72**	**459**	**51.84**	+78.9
Taitron h	TAIT	.10	5.6	...dd	2.89	1.22	20	1.78	+6.0
TakeTwo	TTWO	...	...	...dd	129.25	78.10	2068	125.16	+14.0
Talend n	TLND	...	...	...dd	64.55	35.46	111	61.60	+64.4
▲TandmD rs	**TNDM**	...	...	...dd	**28.38**	**2.14**	**3380**	**26.51**	+1023.3
TandyLthr	TLF	...	...	12	8.90	6.79	2	7.60	-1.9
Tantech n	TANH	...	...	...	4.54	1.10	464	1.45	-43.8
Taoping h	TAOP	...	...	...dd	5.20	.84	88	1.28	-13.5
Tapimmu n	**TPIV**	...	...	...	**13.55**	**2.58**	**475**	**7.84**	+100.0
Tarena	TEDU	.28e	3.3	...dd	20.24	7.11	84	8.42	-43.8
TaylrDv	TAYD	...	...	25	15.14	9.70	3	11.52	-14.1
TechData h	TECD	...	...	27	111.10	75.31	213	84.47	-13.8
TechComm	TCCO	...	...	...dd	15.40	3.80	7	4.20	-63.3
▲TechTarg	**TTGT**	...	...	...	**33.88**	**9.11**	**1060**	**31.94**	+129.5
Tecnoglass	TGLS	.56	6.2	21	9.88	5.50	5	9.00	+22.4
Tecogen	TGEN	...	...	...	4.20	2.05	8	3.35	+24.1
Telenav	TNAV	...	...	...dd	8.00	4.50	86	5.90	+7.3
Teligent	TLGT	...	...	...dd	8.67	2.43	877	4.25	+17.1
Tellurian rs	TELL	...	...	...dd	13.74	6.45	797	7.53	-22.7
TenaxTh rs	**TENX**	...	...	...	**15.20**	**4.41**	**19**	**6.25**	-36.2
TerrFmP lf	TERP	2.13e	20.5	...	14.20	9.55	737	10.40	-13.0
TerritBcp	TBNK	.80a	2.6	16	33.00	28.12	11	30.59	-.9
▼Tesaro	TSRO	...	...	...dd	136.45	38.40	1734	38.14	-54.0
Tesla Inc	TSLA	...	...	...dd	389.61	244.59	9584	297.43	-4.5
TetraTc	TTEK	.48f	.8	25	61.05	39.95	149	60.15	+24.9
Tetraphase	TTPH	...	...	...dd	8.75	2.05	869	2.99	-52.5
TexCapB 42	TCBIL	1.63	6.4	...	25.89	25.00	3	25.58	+1.2
TexCapB pf	TCBIP	1.63	6.4	...	25.85	25.00	4	25.41	-.5
TxCapBsh	TCBI	...	...	18	103.05	69.65	865	93.65	+5.3
TxCapB wt	TCBIW	...	...	...	71.00	67.14		68.26	
TexInst	TXN	2.48	2.2	29	120.75	79.60	4227	113.80	+9.0
TexRdhse	TXRH	1.00	1.5	31	70.86	44.29	827	67.90	+28.9
The9Ltd rs	NCTY	...	...	...	5.04	.95	80	1.03	-46.4
TherapMD	TXMD	...	...	...dd	7.66	4.34	1834	6.46	+7.0
TherpxBio n	TRPX	...	...	...	7.69	3.00	9	3.51	-34.3
TheravBio	TBPH	...	...	...dd	36.70	21.27	221	25.04	-10.2
TheStreet	TST	.10	4.3	4	2.50	.75	63	2.34	+61.4
1347PrpIns	PIH	...	...	44	8.25	6.55	5	7.09	-2.3
1347PrIn pf	PIHPP	...	...	...	28.00	24.15	1	25.40	+4.1
ThundBr n	TBRG	...	...	...	9.65	9.64	34	9.64	-.1
ThundBr un	TBRGU	...	...	...	10.15	9.97		10.14	+.9
TiGenix n	**TIG**	...	...	...	**48.00**	**19.24**	**1**	**43.00**	+87.8
TiberAcq n	TIBR	...	...	...	9.74	9.55		9.58	+.1
TiberAc un	TIBRU	...	...	...	10.19	10.00		10.15	+1.3
TileShop	TTS	.20	...	48	16.05	5.15	882	8.70	-9.4
Tilray n	**TLRY**	...	...	...	**34.10**	**20.10**	**5493**	**25.36**	+13.3
TmbrIndBc	TSBK	.52a	1.4	20	39.45	24.89	13	38.10	+43.5
Tiptree	TIPT	.14f	2.0	21	7.24	5.35	35	6.85	+15.1
TitanMach	TITN	...	...	...dd	25.09	11.68	391	15.73	-25.7
TitanPh rs	TTNP	...	...	...	2.85	.60	16	.95	-28.3
TivityHlth	TVTY	...	...	21	48.50	29.95	301	34.40	-5.9
Tivo Cp	TIVO	.72	5.8	95	20.18	12.25	572	12.35	-20.8
Tocagen n	TOCA	...	...	...	14.66	8.31	116	9.29	-9.4
TonixPh rs	TNXP	...	...	...dd	5.11	2.70	121	3.93	+13.9
TopImage	TISA	...	...	...dd	1.75	.95	28	1.04	-8.8
Torchlght	**TRCH**	...	...	...dd	**1.51**	**.95**	**169**	**1.07**	-20.1
TowerSemi	TSEM	...	...	13	36.69	21.32	712	23.02	-32.5
TownSprts	CLUB	...	...	...dd	14.85	4.60	179	13.65	+145.9
TowneBank	TOWN	.64f	1.9	...	35.30	27.85	105	32.90	+7.0
TraconPh n	TCON	...	...	...dd	3.95	2.00	55	2.50	-25.4
TractSupp	TSCO	1.24f	1.6	23	82.68	51.36	2253	78.34	+4.8
TradDsk A n	TTD	...	...	...	97.87	40.70	1175	90.25	+97.4
TrnWEnt	**TWMC**	...	...	3	**3.10**	**.80**	**61**	**.95**	-47.9
TransAct	TACT	.36	3.1	29	15.80	8.41	2	11.50	-13.2
Transcat	TRNS	...	...	33	23.20	12.00	36	22.55	+58.2
TransGlb	TGA	.20	5.9	...dd	4.13	1.07	675	3.37	+134.2
TranslBio n	TBIO	...	...	...	16.60	11.45	43	15.36	+33.3
TravelCtrs	TA	...	...	...dd	5.85	2.95	202	4.55	+11.0
TravCtrs 28	TANNI	2.06	8.5	...	25.48	18.63	6	24.35	-3.5
TravelC 29	TANNL	2.00	8.3	...	25.27	17.09	25	24.10	-4.4
Travelct 30	TANNZ	2.00	8.3	...	25.55	17.00	1	24.17	-3.3
Travelzoo	**TZOO**	...	...	69	**21.15**	**5.75**	**245**	**18.65**	+189.1
TrmntMtg n	TRMT	...	...	...dd	17.94	11.10	1	13.54	-7.8
Trevena	TRVN	...	...	...dd	2.99	1.34	1295	1.41	-11.9
Tricida n	**TCDA**	...	...	...	**34.80**	**24.75**	**45**	**27.10**	+4.2
TriCoBsh	TCBK	.68	1.8	22	43.80	33.36	84	38.26	+1.1
TridntAcq n	TDAC	...	...	...	9.78	9.72		9.75	
TridntAcq un	TDACU	...	...	...	10.14	10.00		10.06	+.3
TrilliumTh	TRIL	...	...	...	13.30	4.15	30	5.40	-25.5
TriMas h	TRS	...	...	21	30.60	21.90	76	29.05	+8.6
Trimble	TRMB	...	...	48	45.70	32.01	1567	34.86	-14.2
TrinityBio	TRIB	.88	18.1	4	6.54	4.22	94	4.87	-4.5
TrinMrg n	TMCX	...	...	...	9.82	9.72	2	9.80	+.4
TrinMrg un	TMCXU	...	...	...	10.20	10.00		10.17	+1.6
TripAdvis	TRIP	...	...	...cc	61.39	29.50	1195	59.69	+73.2
▲TriStCap	TSC	...	...	19	29.50	20.30	231	29.80	+29.6
TriStCap pf	TSCAP	1.69	6.4	...	26.86	25.75	0	26.30	+1.5
TriumphBc	TBK	...	...	22	44.05	26.80	159	39.25	+24.6
Trivago n	TRVG	...	...	...	24.22	4.25	1403	4.30	-37.1
Tronc	TRNC	...	...	...cc	24.74	11.97	125	15.81	-10.1
Trovagn rsh	TROV	...	...	...	13.32	.72	491	.77	-79.1
TrueCar	TRUE	...	...	...dd	20.88	8.75	593	11.32	+1.1
TruettHrst	THST	...	...	...dd	2.50	1.26	3	1.48	-28.5
Trupanion	TRUP	...	...	...dd	46.70	20.52	152	45.63	+55.9
TrstNY	TRST	.26	2.9	17	9.70	7.51	203	9.05	-1.6
Trustmk	TRMK	.92	2.6	19	35.26	28.16	267	35.05	+10.0
T2 Biosys	**TTOO**	...	...	...dd	**9.98**	**2.53**	**1506**	**6.12**	+48.5
Tucows grs	TCX	...	...	47	71.75	49.70	58	61.40	-12.3
TuesMrn	TUES	...	...	...dd	4.10	1.65	359	2.90	+5.5
Tuniu	TOUR	...	...	...dd	9.88	5.81	74	7.84	+2.2
▲TurtleBc rs	**HEAR**	...	...	...	**28.73**	**1.64**	**4269**	**26.54**	+1364.7
TwlSeas n	TWLV	...	...	...	9.94	9.52	145	9.57	+.4
TwlSeas wt	TWLVW	...	...	...					
TwlSeas un	TWLVU	...	...	...	10.30	10.18	185	10.29	+.8
TwlSeas rt	TWLVR	...	...	...	.45	.35	794	.41	+15.7
21stCFoxA	FOXA	.36	.8	21	50.15	24.81	17100	45.23	+31.0
21stCFoxB	FOX	.36	.8	19	49.65	24.30	3458	44.91	+31.6
21Vianet	VNET	...	...	40	11.54	4.17	755	10.31	+29.2
TwinDisc lf	TWIN	.36	1.4	...dd	31.95	16.32	35	25.69	-3.3
TwoRvrBc	TRCB	.22f	1.2	22	20.75	16.51	11	18.51	+2.1
2U	TWOU	...	...	...dd	98.58	45.50	679	84.70	+31.3
TymeTch n	TYME	...	...	...	9.50	2.01	169	2.78	-56.4

- U -

Name	Ticker Symbol	Div	Yield	PE	52-week High	52-week Low	Vol 1000s	Last	YTD %Chg
:US AutoPts	PRTS	...	...	2	3.14	1.38	83	1.41	-44.0
US Concrte	USCR	...	...	...cc	86.35	49.00	307	54.55	-34.8
US Gld rs	USAU	.21e	...	...	3.27	1.05	36	1.29	-20.9
UFP Tch	UFPT	...	...	28	34.00	25.88	7	33.30	+19.8
UMB Fn	UMBF	1.16	1.5	22	82.14	62.27	234	79.77	+10.9
USEcology	ECOL	.72	1.1	43	67.35	44.50	65	65.50	+28.4
USGlobInv	**GROW**	**.03**	**1.3**	...	**7.49**	**1.25**	**1398**	**2.30**	-41.0
USA Tc pf	USATP	...	...	...	27.82	20.75		25.92	+3.0
USA Tech h	**USAT**	...	...	...	**15.58**	**4.90**	**987**	**14.35**	+47.2
USA Trk	**USAK**	...	...	...cc	**29.15**	**7.98**	**137**	**21.09**	+16.3
UTStarcm	UTSI	...	...	14	6.51	1.97	17	3.81	-32.3
Ubiquiti	UBNT	.17	.2	23	89.99	47.78	221	86.39	+21.6
UltaBeauty	ULTA	...	...	26	261.40	187.96	752	249.24	+11.4
▲UltimSoft	ULTI	...	...	...cc	297.16	181.59	180	289.00	+32.4
UltraClean	UCTT	...	...	6	34.59	15.34	1016	15.65	-32.2
UltPetro n	UPL	...	...	...	10.89	1.54	1364	1.84	-79.7
Ultragenyx	RARE	...	...	...dd	87.33	41.67	434	79.23	+70.8
Ultralife	ULBI	...	...	28	10.95	5.80	7	9.90	+51.1
Umpqua	UMPQ	.80	3.5	17	24.89	16.77	2535	22.61	+8.7
UniQure	QURE	...	...	...	40.99	7.50	459	32.36	+65.2
UnicoA	UNAM	...	...	...dd	11.30	7.07		7.15	-16.4
UnionBkVA	UBSH	.92f	2.2	23	42.74	30.45	421	41.39	+14.4
UnionBkVT	UNB	1.20	2.3	25	55.00	40.05	1	52.95	
UnBnOH	UBCP	.52	3.8	19	14.00	11.55	3	13.62	+2.8
UtdBOH	UBOH	.48	2.1	12	24.00	20.35	5	22.89	+3.1
UBSI	UBSI	1.36	3.7	22	38.80	31.70	428	37.00	+6.5
UtdCmtyBc	UCBA	.40	1.4	...	28.85	18.20	4	27.80	+35.3
UtdCmBks	UCBI	.60f	1.9	20	34.18	24.47	339	30.88	+9.7
UCmntyFn	UCFC	.28f	2.5	18	11.98	8.55	106	11.03	+20.8
UtdFnBcp	UBNK	.48	2.7	16	19.35	15.47	71	17.98	+1.9
▲UtdFire	UFCS	1.24f	2.1	37	58.46	38.95	96	59.15	+29.8
UtdInsur	UIHC	.24	1.2	...dd	21.45	13.60	34	20.01	+16.0
UtdNtrlF	UNFI	...	...	12	52.69	32.52	322	41.58	-15.6
USecBcCA	UBFO	.36	3.4	23	11.65	8.45	33	10.65	-3.2
US Engy rs	USEG	...	...	...dd	1.96	.68	33	1.17	-22.0
USLime	USLM	.54	.7	23	101.40	70.56	3	79.88	+3.6
UtdTherap	UTHR	...	...	7	152.55	100.57	280	124.76	-15.7
UtdGrdian	UG	1.50e	7.9	28	21.33	15.00	3	18.95	+2.4
UnitGrp	UNIT	2.40	14.0	44	26.55	13.81	3417	17.15	-3.6
UnityBcp	UNTY	.28f	1.1	16	25.40	16.15	6	25.15	+27.3
UnityBio n	UBX	...	...	...	20.48	12.75	135	14.95	-10.2
UnivDisp	OLED	.24	.2	59	209.00	78.75	912	96.85	-43.9
UnvElc	UEIC	...	...	23	72.50	26.97	130	35.10	-25.7
UnivFor s	UFPI	.35e	1.0	16	39.58	25.93	489	35.64	-5.3
▲UnvLogist	ULH	.42f	1.5	20	28.15	14.05	125	27.35	+15.2
UnvStainls	USAP	...	...	63	31.20	17.30	167	27.50	+28.4
UnivstPa	UVSP	.80	2.9	16	32.35	26.61	90	27.55	-1.8
UnumTh n	UMRX	...	...	...dd	16.51	10.15	447	14.54	+30.9
UplandSoft	UPLD	...	...	...dd	37.35	18.52	237	34.75	+60.4
UrbanOne	UONE	...	...	...dd	4.85	1.25	0	2.25	+21.6
UrbanOnD	UONEK	...	...	...	2.40	1.35	14	2.10	+20.0
UrbanOut	URBN	...	...	23	48.24	16.68	1521	45.17	+28.8
UrogenP n	**URGN**	...	...	...	**69.57**	**17.07**	**99**	**44.75**	+20.3
UtahMed	UTMD	1.08	1.2	...	117.65	68.10	46	90.80	+11.5
Uxin Ltd n	UXIN	...	...	...	10.49	7.05	1057	7.66	-20.8

- V -

Name	Ticker Symbol	Div	Yield	PE	52-week High	52-week Low	Vol 1000s	Last	YTD %Chg
:▼VBI Vac n	**VBIV**	...	...	...	**5.10**	**2.56**	**283**	**2.35**	-45.0
VEON	VEON	.28e	9.2	...	4.47	2.20	2255	3.05	-20.6
VOXX Intl	VOXX	...	...	5	8.85	4.64	132	5.30	-5.4
VSE Corp s	VSEC	.32f	.7	17	59.90	41.95	13	47.13	-2.7
Valerits hn	VLRX	...	...	...	6.79	1.19	235	1.40	-50.9
ValueLine	VALU	.76	3.5	20	25.14	13.26	3	21.91	+13.2
VanE GenD	GNRX	...	...	...q	64.65	53.83	38	60.83	+2.6
VanE VecBi	BBH	...	...	...q	136.83	111.36	184	128.86	+3.4
VandaPhm	VNDA	...	...	...dd	21.25	11.90	314	20.45	+34.5
VangIntHi	VYMI	2.17e	3.4	...	72.32	61.20	44	63.64	-5.0
VangIntDiv	VIGI	1.15e	1.7	...	70.39	62.04	44	66.12	-.3
VangEMGv	VWOB	2.82	3.7	...q	81.69	74.51	81	76.21	-5.1
V exUSRE	VNQI	2.86e	4.9	...q	65.20	57.16	285	58.54	-3.2
VanShTTr	VGSH	1.06a	1.8	...q	60.93	59.70	182	59.79	-.8
VanSTCpB	VCSH	1.97	2.5	...q	80.41	77.84	1176	78.12	-1.5
VanTotBd n	VTC	2.70	3.3	...	88.99	80.51	10	81.22	-4.5
VangR3K	VTHR	2.17e	1.7	...q	131.16	110.90	2	129.56	+5.5
VanR2KGr	VTWG	.82e	.5	...q	155.90	117.80	17	151.95	+12.1
VanR2KV	VTWV	1.88e	1.6	...q	118.35	97.33	6	116.00	+5.9
VangR2K	VTWO	1.50e	1.1	...q	136.70	107.77	58	134.16	+9.7
▲VanR1KGr	VONG	1.65e	1.1	...q	153.96	123.04	44	153.74	+11.4
VanIntTTr	VGIT	1.20	1.9	...q	65.53	61.81	172	62.36	-2.5
VanR1KV	VONV	2.49e	2.3	...q	114.79	99.80	37	108.22	-.3
VangR1K	VONE	2.28e	1.8	...q	131.36	110.94	11	129.31	+5.6
VanMtgBSc	VMBS	1.16	2.3	...q	53.14	50.79	396	51.25	-2.3
VanLTCpB	VCLT	3.66	4.1	...q	96.52	86.70	63	88.25	-7.8
VanLTTrs	VGLT	2.07	2.8	...q	79.71	71.47	34	73.57	-5.7
VanIntCpB	VCIT	2.88	3.4	...q	88.76	82.81	849	83.68	-4.2
VangSTInfl	VTIP	.74e	1.5	...q	49.66	48.52	474	48.73	-.2
VanTIntBd	BNDX	.58a	1.1	...q	55.28	53.84	687	54.75	+.7
VanTIntStk	VXUS	1.54e	2.8	...q	61.17	52.81	509	55.03	-3.1
VantEng n	VEAC	...	...	...	9.97	9.62		9.94	+2.3
VantEng wt	VEACW	...	...	...	1.60	1.05		1.19	-.8
VantEn un	VEACU	...	...	...	10.43	9.97		10.43	+2.4
VarexImag	VREX	...	...	...	43.76	27.80	328	38.26	-4.8
Varonis	VRNS	...	...	...dd	83.10	35.55	254	78.55	+61.8
VascuBio	VBLT	...	...	...	9.05	2.00	127	2.00	-71.8
Vaxart rs	VXRT	...	...	...	11.88	2.76	27	3.09	-50.4
VectoIQ n	VTIQ	...	...	...	9.59	9.52	4	9.55	-.3
VectoIQ un	VTIQU	...	...	...	10.10	9.97	22	10.05	+.5
VeecoInst	VECO	...	...	...dd	32.85	10.85	262	14.90	+.3
VBradley	VRA	...	...	40	15.47	6.99	154	13.70	+12.5
▲Veracyte	**VCYT**	...	...	...dd	**10.51**	**5.23**	**1233**	**11.10**	+70.0
Verastem	VSTM	...	...	...dd	9.07	2.77	1740	7.89	+157.0
Vericel	VCEL	...	...	...dd	14.75	3.00	1574	10.70	+96.3
VerintSys	VRNT	...	...	...cc	49.10	37.05	271	47.05	+12.4
▲Verisign	VRSN	...	...	39	150.10	97.15	577	148.43	+29.7
▲Verisk	VRSK	...	...	39	113.29	78.97	720	112.82	+17.5
Veritex	VBTX	...	...	27	33.08	23.84	1818	31.25	+13.3
Veritone n	VERI	...	...	...	74.92	7.76	157	16.05	-30.8
Vermillion	**VRML**	...	...	...dd	**2.10**	**.55**	**355**	**.65**	-66.1
VeronaPh n	VRNA	...	...	...	25.55	10.44	2	12.50	+5.3
Verrica n	VRCA	...	...	...	23.29	16.54	13	18.71	+6.9
Versartis	VSAR	...	...	...dd	22.10	1.35	306	2.00	-9.1
VertexEn	VTNR	...	...	...dd	1.50	.65	28	.96	+1.4
VertxPh	VRTX	...	...	...cc	183.39	136.50	1690	174.88	+16.7
Veru Inc	VERU	...	...	...dd	3.00	.90	38	2.01	+76.3
ViaSat	VSAT	...	...	...dd	80.26	57.75	331	69.00	-7.8
ViacomA	VIA	.80	2.5	7	42.55	28.20	19	32.20	-7.7
ViacomB	VIAB	.80	2.9	5	36.65	22.13	1727	27.32	-11.3
Viavi	VIAV	...	...	30	11.54	8.34	1077	10.18	+16.5
Vical rs	VICL	...	...	...dd	3.70	1.02	131	1.40	-23.5
▲Vicor	VICR	...	...	...	52.05	16.30	388	49.95	+139.0
VicDvAcc n	VSDA	...	...	...	29.50	25.49	0	29.44	+3.5
VicMultiF n	VSMV	...	...	...	29.20	24.92	2	28.23	+2.4
Vict500VW	CFA	.44e	.9	...q	52.01	43.63	41	50.57	+3.7
VictDisEnV	CSF	.38e	.8	...q	49.61	39.59	5	48.42	+7.3
Vict500EV	CFO	.47e	.9	...q	52.03	43.52	129	50.53	+3.5
VicEM Hi n	CEY	...	...	...	28.35	23.66	3	24.46	-6.4
VictDevVol	CIZ	.01j	...	...q	39.92	32.97	32	34.20	-2.6
VictIncEV	CDC	1.09e	2.3	...q	48.81	43.05	32	46.65	+.5
VictSCVol	CSA	.16e	...	...q	50.28	40.61	3	49.60	+7.7
VictIntlVol	CIL	.15e	...	...q	46.94	38.16	4	39.99	-1.6
VicEmMkt	CEZ	...	...	...	31.99	26.23	3	27.40	-7.6
VictLCHiDv	CDL	.44e	...	...q	47.44	41.96	10	45.33	
VictIntHiD	CID	.33e	...	...q	38.00	33.58	2	34.31	-5.2
VictCap n	VCTR	...	...	...	13.50	9.20	19	10.21	-12.0
ViewRay n	VRAY	...	...	...	10.64	4.40	806	9.55	+3.1
VikingTh n	VKTX	...	...	...dd	13.43	.88	2163	10.67	+162.8
VikngTh wt	VKTXW	...	...	...	3.84	.33		3.17	+25.3
▲VillagB&T	VBFC	...	...	54	34.30	26.90	1	34.45	+12.4
VillSupMkt	VLGEA	1.00	3.4	17	31.49	21.95	21	29.82	+30.0
ViperEnPt	VNOM	1.92f	6.1	36	34.49	15.57	590	31.25	+33.9
VirTra n	VTSI	...	...	...cc	7.36	4.14	4	4.85	-23.0
Virco	VIRC	.06	1.3	...	6.05	3.95	8	4.70	-6.9
VirtuFin n	VIRT	.96	3.8	13	37.85	13.10	740	25.55	+39.6
VirtusInv	VRTS	1.80	1.4	16	138.03	103.81	47	129.20	+12.3
VirtusIn pf	VRTSP	1.81	1.7	...	114.06	96.13		107.71	+6.7
▲Virtusa	VRTU	...	...	...cc	55.27	31.74	173	53.87	+22.2
VistaGn n	VTGN	...	...	...	2.65	.69	233	1.36	+22.2
Visteon s	VC	...	...	25	140.64	96.55	337	125.67	+.4
VitalThera	VTL	...	...	...dd	8.81	2.43	238	8.40	+41.2
ViveveMd n	VIVE	...	...	...dd	7.33	1.60	132	2.53	-49.1
Vivopwr n	**VVPR**	...	...	...	**6.69**	**1.02**	**98**	**1.80**	-37.9
Vivus	VVUS	...	...	3	1.27	.33	440	.71	+41.7
Vodafone	VOD	1.82e	7.7	...	32.75	23.23	4111	23.68	-25.8
VoyagerT n	VYGR	...	...	...dd	31.91	8.10	500	18.73	+12.8
vTvThera n	VTVT	...	...	...dd	8.40	.65	81	1.43	-76.2
Vuzix	VUZI	...	...	...dd	11.40	4.10	225	7.40	+18.4

- W -

Name	Ticker Symbol	Div	Yield	PE	52-week High	52-week Low	Vol 1000s	Last	YTD %Chg
:WCF Bcp n	WCFB	.20	2.2	...	10.89	8.75		9.30	-2.4
WD 40	WDFC	2.16	1.3	39	163.70	103.80	51	160.30	+35.8
WMIH	WMIH	...	...	...dd	1.61	.60	2247	1.47	+73.1
▲WSFS s	WSFS	.44	.8	19	56.70	42.45	327	56.20	+17.5
WSI Inds	WSCI	.16	2.9	61	6.55	2.85	7	5.49	-8.6
WVS Fn	WVFC	.32a	2.0	26	18.05	14.76	1	16.35	+5.6
WalgBoots	WBA	1.76f	2.7	14	83.89	59.07	7543	65.51	-9.8
WashFed	WAFD	.72f	2.1	16	37.70	29.80	354	34.25	
WashFd wt	WAFDW	...	...	...	19.40	16.65		19.20	+8.2
WshTrst	WASH	1.72	2.8	21	63.25	48.85	48	61.80	+16.1
WaterstnF	WSBF	.48a	2.8	16	20.05	16.60	38	17.10	+.3
WaveLfSc n	WVE	...	...	...	55.95	16.05	137	38.60	+10.0
WaysideT	WSTG	.68	5.0	6	18.50	12.60	13	13.65	-18.3
Web.com	WEB	...	...	10	26.30	15.75	905	25.10	+15.1
WeiboCorp	WB	...	...	...	142.12	71.70	1535	88.27	-14.7
WelleslyBc	WEBK	.22f	.7	22	34.50	25.00	1	33.00	+11.1
Wendys Co	WEN	.34	2.0	18	18.25	13.57	3519	16.84	+2.6
WernerEnt	**WERN**	**.36f**	**1.0**	**25**	**43.95**	**28.65**	**4947**	**36.15**	-6.5
▲Wesbanc	WSBC	1.16	2.4	21	48.37	35.49	162	48.88	+20.2
WestBcp	WTBA	.80f	3.1	16	28.00	20.90	17	25.55	+1.6
WAmBcp	WABC	1.60	2.7	29	64.26	49.38	62	59.72	+.3
WestellT rs	WSTL	...	...	30	4.60	2.71	38	2.72	-27.5
WDigital	WDC	2.00	2.7	8	106.96	74.81	3267	75.11	-5.6
WstNwEnB	WNEB	.16	1.4	27	11.25	9.30	11	11.10	+1.8
WstptFuel g	WPRT	...	...	...dd	4.33	1.53	263	2.52	-33.0
WestwtrRs	WWR	...	...	...	1.70	.35	236	.37	-65.3
WeycoGp	WEYS	.92f	2.5	23	39.93	26.68	3	36.74	+23.6
Wheeler wt	WHLRW	...	...	...	.11	.01		.03	-17.6
Wheelr pfB	WHLRP	2.25	12.2	...	23.12	12.58	14	18.48	-15.6
Wheelr pfD	WHLRD	2.19	10.9	...	24.05	14.66	15	20.00	-.5
Wheeler rs	**WHLR**	**1.36**	**27.5**	...dd	**12.30**	**3.25**	**73**	**4.95**	-50.4
WhiteHFin	WHF	1.42	9.4	10	15.80	10.92	34	15.08	+12.3
WhitHFin 20	WHFBL	1.63	6.5	...	26.08	25.05	3	25.14	-1.8
Wilhelmina	WHLM	...	...	30	8.00	5.40	1	6.85	+5.9
WillScot wt	WSCW	...	...	...	1.50	.32		1.35	-6.3
WillScot	WSC	...	...	...	16.05	9.45	891	15.60	+22.8
WillmValV	WVVI	...	...	24	8.86	7.81	1	8.30	+.6
WillVV pfA	WVVIP	.22e	4.8	...	6.00	4.17		4.60	-11.7
Willdan	WLDN	...	...	23	36.87	19.25	38	29.43	+22.9
WillisLFn	WLFC	...	...	14	36.70	22.51	12	31.40	+25.8
WillisTwW	WLTW	2.40	1.5	36	165.00	142.67	428	161.46	+7.1
▼Windstm rs	WIN	...	...	...	20.20	3.27	1730	3.23	-65.1
Wingstop n	WING	.28a	.6	71	55.86	29.54	860	50.54	+29.7
Winmark	WINA	.60f	.4	24	153.70	121.55	2	145.40	+12.4
WinsFin	WINS	...	...	...	390.88	46.00	0	58.25	-67.6
Wintrust	WTFC	.76	.8	18	99.96	67.74	564	90.23	+9.5
Wintrust wt	WTFCW	...	...	...	63.47	46.12		59.60	-2.1
Wintrst pfD	WTFCM	1.64	6.1	...	29.31	26.62	7	26.93	-3.7
WisdTrMdE	GULF	1.10e	5.6	...q	20.00	16.45	4	19.47	+10.5
WT SCQDv	DGRS	.66e	1.8	...q	37.94	31.44	9	37.39	+4.7
WT USQDv	DGRW	.59e	1.4	...q	44.54	36.50	97	42.52	+2.6
WTChixSte	CXSE	1.54e	1.9	...q	96.79	70.80	89	80.14	-7.1
WTEMCpBd	EMCB	3.18	4.6	...q	73.96	68.70	2	69.19	-5.3
WisdomTr	WETF	.12	1.3	25	13.41	8.37	783	9.24	-26.4
WTEMQDv	DGRE	.67e	2.6	...q	28.95	24.23	6	25.32	-7.1
WT NegAB	AGND	.78	1.8	...q	45.12	42.75	1	43.63	+.7
WT IntHdg	AGZD	.84	1.8	...q	49.15	47.59	16	47.91	-1.0
WT NegHY	HYND	.90e	4.2	...q	22.48	20.26	28	21.29	+3.9
WT IntHY	HYZD	1.02	4.2	...q	26.52	22.99	106	24.01	-.6
WTGermH	DXGE	1.39e	2.4	...q	33.99	29.38	14	30.75	-4.5
WT JpSCEq	DXJS	1.10e	.5	...q	47.87	39.36	11	43.72	-5.2
WTEMCnG	EMCG	.59e	2.5	...q	28.89	22.28	8	23.17	-14.0
Wix.com	WIX	...	...	...	110.53	50.90	1607	105.20	+82.8
Woodward	WWD	.57	.7	30	89.30	65.76	230	82.71	+8.1
Workday	WDAY	...	...	...dd	140.00	94.40	1535	130.91	+28.7
Workhrs rs	WKHS	...	...	...dd	3.82	1.39	156	1.44	-43.8
WldAccept	WRLD	...	...	17	125.14	71.02	76	114.66	+42.0
WrightMed	WMGI	...	...	...dd	29.89	19.01	1500	24.49	+10.3
WrightM rt	WMGIZ	...	...	...	1.74	.61	0	1.30	-13.9
Wynn	WYNN	3.00f	1.8	45	203.63	124.11	2888	163.56	-3.0

X-Y-Z

Name	Ticker Symbol	Div	Yield	PE	52-week High	52-week Low	Vol 1000s	Last	YTD %Chg
:xG Tech rs	XGTI	...	...	...	2.65	.58	28	.62	-61.7
XOMA rs	XOMA	...	...	18	37.25	6.86	58	24.53	-31.1
XTL Bio rs	XTLB	...	...	...	3.94	1.55	93	1.75	-23.5
XBiotech n	XBIT	...	...	...	5.80	3.55	26	4.41	+11.9
XcelBrnds	XELB	...	...	11	5.00	1.80	4	2.75	-16.7
XcelEngy	XEL	1.52	3.3	20	52.22	41.51	4474	45.54	-5.3
Xcerra	XCRA	...	...	...	14.49	9.20	921	14.12	+44.2
Xencor	XNCR	...	...	...dd	43.40	18.97	178	39.34	+79.5
XeneticB n	XBIO	...	...	...	8.95	1.37	87	3.35	+74.6
XenithB rs	XBKS	...	...	33	36.44	27.79		33.83	
XenonPhm	XENE	...	...	...	11.00	2.10	117	9.70	+243.4
XeriaPh n	**XERS**	...	...	...	**22.37**	**15.75**	**43**	**21.38**	+5.7

Money Market Funds

Fund	Avg Maturity	Avg Yield
Money Funds		
AB Government Money	...	1.73
AB Government Money	...	1.75
AB Government Money	...	1.74
AIM MMCshRes	22	1.41
AIMMMInv	22	1.56
AIM Premier Portfoli	25	2.05
AIM Premier Tax Exem	7	.90
AIM Premier U.S. Gov	25	1.79
AIM Short Term Invts	27	1.78
AIM Short Term Invts	9	.77
AIM Short Term Invts	15	1.91
AIM Short Term Invts	28	2.07
AIM Short Term Invts	29	1.82
AlBernExRK p	...	1.69
AllBrnExRsv I	...	1.72
AlliBernExRsvA	...	1.53
AlliBernExRsAd	...	1.53
AlliBernExRsvB	...	1.48
AlliBernExRsC	...	1.52
ABGovMMSel	32	1.82
AmC CapPr	45	1.46
AmC Prime	32	1.65
AmCentUSGv	31	1.50
AmCPrime t	32	1.37
American Century Pri	32	.90
BBH MM Inst	38	1.72
BBH MMkt	38	1.47
BLFMuniDlr	25	.60
BMOGov I p	14	1.74
BMO Gov Y	14	1.50
BMO Institutional Pr	17	1.99
BMO Institutional Pr	17	1.74
BMOPrimeI p	16	1.93
BMO Prime Y	16	1.69
BNY Mellon Governmen	48	1.47
BNYMellon M	48	1.71
BNY Mellon National	11	.38
BR TFdCsMg	29	1.28
BL FedTrDlr	45	1.54
BLFTrCsMg	39	1.25
BLFT Adm	29	1.68
BlackRock Cash Fds,	33	1.82
BLFFedFDlr	23	1.55
BLFedFdPCS p	23	1.29
BLFFedFnd	23	1.80
BRInst	22	1.98
BLFedFdSel p	23	.97
BLMunFdSel	25	.05
BLFTempFdSel	33	1.15
BlackRock Liquidity	23	1.76
BlackRock Liquidity	45	1.39
BlackRock Liquidity	23	1.40
BlackRock Liquidity	39	1.35
BlackRock Liquidity	29	1.38
BlackRock Liquidity	45	1.29
BlackRock Liquidity	23	1.30
BlackRock Liquidity	39	.92
BlackRock Liquidity	29	1.74
BlackRock Liquidity	29	.95
BLF FedTr	45	1.79
BLF TrsTr	39	1.75
BLFTrsTrDlr	39	1.50
BLFT FundDlr	29	1.53
BLFMunCsh	13	.56
BRInvest	22	1.63
BlackRock Money Mark	22	.89
BLNYMfPCS p	6	.23
BRSvc	22	1.71
BLFTempFdPCS	33	1.57
BRLiqTrsTAd	39	1.65
BLFM MuniCsh	13	.81
BLF TempFd	33	2.07
BLFTmpDlr	33	1.82
BLFTmCsDlr	30	1.80
BLFedTrAd	45	1.69
BLCAMunPC p	7	.12
BlkrkLqTmpAd	33	1.97
BRLiqTmpCR	33	1.67
BLMuAdm	25	.75
BLF TmpCsh	30	2.06
BLFT TrFund	29	1.78
BLFedAdm	23	1.70
BLMuCshMg	25	.36
BLFTmCshMg	33	1.57
CNIGovtA p	24	1.15
California Tax-Free	48	.77
CapResFd p	30	1.28
Cash Account Tr, Gov	22	1.61
Cash Account Tr, Gov	22	1.80
Cash Account Trust -	22	.97
Cash Account Trust:	34	.11
Cash Acct Tr: Govt &	22	1.74
Cash Acct Tr: Tax Ex	34	.53
Cash Acct Tr: Tax Ex	34	.89
Cash Acct Tr: Tax Ex	34	.93
CashMgtInst	22	1.67
CashResInst	22	1.74
CavanalCshAd	20	1.32
Cavanal Hill Governm	20	1.64
Cavanal Hill Governm	20	1.69
Cavanal Hill Governm	20	1.61
Cavanal Hill U.S. Tr	9	1.61
Cavanal Hill U.S. Tr	9	1.69
Cavanal Hill U.S. Tr	9	1.49
CavanalTrAdm	9	1.19
CitiznSelTreA	39	1.83
CitiznSelTreB	39	1.63
CityNaRoGv p	24	1.00
CityNRochGv	24	1.45
Columbia Government	35	1.45
Columbia Government	35	1.44
Columbia Government	35	1.52
Columbia Government	35	1.61
Columbia Government	35	1.43
ColumbiaA	35	1.43
Columbia Z	35	1.43
DWSMSerMgd	22	1.85
DWSMSerInst	22	1.85
DWS MMkt	27	1.64
DWS Variable NAV Mon	22	2.21
DavisGvtA	48	1.35
Deutsche Money Marke	27	1.44
Deutsche Money Marke	27	.67
Deutsche Money Marke	27	1.64
DryBasic	32	1.76
DryInsPfGHm	14	1.81
DryInsPfGvP	14	1.56
DryTrsAgcyC	9	1.48
DryResInst	14	1.86
Dreyfus Cash Mgmt Ad	27	2.02
Dreyfus Cash Mgmt In	27	2.12
Dreyfus Cash Mgmt In	27	1.87
Dreyfus Government S	38	1.37
Dreyfus Government S	38	1.52
Dreyfus Government S	38	1.67
Dreyfus Government S	38	1.77
Dreyfus Govt Cash Mg	23	1.81
Dreyfus Govt Cash Mg	23	1.55
Dreyfus Govt Cash Mg	23	1.70
Dreyfus Govt Cash Mg	23	1.39
Dreyfus Institutiona	39	1.89
Dreyfus Institutiona	25	2.04
Dreyfus Institutiona	45	1.49
Dreyfus Institutiona	45	1.74
Dreyfus Institutiona	9	1.77
Dreyfus Instl Prefer	25	1.98
Dreyfus Liquid Asset	31	1.71
Dreyfus Liquid Asset	31	1.34
Dreyfus Municipal Ca	15	.69
Dreyfus Municipal Ca	15	.45
Dreyfus New York Mun	11	.71
Dreyfus New York Mun	11	.46
Dreyfus Prime Money	35	1.98
Dreyfus Tax Exempt C	11	.80
Dreyfus Tax Exempt C	11	.54
Dreyfus Treasury Cas	34	1.80
Dreyfus Treasury Cas	34	1.55
Dreyfus Treasury Cas	34	1.70
Dreyfus Treasury Cas	34	1.41
Dreyfus Treasury Sec	39	1.75
Dreyfus Treasury Sec	39	1.50
Dreyfus Treasury Sec	39	1.65
Dreyfus Treasury Sec	39	1.36
Dreyfus Treasury and	12	1.80
DryfLA	31	1.41
DryInTrAgcHm	9	1.73
DryTrPmCsh I	45	1.78
DryfGenTrPrA	33	.93
EdwJones IS	29	.80
EdwJonesRS	29	.78
FIMMDom I	18	2.04
FIMMDomII	18	1.89
FIMMDomIII	18	1.79
FIMMGov I	24	1.80
FIMMGovII	24	1.65
FIMMGovIII	24	1.55
FIMM Government Port	24	1.84
FIMMMMkt I	19	2.09
FIMMMMktII	19	1.94
FIMMMMktIII	19	1.84
FIMMTrOnlyII p	40	1.63
FIMMTrOnly3	40	1.53
FIMMTrOnly I	40	1.78
FIMM Treasury Only P	40	1.82
FIMM Treasury Portfo	26	1.81
FIMMTry I	26	1.77
FIMMTryII	26	1.62
FIMMTryIII	26	1.52
FedCAMuniII	29	.45
FedCAMunCS p	29	.10
FedCAMunCap	29	.75
FedGovOblCp	25	1.65
FedGovOb IS	25	1.77
FedGovOblSv	25	1.55
FedMMEagle	28	1.81
FedNYMun WS	43	.77
FedPAMu WS	15	.58
FedPrCshObCp	32	1.93
FedPrVlObSv	3	1.84
FedPrVlOblCp	3	1.99
FedPrVluObl	3	2.09
FedPrCshOblIS	32	2.03
FdPrCshObSv	32	1.78
FedPriOb IS	31	2.09
FedPrObSvc	31	1.89
FedTrstUSTr	23	1.75
FedTrsOb IS	24	1.78
FedTreasObSv	24	1.53
FedTrsOblCp	24	1.68
FedUSTCshSv	45	1.52
FedUSTrsIns	45	1.76
FedVaMuCsCS p	12	.01
Federated Government	25	.80
Federated Government	34	1.43
Federated Government	24	1.08
Federated Government	24	.67
Federated Government	24	.68
Federated Government	24	1.08
Federated Government	25	1.11
Federated Government	25	.90
Federated Government	25	1.80
Federated Institutio	6	.76
Federated Institutio	28	1.76
Federated Institutio	28	1.91
Federated Institutio	31	2.04
Federated Institutio	28	2.01
Federated Municipal	29	.32
Federated Municipal	29	.60
Federated Municipal	29	.08
Federated Municipal	29	.22
Federated Prime Cash	32	1.10
Federated Prime Cash	32	1.24
Federated Prime Cash	32	1.35
Federated Prime Cash	32	1.53
Federated Prime Cash	32	1.72
Federated Treasury O	24	1.52
Federated Trust for	23	1.05
Federated Trust for	23	.90
FedMstr	3	1.90
FidTrAdvC t	27	.51
Fidelity California	20	.87
Fidelity California	20	.61
Fidelity Domestic Po	18	1.99
Fidelity Flex Govern	24	1.97
Fidelity Government	25	1.03
Fidelity Government	25	1.28
Fidelity Government	25	1.66
Fidelity Government	25	1.73
Fidelity Government	25	1.29
FidGovPortS	24	1.75
Fidelity Insti Money	19	2.13
Fidelity Insti Money	18	2.08
Fidelity Insti Money	18	1.54
Fidelity Insti Money	26	1.27
Fidelity Insti Money	40	1.28
Fidelity Investments	20	2.09
Fidelity Investments	20	2.00
Fidelity Investments	20	1.80
Fidelity Investments	20	1.90
Fidelity Investments	20	2.05
FidCashRes	26	1.61
FidSpGov	25	1.56
FidSpMM	19	1.85
FidSpUSTr	40	1.56
FidMMPortS	19	2.04
Fidelity Massachuset	30	.84
Fidelity Massachuset	30	.59
Fidelity Money Marke	19	1.97
Fidelity New Jersey	46	.87
Fidelity New Jersey	46	.62
Fidelity New York AM	19	.78
Fidelity New York AM	19	.53
Fidelity SAI Municip	19	.98
Fidelity Series Gove	25	1.98
Fidelity Tax-Exempt	24	.79
Fidelity Treasury Mo	27	1.54
Fidelity Treasury On	40	1.73
FidTrPortsS	26	1.72
FidTrsyCR	27	1.01
FidTryDly M	27	1.26
FstAmTrObD	17	1.33
FstAmGvObA p	21	1.20
FstAmPrObY	15	1.72
FstAmTrObA p	17	1.18
FstAmTrObY	17	1.48
First American Gover	21	1.81
First American Insti	15	2.03
First American Treas	17	1.79
First American U.S.	39	1.74
First American U.S.	39	1.34
First American U.S.	39	1.18
First American U.S.	39	1.48
FsAmGvObII	21	1.65
FstAmTrObII	17	1.63
FsAmISTrII	39	1.63
FstAmPrObZ	15	2.03
FstAmPrObl	15	1.77
FsAmPrObII	15	1.87
FstAmTrObZ	17	1.75
FstAmTreResA	17	.99
Gabelli U.S. Treasur	56	1.86
Gabelli U.S. Treasur	56	1.86
GabelliUST	56	1.86
GartmrMMPr	23	1.40
GnCAMuB	7	.05
GnTrsAgcy A	11	1.19
GnTrsAgcy R	11	1.39
GnGvSec	17	1.11
GeneralB p	26	1.22
General Government S	17	1.35
GnGovB p	17	.92
General Money Market	26	1.65
General Municipal Mo	11	.43
General Treasury Sec	33	1.18
General Treasury Sec	33	1.35
General Treasury and	11	.95
GnMMkt	26	1.47
Goldman Sachs Fds, F	33	1.67
Goldman Sachs Fds, F	33	1.74
Goldman Sachs Financ	35	2.04
Goldman Sachs Financ	35	1.64
Goldman Sachs Financ	35	1.89
Goldman Sachs Financ	36	1.71
Goldman Sachs Financ	36	1.31
Goldman Sachs Financ	36	1.56
Goldman Sachs Financ	31	1.68
Goldman Sachs Financ	31	1.28
Goldman Sachs Financ	31	1.53
Goldman Sachs Financ	33	2.05
Goldman Sachs Financ	33	1.65
Goldman Sachs Financ	33	1.90
Goldman Sachs Financ	39	1.52
Goldman Sachs Financ	39	1.27
Goldman Sachs Financ	39	1.67
Goldman Sachs Financ	33	1.27
Goldman Sachs Financ	33	1.52
Goldman Sachs Financ	36	1.78
Goldman Sachs Financ	39	1.74
Goldman Sachs Financ	31	1.75
Goldman Sachs Financ	35	2.11
Goldman Sachs Financ	33	2.12
Goldman Sachs Financ	33	2.00
Goldman Sachs Financ	35	2.00
Goldman Sachs Financ	31	1.63
Goldman Sachs Financ	39	1.62
Goldman Sachs Financ	36	1.66
Goldman Sachs Financ	33	1.62
Goldman Sachs Financ	39	1.12
Goldman Sachs Financ	39	.97
Goldman Sachs Financ	39	1.42
Goldman Sachs Financ	33	1.12
Goldman Sachs Financ	33	.97
Goldman Sachs Financ	33	1.42
Goldman Sachs Financ	31	1.13
Goldman Sachs Financ	31	.98
Goldman Sachs Financ	31	1.43
Goldman Sachs Financ	35	1.80
Goldman Sachs Financ	36	1.16
Goldman Sachs Financ	36	1.01
Goldman Sachs Financ	36	1.46
Goldman Sachs Financ	33	1.51
Goldman Sachs Financ	33	1.36
Goldman Sachs Financ	33	1.81
Goldman Sachs Financ	35	1.35
Goldman Sachs Financ	35	1.50
Goldman Sachs Financ	36	.81
Goldman Sachs Financ	36	1.56
Goldman Sachs Financ	36	1.81
Goldman Sachs Financ	38	1.29
Goldman Sachs Financ	38	1.75
Goldman Sachs Financ	38	1.43
Goldman Sachs Financ	38	1.69
Goldman Sachs Financ	38	.98
Goldman Sachs Financ	38	1.63
Goldman Sachs Financ	38	1.54
Goldman Sachs Financ	38	1.79
Goldman Sachs Invest	34	1.55
Goldman Sachs Invest	34	1.40
Goldman Sachs Invest	34	1.25
Goldman Sachs Invest	12	.01
Goldman Sachs Invest	12	.53
Goldman Sachs Invest	34	1.80
Goldman Sachs Invest	34	2.05
Goldman Sachs Invest	34	1.05
Goldman Sachs Invest	34	1.80
GovTxMgSvc	34	1.50
GovObTR	25	1.28
GovTxMgIS	34	1.75
Government Fund Clas	31	1.66
Government Obligatio	21	1.83
Government Obligatio	21	1.80
GovResFd P	24	.93
HSBC U.S. Government	27	1.70
HSBC U.S. Government	27	1.81
HSBC U.S. Government	27	1.75
HSBC U.S. Government	27	1.77
HSBC U.S. Treasury M	27	1.66
HSBC U.S. Treasury M	27	1.41
HSBC U.S. Treasury M	27	1.77
HSBC U.S. Treasury M	27	1.73
HSBC U.S. Treasury M	27	1.75
HSBCUSGov A	27	1.30
HSBCUSGov D	27	1.45
Harbor Money Market	40	1.51
Harbor	40	1.63
HeritAdm	18	1.86
HeritInst	18	1.99
HewittMM p	33	1.29
ING MM A	19	1.54
ING MM I	19	1.54
Invesco Government M	22	1.76
InvescoA5	22	1.41
InvescoC5 p	22	.66
Invesco Tax Exempt C	9	.09
Invesco Tax-Exempt C	9	.11
Investor Cash Tr, Tr	34	1.63
Investor Tax-Exempt	12	.68
Investor Tax-Exempt	12	.28
Investor Tax-Exempt	12	.53
Investor Tax-Exempt	12	.75
Investor Tax-Exempt	12	.63
Investor Tax-Exempt	12	.13
Investor Tax-Exempt	12	.01
Investor Tax-Exempt	12	.43
InvCshTrTrs	34	1.77
Investors Cash Tr, T	34	1.24
Investors Cash Trust	34	1.80
Ivy Cash Management	24	.43
Ivy Cash Management	24	.49
Ivy Cash Management	24	1.35
Ivy Government Money	11	1.31
Ivy Government Money	11	1.55
IvyMonyyC t	11	.43
IvyMnyA	11	1.28
IvyMM B	11	.35
JPMGvMMAg	28	1.71
JPMLqAsR	26	1.50
JPMGvPrem	28	1.52
JPMGvCap	28	1.79
JPMTrPlInv	14	1.44
JPMTrPlRs	14	1.25
JPMorg100 Agcy	38	1.67
JPM100 SecP	38	1.48
JPM100 TrInst	38	1.72
JPMorgan100	38	1.34
JPMLqAstP	26	1.75
JPMorganFed	32	1.36
JPMorFedAgcy	32	1.69
JPMorgFedPr	32	1.50
JPMLqAstAg	26	1.94
JPMLqAstC p	26	1.23
JPMLqAstMrg	26	1.61
JPMLqAstInst	26	1.99
JPMMunInst	6	.74
JPMMuMorg	6	.36
JPMNYMuR p	6	.22
JPMorgPrm	18	1.69
JPMorgPrAgcy	18	1.95
JPMorgPrmPr	18	1.76
JPMTreasC t	14	.98
JPMTrsPlusP	14	1.50
JPMTrsPlsMrg	14	1.36
JPMTrsPlsInst	14	1.74
JPMTrsPlsAg	14	1.69
JPMTrsSecR p	38	1.23
JPMUSGvInst	28	1.76
JPMUSGvtR p	28	1.27
JPMUSGvtMrg	28	1.38
JPMLqAsInv	26	1.69
JPMorgan 100% US Tre	38	1.75
JPMorgan California	7	.41
JPMorgan California	7	.01
JPMorgan California	7	.16
JPMFedInst	32	1.74
JPMorgan Institution	9	.74
JPMorgan Institution	9	.79
JPMorgan Institution	9	.77
JPMorgan Institution	9	.69
JPMorgan Liquid Asse	26	2.02
JPMorgan Municipal M	6	.25
JPMorgan Municipal M	6	.69
JPMorgan Municipal M	6	.01
JPMorgan New York Mu	6	.47
JPMorgan New York Mu	6	.01
JPMorgan New York Mu	6	.22
JPMPrInst	18	2.00
JPMPrRsv	18	1.51
JPMorgan Prime Money	18	2.05
JPMorgan Prime Money	18	2.03
JPMorgan Prime Money	18	1.24
JPMorgan U. S. Treas	14	1.80
JPMorgan U.S. Govern	28	1.27
JPMorgan U.S. Govern	28	.97
JPMorgan U.S. Govern	28	.92
JPMorgan U.S. Govern	28	1.66
JPMorgan U.S. Treasu	14	1.77
JPMorgan US Governme	28	1.47
Liquid Assets Portfo	28	1.20
Liquid Assets Portfo	28	1.87
Liquid Assets Portfo	28	1.52
Liquid Assets Portfo	28	1.99
MainStay A	22	1.46
MainStay B	22	1.23
MainStay Money Marke	22	1.23
MainStay Money Marke	22	1.23
ManagersMM	28	1.81
Maryland Tax-Free Mo	23	.72
Maryland Tax-Free Mo	23	.58
Meeder Institutional	29	2.01
MeederRetl	28	1.69
ML CMAMn	26	1.40
ML CMATr	35	1.35
MilestnTOInst	39	1.73
MilestnTOInv	39	1.49
MHLIRSel	23	2.03
MMktGS2	35	1.81
MMktGS4	35	1.56
MMktProFdInv	22	.97
MMktProFdSvc	22	.17
Mutual America Insti	23	1.77
Nationwide Governmen	23	1.19
NatnwdMMInst	23	1.45
New York Tax-Free Mo	21	.68
NorthInstGovSel	40	1.74
Northern	46	1.92
NorthernGvSl	45	1.59
NorthInstGovt	41	1.70
NorthInstPrObSv	34	2.06
NthnInstPrObSh	34	2.06
Northern Institution	5	.66
Northern Institution	41	1.70

Continued on next page

Continued from **previous page**

Money Market Funds

Fund	Avg Maturity	Avg Yield
Northern Institution	40	1.74
Northern Institution	40	1.74
NorthInstTreas	44	1.76
NorthernUSGv	45	1.61
OppCshResN t	38	1.35
OppenhCshB p	39	1.21
OppenhCshC p	38	1.34
OppCshRes	38	1.34
Oppenheimer Governme	37	1.37
Oppenheimer Institut	36	1.85
Oppenheimer Institut	36	1.79
Oppenheimer Institut	36	1.78
OppMMFd A	37	1.37
PIMCO Government Mon	4	1.64
PIMCO Government Mon	4	1.64
PIMCO Government Mon	4	1.70
PIMCO Government Mon	4	1.79
PIMCO Government Mon	4	1.80
PIMCO Government Mon	4	1.80
PNC Government Money	34	1.67
PNC Gov A	34	1.60
PNC Gov I	34	1.75
PNC TrA p	37	1.54
PNC Tr I	37	1.70
PNC Treasury Plus Mo	24	1.65
PNC Treasury Plus Mo	24	1.55
PW PACE P	19	1.34
PhoenixMM A	19	.01
Pioneer U.S. Governm	...	1.36
Pioneer U.S. Governm	...	.82
PionrCs	...	1.21
PremGvtMP	25	1.79
PremierPort	25	2.05
Premier Portfolio Pe	25	1.51
Premier Portfolio Pr	25	1.75
Premier Portfolio Re	25	1.89
Premier Portfolio Re	25	1.18
PrimeObTR	31	1.59
PruMMartD	34	1.41
PruMMrtZ	34	1.58
Prudential Governmen	34	1.41
Prudential Governmen	34	1.45
Prudential Governmen	34	1.48
PruInstMM A	26	2.02
Putnam Government Mo	10	.01
Putnam Government Mo	10	.01
Putnam Government Mo	10	.01
Putnam Government Mo	10	.01
Putnam Government Mo	10	.01
Putnam Government Mo	10	.01
Putnam Government Mo	10	.01
Putnam Government Mo	10	.01
Putnm MMA	19	1.68
Putnam Money Market	19	.01
Putnam Money Market	19	.01
Putnam Money Market	19	.01
PutnmMMC t	19	.01
RBCGvRBCI1	22	1.77
Retail Prime Obligat	16	2.10

Fund	Avg Maturity	Avg Yield
Retail Prime Obligat	16	1.94
Retail Prime Obligat	16	2.04
Retail Prime Obligat	16	1.79
Retail Prime Obligat	16	1.84
Retail Prime Obligat	16	1.49
Rydex U.S. Governmen	37	.91
SEI DITGovA	31	1.66
SEI DITGvIIA	43	1.75
SEI DITTrsA	32	1.64
SEI DITTrIIA	37	1.72
STI CshRes	35	1.60
STIC Prime Portfolio	15	1.76
STIC Prime Portfolio	15	1.04
STIC Prime Portfolio	15	1.37
STIC Prime Portfolio	15	1.83
STIT Liquid Assets	28	1.77
STIT STIC Prime Por	15	1.61
STIT Government & Ag	29	1.79
STIT Government & Ag	29	1.52
STIT Liquid Assets P	28	2.04
STIT STIC Prime Port	15	1.88
STIT Tax-Free Cash R	9	.52
STIT Tax-Free Cash R	9	.74
STIT Treasury Obliga	41	1.78
STIT Treasury Obliga	41	1.75
STIT Treasury Obliga	41	1.53
STIT Treasury Portfo	27	1.48
STIT Treasury Portfo	27	1.75
Saratoga Advantage T	1	.01
Saratoga U.S.Governm	1	.01
SaratgUSGvI	1	.01
SchwbACR-Pr	19	1.54
SchwbACR	19	1.48
SchwbCshRes	17	1.48
Schwab Government Mo	2	1.56
SchwbInv	28	1.85
SchwbRetAdv	26	1.84
Schwab Retirement Go	27	1.76
Schwab Treasury Obli	3	1.55
Schwab U.S. Treasury	8	1.48
SchbValAdv	31	1.88
SchwValAdUlt	31	2.03
SchbMM	1	1.29
Schb UST	8	1.28
SentinelGov A	3	1.30
StFrmMMLgA	31	1.56
State Farm Money Mar	31	1.39
State Farm Money Mar	31	1.39
State Farm Money Mar	31	1.39
State Farm Money Mar	31	1.46
State Farm Money Mar	31	1.46
State Farm Money Mar	31	1.46
State Farm Money Mar	31	1.46
StStInstLRS	22	2.09
State Street Insti L	17	1.35
State Street Insti T	24	1.46
State Street Insti T	24	1.81
State Street Insti T	29	1.77
State Street Insti U	22	1.82

Fund	Avg Maturity	Avg Yield
State Street Insti U	22	1.47
State Street Institu	22	1.86
State Street Institu	22	1.79
State Street Institu	24	1.73
State Street Institu	29	1.69
State Street Institu	22	1.74
State Street Institu	22	1.57
State Street Institu	29	1.42
State Street Institu	22	1.84
State Street Institu	24	1.75
State Street Institu	22	2.04
State Street Institu	22	2.01
State Street Institu	22	1.84
State Street Treasur	24	1.85
SunAmMMA	31	.01
T. Rowe Price Govern	40	1.69
T. Rowe Price Instit	47	1.91
T. Rowe Price Tax-Ex	48	.86
TDAM California Muni	15	.12
TDAM Insti U.S. Gov	33	1.44
TDAM Insti U.S. Gove	33	1.69
TDAM Institutional T	25	.86
TDAM Institutional T	25	1.40
TDAM Institutional U	33	1.04
TDAMMMInv	34	1.46
TDAMMMkPr	34	1.45
TDAM Money Market Po	34	1.56
TDAM Money Market Po	34	1.36
TDAM Municipal Portf	21	.28
TDAM New York Munici	8	.10
TDAM U.S. Government	36	1.07
TDAMUSGv	36	1.17
TIAA-CREF Inst	44	.02
TIAA-CREF Money Mark	44	.02
TIAA-CREF Money Mark	44	.02
TIAACREF Ret	44	.01
TIAA-CREF Ret	44	.02
TRowSumCR	48	1.75
TRowPRF	40	1.55
TRowUST	43	1.53
Thriv MM Inst	29	1.56
Thriv MMk A	29	1.41
TreasObTR	24	1.28
Treasury Obligations	17	1.80
Treasury Portfolio P	44	1.71
U.S. Government Mone	31	.76
U.S. Government Mone	31	1.25
U.S. Government Mone	31	1.95
U.S. Treasury Money	43	1.66
UBS Prime Investor F	18	1.67
UBS Prime Preferred	18	1.98
UBS Prime Reserves F	18	1.94
UBS RMA Government M	22	1.46
UBS Select Governmen	22	1.81
UBS Select Governmen	22	1.50
UBS Select Governmen	22	1.77
UBS Select Governmen	22	1.75
UBS Select Prime Inv	23	1.73
UBS Select Prime Pre	23	2.07

Fund	Avg Maturity	Avg Yield
UBS Select Treasury	19	1.73
UBS Select Treasury	19	1.75
UBS Select Treasury	19	1.48
UBS Select Treasury	19	1.79
UBS Tax-Free Institu	10	.68
UBS Tax-Free Investo	10	.41
UBS Tax-Free Preferr	10	.72
US Government Money	22	.95
US Government Money	22	1.67
USAA Mutl	27	1.66
USAA Treas	42	1.58
VALIC MMktI	31	.01
VALIC MMkII	33	.01
VangAdmTry	50	1.86
VangFdl	44	1.85
VangPr	46	2.06
VangPrInst	46	2.12
Voya Government Mone	19	1.94
Voya Government Mone	19	1.54
Voya Government Mone	19	.54
Voya Government Mone	19	1.54
Voya Liquid Assets P	20	1.40
Voya Liquid Assets P	20	1.65
Voya Liquid Assets P	20	1.25
Voya Money Market Po	20	1.60
Voya Money Market Po	20	1.46
WA Select Tax Free R	16	.70
WF 100% Treasury Mon	33	1.73
WF Government Money	23	1.83
Wells Fargo 100% Tre	33	1.63
WellsFargo A	17	1.60
WFCashInvAd	19	1.90
WFCashInst	19	2.03
Wells Fargo Cash Inv	19	2.10
Wells Fargo Fd, Trea	22	1.60
WFGovAdm	23	1.63
WFGvtMMA	23	1.37
Wells Fargo Heritage	18	2.06
Wells Fargo Heritage	18	1.76
WellsFargoI 100	33	1.43
WellsFargoInsCsh	19	1.73
WellsFargoInsGv	23	1.47
Wells Fargo Money Ma	17	1.99
Wells Fargo Money Ma	17	1.69
Wells Fargo Municipa	6	.75
WellsF100TrA	33	1.33
WellsFargo TrsyS	22	1.50
WellsFargoTrsyA	22	1.35
WellsFargo TrsyI	22	1.75
WFGvMMInst	23	1.77
Western Asset Govern	27	1.46
Western Asset Govern	27	.96
WA GvtRsvA	27	1.35
WAInstGvInst	27	1.80
Western Asset Insti	49	1.69
Western Asset Insti	51	2.02
Western Asset Instit	27	1.75
Western Asset Instit	27	1.75
Western Asset NY Tax	12	.29

Fund	Avg Maturity	Avg Yield
Western Asset Prime	33	1.69
Western Asset Tax Fr	13	.39
Western Asset Tax Fr	16	.31
Western Asset US Tre	49	.94
WstnUSTrN	49	1.34
WstnInstLqRsI	51	2.07
WstnPrmLiq	51	1.78
WstnInstUSTR	49	1.75
WstnPrmUSTR	49	1.49
Wilm GovSel	28	1.57
Wilm TrAdm	27	1.32
Wilm TrSvc	27	1.17
Wilm TrSvc	27	1.57
Wilm GovAdm	28	1.32
Wilmington U.S. Gove	28	1.17
WilmUSGov	28	1.67

Tax Exempt

Fund	Avg Maturity	Avg Yield
AIMTx	9	.04
AmC CATF	9	.52
AmC TF	7	.52
BMO TaxF I p	9	.81
BMO TaxF Y	9	.54
BNYMelNMuM	11	.63
BLMunFdPCS p	25	.37
BRLM Muni	25	.85
BRF NYMuni	6	.71
BRFCAMuni	7	.60
CashActTxEMgd	34	.75
FIMMTxExII	22	.78
FIMMTxEx3	22	.68
FIMMTxExI	22	.93
FedCAMuniSv	29	.60
FedCAMu WS	29	.85
FedGAMuCsh	15	.49
FedMAMuCS p	34	.11
FedMAMuniSv	34	.52
FedMuObl A	29	.89
FedMuOblCap	29	.80
FedMunOblSv	29	.64
FedNYMuCSv	43	.55
FedNYMuCS p	43	.07
FedNYMuCsII	43	.32
FedPAMuniCS	15	.03
FedPAMuCsSv	15	.38
FedTaxFObWS	30	.83
FedTxFrObSv	30	.58
FedMuniSvc	12	.35
FedTxF c	6	.81
FidCA	15	.56
FidCT	33	.62
FidMA	27	.59
FidMI	31	.48
FidMuMM	32	.76
FidNJ	49	.64
FidNY	21	.55
FidOH	41	.64
FidPA	12	.54
FidSpCA	20	.77
FidSpMA	30	.74

Fund	Avg Maturity	Avg Yield
FidSpNJ	46	.78
FidSpNY	19	.69
FidTEDly M	24	.42
FidAZ	13	.53
Fid TECR	24	.17
FidTxEx MM	24	.67
FidTaxExPortS	22	.88
FinSq TEF	12	.78
FstAmTFA	14	.27
FstAmTxFY	14	.57
FsAmTxFObII	14	.72
FstAmTFObZ	14	.82
GenNJMun	14	.31
GenNYMuB	9	.24
GnMuB p	11	.01
GnNYMuB p	9	.01
GnCalMu	7	.24
JPMMuMMP	6	.50
JPMorganCA	7	.27
JPMorganNY	6	.33
JPMorganTF	9	.34
JPMorg TFPr	9	.48
JPMTxFrR p	9	.23
JPMorgTFAgcy	9	.67
JPMTxFrInst	9	.72
NYTxFrMMI	22	2.03
NortnInstMuni	5	.66
NorthernMun	10	.54
PremierTxEx	7	.90
SchwAMTTxF	21	.52
SchwNYMuVA	21	.68
SchwNYMuSw	21	.43
SchwTxFValAd	21	.74
ShwbTE	17	.64
SchwabTxEx	17	.74
Schwb CA	14	.53
ScudTECshInst	34	.95
TDAMCAMu	15	.22
TDAMMuni	21	.38
TDAMNYMu	8	.20
TRowSumMu	50	.77
TRowCA c	48	.55
TRowNY c	21	.46
TRowTE c	48	.76
USAATxEx	27	.55
VangNJ	55	.93
VangCA	28	.87
VangPA	24	.81
VangNY	27	.87
VangTxEx	25	.93
WFAMuCshM	6	.85
WFA MuCsMSv	6	.60
WFNatInstMM	6	.88
WFNtTFMMSv	6	.63
WellsFargoNat	6	.78
WellsF NTFA	6	.48
WstnFTxR N	16	.16
WstnInstTxFR	16	.75
WstnNYTxR N	12	.14

Toronto stocks

Name	Vol	High	Low	Last	Chg
ARCResources	166553	15.58	14.96	15.37	+.30
AdvOil Gas	182175	4.60	4.21	4.59	+.38
Aimia Inc	63854	2.61	2.42	2.50	-.09
AirCdaV VV	89363	22.50	22.02	22.09	+.05
AlarisRoyalty	70451	17.31	16.38	17.07	+.86
AlgonquinPwr	93624	12.97	12.85	12.87	-.03
AlimntatnBSV	59793	60.94	59.65	59.98	-.33
AltaGasLtd	94306	27.32	27.01	27.08	-.27
AphriaInc J	356651	11.27	10.45	10.68	-.42
ArtisREITUn	53284	13.02	12.68	12.70	-.21
AthabascaOil	181185	1.83	1.78	1.81	+.01
AuroraCannabi	1342449	7.70	7.10	7.11	-.59
B2GoldCorpo	73023	3.35	3.32	3.32	-.01
BCE Inc	101904	55.56	55.18	55.21	-.08
BarrickGold	148198	15.74	15.56	15.60	+.06
BaytexEnergy	339339	4.38	4.28	4.29	+.05
BeloSunMngo	158670	.26	.24	.24	-.01
BengalEngyo	62503	.10	.09	.10	-.02
BirchcliffEng	126680	5.10	4.99	5.01	...
Bk NS	142131	76.69	76.15	76.42	+.31
BkMontreal	102474	104.68	103.85	103.91	-.20
BlackberryLtd	125179	13.81	13.43	13.45	-.22
BombardirBSV	613800	4.91	4.75	4.80	+.02
BrookfldALV	100995	55.80	55.17	55.32	-.07
CIBC	102036	117.16	116.50	116.76	+.25
CamecoCorp	69931	14.63	14.19	14.29	-.17
CanopyGrowth	443933	34.52	32.09	33.14	-.62
CdnEgySrvTc	76403	4.73	4.61	4.62	-.04
CdnNatRail	94356	114.08	111.22	112.00	-.61
CdnNatRes	139432	47.06	46.16	46.45	+.32
CenovusEngy	266344	13.62	13.36	13.45	+.05
CenterraGld	65778	6.00	5.91	5.94	-.04
ChoiceREITUn	61451	12.70	12.32	12.33	-.32
CorusEntBo	69839	4.15	4.03	4.04	-.10

Name	Vol	High	Low	Last	Chg
CrescentPnt	167220	9.66	9.44	9.53	+.09
DHXMediaLtd	103169	2.63	2.40	2.51	+.09
DenisonMines	66635	.62	.59	.59	-.01
DetourGoldo	94473	13.22	12.91	13.09	+.10
DollaramaInc	101648	50.09	48.62	48.70	-.99
ECNCapitalCo	58912	3.68	3.61	3.62	...
EldoradoGld	165234	1.52	1.48	1.49	...
ElementFin	101594	6.45	6.00	6.02	-.29
EmeraInc	53915	42.58	42.17	42.37	+.13
EnCanaCorp	153034	17.20	16.85	17.01	+.19
EnbridgeInc	200778	45.95	45.51	45.77	+.22
EnerplusCorp	83094	17.50	16.97	17.32	+.34
FirstCapRlty	56939	20.09	19.86	19.86	-.19
FirstMiningF	58733	.45	.42	.45	+.03
FirstQntumo	356583	19.19	18.49	18.88	+1.03
Fortis Inc	93805	42.79	42.26	42.41	+.01
FreeholdRoyal	55268	12.23	12.08	12.17	...
FrstMajSvro	76257	8.68	8.50	8.61	+.20
GildanActive	182276	35.87	34.60	34.75	-2.36
GoldcorpInc	130914	17.54	17.34	17.52	+.15
GranTierrao	58843	4.45	4.36	4.39	-.02
GreenOrganicD	56540	6.09	5.69	5.69	-.34
GtWstLifeco	68942	32.49	32.12	32.39	+.37
GuyanaGldo	60599	4.16	4.01	4.08	-.07
H RRealUn	97749	20.01	19.75	19.84	+.13
HorzonNtho	75149	2.67	2.61	2.66	+.05
HrznCrdOilBl	148266	11.00	10.65	10.83	+.21
HrznCrdOilBr	205870	4.83	4.66	4.74	-.09
HrznNtGsBul	115599	3.51	3.45	3.50	+.07
HudBayMnrls	388271	7.15	6.83	6.95	+.16
HuskyEngy	79405	21.06	20.62	20.81	+.19
HydroOneLimi	72879	19.22	19.11	19.18	-.02
ISharesS P60	167433	24.70	24.52	24.53	-.02
IamgoldCorp	63960	7.60	7.49	7.54	+.03

Name	Vol	High	Low	Last	Chg
ImperialOil	71935	42.98	42.43	42.73	+.28
InterPipeline	114185	24.47	24.21	24.36	+.16
InterforCorp	57157	22.32	21.83	21.93	-.39
IvanhoeAo	76394	2.61	2.50	2.51	-.02
KatangaMng	52849	.94	.90	.90	...
KeltExplo	88561	9.82	9.57	9.75	+.20
KinrossGold	154729	4.85	4.80	4.83	+.05
KlondexMineo	196230	3.09	3.00	3.07	+.04
LargoResourcs	1164090	2.68	1.72	1.98	+.27
LundinMng	283116	7.45	7.30	7.39	+.37
MEGEnergy	190147	9.03	8.66	8.83	+.19
MagnaInt l	82296	78.58	76.91	76.98	-.24
ManulifeFin	237016	24.30	23.90	24.03	+.13
MedReleafCorp	122654	26.74	25.00	25.10	-1.40
Metro Inc	51800	44.25	42.79	43.12	-1.08
NatBkCan	108102	63.77	63.35	63.46	+.06
NemaskaLithiu	467661	.83	.80	.80	-.02
NeovascInc	102708	.05	.04	.04	...
NevsunReso	311678	4.80	4.69	4.78	+.09
New Gold	197068	2.43	2.31	2.31	-.05
NorbordInc	76634	48.98	47.58	47.82	-.43
NorthlandPowe	58116	24.75	24.30	24.32	-.16
NutrienLtd	68776	69.65	68.42	68.99	+.66
OceanaGoldCrp	162435	3.90	3.77	3.88	+.01
OsiskoMining	86181	2.13	2.03	2.09	+.05
PaintedPonyE	84097	2.78	2.69	2.78	+.05
ParexReso	173253	22.16	21.06	21.36	-.63
ParklandFuel	55688	35.53	34.50	34.78	+.03
PembinaPipe	84392	46.33	45.89	46.23	+.08
Peregrineo	85727	.23	.23	.23	...
PeytoExpl	55145	10.66	10.48	10.65	+.18
PotashRidgeJ	136524	.07	.06	.07	+.01
PowerCorpSV	65337	29.81	29.55	29.74	+.20
PrairieSkyRyl	176900	25.18	23.71	24.00	-1.74

Name	Vol	High	Low	Last	Chg
PrecisionDrl	93950	4.64	4.50	4.52	-.05
QuaterhillInc	79101	1.38	1.35	1.38	...
RagingRiver	157874	5.87	5.71	5.76	+.04
RedEagleMini	91650	.18	.18	.18	...
RioCanRlUn	140827	24.92	24.59	24.60	-.14
RogersCommB	58200	66.03	65.43	65.50	-.29
RoyalBank	179560	102.46	101.94	102.03	+.23
RoyalNickelo	95804	.10	.09	.10	-.01
SaputoInc	148387	44.92	43.16	43.22	-1.56
SevenGenClA	87042	15.58	15.02	15.22	+.05
ShawCommBNV	65378	26.87	26.46	26.46	-.29
SunLifeFin	89685	53.55	53.23	53.25	-.12
SuncorEngy	266357	54.83	53.43	53.53	-.35
T D Bank	256586	76.65	76.10	76.13	+.03
TORCOil Gas	62529	7.88	7.75	7.87	+.13
TeckResLimit	139645	33.90	32.58	32.69	+.50
Telus Corp	52765	47.65	47.34	47.35	-.21
TheHydropothe	108279	4.50	4.24	4.29	-.17
TheStarsGrou	53599	49.95	48.78	48.91	-.32
TitanMiningC	94304	1.34	1.26	1.34	+.05
TorexGoldo	131552	10.46	8.97	9.88	-1.04
TouchstoneExp	52054	.32	.30	.32	+.02
TransAltaCorp	111129	7.04	6.96	6.98	-.03
TransCdaCorp	153537	58.58	57.81	58.25	-.09
TrevaliMngo	222584	.86	.81	.85	+.03
TricanWell	224955	2.90	2.79	2.80	-.06
TurquoiseHill	51357	3.77	3.66	3.71	+.09
WestFraser	77091	84.18	81.80	82.88	+.90
WesternForst	62618	2.56	2.48	2.52	...
WheatonPrecio	53110	28.01	27.73	27.92	+.22
WhitecapReso	131575	9.01	8.80	8.80	-.05
YamanaGld	144954	3.73	3.64	3.64	-.04
eCobaltSoluti	103303	.91	.77	.77	-.14

Treasury bonds

Rate	Date	Bid	Ask	Chg	Yld
U.S. Treasury Bonds and Notes					
1.00	Aug 18 p	99.30	99.31		1.82
4.00	Aug 18 p	100.03	100.04	-0.01	1.88
.75	Aug 18 p	99.28	99.29		1.93
1.50	Aug 18 p	99.30	99.31		1.93
1.38	Sep 18 p	99.28	99.29		1.98
.88	Oct 18 p	99.24	99.25		1.97
.75	Oct 18 p	99.21	99.22	+0.01	2.03
1.25	Oct 18 p	99.25	99.26		2.02
1.75	Oct 18 p	99.29	99.30		2.03
1.25	Nov 18 p	99.24	99.25		2.04
3.75	Nov 18 p	100.16	100.17		2.06
1.25	Nov 18 p	99.22	99.23		2.08
1.38	Nov 18 p	99.23	99.24		2.10
1.25	Dec 18 p	99.21	99.22		2.11
1.38	Dec 18 p	99.21	99.22		2.16
1.50	Dec 18 p	99.22	99.23		2.16
1.13	Jan 19 p	99.16	99.17		2.15
2.13	Jan 19 f	100.09	100.10		1.46
1.25	Jan 19 p	99.16	99.17		2.21
1.50	Jan 19 p	99.20	99.21		2.19
.75	Feb 19 p	99.05	99.06		2.23
2.75	Feb 19 p	100.08	100.09	-0.01	2.24
8.88	Feb 19 k	103.21	103.22		2.23
1.38	Feb 19 p	99.15	99.16		2.25
1.50	Feb 19 p	99.17	99.18		2.25
1.00	Mar 19 p	99.06	99.07		2.26
1.50	Mar 19 p	99.14	99.15		2.30
1.63	Mar 19 p	99.17	99.18		2.29
.13	Apr 19 f	99.02	99.03		1.42
.88	Apr 19 p	98.31	99.00		2.31
1.63	Apr 19 p	99.14	99.15		2.33
.88	May 19 p	98.26	98.27		2.34
3.13	May 19 p	100.19	100.20		2.35
1.13	May 19 p	98.30	98.31		2.36
1.50	May 19 p	99.09	99.10	+0.01	2.36
1.00	Jun 19 p	98.22	98.23		2.40
1.63	Jun 19 p	99.09	99.10		2.38
1.88	Jul 19 f	101.06	101.07		.63
.88	Jul 19 p	98.14	98.15		2.42
1.63	Jul 19 p	99.06	99.07		2.42
3.63	Aug 19 p	101.07	101.08		2.44
8.13	Aug 19 k	105.28	105.29	-0.01	2.46
1.00	Aug 19 p	98.13	98.14		2.45
1.63	Aug 19 p	99.03	99.04		2.45
1.00	Sep 19 p	98.09	98.10		2.46
1.75	Sep 19 p	99.05	99.06		2.47
1.25	Oct 19 p	98.14	98.15		2.49
1.50	Oct 19 p	98.24	98.25		2.50
3.38	Nov 19 p	101.03	101.04		2.50
1.00	Nov 19 p	97.31	98.00		2.52
1.50	Nov 19 p	98.20	98.21		2.52
1.13	Dec 19 p	98.00	98.01		2.54
1.63	Dec 19 p	98.23	98.24		2.53
1.38	Jan 20 f	100.20	100.21		.94
1.25	Jan 20 p	98.02	98.03		2.55
1.38	Jan 20 p	98.08	98.09		2.54
3.63	Feb 20 p	101.19	101.20		2.57

Rate	Date	Bid	Ask	Chg	Yld
8.50	Feb 20 k	109.00	109.01	-0.01	2.55
1.38	Feb 20 p	98.04	98.05		2.57
1.25	Feb 20 p	97.30	97.31		2.57
1.13	Mar 20 p	97.19	97.20		2.58
1.38	Mar 20 p	98.00	98.01		2.58
.13	Apr 20 f	98.14	98.15		1.03
1.13	Apr 20 p	97.16	97.17	+0.01	2.58
1.38	Apr 20 p	97.29	97.30		2.59
1.50	May 20 p	98.00	98.01		2.63
3.50	May 20 p	101.16	101.17		2.64
8.75	May 20 k	110.28	110.29	-0.01	2.54
1.38	May 20 p	97.23	97.24		2.64
1.50	May 20 p	97.30	97.31		2.64
2.50	May 20 p	99.24	99.25		2.64
1.50	Jun 20 p	97.29	97.30		2.64
1.63	Jun 20 p	98.03	98.04		2.64
1.88	Jun 20 p	98.18	98.19		2.64
2.50	Jun 20 p	99.23	99.24	-0.01	2.64
1.25	Jul 20 f	101.03	101.04		.69
1.50	Jul 20 p	97.25	97.26	-0.01	2.65
1.63	Jul 20 p	97.31	98.00		2.66
2.00	Jul 20 p	98.23	98.24		2.65
1.50	Aug 20 p	97.22	97.23		2.65
2.63	Aug 20 p	99.30	99.31		2.66
8.75	Aug 20 k	112.04	112.05	-0.01	2.65
1.38	Aug 20 p	97.12	97.13		2.66
2.13	Aug 20 p	98.28	98.29	-0.01	2.67
1.38	Sep 20 p	97.10	97.11		2.66
1.38	Sep 20 p	97.09	97.10	+0.01	2.67
2.00	Sep 20 p	98.18	98.19	-0.01	2.68
1.63	Oct 20 p	97.23	97.24		2.69
1.38	Oct 20 p	97.04	97.05		2.69
1.75	Oct 20 p	97.30	97.31		2.69
1.75	Nov 20 p	97.28	97.29	-0.01	2.70
2.63	Nov 20 p	99.26	99.27	-0.01	2.70
1.63	Nov 20 p	97.18	97.19		2.70
2.00	Nov 20 p	98.13	98.14		2.70
1.88	Dec 20 p	98.03	98.04	-0.01	2.69
1.75	Dec 20 p	97.25	97.26		2.70
2.38	Dec 20 p	99.07	99.08	-0.01	2.70
2.00	Jan 21 p	98.10	98.11		2.71
1.13	Jan 21 f	100.20	100.21	-0.01	.86
1.38	Jan 21 p	96.24	96.25	-0.01	2.71
2.13	Jan 21 p	98.18	98.19	-0.01	2.71
2.25	Feb 21 p	98.27	98.28	-0.01	2.71
3.63	Feb 21 p	102.07	102.08	-0.01	2.72
7.88	Feb 21 k	112.24	112.25		2.68
1.38	Feb 21 p	96.01	96.02		2.71
2.00	Feb 21 p	98.07	98.08		2.71
2.38	Mar 21 p	99.04	99.05		2.72
1.25	Mar 21 p	96.07	96.08		2.72
2.25	Mar 21 p	98.25	98.26	-0.01	2.72
.13	Apr 21 f	97.27	97.28	-0.01	.92
2.38	Apr 21 p	99.02	99.03	-0.01	2.73
1.38	Apr 21 p	96.13	96.14	-0.01	2.72
2.25	Apr 21 p	98.23	98.24	-0.01	2.72
2.63	May 21 p	99.22	99.23	-0.01	2.73
3.13	May 21 p	101.02	101.03		2.73

Rate	Date	Bid	Ask	Chg	Yld
8.13	May 21 k	114.17	114.18		2.71
2.00	May 21 p	98.00	98.01	-0.01	2.73
2.63	Jun 21 p	99.22	99.23	-0.01	2.73
1.13	Jun 21 p	95.15	95.16	-0.01	2.74
2.13	Jun 21 p	98.09	98.10	-0.01	2.74
.63	Jul 21 f	99.23	99.24	-0.01	.71
2.63	Jul 21 p	99.22	99.23		2.73
1.13	Jul 21 p	95.11	95.12		2.74
2.25	Jul 21 p	98.18	98.19	-0.01	2.74
2.13	Aug 21 p	98.06	98.07		2.75
8.13	Aug 21 k	115.24	115.25	-0.01	2.72
1.13	Aug 21 p	95.06	95.07		2.75
2.00	Aug 21 p	97.25	97.26	-0.01	2.75
1.13	Sep 21 p	95.02	95.03		2.75
2.13	Sep 21 p	98.03	98.04	-0.01	2.75
1.25	Oct 21 p	95.10	95.11		2.76
2.00	Oct 21 p	97.20	97.21	-0.01	2.76
2.00	Nov 21 p	97.20	97.21		2.76
8.00	Nov 21 k	116.16	116.17	-0.01	2.74
1.75	Nov 21 p	96.25	96.26		2.76
1.88	Nov 21 p	97.06	97.07		2.76
2.00	Dec 21 p	97.16	97.17		2.77
2.13	Dec 21 p	97.29	97.30		2.77
.13	Jan 22 f	97.20	97.21		.82
1.50	Jan 22 p	95.24	95.25		2.77
1.88	Jan 22 p	97.00	97.01		2.77
2.00	Feb 22 p	97.13	97.14		2.77
1.75	Feb 22 p	96.16	96.17		2.78
1.88	Feb 22 p	96.30	96.31		2.77
1.75	Mar 22 p	96.13	96.14		2.78
1.88	Mar 22 p	96.27	96.28		2.78
.13	Apr 22 f	97.09	97.10	-0.01	.86
1.75	Apr 22 3p	96.10	96.11		2.78
1.88	Apr 22 p	96.24	96.25		2.79
1.75	May 22 p	96.09	96.10		2.79
1.88	May 22 p	96.22	96.23		2.79
1.88	May 22 p	96.07	96.08		2.79
1.75	Jun 22 p	96.04	96.05		2.80
2.13	Jun 22 p	97.17	97.18		2.79
.13	Jul 22 f	97.23	97.24	-0.01	.70
1.88	Jul 22 p	96.16	96.17		2.80
2.00	Jul 22 p	97.00	97.01		2.79
1.63	Aug 22 p	95.17	95.18		2.79
7.25	Aug 22 k	117.02	117.03	-0.02	2.77
1.63	Aug 22 p	95.15	95.16		2.80
1.88	Aug 22 p	96.14	96.15		2.80
1.75	Sep 22 p	95.28	95.29		2.80
1.88	Sep 22 p	96.11	96.12		2.80
1.75	Oct 22 p	96.09	96.10		2.80
2.00	Oct 22 p	96.25	96.26	+0.01	2.81
1.63	Nov 22 p	95.07	95.08		2.81
7.63	Nov 22 k	119.15	119.16	-0.01	2.79
2.00	Nov 22 p	96.23	96.24	+0.01	2.80
2.13	Dec 22 p	97.05	97.06	+0.01	2.81
.13	Jan 23 f	97.02	97.03	-0.01	.79
1.75	Jan 23 p	95.17	95.18	+0.01	2.81
2.38	Jan 23 p	98.05	98.06	+0.01	2.81
2.00	Feb 23 p	96.17	96.18		2.81

Rate	Date	Bid	Ask	Chg	Yld
7.13	Feb 23 k	118.11	118.12	-0.01	2.80
1.50	Feb 23 p	94.11	94.12		2.82
2.63	Feb 23 p	99.07	99.08	+0.01	2.81
1.50	Mar 23 p	94.08	94.09	+0.01	2.82
2.50	Mar 23 p	98.19	98.20		2.82
.63	Apr 23 f	99.03	99.04	-0.01	.82
1.63	Apr 23 p	94.22	94.23		2.82
2.75	Apr 23 p	99.22	99.23	+0.01	2.82
1.75	May 23 p	95.07	95.08	+0.01	2.82
1.63	May 23 p	94.19	94.20		2.82
2.75	May 23 p	99.22	99.23		2.82
1.38	Jun 23 p	93.11	93.12	+0.01	2.83
2.63	Jun 23 p	99.03	99.04		2.82
.38	Jul 23 f	98.12	98.13	-0.01	.71
1.25	Jul 23 p	92.20	92.21		2.84
2.50	Aug 23 p	98.14	98.15		2.83
6.25	Aug 23 k	116.03	116.04	-0.01	2.81
1.38	Aug 23 p	93.02	93.03		2.84
1.38	Sep 23 p	92.31	93.00	+0.01	2.84
1.63	Oct 23 p	94.02	94.03	+0.01	2.85
2.75	Nov 23 p	99.17	99.18		2.84
2.13	Nov 23 p	96.13	96.14		2.85
2.25	Dec 23 p	96.31	97.00	+0.01	2.86
.63	Jan 24 f	99.02	99.03	-0.01	.80
2.25	Jan 24 p	96.29	96.30	+0.01	2.86
2.75	Feb 24 p	99.14	99.15	+0.01	2.86
2.13	Feb 24 p	96.06	96.07	+0.01	2.86
2.13	Mar 24 p	96.04	96.05	+0.01	2.87
2.00	Apr 24 p	95.12	95.13	+0.01	2.87
2.50	May 24 p	98.00	98.01	+0.01	2.87
2.00	May 24 p	95.10	95.11	+0.01	2.88
2.00	Jun 24 p	95.07	95.08	+0.01	2.88
.13	Jul 24 f	96.12	96.13		.75
2.13	Jul 24 p	95.26	95.27	+0.01	2.88
2.38	Aug 24 p	97.05	97.06	+0.01	2.88
1.88	Aug 24 p	94.13	94.14	+0.01	2.88
2.13	Sep 24 p	95.22	95.23	+0.01	2.89

FOOTNOTE: Rate-The annual interest rate the Treasury bond provides to investors. **Date**-The month and year the bond will expire. **Bid**-The price investors will pay for the bond. **Ask**-The price at which investors will sell. A bond price is expressed as a percentage of its original purchase cost of $1,000. The whole numbers and the decimals-which represent 32nds of a point-must be converted to dollars and cents; for example, 103.18 equals $1,035.63. **Chg**-The change between the preceding day's final bid price and the final bid price from the day before. **Yld**-The annual percentage return to the investor, based on the bond's current price, if the bond is held until it matures. **K**-Taxes on interest will not be withheld from non-U.S. citizens. **n**-Treasury note. **p**-Treasury note; taxes on interest will not be withheld from non-U.S. citizens.

Mutual Funds

Name	Obj	NAV	4-wk Rtn	YTD Rtn	3-yr Rtn/Rk
AAM					
InsgtSelIncl d	TW	9.83	+.8	-2.3	+3.3/B
AB					
AllMktRlRet1 b	IH	8.87	-1.1	+.2	+4.5/D
AllMktTRA m	MA	14.76	+.3	-.5	+4.0/E
AllMktTRAdv	MA	14.87	+.4	-.3	+4.3/E
AllMktTRC m	MA	14.64	+.3	-.9	+3.3/E
BdInflStrat1 b	IP	10.52	...	-.3	+2.4/A
BdInflStrat2	IP	10.51	...	-.3	+2.5/A
CncntrGrAdv	LG	37.46	+2.1	+10.0	+11.3/E
CnsrvWlthStratA m	CA	12.11	+.2	-.2	+3.0
CorOppsA m	LG	21.69	+2.8	+7.1	+12.8/C
DiscvGrA m	MG	12.69	-.8	+16.9	+14.2/A
DiscvGrAdv	MG	13.55	-.8	+17.0	+14.5/A
DiscvValA m	SV	23.59	-.8	+3.6	+11.3/B
DiscvValAdv	SV	24.17	-.8	+3.7	+11.6/B
DiscvValC m	SV	20.74	-.9	+3.1	+10.5/C
DiscvValI	SV	23.44	-.8	+3.7	+11.6/B
DiscvValR b	SV	22.88	-.9	+3.3	+10.9/C
DiscvValZ	SV	23.42	-.8	+3.7	+11.7/B
DiversMunicipal	MS	14.17	+.4	+.2	+1.5/A
EmMkts	EM	30.56	-1.0	-6.1	+6.9/C
EqIncA m	LV	29.27	+2.5	+2.2	+9.0/C
EqIncAdv	LV	29.55	+2.5	+2.3	+9.3/C
EqIncC m	LV	28.87	+2.4	+1.8	+8.2/D
GlbBdA m	IB	8.23	+.3	-.8	+2.6/C
GlbBdAdv	IB	8.23	+.3	-.5	+2.9/B
GlbBdC m	IB	8.26	+.3	-1.2	+1.8/D
GlbBdI	IB	8.23	+.3	-.5	+2.9/B
GlbBdR b	IB	8.23	+.3	-.9	+2.2/C
GlbRkAllcA m	TV	16.23	-.8	-1.2	+4.4/C
GlbRlEstInvmA m	GR	14.48	-1.0	+.6	+5.3/B
GlbRlEstInvmIII	GR	11.02	-.9	+1.0	+6.1/A
GrA m	LG	85.20	+3.1	+16.1	+16.2/A
HiIncA m	HY	8.40	+.3	-1.3	+5.3/B
HiIncAdv	HY	8.42	+.4	-1.0	+5.6/A
HiIncC m	HY	8.50	+.3	-1.8	+4.4/C
HiIncI	HY	8.42	+.4	-1.1	+5.6/A
HiIncK b	HY	8.41	+.4	-1.2	+5.3/B
HiIncR b	HY	8.40	+.4	-1.5	+4.9/B
HiIncZ	HY	8.42	+.4	-1.0	+5.6/A
IntermBdA m	CI	10.82	+.2	-1.2	+2.0/B
IntermBdAdv	CI	10.83	+.4	-1.0	+2.3/A
IntermCAMuniA m	SS	14.10	+.4	+.3	+1.3/B
IntermNYMuniA m	SS	13.81	+.5	+.2	+1.4/B
Intl	FB	18.18	+.8	-1.4	+5.8/B
IntlValA m	FV	14.15	+.4	-4.8	+4.1/C

How to Read the Mutual Fund Tables

Here are the 4,300 biggest mutual funds listed on Nasdaq. Tables show the fund name, sell price or net asset value (NAV), daily net change and weekly net change. Underlining highlights the funds ranked in the top 20% in each of the last 5 years:

Name: Name of mutual fund and family.
Obj: The fund's objective group. Abbreviations listed below.
NAV: Net asset value.
Chg: Net change in price of NAV from previous day.
Rtn: The fund's total return, or percent change in NAV for the time period shown, with dividends reinvested. If period longer than 1 year, return is annualized.
Rank: Fund's letter grade compared with others in the same objective group; an A indicates fund performed in the top 20 percent; an E, in the bottom 20 percent.

Footnotes: e - Ex capital gains distribution. **f -** Previous day's quotation. **n -** No front end load or contingent deferred sales load may apply. **p -** Fund assets are used to pay fo r distribution costs- 12(b)(1) plan. **r -** Redemption fee or contingent deferred sales load may apply. **s -** Stock dividend or split. **t -** Both p and r. **x -** Ex cash dividen d. **NA -** not available.

Fund Objectives: AL: Allocation - 70-85% Equity, **AM:** Multialternative, **BL:** Bank Loan, **BM:** Bear Market, **CA**: Allocation - 30-50% Equity, **CC:** Consumer Defense, **CD:** Consumer Cyclical, **CH:** China Region, **CI:** Intermediate-Term Bond, **CL:** Long-Term Bond, **CR:** Multicurrency, **CS:** Short-Term Bond, **CV:** Convertibles, **DP:** Diversified Pacific/Asia, **EB:** Emerging-Markets Bond, **EE:** Equity Energy, **EI:** India Equity, **EM:** Diversified Emerging Markets, **ES:** Europe Stock, **FA:** Foreign Small/Mid-Value, **FB:** Foreign Large-Blend, **FF:** Managed Futures, **FG:** Foreign Large-Growth, **FQ:** Foreign Small/Mid-Blend, **FR:** Foreign Small/Mid-Growth, **FV:** Foreign Large-Value, **FX:** Single Currency, **GI:** Intermediate Government, **GL:** Long Government, **GR:** Global Real Estate, **GS:** Short Government, **HM:** High-Yield Muni, **HY:** High-Yield Bond, **IB:** World Bond, **IC:** Trading-Inverse Commodities, **ID:** Industrials, **IE:** Trading-Inverse Equity, **IH:** World Allocation, **IP:** Inflation-Protected Bond, **IS:** Trading-Miscellaneous, **JS:** Japan Stock, **LB:** Large Blend, **LC:** Trading-Leveraged Commodities, **LE:** Trading-Leveraged Equity, **LG:** Large Growth, **LO:** Long-Short Equity, **LP:** Energy Limited Partnership, **LS:** Latin America Stock, **LV:** Large Value, **MA:** Allocation - 50-70% Equity, **MB:** Mid-Cap Blend, **MG:** Mid-Cap Growth, **MI:** Muni National Intermediate, **ML:** Muni National Long, **MQ:** Miscellaneous Region, **MR:** Miscellaneous Sector, **MS:** Muni National Short, **MU:** Multisector Bond, **MV:** Mid-Cap Value, **MY:** Muni New York Long, **ND:** Trading-Inverse Debt, **NE:** Market Neutral, **NT:** Nontraditional Bond, **PJ:** Pacific/Asia ex-Japan Stock, **RI:** Target-Date Retirement, **RR:** Preferred Stock, **SB:** Small Blend, **SC:** Communications, **SF:** Financial, **SG:** Small Growth, **SH**: Health, **SI:** Muni Single State Intermediate, **SL:** Muni Single State Long, **SN:** Natural Resources, **SP:** Equity Precious Metals, **SR:** Real Estate, **SS:** Muni Single State Short, **ST:** Technology, **SU:** Utilities, **SV:** Small Value, **TA:** Target-Date 2000-2010, **TD:** Target-Date 2015, **TE:** Target-Date 2020, **TG:** Target-Date 2025, **TH:** Target-Date 2030, **TI:** Target-Date 2035, **TJ:** Target-Date 2040, **TK:** Target-Date 2045, **TL:** Target-Date 2055, **TN:** Target-Date 2050, **TW:** Corporate Bond, **TV:** Tactical Allocation, **UB:** Ultrashort Bond, **VD:** Trading-Leveraged Debt, **VL:** Stable Value, **VO:** Volatility, **WS:** World Stock, **XM:** Allocation - 85+% Equity, **XO:** Infrastructure, **XQ:** Target-Date 2060+, **XR:** Option Writing, **XS:** Long-Short Credit, **XP:** Emerging-Markets Local-Currency Bond, **XY:** Allocation - 15-30% Equity. Data based on NAVs reported to Morningstar by 6 p.m. Eastern.

Name	Obj	NAV	4-wk Rtn	YTD Rtn	3-yr Rtn/Rk
IntlValAdv	FV	14.48	+.3	-4.7	+4.3/B
IntrmDvrsMnA m	MS	14.18	+.4	+.1	+1.2/B
IntrmDvrsMnC m	MS	14.18	+.4	-.4	+.5/E
LgCpGrA m	LG	54.51	+3.5	+14.1	+15.8/A
LgCpGrAdv	LG	59.29	+3.5	+14.3	+16.1/A
LgCpGrC m	LG	41.10	+3.4	+13.6	+15.0/B
LgCpGrI	LG	58.98	+3.5	+14.3	+16.2/A
LgCpGrK b	LG	55.45	+3.5	+14.0	+15.8/A
LtdDurHiIncAdv	HY	10.19	+.2	+.9	+3.9/D
MuniBdInfStr1 b	MS	10.20	+.3	+1.1	+2.4/A
MuniBdInfStr2	MS	10.21	+.4	+1.1	+2.5/A
MuniBdInfStrA m	MS	10.24	+.3	+.9	+2.2/A
MuniBdInfStrAdv	MS	10.25	+.4	+1.2	+2.5/A
MuniIncCAA m	MF	11.04	+.4	+.1	+2.6/B
MuniIncCAAdv	MF	11.04	+.4	+.2	+2.9/A
MuniIncIIArznA m	SI	10.98	+.4	+.2	+3.0/A
MuniIncIIMAA m	MT	11.07	+.3	-.3	+2.2/B
MuniIncIIMINA m	SM	10.09	+.2	-.4	+2.2/C
MuniIncIINJA m	MJ	9.63	+.5	-.1	+3.3/B
MuniIncIIOhioA m	MO	9.84	+.4	...	+2.8/A
MuniIncIIPEA m	MP	10.35	+.4	...	+2.8/B
MuniIncIIVIA m	SI	10.97	+.2	-.1	+2.6/A
MuniIncNYA m	MN	9.81	+.3	-.3	+2.6/B
MuniIncNYAdv	MN	9.81	+.4	-.1	+2.9/A
MuniIncNYC m	MN	9.80	+.3	-.7	+1.8/C
MuniIncNtnA m	MI	10.13	+.3	-.2	+2.9/A
MuniIncNtnAdv	MI	10.13	+.4	-.1	+3.2/A
MuniIncNtnC m	MI	10.12	+.3	-.7	+2.1/C
ReltvValA m	LV	6.00	+2.4	+2.9	+10.7/B
ReltvValAdv	LV	6.06	+2.5	+3.1	+11.1/A
ReltvValC m	LV	5.98	+2.4	+2.6	+10.0/B
SelUSEqAdv	LB	17.85	+3.1	+6.5	+12.0/B
SelUSLSA m	LO	13.23	+2.2	+4.9	+6.6/B
SelUSLSAdv	LO	13.44	+2.3	+5.1	+6.8/A
SelUSLSC m	LO	12.65	+2.2	+4.5	+5.8/B
ShortDurPlus	CS	11.55	+.1	+.2	+.5/D
SmCpGrA m	SG	62.07	+.5	+20.4	+16.0/A
SmCpGrI	SG	67.25	+.5	+20.5	+16.3/A
SstnlGlbThtcA m	WS	120.31	+1.3	+2.5	+10.8/A
SstnlGlbThtcAdv	WS	127.44	+1.3	+2.6	+11.1/A
SustIntlThtcA m	FG	18.98	+.6	-2.7	+4.4/E
TxMgAlMktIncA m	CA	12.68	+1.3	+.3	+3.8/E
TxMgWtAprStrAdv	WS	16.72	+1.6	+3.3	+8.6/C
TxMgdIntl	FB	18.18	+.8	-1.4	+5.8/B

Continued on **next page**

Top 20 Mutual Funds

By Year-to-Date Percent Return

Name	Obj	Pct Load	NAV	YTD Rtn	Phone Number
ProFunds IntUltraSectInv	LE	NL	102.17	+48.1	888-776-3637
Rydex NASDAQ1002xStrH b	LE	NL	159.88	+29.5	800-820-0888
ProFunds UltNASDAQ100Inv	LE	NL	78.80	+29.3	888-776-3637
Rydex NASDAQ1002xStrC m	LE	1.00	128.26	+28.9	800-820-0888
Berkshire Foc d	ST	NL	27.64	+28.7	877-526-0707
Virtus InvtvGrStkIns	LG	NL	26.62	+28.6	888-784-3863
Lord Abbett DevelopingGrF b	SG	NL	30.71	+27.2	888-522-2388
Lord Abbett DevelopingGrI	SG	NL	33.95	+27.2	888-522-2388
Lord Abbett DevelopingGrA m	SG	5.75	29.64	+27.1	888-522-2388
Lord Abbett DevelopingGrP b	SG	NL	28.73	+27.0	888-522-2388
Morgan Stanley MltCpGrTrustI	LG	NL	44.50	+27.0	800-869-6397
Lord Abbett DevelopingGrR3 b	SG	NL	28.80	+26.9	888-522-2388
Morgan Stanley MltCpGrTrustA m	LG	5.25	40.40	+26.8	800-869-6397
Touchstone SdCptlInsGr	LG	NL	26.08	+26.7	800-543-0407
Morgan Stanley MltCpGrTrustL b	LG	NL	29.87	+26.5	800-869-6397
Touchstone SdCptlSelGrY	LG	NL	18.42	+26.5	800-543-0407
Lord Abbett DevelopingGrC m	SG	1.00	22.08	+26.4	888-522-2388
Morgan Stanley InsMidCpGrI	MG	NL	21.27	+26.4	800-548-7786
Morgan Stanley MltCpGrTrustB m	LG	5.00	29.44	+26.3	800-869-6397
Touchstone SdCptlSelGrA m	LG	5.00	17.44	+26.3	800-543-0407

By Total Net Assets

Name	Obj	Total Assets	Percent Return/Rank 4-Wk	YTD	5-Yr	Pct Load
Vanguard 500IdxAdmrl	LB	245,825	+2.5	+6.6	+13.1/A	NL
Vanguard TtlSMIdxAdmrl	LB	199,003	+2.0	+6.9	+12.9/A	NL
Vanguard TtlSMIdxInv	LB	131,182	+2.0	+6.9	+12.8/A	NL
Vanguard TtlnSIdxInv	FB	125,611	+.5	-2.0	+5.5/B	NL
Vanguard InsIdxIns	LB	125,168	+2.5	+6.6	+13.1/A	NL
Vanguard TtlSMIdxIns	LB	119,160	+2.0	+7.0	+12.9/A	NL
Vanguard InsIdxInsPlus	LB	98,320	+2.5	+6.6	+13.1/A	NL
Fidelity Contrafund	LG	96,578	+3.0	+14.9	+16.0/B	NL
Vanguard TtlnSIdxInsPlus	FB	95,711	+.5	-1.9	+5.6/B	NL
American Funds GrfAmrcA m	LG	90,161	+1.5	+12.3	+14.9/C	5.75
Vanguard WlngtnAdmrl	MA	85,039	+1.9	+1.5	+8.6/A	NL
Vanguard TtBMIdxAdmrl	CI	83,958	+.3	-1.7	+2.2/C	NL
Fidelity 500IndexPrm	LB	77,667	+2.5	+6.6	+13.1/A	NL
American Funds IncAmrcA m	AL	73,761	+1.5	+.5	+7.5/D	5.75
Dodge & Cox Stk	LV	70,488	+1.8	+4.6	+12.3/A	NL
Vanguard TtlnSIdxAdmrl	FB	69,425	+.5	-1.9	+5.6/B	NL
American Funds CptlIncBldrA m	IH	67,275	+1.0	-1.7	+5.7/B	5.75
American Funds AmrcnBalA m	MA	64,323	+1.5	+2.9	+9.0/A	5.75
American Funds InvCAmrcA m	LB	62,390	+2.2	+5.0	+12.2/B	5.75
Dodge & Cox IntlStk	FB	59,273	+1.5	-4.6	+5.0/C	NL

By 4-Week Percent Return

Name	Obj	Pct Load	NAV	4-Wk Rtn	Phone Number
ProFunds UltLtnAmrInv	LE	NL	32.72	+16.5	888-776-3637
BlackRock LatinAmerInstl	LS	NL	48.30	+12.0	800-441-7762
BlackRock LatinAmerInvA m	LS	5.25	47.65	+11.9	800-441-7762
BlackRock LatinAmerInvC m	LS	1.00	43.34	+11.8	800-441-7762
Fidelity Advisor LatinAmericaA m	LS	5.75	22.89	+9.3	877-208-0098
Fidelity LatinAmerica	LS	NL	22.83	+9.2	800-544-6666
Fidelity Advisor LatinAmericaC m	LS	1.00	23.12	+9.2	877-208-0098
Fidelity Advisor LatinAmericaM m	LS	3.50	22.93	+9.2	877-208-0098
ProFunds BtchUltrSctInv	LE	NL	66.46	+8.9	888-776-3637
T. Rowe Price LatinAmerica d	LS	NL	22.82	+8.6	800-638-5660
Deutsche LtnAmrcEqS	LS	NL	24.03	+8.5	800-728-3337
Highland GlbAllcA m	IH	5.75	8.64	+6.0	877-665-1287
Kinetics MedicalNoLoad d	SH	NL	26.19	+5.6	800-930-3828
Kinetics MedicalAdvC m	SH	1.00	24.27	+5.5	800-930-3828
Rydex NASDAQ1002xStrH b	LE	NL	159.88	+5.4	800-820-0888
Fidelity Select Swre&ITSvcs	ST	NL	19.87	+5.3	800-544-8544
ProFunds UltNASDAQ100Inv	LE	NL	78.80	+5.3	888-776-3637
Rydex NASDAQ1002xStrC m	LE	1.00	128.26	+5.3	800-820-0888
ProFunds UltDow30Inv	LE	NL	129.61	+5.2	888-776-3637
Kinetics InternetNoLoad d	LG	NL	48.17	+4.8	800-930-3828

Continued from **previous page**

Mutual Funds

Name	Obj	NAV	4-wk Rtn	YTD Rtn	3-yr Rtn/Rk
ValA m	LV	15.96	+1.1	-1.1	+5.2/E
ValAdv	LV	15.99	+1.1	-1.0	+5.4/E
WlthApprStrA m	WS	16.86	+1.6	+3.2	+8.0/C
WlthApprStrAdv	WS	16.83	+1.6	+3.3	+8.3/C
AC Alternatives					
MktNetrlValInv	NE	10.20	+.5	-2.6	+1.3/C
AIG					
ActvAllcA f	MA	17.90	+.5	+1.7	+6.7/C
FlexCrdtA m	HY	3.38	+.1	+1.3	+4.0/D
FocedDivStrB m	LV	17.88	-.1	-2.9	+9.1/C
FocedDivStrC m	LV	17.86	-.1	-2.9	+9.0/C
IntlDivStrA m	FV	8.75	...	-7.2	+1.1/E
MltAstAllcA f	MA	18.57	...	+1.1	+6.5/C
SrFltngRtA m	BL	8.09	+.4	+2.2	+4.0/B
SrFltngRtC m	BL	8.08	+.2	+1.9	+3.6/C
StrBdA m	MU	3.33	+.6	-2.1	+2.8/D
StrValA m	LV	31.54	+1.2	...	+8.2/D
USGvtSecA m	GI	8.88	-.1	-1.2	-.7/E
ALPS					
RdRcksLtdPrEI d	SW	7.37	+1.5	+1.4	+8.3/D
RdRcksLtdPrEInv m	SW	7.24	+1.5	+1.3	+8.0/D
AMG					
CHEqPtnrsBalN b	MA	17.85	+1.3	+5.3	+7.9/A
FQGlbRkBalZ	TV	15.80	-.1	-1.3	+7.1/A
FQTxMgdUSEqI	LB	33.21	+2.3	+9.9	+11.0/C
GWKCorBdI	CI	9.81	+.3	-2.2	+1.4/D
GWKMnBdI	MI	11.47	+.5	-.8	+2.1/C
GWKMnEnhYiI	HM	9.86	+.5	...	+4.8/B
GWKSmCpCorI	SG	30.65	+.4	+7.8	+13.8/B
MgrsAmIntrGvS	GI	10.35	+.2	-1.6	+.6/B
MgrsAmShrtDrGvS	UB	9.44	...	+.5	+.6/E
MgrsBrAdvsMCGrN	MG	12.21	-.4	+3.5	+5.6/E
MgrsBrBlueS	LG	53.05	+1.0	+10.8	+12.5/D
MgrsBrwineS	MG	51.64	+.1	+10.7	+10.3/C
MgrsCaEmergCoI	SG	66.27	-.9	+13.5	+19.1/A
MgrsCaMidCpN b	MG	31.37	-.2	+3.7	+9.0/D
MgrsCeRlEsttS	SR	10.27	-.9	-.4	+5.9/B
MgrsDblCrPlsBdI	CI	10.38	+.2	-1.1	+2.2
MgrsDblCrPlsBdN b	CI	10.38	+.1	-1.2	+2.0
MgrsEmergOppsS	SG	53.12	+.1	+15.7	+14.7/A
MgrsFrpntMdCpI	MV	42.60	-2.2	-2.7	+8.7/C
MgrsFrpntMdCpN b	MV	41.48	-2.2	-2.8	+8.5/C
MgrsLmsSylsBdS	CI	26.20	+.6	-1.4	+3.1/A
MgrsMntCldGrI	LG	21.38	+2.2	+8.5	+9.2/E
MgrsMntCldGrN b	LG	21.28	+2.2	+8.4	+9.0/E
MgrsSkylnSpcEqS d	SB	45.69	-.9	+3.9	+8.6/E
MgrsSpecialEqS	SG	140.13	+.6	+17.3	+13.4/B
RRDivAllCpVlI	LV	12.62	+1.2	+1.3	+9.7/C
RRDivAllCpVlN b	LV	12.63	+1.2	+1.2	+9.5/C
RRSmCpValI	SB	14.05	+.3	+6.4	+13.8/A
SthrnSnSmCpN m	SB	25.66	-2.1	-1.5	+6.0/E
SystMidCpValI	MV	15.84	-.5	+1.1	+10.0/B
TmsSqMidCpGrI	MG	20.51	+1.1	+8.7	+11.4/B
TmsSqMidCpGrS	MG	19.98	+1.1	+8.6	+11.1/C
TmsSqSmCpGrI	SG	19.94	+1.3	+15.1	+12.6/C
TmsSqSmCpGrS	SG	19.44	+1.4	+15.0	+12.4/C
TrilogyEMktsEqZ d	EM	9.79	+.3	-4.8	+10.7/A
YackFocI d	LB	21.97	+.8	+4.2	+11.8/B
YackFocN d	LB	21.99	+.8	+4.1	+11.6/C
YacktmanI d	LV	23.75	+1.1	+3.9	+10.5/B
AQR					
DiversArbtrgI	NE	9.44	+.2	+3.5	+4.3/A
DiversArbtrgN b	NE	9.43	+.2	+3.4	+4.0/A
IntlEqI	FB	10.64	...	-2.9	+6.3/A
IntlMomStyleI	FG	15.85	-.1	+1.0	+4.7/E
LgCpMomStyleI	LG	23.90	+2.0	+10.9	+12.1/D
LgCpMomStyleN b	LG	23.88	+1.9	+10.7	+11.8/D
MgdFtsStratI	FF	8.75	+.7	-5.2	-4.8/D
MgdFtsStratN b	FF	8.62	+.8	-5.3	-5.0/D
MltStratAltI	AM	8.22	-.4	-9.2	.../D
MltStratAltN b	AM	8.17	-.2	-9.2	-.3/D
RkBalCmdtsStrI	BB	6.20	-7.3	-10.1	+2.8/A
RkParityI	TV	9.67	+.2	-1.5	+5.3/C
RkParityIIMVI	TV	9.21	-.5	-.5	+4.2/D
SmCpMomStyleI	SG	26.58	+.2	+13.3	+11.4/D
Aberdeen					
GlbHiIncA b	HY	8.96	+.5	-.1	+3.0/E
GlbHiIncI	HY	8.38	+.5	+.1	+3.1/E
IntlSmCpA m	FR	31.77	+.8	+.9	+9.8/C
SelIntlEqA b	FB	26.50	+.2	-3.4	+5.7/B
TotalRetBdA b	CI	12.77	+.1	-2.0	+1.7/B
TotalRetBdI	CI	12.58	+.2	-1.9	+2.0/B
Absolute Strategies					
Instl	AM	8.11	-.2	-1.9	-2.8/E
Acadian					
EmMktsInv d	EM	20.39	-.8	-8.9	+7.1/C
Access					
CptCmntyInvmIns	GI	8.67	+.1	-1.8	+.6/B
AdvisorOne					
CLSGlbDiversEqN	WS	18.66	+.9	+.4	+8.1/C
Advisory Research					
MLPEngyIncA m	LP	8.57	+1.3	+1.1	-4.0/C
MLPEngyIncC m	LP	8.58	+1.2	+.6	-4.8/D
MLPEngyIncI d	LP	8.42	+1.3	+1.1	-3.8/C
MLPEngyInfrasI d	LP	8.19	+1.2	+.9	-5.0/D
Aegis					
Val	SV	20.20	-.9	+2.7	+21.3/A
Akre					
FocInstl d	LG	37.37	+2.5	+13.1	+15.8/A
FocRetail m	LG	36.60	+2.4	+12.9	+15.5/A
Al Frank					
Inv m	LV	25.55	+1.3	+3.1	+10.2/B
Alger					
CptlApprecA m	LG	28.30	+2.5	+14.8	+14.0/C
CptlApprecC m	LG	22.39	+2.5	+14.3	+13.1/C
CptlApprecI2	LG	95.03	+2.6	+15.0	+14.0/C
CptlApprecInsI	LG	37.22	+2.6	+14.8	+14.0/C
GrIncA m	LB	41.89	+2.5	+3.9	+11.1/C
IntlGrA m	FG	16.77	-1.4	-1.6	+3.5/E
LgCpGrI2	LG	74.34	+2.5	+20.7	+12.8/C
MidCpGrA m	MG	15.28	+.1	+11.7	+10.0/D
MidCpGrI2	MG	27.90	+.1	+11.6	+10.1/C
MidCpGrInstlI	MG	32.72	+.1	+11.6	+10.2/C
SmCpGrA m	SG	10.13	-.4	+20.2	+13.6/B
SmCpGrI2	SG	28.99	-.4	+20.0	+13.9/B
SmCpGrInstlI	SG	24.14	-.4	+19.2	+13.8/B
SpectraA m	LG	23.71	+2.5	+15.3	+14.1/C
AllianzGI					
FocedGrA m	LG	59.26	+2.0	+12.1	+14.2/B
FocedGrC m	LG	41.07	+2.0	+11.6	+13.3/C
GlbSmCpA m	SW	52.27	+.1	+4.4	+7.8/D
HlthSciA m	SH	34.49	+1.4	+8.6	+2.7/C
NFJDivValA m	LV	15.16	+1.4	+1.1	+8.3/D
NFJDivValC m	LV	15.31	+1.3	+.6	+7.5/E
NFJDivValInstl	LV	15.28	+1.4	+1.3	+8.7/D
NFJIntlValA m	FV	18.80	-.3	-3.7	-1.0/E
NFJLgCapValA m	LV	26.98	+1.7	+1.2	+10.1/B
NFJMidCapValA m	MV	30.64	+.5	-2.2	+11.7/A
NFJMidCapValC m	MV	25.09	+.4	-2.6	+10.8/B
NFJMidCapValIns	MV	32.78	+.5	-2.0	+12.0/A
NFJSmCpValA m	SV	22.16	+.7	+2.3	+9.2/D
NFJSmCpValAdmin b	SV	22.10	+.7	+2.3	+9.4/D
NFJSmCpValC m	SV	19.69	+.7	+1.9	+8.4/E
NFJSmCpValInstl	SV	24.85	+.7	+2.5	+9.6/D
TechA m	ST	75.36	+2.0	+23.1	+22.4/B
TechC m	ST	58.20	+2.0	+22.6	+21.5/C
TechInstl	ST	84.65	+2.0	+23.3	+22.8/B
Alpine					
DynDivInstl	WS	4.11	+1.0	+1.5	+8.2/C
IntlRlEsttEqIns	GR	22.96	-.6	-4.6	+4.5/C
RltyIncGrIns	SR	21.82	-.6	-2.7	+6.0/B
UltShrtMnIncIns	MS	10.04	+.1	+.8	+.9/C
Amana					
MutGrInv b	LG	37.90	+3.3	+8.4	+14.1/C
MutIncInv b	LB	50.62	+3.3	-.5	+9.8/D
American Beacon					
BrdGwyLgCpVlIns	LV	28.99	+.2	+1.5	+10.0/B
BrdgwyLgCpGrIns	LG	33.29	+1.0	+11.4	+13.4/C
IntlEqInstl	FV	20.45	+.3	-2.1	+4.1/C
IntlEqInv	FV	20.25	+.2	-2.3	+3.7/C
LgCpValAdv b	LV	27.30	+1.7	+2.1	+8.7/D
LgCpValInstl	LV	29.85	+1.8	+2.4	+9.2/C
LgCpValInv	LV	27.69	+1.7	+2.2	+8.9/C
MidCpValInv	MV	17.23	-.1	-2.0	+8.7/C
SmCpValAdv b	SV	27.61	-.7	+5.9	+11.3/C
SmCpValInstl	SV	29.10	-.6	+6.2	+11.8/B
SmCpValInv	SV	27.98	-.7	+5.9	+11.4/B
StphnsSmCpGrInv	SG	21.84	+1.4	+22.9	+13.9/B
American Century					
AdpteEqInv	LB	12.67	+1.2	+7.7	+12.0/B
AdpteSmCpInv	MB	21.57	-.7	+3.7	+9.0/C
AllCpGrInv	LG	37.14	+2.6	+12.4	+12.7/D
Ball	MA	19.43	+1.7	+3.9	+7.5/B
BalInv	MA	19.42	+1.7	+3.8	+7.3/B
CAHYMuniA m	MC	10.53	+.4	+.4	+4.2/A
CAHYMuniI	MC	10.53	+.4	+.7	+4.6/A
CAHYMuniInv	MC	10.53	+.4	+.5	+4.4/A
CAInTFBdBdI	MF	11.72	+.4	...	+2.3/B
CAInTFBdBdInv	MF	11.71	+.3	-.1	+2.1/C
CorEqPlusInv	LB	16.23	+2.5	+6.0	+10.3/D
CorPlusInv	CI	10.43	+.4	-1.8	+1.9/B
CptlValInv	LV	8.86	+2.1	+1.1	+7.9/D
DiscpGrInv	LG	25.12	+2.7	+10.2	+13.2/C
DiversBdA m	CI	10.38	+.2	-2.5	+.9/E
DiversBdI	CI	10.38	+.2	-2.1	+1.4/D
DiversBdInv	CI	10.38	+.2	-2.2	+1.2/D
EmMktsA m	EM	11.02	-1.5	-6.8	+9.6/A
EmMktsI	EM	11.72	-1.5	-6.6	+10.1/A
EmMktsInv	EM	11.42	-1.6	-6.7	+9.8/A
EqGrA m	LB	34.71	+2.5	+7.6	+11.2/C
EqGrI	LB	34.80	+2.6	+7.8	+11.7/B
EqGrInv	LB	34.76	+2.6	+7.7	+11.5/C
EqIncA m	LV	8.91	+1.6	+.8	+11.6/A

Name	Obj	NAV	4-wk Rtn	YTD Rtn	3-yr Rtn/Rk
EqIncC m	LV	8.91	+1.6	+.4	+10.8/A
EqIncI	LV	8.92	+1.6	+1.0	+12.1/A
EqIncInv	LV	8.91	+1.6	+.9	+11.9/A
EqIncR b	LV	8.88	+1.6	+.7	+11.4/A
EqIncR6	LV	8.93	+1.7	+1.1	+12.3/A
GlbGoldInv	SP	8.26	-2.7	-5.6	+16.8/A
GlbGrInv	WS	13.25	+1.9	+8.8	+9.5/B
GlbRlEsttInv	GR	11.77	-1.3	-.9	+4.2/C
GovtBdA m	GI	10.65	...	-1.5	+.4/C
GovtBdInv	GI	10.65	...	-1.3	+.6/B
GovtBdR5	GI	10.65	...	-1.2	+.8/A
GrA m	LG	36.07	+2.9	+13.3	+14.9/B
GrI	LG	37.92	+3.0	+13.6	+15.4/A
GrInv	LG	37.24	+2.9	+13.5	+15.1/B
GrR b	LG	35.25	+2.9	+13.2	+14.6/B
GrR6	LG	37.90	+3.0	+13.7	+15.6/A
HYInv	HY	5.58	+.1	+.5	+4.5/C
HYMuniI	HM	9.67	+.5	+1.8	+5.3/B
HYMuniInv	HM	9.67	+.5	+1.7	+5.0/B
HeritageA m	MG	22.41	+.7	+7.7	+8.1/E
HeritageC m	MG	18.01	+.7	+7.3	+7.3/E
HeritageI	MG	25.77	+.7	+8.0	+8.6/D
HeritageInv	MG	24.25	+.7	+7.9	+8.4/E
IncandGrA m	LV	40.98	+2.2	+5.1	+11.7/A
IncandGrI	LV	41.10	+2.3	+5.4	+12.2/A
IncandGrInv	LV	41.04	+2.2	+5.3	+12.0/A
InflAdjBdA m	IP	11.30	-.3	-1.3	+1.2/C
InflAdjBdInv	IP	11.33	-.2	-1.2	+1.5/B
InflAdjBdR5	IP	11.32	-.2	-1.0	+1.7/B
IntTrmTxFrBdI	MI	11.19	+.5	+.2	+2.4/B
IntTrmTxFrBdInv	MI	11.18	+.4	...	+2.1/C
IntlBdInv	IB	12.85	-.3	-2.5	+2.4/C
IntlDiscvInv	FR	17.16	-1.5	+.9	+8.5/D
IntlGrA m	FG	13.81	-.2	+3.6	+5.9/D
IntlGrI	FG	13.62	-.1	+3.9	+6.4/C
IntlGrInv	FG	13.71	-.1	+3.8	+6.2/C
IntlOppsInv	FR	11.48	-.7	+3.0	+11.1/A
InvFcddynGrInv	LG	27.08	+3.0	+22.4	+18.0/A
InvGinnieMaeInv	GI	10.17	+.2	-1.1	+.5/C
InvGinnieMaeR5	GI	10.17	+.2	-1.0	+.7/B
InvOC2020A m	TE	12.72	+.8	+1.7	+5.1/D
InvOC2020I	TE	12.75	+.8	+1.9	+5.6/C
InvOC2020Inv	TE	12.74	+.8	+1.8	+5.4/C
InvOC2020R b	TE	12.70	+.7	+1.4	+4.9/D
InvOC2025A m	TG	15.11	+.7	+1.7	+5.6/D
InvOC2025I	TG	15.15	+.9	+2.0	+6.1/D
InvOC2025Inv	TG	15.13	+.8	+1.9	+5.8/D
InvOC2025R b	TG	15.09	+.7	+1.6	+5.3/E
InvOC2030A m	TH	13.23	+.8	+2.0	+6.0/E
InvOC2030I	TH	13.27	+.8	+2.2	+6.5/D
InvOC2030Inv	TH	13.27	+.8	+2.2	+6.3/D
InvOC2030R b	TH	13.22	+.8	+1.8	+5.7/E
InvOC2035A m	TI	16.61	+.9	+2.5	+6.5/E
InvOC2035I	TI	16.66	+.9	+2.7	+7.0/E
InvOC2035Inv	TI	16.63	+.9	+2.6	+6.7/E
InvOC2035R b	TI	16.59	+.9	+2.3	+6.2/E
InvOC2040A m	TJ	14.07	+.9	+2.9	+7.0/E
InvOC2040I	TJ	14.11	+1.0	+3.1	+7.6/D
InvOC2040Inv	TJ	14.10	+1.0	+3.1	+7.3/E
InvOC2040R b	TJ	14.05	+.9	+2.7	+6.8/E
InvOC2045A m	TK	17.72	+1.0	+3.1	+7.6/E
InvOC2045I	TK	17.78	+1.0	+3.4	+8.1/D
InvOC2045Inv	TK	17.75	+1.0	+3.3	+7.9/E
InvOC2045R b	TK	17.71	+1.0	+3.0	+7.4/E
InvOC2050A m	TN	14.49	+1.0	+3.4	+8.0/D
InvOC2050I	TN	14.54	+1.1	+3.6	+8.5/C
InvOC2050Inv	TN	14.51	+1.0	+3.5	+8.3/D
InvOC2050R b	TN	14.48	+1.0	+3.3	+7.8/E
InvOC2055A m	TL	15.52	+1.0	+3.4	+8.2/D
InvOC2055Inv	TL	15.56	+1.0	+3.6	+8.5/D
InvOC:AgrInv	AL	17.48	+.9	+3.4	+8.1/B
InvOC:CnsrvInv	CA	13.89	+.6	+1.5	+5.3/B
InvOCInRetA m	RI	13.45	+.7	+1.5	+4.9/A
InvOCInRetI	RI	13.45	+.8	+1.8	+5.4/A
InvOCInRetInv	RI	13.45	+.8	+1.7	+5.2/A
InvOCInRetR b	RI	13.44	+.8	+1.5	+4.7/A
InvOCModInv	MA	16.12	+.8	+2.4	+6.8/C
InvOCVryAgrInv	XM	19.12	+1.0	+4.5	+9.6/B
InvOCVryCsrvInv	XY	12.02	+.5	+.5	+3.8/B
LgCoValInv	LV	10.27	+1.8	+1.5	+7.7/E
MidCpValA m	MV	17.67	+.9	+1.3	+11.1/A
MidCpValC m	MV	17.48	+.9	+1.0	+10.3/B
MidCpValI	MV	17.72	+1.0	+1.6	+11.6/A
MidCpValInv	MV	17.70	+.9	+1.5	+11.4/A
MidCpValR b	MV	17.62	+.9	+1.2	+10.9/B
MidCpValR6	MV	17.72	+1.0	+1.7	+11.8/A
NTCoreEqPlusG	LB	17.57	+2.7	+6.8	+10.9/C
NTDiversBdG	CI	10.37	+.4	-1.9	+1.5/C
NTEmMktsG	EM	12.54	-1.3	-5.9	+10.8/A
NTEqGrG	LB	14.62	+2.7	+8.1	+11.8/B
NTGrG	LG	19.77	+3.0	+14.3	+15.7/A
NTHeritageG	MG	15.15	+.8	+8.4	+8.9/D
NTIntlGrG	FG	12.78	-.2	+5.0	+6.9/C
NTLgCoValG	LV	11.65	+1.9	+2.0	+7.9/D
NTMidCpValG	MV	13.72	+1.0	+2.1	+12.0/A
NTSmCoG	SB	10.39	-.6	+7.9	+10.0/D
RlEsttA m	SR	27.36	-.6	-1.4	+4.5/D
RlEsttI	SR	27.47	-.6	-1.1	+4.9/C
RlEsttInv	SR	27.39	-.6	-1.2	+4.7/C
SelI	LG	80.29	+3.8	+12.8	+15.3/A
SelInv	LG	78.97	+3.8	+12.7	+15.1/B
ShrtDurInv	CS	10.10	+.1	+.5	+1.2/B
ShrtTrmGovtInv	GS	9.41	...	-.1	+.1/D
ShtDrInfPrBdInv	IP	10.12	-.1	+.4	+1.1/D
ShtDrInfPrBdR5	IP	10.20	-.1	+.6	+1.3/C
SmCoInv	SB	16.54	-.6	+7.5	+9.5/D
SmCpGrA m	SG	19.17	+.4	+15.2	+11.5/C
SmCpGrI	SG	20.26	+.4	+15.5	+12.0/C
SmCpGrInv	SG	19.81	+.4	+15.3	+11.8/C
SmCpValA m	SV	9.08	-.5	+5.2	+11.7/B
SmCpValI	SV	9.26	-.5	+5.5	+12.2/B
SmCpValInv	SV	9.17	-.7	+5.3	+12.0/B
StrAlAgrsA m	AL	8.64	+.8	+3.1	+7.7/C
StrAlAgrsC m	AL	8.43	+.8	+2.8	+6.9/D
StrAlAgrsI	AL	8.53	+.8	+3.4	+8.2/B
StrAlAgrsInv	AL	8.58	+.8	+3.2	+8.0/C
StrAlCnsrvA m	CA	5.82	+.5	+1.3	+4.7/C
StrAlCnsrvInv	CA	5.83	+.5	+1.4	+5.0/C
StrAlModA m	MA	7.00	+.7	+2.3	+6.3/C
StrAlModC m	MA	6.91	+.7	+1.8	+5.6/D
StrAlModI	MA	7.02	+.7	+2.5	+6.9/C
StrAlModInv	MA	7.02	+.7	+2.4	+6.6/C
SustEqA m	LB	29.23	+2.5	+5.5	+12.0/B
SustEqInv	LB	29.31	+2.5	+5.7	+12.2/B
UltraA m	LG	48.33	+3.2	+16.1	+15.4/A
UltraI	LG	52.20	+3.3	+16.4	+15.9/A
UltraInv	LG	50.48	+3.2	+16.3	+15.7/A
UtlsInv	SU	16.93	+1.9	+.1	+8.3/C
ValA m	LV	9.11	+2.0	+2.5	+9.3/C
ValI	LV	9.14	+2.1	+2.9	+9.8/B
ValInv	LV	9.12	+2.0	+2.8	+9.5/C
ValR b	LV	9.12	+2.0	+2.5	+9.0/C
ZeroCoup2020Inv	GI	103.00	...	-.6	+.7/B
ZeroCoup2025Inv	GL	96.62	-.3	-2.7	+1.1/E
American Funds					
2010TgtDtRtrA m	TA	10.96	+.8	+.5	+5.3/A
2015TgtDtRtrA m	TD	11.68	+1.0	+.8	+5.7/B
2020TgtDtRtrA m	TE	12.74	+1.0	+1.4	+6.3/B
2025TgtDtRtrA m	TG	13.74	+1.0	+2.2	+7.3/A
2030TgtDtRtrA m	TH	14.85	+1.0	+3.0	+8.4/A
2035TgtDtRtrA m	TI	15.44	+1.1	+4.0	+9.6/A
2040TgtDtRtrA m	TJ	15.86	+1.1	+4.3	+10.0/A
2045TgtDtRtrA m	TK	16.13	+1.1	+4.5	+10.2/A
2050TgtDtRtrA m	TN	15.81	+1.2	+4.7	+10.3/A
AMCpA m	LG	34.01	+.7	+10.7	+12.6/D
AmrcnBalA m	MA	27.69	+1.5	+2.9	+9.0/A
AmrcnHiIncA m	HY	10.19	+.4	+1.5	+5.0/B
AmrcnMutA m	LV	41.68	+2.3	+3.1	+11.1/A
BdfAmrcA m	CI	12.53	+.3	-1.6	+1.4/C
CptWldGrIncA m	WS	51.67	+.5	+2.2	+8.8/C
CptlIncBldrA m	IH	60.78	+1.0	-1.7	+5.2/B
CptlWldBdA m	IB	19.47	+.1	-1.6	+2.1/D
EuroPacGrA m	FG	54.48	+.2	-.3	+6.8/C
FdmtlInvsA m	LB	64.59	+2.1	+5.2	+13.4/A
GlbBalA m	IH	32.40	+.8	+.9	+5.7/B
GrfAmrcA m	LG	55.64	+1.5	+12.3	+15.2/B
HiIncMuniBdA m	HM	15.79	+.4	+.9	+4.7/C
IncAmrcA m	AL	23.15	+1.5	+.5	+7.8/C
IntlGrIncA m	FB	33.91	+.8	-1.5	+4.6/C
IntrmBdfAmrA m	CS	13.10	+.1	-.7	+.5/E
InvCAmrcA m	LB	41.51	+2.2	+5.0	+12.2/B
LtdTrmTEBdA m	MS	15.53	+.4	+.3	+1.3/B
MortgA m	GI	9.80	...	-1.4	+1.0/A
NewWldA m	EM	66.52	+.6	-.6	+8.4/B
NwPrspctvA m	WS	46.54	+1.8	+7.8	+11.8/A
STBdAmrcA m	CS	9.79	+.1	-.2	+.5/D
ShrtTrmTEBdA m	MS	10.04	+.2	+.5	+.7/D
SmCpWldA m	SW	59.53	-.2	+6.7	+9.9/C
TheNewEcoA m	LG	49.24	-.9	+10.3	+12.8/C
TxExBdA m	MI	12.82	+.3	-.1	+2.7/A
TxExmptFdofCAA m	MC	17.45	+.3	-.1	+2.8/D
TxExofNewYorkA m	MY	10.62	+.2	-.4	+2.5/C
USGovtSecA m	GI	13.31	-.1	-1.6	+.4/C
WAMtInvsA m	LV	45.89	+2.3	+4.7	+12.8/A
American Independanc					
KansasTxExBdIns	SI	10.68	+.2	-.1	+1.7/C
USInflProtInstl	IP	10.48	-.3	-.8	+1.5/B
Ancora					
ThlnSmlMdI d	SB	16.43	-.8	+5.7	+10.6/C
Angel Oak					
MltStratIncAs m	MU	11.19	+.2	+1.9	+3.3/C
MltStratIncIns	MU	11.17	+.2	+2.0	+3.6/B
Aquila					
CHTFKTA m	SI	10.48	+.4	-.3	+1.7/B
HawaiianTxFrA m	SI	11.15	+.3	-.1	+1.2/D
NATFIncA m	SI	10.55	+.3	-.5	+2.3/A
TxFrForUtahA m	SI	10.19	+.4	-.3	+2.0/A
TxFrofArizonaA m	SI	10.46	+.2	-.4	+1.9/B
TxFrofColoradoA m	SI	10.32	+.4	-.3	+1.4/D
TxFrofOregonA m	SI	10.81	+.4	-.4	+1.3/D

Name	Obj	NAV	4-wk Rtn	YTD Rtn	3-yr Rtn/Rk
Arbitrage					
Instl	NE	13.00	-.8	-.6	+2.2/B
R b	NE	12.62	-.9	-.7	+1.9/C
Ariel					
ApprecInv b	MV	48.95	+.1	+2.2	+7.1/D
Inv b	MV	73.46	+.1	+5.0	+10.0/B
Aristotle					
SaulGlbOppsI d	IH	13.71	+1.4	+3.2	+9.9/A
Artisan					
GlbOppsInstl	WS	27.74	+.5	+6.8	+12.6/A
GlbOppsInv	WS	27.43	+.5	+6.6	+12.4/A
GlbValueInv	WS	18.12	+1.3	-.3	+8.3/C
IntlInstl	FG	33.79	+1.5	+.9	+3.6/E
IntlInv	FG	33.58	+1.5	+.8	+3.3/E
IntlSmCpInv	FR	23.86	+1.4	+3.3	+6.4/E
IntlValueInstl	FB	37.35	+.9	-3.6	+5.9/B
IntlValueInv	FB	37.19	+.9	-3.7	+5.7/B
MidCpInstl	MG	46.30	+1.3	+11.6	+8.6/D
MidCpInv	MG	42.47	+1.3	+11.4	+8.4/E
MidCpValueInv	MV	23.28	-.2	+2.4	+9.4/C
SmCpInvs	SG	36.76	+.8	+20.3	+14.1/B
ValInstl	LV	14.86	+1.9	+2.3	+13.0/A
ValInv	LV	14.89	+1.9	+2.3	+12.8/A
Ashmore					
EmMktsLcCyBdIns	XP	7.10	+.8	-6.5	+3.3
EmMktsTtlRetIns	EB	7.68	+1.3	-4.9	+5.8
Auxier					
FocInv d	LV	23.04	+2.0	+3.2	+8.6/D
Ave Maria					
MariaWldEq	WS	15.40	+1.2	+2.1	+7.6/D
Value	MB	22.17	+1.8	+6.2	+7.8/D
BBH					
CoreIN d	LB	21.14	+2.4	+1.3	+8.4/E
LtdDurN	UB	10.17	+.2	+1.1	+1.8/A
BMO					
DivIncI	LV	14.69	+.8	+3.7	+12.7/A
IntermTxFrI	MI	11.15	+.4	+.3	+2.5/B
IntermTxFrY	MI	11.15	+.3	+.2	+2.3/B
LgCpGrI	LG	20.07	+2.9	+10.9	+15.4/A
LgCpGrY	LG	19.87	+2.8	+10.8	+15.1/B
LgCpValI	LV	16.05	+1.4	-.1	+8.9/C
LowVolEqI	LV	15.15	+1.2	+3.4	+8.5/D
MidCpGrI	MG	17.65	+1.4	+9.6	+8.7/D
MidCpValI	MV	12.35	+.2	-.6	+8.3/C
ShrtTrmIncAdvI	CS	9.28	+.1	+.4	+1.4/B
ShrtTxFrI	MS	10.15	+.2	+.8	+1.3/B
SmCpGrI	SG	21.26	+2.8	+15.6	+9.4/E
StratIncY	MU	9.11	+.6	-1.0	+2.7/D
TCHCorPlusBdI	CI	11.37	+.4	-1.5	+2.7/A
TCHCorPlusBdY	CI	11.37	+.3	-1.6	+2.5/A
TCHCorpIncI	TW	12.74	+.8	-1.6	+4.5/A
TCHCorpIncY	TW	12.75	+.8	-1.6	+4.3/A
UltraShrtTxFrI	MS	10.07	+.1	+.8	+1.0/C
BNY Mellon					
AsstAllcM	MA	12.95	+.9	+3.2	+7.3/B
BdM	CI	12.30	+.3	-1.8	+1.6/C
EmMktsM	EM	11.12	-.8	-7.2	+9.1/B
IncStkM	LV	9.46	+1.0	+2.1	+11.2/A
IntermBdM	CS	12.24	+.2	-.7	+1.1/C
IntlApprecM	FB	14.28	+1.1	-1.0	+4.7/C
IntlM	FB	13.67	+.8	-1.2	+5.2/B
LgCpStkM	LB	6.38	+2.4	+6.0	+10.8/C
MAIntrmMnBdM	MT	12.43	+.5	-.1	+1.9/C
MdCpMltStratM	MG	18.62	+.3	+7.5	+10.6/C
NYIntrmTEBdM	MN	10.94	+.5	...	+2.2/B
NtnIntrmMnBdM	MI	13.32	+.4	...	+2.2/C
NtnSTMnBdM	MS	12.72	+.3	+.7	+.7/D
PEIntrmMnBdM	MP	11.97	+.6	+.3	+2.1/D
STUSGovtSecM	GS	11.51	...	-.1	+.1/C
SmCpMltStratM	SG	22.41	-.1	+11.7	+12.9/C
Baird					
AggrgateBdInstl	CI	10.54	+.3	-1.8	+2.0/B
CorPlusBdInstl	CI	10.88	+.3	-1.7	+2.4/A
IntermBdInstl	CI	10.76	+.2	-1.2	+1.5/C
QlInTrmMnBdIns	MI	11.40	+.4	+.1	+1.5/E
ShrtTrmBdInstl	CS	9.57	+.3	+.2	+1.3/B
Baron					
AsstInstl	MG	81.56	+2.2	+15.7	+14.4/A
AsstRetail b	MG	78.76	+2.2	+15.6	+14.1/A
DiscvInstl	SG	21.98	+2.5	+20.1	+18.1/A
DiscvRetail b	SG	21.76	+2.5	+20.0	+17.8/A
EmMktsInstl	EM	14.20	-.6	-7.6	+7.8/C
EmMktsRetail b	EM	14.14	-.6	-7.8	+7.5/C
FifthAvenuGrIns	LG	31.28	+2.6	+20.7	+16.5/A
FifthAvenuGrRtl b	LG	30.70	+2.5	+20.5	+16.3/A
FocedGrInstl	MG	18.18	+.6	+16.1	+11.0/C
GrInstl	MG	80.20	+1.9	+15.3	+13.1/B
GrRetail b	MG	77.92	+1.9	+15.1	+12.8/B
IntlGrInstl	FG	24.32	-1.1	+.5	+9.7/A
IntlGrRetail b	FG	23.99	-1.1	+.4	+9.4/A
OppInstl	MG	22.10	+2.9	+25.6	+16.3/A
OppRetail b	MG	21.32	+2.8	+25.4	+16.0/A
PtnrsInstl	MG	59.18	+1.0	+19.0	+14.3/A
PtnrsRetail b	MG	57.93	+1.0	+18.8	+14.0/A
RlEsttInstl	SR	29.00	-.9	-3.4	+5.7/B
RlEsttRetail b	SR	28.55	-.9	-3.5	+5.5/B
SmCpInstl	SG	33.39	+1.5	+13.8	+14.1/B
SmCpRetail b	SG	32.20	+1.5	+13.6	+13.8/B
Barrett Associates					
BarrettOpp	LV	30.53	+.6	+1.8	+11.8/A
Becker					
ValEqRetail d	LV	19.70	+.7	+1.1	+9.3/C
Berkshire					
Foc d	ST	27.64	+2.5	+28.7	+20.0/C
Bernstein					
CaliforniaMuni	SS	14.10	+.4	+.5	+1.5/A
IntermDur	CI	12.83	+.2	-1.4	+2.1/B
IntermDurInstl	CI	14.63	+.3	-1.3	+2.2/A
NewYorkMuni	SS	13.81	+.4	+.2	+1.6/A
ShrtDrDvRSMn	MS	12.55	+.2	+.7	+.6/D
Berwyn					
Inc d	XY	13.54	+.1	+2.1	+4.3/B
Bishop Street					
HawaiiMuniBdIns	SI	10.41	+.4	-.3	+1.7/C
BlackRock					
4060TrgtAllInvC m	CA	11.74	+.7	+.1	+3.4
AdUSTtlMInvA m	LB	26.83	+1.5	+5.7	+10.1/D
AdUSTtlMInvIns	LB	28.01	+1.5	+5.9	+10.4/D
AdUSTtlMInvInvC m	LB	17.43	+1.4	+5.3	+9.2/E
AdvtgGlbInstl	WS	22.25	+1.2	+2.3	+8.0/C
AdvtgGlbInvA m	WS	21.15	+1.2	+2.1	+7.6/D
AdvtgGlbInvC m	WS	17.35	+1.2	+1.8	+6.8/D
AdvtgIntlIns	FB	17.22	+.6	-.5	+6.4/A
AdvtgIntlInvA m	FB	17.04	+.6	-.6	+6.2/A
AdvtgLCCorIns	LB	17.54	+2.0	+7.1	+12.7/A
AdvtgLCCorInvA m	LB	16.91	+1.9	+7.0	+12.4/B
AdvtgLCCorInvC m	LB	14.52	+1.8	+6.5	+11.5/C
AdvtgLCValIns	LV	29.90	+1.6	+2.2	+10.5/B
AdvtgLCValInvA m	LV	29.30	+1.6	+2.0	+10.1/B
AdvtgLCValInvC m	LV	27.21	+1.5	+1.6	+9.3/C
AdvtgLgCpGrIns	LG	17.11	+2.7	+12.6	+15.0/B
AdvtgLgCpGrInvA m	LG	16.38	+2.7	+12.4	+14.7/B
AdvtgSmCpGrIns	SG	22.67	+.3	+15.7	+10.5/D
AdvtgSmCpGrInvA m	SG	17.50	+.3	+15.5	+10.2/D
AsaDrgnIns	PJ	15.72	-3.2	-7.7	+4.4/E
AsaDrgnInvA m	PJ	15.50	-3.2	-7.9	+4.2/E
BalCptlInstl	MA	23.34	+1.1	+3.8	+8.5
BalCptlInvA m	MA	23.26	+1.0	+3.7	+8.2
BalCptlInvC m	MA	20.30	+1.0	+3.2	+7.3
BasValInstl	LV	27.07	+1.8	+3.1	+7.1/E
BasValInvA m	LV	26.73	+1.8	+3.0	+6.8/E
BasValInvC m	LV	23.59	+1.7	+2.5	+6.0/E
CAMuniOppsInstl	MF	12.76	+.3	+1.4	+4.2/A
CAMuniOppsInvA m	MF	12.75	+.3	+1.3	+3.9/A
CAMuniOppsInvA1 b	MF	12.76	+.3	+1.4	+4.1/A
CorBdInstl	CI	9.30	+.2	-1.6	+1.4/C
CorBdInvA m	CI	9.31	+.2	-1.8	+1.1/D
CorBdInvC m	CI	9.28	+.3	-2.1	+.4/E
CorBdK	CI	9.33	+.3	-1.5	+1.5/C
CorBdSvc b	CI	9.30	+.2	-1.8	+1.1/D
CptlApprecInstl	LG	33.09	+1.9	+18.8	+15.2/B
CptlApprecInvA m	LG	30.68	+1.9	+18.6	+14.9/B
CptlApprecInvC m	LG	22.90	+1.8	+18.0	+14.0/C
CptlApprecK	LG	33.27	+2.0	+18.8	+15.4/A
CptlApprecR b	LG	25.54	+1.9	+18.4	+14.6/B
CrdtStrIncIns	MU	10.12	+.5	+.5	+4.0/B
CrdtStrIncInvA m	MU	10.11	+.4	+.4	+3.7/B
EmMktsInstl	EM	22.81	-.4	-3.2	+9.3/A
EmMktsInvA m	EM	21.97	-.4	-3.4	+8.9/B
EngyResInvA m	EE	19.36	+1.1	+4.6	+.2/D
EqDivInstl	LV	23.27	+2.2	+3.1	+12.0/A
EqDivInvA m	LV	23.21	+2.3	+2.9	+11.7/A
EqDivInvC m	LV	22.37	+2.1	+2.5	+10.9/A
EqDivR b	LV	23.38	+2.2	+2.8	+11.3/A
EuroInvA m	ES	15.05	+.6	-1.2	+.7/E
Exch	LB	1083.53	+4.7	+3.4	+10.0/D
FltngRtIncInstl	BL	10.15	+.4	+2.1	+3.8/C
FltngRtIncInvA m	BL	10.15	+.4	+2.0	+3.5/C
FltngRtIncInvC m	BL	10.14	+.3	+1.6	+2.7/E
FocGrInstl	LG	4.88	+1.7	+19.6	+15.9/A
FocGrInvA m	LG	4.52	+1.6	+19.3	+15.6/A
GNMAInstl	GI	9.20	+.3	-.9	+.9/A
GNMAInvA m	GI	9.24	+.3	-1.0	+.7/B
GlbAllcIncInstl	IH	19.76	+.7	+.2	+4.7/C
GlbAllcIncInvA m	IH	19.65	+.8	+.1	+4.4/D
GlbAllcIncInvC m	IH	17.73	+.7	-.3	+3.7/D
GlbAllcIncR b	IH	18.71	+.7	-.1	+4.1/D
GlbLSCrdtInstl	XS	10.34	-.4	-.1	+1.5/D
GlbLSCrdtInvA m	XS	10.31	-.4	-.3	+1.2/E
GlbLSCrdtInvC m	XS	10.10	-.4	-.7	+.5/E
HYBdInstl	HY	7.65	+.2	+1.2	+5.5/A
HYBdInvA m	HY	7.65	+.2	+1.0	+5.2/B
HYBdInvC m	HY	7.66	+.1	+.6	+4.4/C
HYBdK	HY	7.66	+.3	+1.4	+5.7/A

Name	Obj	NAV	4-wk Rtn	YTD Rtn	3-yr Rtn/Rk
HYBdSvc b	HY	7.65	+.2	+1.0	+5.2/B
HYMuniInstl	HM	9.60	+.5	+1.7	+5.4/B
HighEqIncIns	LV	27.52	+1.8	+2.1	+6.3/E
HighEqIncInvA m	LV	23.58	+1.8	+2.0	+5.9/E
HighEqIncInvC m	LV	15.85	+1.7	+1.5	+5.1/E
HthSciOpIns	SH	62.50	+2.6	+11.3	+7.3/A
HthSciOpInvA m	SH	59.61	+2.5	+11.1	+7.0/A
HthSciOpInvC m	SH	52.34	+2.5	+10.7	+6.2/B
InflProtBdInstl	IP	10.44	-.2	-.6	+1.5/C
InflProtBdInvA m	IP	10.19	-.3	-.7	+1.1/D
InflProtBdInvC m	IP	9.86	-.3	-1.1	+.4/E
IntlDivIns	FB	29.29	+2.9	-4.1	+1.5/E
IntlDivInvA m	FB	27.39	+2.9	-4.2	+1.2/E
IntlInstl	FB	17.08	-.1	-3.8	+5.9/B
IntlInvA m	FB	16.70	-.1	-4.0	+5.6/B
IntlInvC m	FB	15.53	-.2	-4.4	+4.6/C
LCFocGrIns	LG	12.78	+1.6	+19.8	+19.2/A
LCFocGrInvA m	LG	11.75	+1.6	+19.6	+18.8/A
LCFocGrInvC m	LG	8.70	+1.6	+19.0	+17.9/A
LPDyn2020Instl	TE	15.90	+.3	+1.5	+5.8
LPDyn2020InvA m	TE	14.63	+.4	+1.4	+5.5
LPDyn2030Instl	TH	14.23	+.5	+2.5	+7.5
LPDyn2030InvA m	TH	13.67	+.5	+2.3	+7.2
LPDyn2040Instl	TJ	18.03	+.5	+2.7	+8.7
LPDyn2040InvA m	TJ	16.47	+.5	+2.5	+8.4
LatinAmerInstl	LS	48.30	+12.0	-3.3	+8.3/B
LatinAmerInvA m	LS	47.65	+11.9	-3.5	+8.0/C
LngHrznEqInvA m	WS	13.65	+1.2	+4.7	+4.6/E
LowDurBdInstl	CS	9.48	+.2	+.3	+1.3/B
LowDurBdInvA m	CS	9.47	+.2	...	+1.0/C
LowDurBdInvC m	CS	9.47	+.1	-.4	+.3/E
LowDurBdK	CS	9.47	+.2	+.2	+1.4/B
ManagedIncK	XY	9.90	+.4	+.3	+4.7
MidCapDivIns	MV	18.69	+.1	+4.4	+9.8/B
MidCapDivInvA m	MV	17.82	...	+4.2	+9.5/C
MidCpGrEqInstl	MG	26.52	+1.0	+17.7	+15.1/A
MidCpGrEqInvA m	MG	23.06	+1.0	+17.5	+14.8/A
MidCpGrEqInvC m	MG	18.15	+.9	+17.0	+13.9/A
NJMuniBdInstl	MJ	11.06	+.6	+.7	+3.8/A
NJMuniBdInvA m	MJ	11.07	+.5	+.6	+3.6/B
NYMuniOppsInstl	MN	11.32	+.3	+1.1	+4.4/A
NYMuniOppsInvA m	MN	11.33	+.3	+1.1	+4.2/A
NYMuniOppsInvA1 b	MN	11.33	+.3	+1.1	+4.3/A
NYMuniOppsInvC m	MN	11.32	+.2	+.5	+3.4/A
NatrlResTrInstl	SN	32.38	-1.6	-1.4	+6.0/C
NatrlResTrInvA m	SN	30.72	-1.6	-1.5	+5.7/C
NtnlMnInstl	MI	10.78	+.2	+.2	+2.8/A
NtnlMnInvA m	MI	10.79	+.2	+.1	+2.6/B
NtnlMnInvC m	MI	10.79	+.2	-.3	+1.8/D
PAMuniBdInstl	MP	10.94	+.2	+.3	+3.0/A
PAMuniBdInvA m	MP	10.96	+.2	+.2	+2.8/B
ShrtTrmMuniIns	MS	10.10	+.3	+1.0	+.7/D
ShrtTrmMuniInvA m	MS	10.10	+.3	+.9	+.4/E
StrGlbBdIncIns	IB	5.82	-.3	-1.6	+3.4
StrGlbBdIncIvA m	IB	5.81	-.5	-1.8	+3.1
StrIncOpA m	NT	9.75	...	-.4	+2.0/D
StrIncOpC m	NT	9.74	...	-.8	+1.2/E
StrIncOpIns	NT	9.75	...	-.3	+2.3/C
StratMuOpIns	MI	11.76	+.4	+1.8	+4.8/A
StratMuOpInvA m	MI	11.76	+.5	+1.6	+4.6/A
StratMuOpIvC m	MI	11.76	+.3	+1.2	+3.7/A
TactOppsInstl	TV	15.27	+.5	+6.0	+3.6/D
TactOppsInvA m	TV	15.15	+.5	+5.8	+3.3/D
TechOppsInstl	ST	30.92	+1.5	+21.5	+25.4/A
TechOppsInvA m	ST	28.75	+1.4	+21.4	+25.1/A
TechOppsInvC m	ST	24.46	+1.4	+20.8	+24.1/B
TtlRetInstl	CI	11.27	...	-1.9	+1.8
TtlRetInvA m	CI	11.28	...	-2.0	+1.5
TtlRetInvC m	CI	11.27	...	-2.4	+.8
TtlRetR b	CI	11.28	...	-2.2	+1.2
USGovtBdInstl	GI	10.11	...	-1.2	+.8/A
USGovtBdInvA m	GI	10.13	...	-1.3	+.5/C
USMortgInstl	CI	9.93	+.2	-1.0	+1.7/C
Bogle Investment Man					
SmCpGrInstl	SB	33.95	+.1	+8.7	+11.9/B
Boston Partners					
LSEqInstl	LO	20.87	-1.3	-6.3	+7.8/A
SmCpValIIInstl	SV	27.44	...	+4.5	+10.8/C
SmCpValIIInv b	SV	26.24	-.1	+4.3	+10.5/C
Boston Trust					
AsstMgmt	AL	48.63	+2.3	+3.7	+9.8/A
Eq	LB	24.77	+3.0	+4.8	+12.0/B
Bragg Capital Trust					
QueensRdSmCpVal	SV	28.15	+.7	+3.7	+8.4/E
Brandes					
IntlEqI	FV	18.03	+.9	+2.5	+5.2/B
Bridges					
Invm	LG	66.82	+3.1	+10.5	+11.4/D
Bridgeway					
AggresivInvs1	MB	74.76	-2.1	-.8	+8.8/C
BlueChip35Idx	LB	15.30	+3.5	+5.0	+12.1/B
SmCpGr	SG	30.62	-1.8	+10.7	+13.1/B
SmCpVal	SV	29.71	-1.6	+12.0	+11.9/B
UltraSmCo	SV	33.32	+3.0	+10.2	+6.6/E
UltraSmCoMkt d	SB	15.79	-2.0	+10.7	+12.7/B
Bright Rock					
MidCpGrInstl	MG	18.23	+.9	+5.9	+13.4/B
QualLgCpInstl	LB	16.90	+2.2	+2.5	+9.2/E
Broadview					
Opp	SB	38.29	+1.3	+10.9	+9.7/D
Brookfield Investmen					
GlbLtdInfrasI	XO	12.52	+1.7	+.1	+3.2/E
GlbLtdInfrasY	XO	12.51	+1.7	+.1	+3.2/E
GlbLtdRlEsttI	GR	13.02	-1.0	-.5	+4.6/C
Brown Advisory					
FlexEqIns d	LG	22.95	+1.9	+10.5	+13.2/C
GrEqInstl d	LG	25.00	+2.8	+19.2	+14.5/B
GrEqInv d	LG	24.77	+2.8	+19.1	+14.3/B
IntermIncInv d	CI	10.34	+.1	-.9	+1.3/D
MryIndBdInv d	SI	10.51	+.3	+.6	+2.0/B
SmCpFdmtlValIns d	SB	29.51	-.4	+3.7	+11.2/C
SmCpGrInv d	SG	20.90	+.9	+12.5	+12.4/C
SmrstEmMktsIns d	EM	10.05	-1.5	-10.6	+3.3/E
Brown Cap Mgmt					
SmCoInv b	SG	109.22	+.5	+22.4	+20.1/A
Bruce					
Bruce	MA	530.43	+1.0	+1.0	+5.3/E
Buffalo					
Discv	MG	26.08	+.7	+7.7	+11.4/B
EmergOpps	SG	17.71	-.2	+13.4	+11.7/C
FlexInc	AL	15.70	+1.3	+2.5	+8.1/C
Gr	LG	33.59	+2.5	+15.3	+13.1/C
HY	HY	10.99	+.4	+.5	+3.5/E
LgCp	LG	32.10	+2.5	+10.6	+13.7/C
MidCp	MG	14.87	+.3	+9.3	+6.6/E
SmCp	SG	17.34	-.4	+18.3	+13.4/B
CG Capital Markets					
CorFI	CI	7.86	+.4	-1.7	+1.7/C
EmMktsEqInvms	EM	14.96	-.1	-7.8	+9.2/A
IntlEq	FB	12.82	+.2	-1.2	+5.7/B
IntlFI	IB	7.88	+.3	+1.9	+3.9/A
LgCpEq	LG	20.71	+1.8	+6.6	+10.1/E
MuniBdInvms	ML	9.15	+.2	-.8	+1.9/E
SmMidCpEq	SG	22.24	+.3	+7.1	+5.9/E
CGM					
Foc	LB	46.69	+3.3	-12.5	+2.6/E
Mut	AL	29.70	+3.4	-4.2	+4.1/E
Rlty	MB	29.31	+.1	-8.8	+5.8/E
CIBC					
AtDipEqInstl	LB	21.06	+3.1	+9.9	+12.4/B
CM					
AdvsFI	CS	11.10	-.1	-.4	+2.4/A
CRM					
MidCpValInstl	MB	24.04	+2.2	+10.3	+13.0/A
SmCpValInstl	SB	20.26	+.7	+2.4	+12.3/B
SmCpValInv	SB	17.57	+.7	+2.3	+12.1/B
Calamos					
CnvrtA m	CV	18.75	-1.0	+6.9	+6.7/D
CnvrtC m	CV	18.56	-1.1	+6.4	+5.9/D
CnvrtInstl	CV	16.81	-1.0	+7.0	+7.0/C
EvolvingWldGrI	EM	14.42	-1.6	-5.9	+4.3/E
GlbGrIncA m	IH	9.65	+.1	+2.1	+6.3/A
GlbGrIncC m	IH	8.57	+.1	+1.7	+5.5/B
GlbGrIncI	IH	9.93	+.2	+2.3	+6.6/A
GrA m	LG	36.01	+2.4	+10.9	+9.6/E
GrC m	LG	22.87	+2.4	+10.4	+8.8/E
GrIncA m	AL	33.90	+2.0	+6.3	+9.6/A
GrIncC m	AL	34.07	+1.9	+5.9	+8.7/B
GrIncInstl	AL	32.59	+2.0	+6.5	+9.8/A
GrInstl	LG	47.22	+2.5	+11.1	+9.9/E
IntlGrA m	FG	20.92	-1.3	-2.2	+6.6/C
IntlGrInstl	FG	21.42	-1.2	-2.1	+6.9/C
MktNetrlIncA m	NE	13.55	+.6	+2.8	+3.8/A
MktNetrlIncC m	NE	13.76	+.5	+2.3	+3.1/B
MktNetrlIncIns	NE	13.39	+.6	+2.9	+4.1/A
Calvert					
BalA m	MA	32.58	+1.5	+3.5	+5.9
BalC m	MA	31.54	+1.4	+3.0	+5.0
BdA m	CI	15.76	+.2	-1.2	+2.2/A
EqA m	LG	47.06	+2.7	+9.7	+11.9/D
EqC m	LG	27.59	+2.6	+9.3	+11.1/E
IncA m	TW	15.96	+.6	-2.4	+2.9/C
IntlEqA m	FB	17.56	+1.0	-.2	+2.4/E
MdCpA m	MB	33.89	+.9	+7.5	+5.0/E
RspMuniIncA m	MI	15.67	+.3	-.3	+2.3/B
ShrtDurIncA m	CS	15.86	+.3	+.1	+1.6/A
USLCCrRspnbIdxA m	LB	23.57	+2.2	+6.0	+11.2/C
Cambiar					
GlblUltrFcsInv d	WS	19.95	-.6	+.6	+2.9/E

Continued on **next page**

Continued from **previous page**

Mutual Funds

Name	Obj	NAV	4-wk Rtn	YTD Rtn	3-yr Rtn/Rk
IntlEqInv d	FB	27.72	-.1	-2.5	+3.8/D
OppInstl	LV	24.01	+1.1	+1.1	+8.8/D
OppInv	LV	24.07	+1.0	+.9	+8.5/D
SmCpInstl d	SB	20.67	-.6	+5.9	+5.3/E
SmCpInv d	SB	20.20	-.6	+5.9	+5.2/E
Carillon					
ClVtCptlApprA m	LG	45.85	+1.8	+9.2	+14.5/B
EagleGrIncA m	LV	21.29	+2.3	+2.3	+11.4/A
EagleGrIncC m	LV	20.39	+2.2	+1.8	+10.6/B
EglMidCpGrA m	MG	61.51	+1.0	+11.5	+13.6/B
EglMidCpGrC m	MG	48.92	+.9	+11.1	+12.8/B
EglSmCpGrA m	SG	65.89	+.4	+10.6	+10.9/D
EglSmCpGrC m	SG	48.71	+.4	+10.1	+10.1/D
ReamsCore+BdI	CI	30.88	...	-1.8	+1.5/C
ReamsCoreBdI	CI	11.17	...	-1.1	+1.7/C
ReamsUnconsBdI	NT	11.57	...	-1.0	+1.9/D
ReamsUnconsBdY b	NT	11.62	-.1	-1.2	+1.6/D
ScoutIntlI	FB	21.36	+1.6	-.5	+6.7/A
ScoutMdCpI	MB	19.76	-.2	+3.9	+14.3/A
ScoutSmCpI	SG	29.16	+1.1	+12.3	+16.5/A
Causeway					
IntlValInstl d	FV	16.59	+.1	-4.2	+4.2/B
IntlValInv d	FV	16.45	...	-4.4	+4.0/C
Center Coast Capital					
BrkfldMLPFocA m	LP	7.06	+2.8	+2.3	-2.1/B
BrkfldMLPFocC m	LP	6.49	+2.6	+1.7	-2.8/B
Champlain					
SmCoAdv b	SG	23.09	-.2	+16.0	+16.6/A
City National Rochda					
CorpBdServicing	CS	10.19	+.3	-.6	+1.0/C
DivIncN b	LV	38.90	+1.6	-2.0	+7.4/E
ClearBridge					
AggresivGrA m	LG	221.53	+.5	+8.9	+8.2/E
AggresivGrC m	LG	177.21	+.4	+8.5	+7.4/E
AggresivGrI	LG	244.66	+.5	+9.1	+8.5/E
AggresivGrIS	LG	247.30	+.5	+9.1	+8.6/E
AllCpValA m	LV	14.65	+1.9	+.8	+9.6/C
AllCpValC m	LV	12.61	+1.8	+.4	+8.9/C
ApprecA m	LB	24.81	+3.1	+5.1	+10.9/C
ApprecC m	LB	23.86	+3.0	+4.7	+10.1/D
ApprecI	LB	24.68	+3.1	+5.3	+11.2/C
ApprecIS	LB	24.76	+3.1	+5.4	+11.3/C
CBIntlSmCpI	FA	18.01	-1.9	-5.8	+5.2/D
DivStrat1	LB	23.76	+2.6	+1.8	+11.6/B
DivStratA m	LB	23.74	+2.5	+1.6	+11.3/C
DivStratC m	LB	23.40	+2.5	+1.2	+10.5/D
DivStratI	LB	24.36	+2.6	+1.7	+11.6/B
IntlGrC m	FG	42.45	-.1	+5.9	+9.3/B
IntlGrI	FG	49.01	...	+6.5	+10.4/A
IntlValA m	FV	11.11	-.3	-6.0	+3.7/C
IntlValIS	FV	11.18	-.2	-5.7	+4.2/B
LgCpGrA m	LG	45.85	+3.5	+12.8	+15.3/B
LgCpGrC m	LG	36.87	+3.5	+12.4	+14.5/B
LgCpGrI	LG	50.84	+3.6	+13.0	+15.6/A
LgCpValA m	LV	33.13	+1.1	+.4	+7.7/D
LgCpValC m	LV	32.17	+1.1	...	+6.9/E
LgCpValI	LV	33.07	+1.1	+.6	+8.0/D
MidCpA m	MB	34.02	+.4	+1.8	+6.9/D
MidCpC m	MB	27.16	+.4	+1.4	+6.2/E
MidCpI	MB	37.79	+.5	+2.0	+7.3/D
MidCpIS	MB	38.13	+.5	+2.0	+7.4/D
SmCpC m	SG	41.12	...	+6.8	+12.3/C
SmCpGrA m	SG	40.21	+.1	+22.6	+15.9/A
SmCpGrI	SG	42.89	+.1	+22.8	+16.3/A
SmCpGrIS	SG	43.32	+.1	+22.9	+16.4/A
SmCpGrR b	SG	39.22	+.1	+22.4	+15.6/A
SmCpI	SG	65.07	...	+7.4	+13.5/B
SmCpValA m	SV	20.32	-2.5	+2.1	+9.1/D
TactDivIncA m	MV	16.59	+2.4	+1.1	+3.2/E
TactDivIncC m	MV	15.76	+2.4	+.8	+2.4/E
TactDivIncI	MV	16.72	+2.5	+1.3	+3.4/E
ValTrustC m	LB	81.14	+1.7	+1.5	+7.3/E
ValTrustI	LB	97.54	+1.8	+2.0	+8.3/E
Clermont					
CLSGrandIncN	CA	11.36	+.2	...	+5.2/B
Clipper					
Clipper	LB	123.83	+3.2	+6.9	+13.0/A
Cohen & Steers					
DivVal,IncInstl	LB	14.33	+2.6	+1.8	+10.3/D
GlbInfras,IncI	XO	18.51	+2.0	-1.1	+6.1/B
GlbRltys,IncA m	GR	52.39	-.6	-.4	+5.4/B
GlbRltys,IncI	GR	52.64	-.6	-.3	+5.8/B
InstlRltys	SR	42.46	...	+.5	+6.5/A
IntlRltyA m	GR	11.92	-.2	+.7	+5.9/B
IntlRltyI	GR	11.99	-.2	+.9	+6.2/A
PrfrdScInc,IncA m	RR	13.52	+.4	-1.9	+5.1/B
PrfrdScInc,IncC m	RR	13.43	+.3	-2.3	+4.4/D
PrfrdScInc,IncI	RR	13.55	+.5	-1.7	+5.4/B
RlEsttSecIncA m	SR	14.60	...	-.1	+7.4/A
RlEsttSecIncC m	SR	13.22	...	-.4	+6.7/A
RlEsttSecIncIns	SR	15.38	...	+.1	+7.7/A
Rltys	SR	63.00	...	+.4	+6.3/A
Colorado BondShares					
ATxEx f	SI	9.10	+.4	+3.0	+4.7/A
Columbia					
AMTFrCAIMBIns	MF	10.27	+.3	+.1	+2.4/B
AMTFrCTIMBIns	SI	10.34	+.4	+.1	+1.5/D
AMTFrIMBA m	MI	10.30	+.4	-.4	+1.9/D
AMTFrIMBIns	MI	10.30	+.4	-.2	+2.1/C
AMTFrMAIMBIns	MT	10.36	+.4	-.2	+1.6/D
AMTFrNYIMBIns	MN	11.67	+.3	...	+2.0/B
AMTFrORIMBIns	SI	12.15	+.4	-.1	+1.8/B
AMTFrSCIMBIns	SI	10.00	+.4	-.3	+1.9/B
AcornA m	MG	14.11	+1.1	+14.3	+14.0/A
AcornC m	MG	6.95	+1.0	+13.9	+13.2/B
AcornIns	MG	16.91	+1.1	+14.4	+14.3/A
AcornIntSelIns	FG	30.58	+1.2	+4.5	+11.9/A
AcornIntlA m	FR	45.69	-.3	+1.6	+7.5/E
AcornIntlC m	FR	43.53	-.3	+1.2	+6.7/E
AcornIntlIns	FR	45.82	-.2	+1.8	+7.8/D
AcornSelA m	MG	14.84	+.6	+9.7	+14.0/A
AcornSelIns	MG	16.95	+.7	+10.0	+14.3/A
AcornUSAA m	SG	14.42	+1.1	+19.4	+14.7/A
AcornUSAIns	SG	17.65	+1.1	+19.5	+15.0/A
BalA m	MA	41.85	+1.9	+1.6	+6.9/C
BalIns	MA	41.78	+2.0	+1.8	+7.2/B
BdA m	CI	8.27	+.3	-1.8	+1.8/B
BdIns	CI	8.26	+.2	-1.8	+2.0/B
ContrCoreA m	LB	26.60	+2.9	+3.5	+10.5/D
ContrCoreIns	LB	26.81	+2.9	+3.7	+10.8/C
ContrCoreV f	LB	26.34	+2.9	+3.5	+10.5/D
ContrEurpA m	ES	7.34	+.1	+.3	+3.2/D
ConvrtSecsA m	CV	21.02	-.6	+6.6	+8.3/B
ConvrtSecsIns	CV	21.06	-.5	+6.7	+8.6/B
CorpIncA m	TW	9.86	+1.0	-2.8	+2.8/C
CorpIncIns	TW	9.86	+1.0	-2.6	+3.0/C
CptAllcAgrA m	AL	13.13	+1.1	+2.8	+9.1/A
CptAllcAgrC m	AL	12.76	+1.0	+2.3	+8.2/B
CptAllcCnsA m	XY	10.03	+.5	-.4	+3.3/D
CptAllcMdAgA m	MA	12.65	+.9	+2.2	+7.8/A
CptAllcMdAgC m	MA	12.67	+.8	+1.7	+7.0/B
CptAllcMdAgIns	MA	12.62	+.9	+2.3	+8.1/A
CptAllcMdCnsA m	CA	10.87	+.6	+.6	+4.8/C
CptAllcModA m	CA	11.36	+.8	+1.4	+6.5/A
CptAllcModC m	CA	11.26	+.7	+.9	+5.6/B
DiscpCoreA m	LB	12.78	+2.1	+7.0	+12.1/B
DiscpSmCoreV f	SB	7.41	-.8	+6.5	+7.9/E
DivIncA m	LV	22.27	+2.6	+1.9	+11.8/A
DivIncC m	LV	21.58	+2.6	+1.5	+11.0/A
DivIncIns	LV	22.29	+2.6	+2.0	+12.1/A
DivIncV f	LV	22.28	+2.6	+1.9	+11.8/A
DivOppA m	LV	9.68	+1.4	+1.5	+9.4/C
DivOppC m	LV	9.47	+1.3	+1.0	+8.6/D
EmMktsIns	EM	12.87	-1.1	-6.8	+9.3/A
FltRtA m	BL	9.15	+.6	+3.0	+4.3/B
GlEngNatResA m	SN	20.47	+.4	+3.5	+8.4/B
GlEngNatResI	SN	20.74	+.5	+3.6	+8.7/A
GlbDivOppA m	WS	18.80	+1.3	-2.1	+5.7/E
GlbDivOppIns	WS	18.86	+1.3	-1.9	+5.9/E
GlbEqValA m	WS	13.75	+1.2	+.3	+7.1/D
GlbOppsA m	IH	13.82	-.1	+.7	+6.7/A
GlbStratEqA m	WS	15.52	+.8	+2.9	+9.7/B
GlbStratEqC m	WS	13.23	+.8	+2.5	+8.9/C
GlbTechGrA m	ST	35.25	+1.5	+16.6	+24.2/B
GlbTechGrC m	ST	31.64	+1.4	+16.1	+23.2/B
GlbTechGrIns	ST	36.63	+1.5	+16.8	+24.5/A
GrtrChinaA m	CH	50.94	-4.2	-.4	+10.9/B
HYBdA m	HY	2.85	-.3	-1.3	+4.0/D
HYBdC m	HY	2.84	...	-1.4	+3.4/E
HYMuniA m	HM	10.55	+.5	+1.8	+4.1/C
HYMuniIns	HM	10.55	+.5	+1.9	+4.4/C
IncBuilderA m	XY	11.79	+.5	+.7	+5.0/A
IncOppsA m	HY	9.56	...	-1.3	+3.8/E
LgCpEnhCoreA b	LB	25.17	+2.4	+6.6	+12.5/B
LgCpEnhCoreIns	LB	25.13	+2.4	+6.8	+12.8/A
LgCpGrA m	LG	44.70	+2.7	+12.6	+12.3/D
LgCpGrC m	LG	37.41	+2.6	+12.1	+11.5/D
LgCpGrIIIA m	LG	18.91	+2.7	+12.5	+11.9/D
LgCpGrIIIC m	LG	13.31	+2.6	+12.0	+11.1/E
LgCpGrIIIIns	LG	20.41	+2.7	+12.6	+12.2/D
LgCpGrIns	LG	46.43	+2.7	+12.8	+12.6/D
LgCpGrV f	LG	44.31	+2.7	+12.6	+12.3/D
LgCpIdxA b	LB	51.21	+2.5	+6.3	+12.5/B
LgCpIdxIns	LB	51.52	+2.5	+6.5	+12.8/A
LgCpValA m	LV	14.35	+1.8	-.8	+8.9/C
LmtDurCrdtA m	CS	9.65	+.2	-.7	+1.7/A
MNTxExmptA m	SM	5.38	+.3	-.4	+2.4/B
MidCapGrA m	MG	28.11	+1.1	+10.4	+10.2/C
MidCapGrIns	MG	30.02	+1.1	+10.6	+10.5/C
MidCapIdxA b	MB	17.22	-.3	+4.8	+11.6/A
MidCapIdxIns	MB	17.16	-.2	+5.0	+11.9/A
Pac/AsIns	DP	10.79	-1.4	-2.2	+10.4/B
QualityIncA m	CI	5.31	+.2	-.6	+1.4/C
RlEstateEqA m	SR	13.26	-.1	-.7	+5.0/C
RlEstateEqIns	SR	13.29	-.1	-.6	+5.3/C
S/MCpValA m	SV	10.42	-1.0	+2.8	+7.8/E
STBdA m	CS	9.88	+.2	...	+.6/D
STBdIns	CS	9.86	+.1	+.1	+.8/D
STBdIns3	CS	9.86	+.2	+.1	+1.0/C
STMuniBdA m	MS	10.31	+.2	+.7	+.6/D
STMuniBdIns	MS	10.31	+.2	+.8	+.9/C
SelGlbEqA m	WS	14.05	+1.5	+9.0	+11.7/A
SelIntlEqA m	FG	14.63	+.7	+.6	+3.7/E
SelIntlEqIns	FG	14.94	+.7	+.7	+3.9/E
SelLgCpEqA m	LB	14.82	+2.8	+6.0	+12.4/B
SelLgCpEqIns	LB	14.72	+2.9	+6.1	+12.7/A
SelLgCpGrA m	LG	17.20	+2.4	+16.0	+11.1/E
SelLgCpGrIns	LG	17.78	+2.4	+16.2	+11.3/D
SelLgCpValA m	LV	26.36	+1.7	+.5	+11.3/A
SelLgCpValC m	LV	24.10	+1.6	...	+10.5/B
SelM/CValA m	MV	12.92	+.2	+.4	+7.6/D
SelM/CValC m	MV	11.91	+.1	...	+6.8/D
SelM/CValInstl	MV	12.96	+.2	+.6	+7.9/D
SelSmlrCpValA m	SB	18.86	+1.3	+4.5	+7.5/E
SlgCmsInfoA m	ST	77.01	-.4	+8.8	+20.0/C
SlgCmsInfoC m	ST	53.08	-.4	+8.3	+19.1/D
SlgGlbTechA m	ST	42.54	-.7	+8.2	+20.1/C
SlgGlbTechC m	ST	32.82	-.8	+7.7	+19.2/D
SmCpGrIA m	SG	20.40	-.3	+12.0	+13.9/B
SmCpGrIIns	SG	21.67	-.2	+12.2	+14.2/B
SmCpIdxA b	SB	27.30	+.4	+12.2	+15.3/A
SmCpIdxIns	SB	27.48	+.4	+12.4	+15.6/A
SmCpValIA m	SV	42.87	-.9	+4.8	+14.5/A
SmCpValIIA m	SV	18.00	-.4	+4.2	+10.5/C
SmCpValIIIns	SV	18.30	-.4	+4.4	+10.8/C
SmCpValIIns	SV	47.78	-.8	+5.0	+14.8/A
StratIncA m	NT	5.91	+.6	-.2	+3.5/B
StratIncC m	NT	5.90	+.4	-.9	+2.7/C
StratIncIns	NT	5.81	+.5	-.3	+3.8/A
StratMuniIncA m	ML	4.00	+.3	+.4	+3.8/A
StrtCAMuIncA m	MC	7.54	+.2	-.1	+2.8/C
StrtCAMuIncInst	MC	7.55	+.3	+.2	+3.1/C
StrtNYMuIncA m	MY	7.30	+.4	-.2	+2.7/C
ThermostatA m	XY	14.58	+.6	+1.1	+3.2/D
ThermostatC m	XY	14.62	+.5	+.6	+2.4/E
ThermostatIns	XY	14.39	+.6	+1.1	+3.5/C
TtlRetBdA m	CI	8.85	+.4	-.9	+2.2/A
TtlRetBdIns	CI	8.85	+.3	-.8	+2.5/A
TxExmptA m	ML	13.37	+.4	+.2	+2.9/C
TxExmptC m	ML	13.36	+.3	-.3	+2.2/E
TxExmptIns	ML	13.37	+.3	+.3	+3.1/B
USTrsIdxIns	GI	10.75	-.1	-1.6	+.5/C
Commerce					
Bd	CI	19.33	+.3	-1.6	+2.1/B
Gr	LG	35.76	+3.1	+9.8	+15.6/A
KansasTFIntrmBd	SI	19.06	+.3	-.4	+1.7/C
MidCpGr	MG	42.30	+1.6	+7.1	+12.9/B
MssrTFIntrmBd	SI	19.16	+.3	-.4	+2.0/B
NtnlTFIntrmBd	MI	19.26	+.3	-.5	+2.2/C
ShrtTrmGovt	GS	16.79	...	-.3	+.4/B
Val	LV	31.51	+3.0	+2.0	+11.8/A
Community Reinvest					
QlfdInvm b	GI	10.28	+.1	-1.4	+.7/B
Convergence					
CorPlusInstl	LB	20.13	+2.2	+7.5	+12.1/B
Copeland Capital Man					
RkMgdDivGrl d	LB	14.88	+1.2	+7.9	+7.5/E
Copley					
Copley d	LV	103.27	+3.7	+16.8	+15.1/A
Credit Suisse					
CmdtyRetStratA m	BB	4.70	-3.6	-4.0	-2.7/D
CmdtyRetStratI	BB	4.80	-3.6	-4.0	-2.5/D
FltngRtHiIncA m	BL	6.86	+.3	+1.9	+4.1/B
FltngRtHiIncC m	BL	6.88	+.3	+1.5	+3.4/D
Crossmark Steward					
S/MCpEnhIdxA b	SB	16.98	-.5	+7.3	+12.4/B
Cullen					
HiDivEqInstl d	LV	18.35	+3.2	+.8	+10.3/B
HiDivEqRetail m	LV	18.34	+3.2	+.7	+10.0/B
Cutler					
Eq	LV	20.47	+1.9	-.2	+10.7/B
DFA					
AsiaPacSmCoIns	PJ	23.38	-1.4	-2.1	+10.0/B
CAInTmMnBdIns	MF	10.47	+.4	+.6	+1.5/D
CASTMnBdIns	SS	10.28	+.2	+.8	+.8/C
CSTGEIntlScCrEq	FV	9.91	-.1	-2.4	+7.2/A
CSTGEUSSclCrEq2	MB	18.31	+1.1	+4.8	+12.8/A
CntnntlSmCIns	ES	27.82	...	-1.2	+11.5/A
EMktCorEqI	EM	21.53	-.1	-6.8	+8.1/B
EMktSCInstl	EM	21.97	-2.0	-8.0	+7.7/C
EmMktsII	EM	27.54	+.8	-5.5	+8.8/B
EmMktsInstl	EM	28.67	+.7	-5.5	+8.6/B
EmMktsSocialCor	EM	13.89	...	-6.4	+8.8/B
EmMktsValInstl	EM	29.58	+.4	-5.3	+9.6/A
EnhUSLgCoInstl	LB	13.58	+2.4	+5.6	+12.5/B
FvYrGlbFIIns	IB	10.90	+.1	+.3	+1.5/E
GlbAllc2575Ins	XY	13.52	+.2	+.8	+3.7/B
GlbAllc6040Ins	MA	18.28	+.6	+1.6	+7.2/B
GlbEqInstl	WS	23.70	+.8	+2.6	+10.6/A
GlbRlEsttSec	GR	10.95	-.1	...	+5.9/A
InflProtSecIns	IP	11.51	-.4	-1.0	+1.6/B
IntlCorEqIns	FB	14.11	-.1	-1.8	+7.7/A
IntlLgCpGr	FG	13.20	+1.1	+1.5	+6.7/C
IntlRlEsttScIns	GR	5.17	+.2	-.6	+4.7/C
IntlSclCrEqInst	FV	13.59	-.2	-1.7	+7.9/A
IntlSmCoInstl	FQ	20.80	-1.2	-2.0	+9.8/A
IntlSmCpGr	FR	15.77	-1.5	+.2	+10.8/B
IntlSmCpValIns	FA	21.76	-1.0	-5.3	+8.0/B
IntlSstnbtyCor1	FB	10.81	+.3	-.9	+6.9/A
IntlValIII	FV	16.55	+.4	-2.8	+6.1/A
IntlValInstl	FV	19.53	+.4	-2.9	+5.9/A
IntlVctrEqIns	FA	13.15	-.5	-2.3	+8.4/B
ItmGovtFIIns	GI	11.98	-.1	-2.0	+.6/B
ItmTExtnddQlIns	TW	10.29	+.6	-3.1	+2.3/D
ItmTMnBdIns	MI	10.06	+.4	+.3	+1.3/E
JapaneseSmCoIns	JS	28.14	-2.5	-3.4	+13.1/A
LgCpIntlInstl	FB	23.44	+.7	-.5	+6.0/B
OneYearFIInstl	UB	10.26	+.2	+.7	+.8/D
RlEsttSecInstl	SR	34.73	-.3	...	+6.4/A
STGovtInstl	GS	10.40	+.1	-.5	+.3/C
STMuniBdInstl	MS	10.15	+.2	+.8	+.8/C
ShTrmExQtyI	CS	10.70	+.2	+.1	+1.4/B
SlvLyHdgGlEqIns	WS	16.90	+.7	+1.5	+9.8/B
SlvlyHdgGlFIIns	IB	9.56	+.2	+.6	+2.1/C
TAUSCorEq2Instl	MB	18.98	+1.1	+5.3	+11.9/A
TAWexUSCrEqIns	FB	11.35	-.4	-3.1	+7.7/A
TMdIntlVal	FV	16.07	+.4	-2.9	+5.9/A
TMdUSEq	LB	30.85	+2.2	+6.9	+12.8/A
TMdUSMktwdVl	LV	31.16	+1.0	+1.7	+10.2/B
TMdUSMktwdVlII	LV	29.04	+1.0	+1.8	+10.3/B
TMdUSSmCp	SB	47.23	-.1	+7.5	+12.4/B
TMdUSTrgtedVal	SV	39.19	-.4	+4.8	+11.1/C
TwYrGlbFIIns	IB	9.92	+.2	+.6	+.8/E
TwoYrFIInstl	CS	9.91	+.2	+.5	+.8/D
TwoYrGovtInstl	GS	9.73	+.1	+.3	+.4/B
USCorEq1Instl	LB	24.09	+1.5	+6.4	+12.7/A
USCorEqIIInstl	MB	22.56	+1.1	+5.2	+12.0/A
USLgCo	LB	21.91	+2.5	+6.6	+13.0/A
USLgCpGrInstl	LG	20.62	+2.7	+8.4	+14.2/B
USLgCpValII	LV	18.71	+1.2	+1.0	+11.5/A
USLgCpValIII	LV	27.00	+1.1	+1.0	+11.5/A
USLgCpValInstl	LV	39.10	+1.1	+.9	+11.3/A
USMicroCpInstl	SB	24.14	-.2	+9.8	+13.8/A
USSmCpGrInstl	SG	19.92	+.2	+7.1	+11.2/D
USSmCpInstl	SB	38.57	-.2	+7.7	+12.3/B
USSmCpValInstl	SV	40.44	-1.0	+6.9	+11.4/B
USSocialCorEq2	MB	16.89	+1.0	+5.5	+12.3/A
USSstnbtyCor1	LB	22.54	+1.6	+7.3	+13.0/A
USTrgtedValIns	SV	26.16	-.7	+5.5	+11.5/B
USTrgtedValR1	SV	26.15	-.7	+5.5	+11.4/B
USVectorEqInstl	MV	20.01	+.3	+4.9	+11.3/A
WlexUSGovFIIns	IB	10.43	+.2	+1.6	+3.6/A
WlexUSTrgVlIns	FA	14.19	-1.6	-5.9	+8.7/B
WlexUSVlPrtIns	FV	12.32	+.2	-3.9	+6.9/A
DFDent					
PremGrInv	MG	33.65	+2.4	+15.9	+15.0/A
Davenport					
Cor	LG	23.58	+2.1	+5.3	+9.9/E
EqOpps	MG	18.41	+.6	+1.9	+5.7/E
ValInc	LV	16.91	+1.7	-.6	+8.9/C
Davis					
ApprecIncA m	AL	41.51	+2.3	+4.7	+7.3/D
ApprecIncY	AL	41.71	+2.3	+4.9	+7.6/D
FinclA m	SF	53.21	+2.6	+2.4	+10.3/B
FinclC m	SF	44.15	+2.5	+2.0	+9.5/C
NYVentureA m	LB	32.85	+3.0	+6.5	+12.5/B
NYVentureC m	LB	29.51	+2.9	+6.0	+11.7/B
NYVentureY	LB	33.65	+3.0	+6.6	+12.8/A
OppA m	LG	39.30	+3.0	+6.2	+14.5/B
OppC m	LG	32.10	+3.0	+5.7	+13.6/C
RlEsttA m	SR	39.71	-1.3	+.6	+7.5/A
RlEsttY	SR	40.27	-1.3	+.8	+7.7/A
Delaware Inv					
CorpBdA m	TW	5.60	+.9	-3.1	+2.4/D
CorpBdInstl	TW	5.60	+.9	-3.0	+2.7/D
DiversIncA m	CI	8.36	+.1	-2.2	+1.7/C
EmMktsA m	EM	18.87	-.6	-6.4	+13.4/A
ExtnddDrBdA m	TW	6.24	+1.1	-6.1	+3.6/B
ExtnddDrBdInstl	TW	6.23	+1.2	-6.0	+3.8/A
HYOppsA m	HY	3.70	-.1	-.9	+3.6/E
IntlValEqA m	FV	14.86	+.3	-4.9	+4.8/B
IntlValEqInstl	FV	14.93	+.4	-4.8	+5.1/B
LtdTrmDvrsIncA m	CS	8.27	...	-.8	+1.2/B
MnstHYMnBdA m	SM	10.67	+.2	-.1	+2.6/B
NtnlHYMnBdA m	HM	11.03	+.5	+1.6	+4.9/B
REITA m	SR	10.99	-1.1	-2.3	+3.0/E
SelGrA m	LG	43.05	+2.8	+14.0	+8.7/E
SelGrInstl	LG	46.91	+2.8	+14.1	+9.0/E
SmCpValA m	SV	68.03	-.5	+3.2	+13.1/A
SmCpValC m	SV	56.24	-.5	+2.7	+12.3/B
SmidCpGrA m	SG	26.28	-1.1	+19.9	+15.2/A
TFArizonaA m	SL	11.25	+.2	+.1	+2.7/A
TFCaliforniaA m	MC	12.00	+.3	...	+3.2/B
TFColoradoA m	SL	11.06	+.3	...	+3.0/A
TFIdahoA m	SL	11.22	+.3	-.1	+2.3/B
TFMnnstA m	SM	12.18	+.3	-.1	+2.2/B
TFMnnstIntrmA m	SM	10.85	+.3	-.2	+1.9/C
TFPnsylvnA m	MP	7.95	+.3	+.1	+2.7/B
TFUSAA m	ML	11.50	+.6	+.6	+3.1/C
TFUSAIntermA m	MI	11.81	+.6	+.5	+2.3/B
USGrA m	LG	26.40	+3.0	+11.4	+9.6/E
USGrInstl	LG	28.80	+3.0	+11.5	+9.8/E
ValInstl	LV	22.19	+1.1	+4.2	+10.8/B
WlthBldrA m	MA	14.40	+.7	-.6	+5.2/E
Deutsche					
CATxFrIncA m	MC	7.43	+.4	-.2	+2.3/E
CATxFrIncS	MC	7.41	+.3	-.1	+2.5/D
CROCIEqDivA m	LV	58.03	+3.1	+1.9	+11.1/A
CROCIEqDivC m	LV	57.85	+3.0	+1.4	+10.3/B
CROCIIntlA m	FB	47.42	+.1	-2.4	+2.4/E
CROCIIntlS	FB	47.65	+.2	-2.3	+2.6/E
CmnctnsA m	SC	26.03	+1.0	-3.1	+3.8/D
CorEqA m	LB	29.07	+2.2	+6.9	+11.9/B
CorEqS	LB	29.37	+2.2	+7.0	+12.2/B
CptlGrA m	LG	86.58	+2.9	+12.4	+13.3/C
CptlGrS	LG	87.51	+2.9	+12.6	+13.6/C
EAFEEqIdxInstl	FB	6.50	+.8	-.8	+5.2/B
EmMktFixIncS	EB	8.92	NA	NA	NA/E
EmMktsEqS	EM	19.81	+.4	-4.1	+8.5/B
Eq500IdxInstl	LB	231.71	+2.5	+6.5	+12.7/A
Eq500IdxS	LB	228.61	+2.5	+6.4	+12.7/A
GNMAS	GI	13.30	+.2	-.9	+.7/B
GlbHiIncInstl	HY	6.69	+.1	+.3	+5.7/A
GlbIncBldrA m	IH	9.40	+1.2	-.2	+6.7/A
GlbSmCpA m	SW	37.55	-1.8	+1.5	+5.0/E
GlbSmCpS	SW	39.76	-1.7	+1.6	+5.2/E
HiCoGlBdS	IB	8.92	...	-2.7	+2.4/C
HiIncA m	HY	4.63	...	+.3	+5.0/B
HiIncC m	HY	4.64	+.2	-.1	+4.2/D
HlthWllnssS	SH	41.05	+3.0	+9.2	+2.6/C
IntlGrS	FG	34.89	+.5	-.7	+5.5/D
IntrmTxAmtFrS	MI	11.59	+.3	-.2	+1.8/D
LgCpFocGrS	LG	49.93	+2.2	+11.1	+12.8/C
LtnAmrcEqS	LS	24.03	+8.5	-7.0	+9.4/A
MATxFrS	MT	14.01	+.2	-.7	+2.2/B
MgdMuniBdA m	ML	8.96	+.2	-.6	+2.4/D
MgdMuniBdS	ML	8.98	+.4	-.5	+2.6/D
MltAstGlbAllcS	IH	15.94	+.3	-1.2	+3.2/E
MltsecIncA m	MU	4.46	+.8	-1.7	+2.2/D
NYTxFrIncA m	MY	10.45	+.2	-.7	+2.2/D
NYTxFrIncS	MY	10.45	+.3	-.4	+2.5/C
RlEsttSecA m	SR	20.04	-1.0	-.4	+6.1/B
SP500IdxS	LB	32.20	+2.5	+6.4	+12.6/A
SciandTechA m	ST	25.54	+3.3	+19.2	+19.2/D
ShrtDurS	CS	8.56	+.3	+.3	+1.3/B
ShrtTrmMnBdIns	MS	10.01	+.3	+.8	+.9/C
SmCpCorS	SB	34.55	+.8	+11.0	+12.6/B
StratHYTxFrA m	HM	12.05	+.3	-.1	+3.3/E
StratHYTxFrS	HM	12.07	+.4	+.2	+3.6/D
TotRetBdA m	CI	10.34	+.4	-2.5	+1.7/C
TotRetBdS	CI	10.34	+.4	-2.4	+2.0/B
WldDivS	WS	30.49	-.3	+.3	+5.3/E
Diamond Hill					
AllCpSelI	LB	16.80	+1.0	+4.3	+7.8/E
CorpCrdtA m	HY	11.23	+.5	+1.9	+6.2/A
CorpCrdtI	HY	11.20	+.5	+2.1	+6.5/A
LgCpA m	LV	26.76	+2.8	+1.2	+10.4/B
LgCpC m	LV	25.26	+2.8	+.8	+9.5/C
LgCpI	LV	26.97	+2.8	+1.3	+10.7/B
LgCpY	LV	27.01	+2.9	+1.4	+10.8/B
LngShrtA m	LO	26.02	+1.9	+1.0	+4.8/C
LngShrtC m	LO	23.17	+1.8	+.6	+4.0/C
LngShrtI	LO	26.69	+1.9	+1.1	+5.1/C
SmCpA m	SV	36.35	-1.0	+2.0	+7.2/E
SmCpI	SV	36.95	-.9	+2.2	+7.6/E
SmCpY	SV	36.99	-.9	+2.3	+7.7/E
SmMidCpI	MV	23.11	-.6	+2.9	+8.8/C
Dodge & Cox					
Bal	MA	107.15	+1.2	+2.3	+8.8/A
GlbStk	WS	13.80	+1.4	-.4	+8.8/C
Inc	CI	13.41	+.5	-.9	+2.7/A
IntlStk	FB	44.21	+1.5	-4.6	+3.6/D
Stk	LV	209.09	+1.8	+4.6	+12.2/A
Dominion					
ImpactBdInv m	CI	10.92	+.1	-1.7	+2.0/B
ImpactEqInstl d	LB	24.15	+1.6	+3.1	+7.8/E
ImpactEqInv m	LB	24.15	+1.6	+2.9	+7.4/E
ImpactIntlEqInv m	FV	8.64	...	-3.0	+5.3/B
DoubleLine					
CorFII	CI	10.71	+.3	-.8	+2.3/A
CorFIN b	CI	10.70	+.3	-1.0	+2.1/B
EmMktsFII	EB	10.31	+1.1	-2.0	+4.4/C
EmMktsFIN b	EB	10.31	+1.0	-2.3	+4.2/C
FltngRtI d	BL	9.90	+.3	+2.0	+3.0
FltngRtN m	BL	9.92	+.3	+1.9	+2.7
LowDurBdI	CS	9.96	+.3	+.7	+2.0/A
LowDurBdN b	CS	9.95	+.2	+.5	+1.7/A
MltAsstGrA m	TV	9.39	+.3	-.1	+5.9
MltAsstGrI d	TV	9.43	+.3	...	+6.3
TtlRetBdI	CI	10.41	+.1	-.3	+2.1/B
TtlRetBdN b	CI	10.41	+.2	-.3	+1.9/B
Dreyfus					
AMTFMnBdA f	MI	13.87	+.4	-.1	+2.6/B
AMTFMnBdZ	MI	13.88	+.5	+.1	+2.9/A
ActvMidCpA f	MB	61.36	-.3	-.2	+7.2/D
ActvMidCpI	MB	61.56	-.2	-.1	+7.4/D
Apprec,IncInv	LB	37.04	+3.0	+5.2	+11.6/B
BalOppA f	MA	23.60	+1.4	+3.5	+7.6/B
BdMktIdxInv b	CI	9.98	+.2	-1.8	+1.1/D
BstnCoSmCpValI	SB	24.40	...	+9.0	+13.2/A
BstnCoSmMdCpGrI	MG	23.66	+.2	+20.1	+15.2/A
CAAMTFMnBdA f	MF	14.80	+.3	+.1	+2.5/B
CAAMTFMnBdZ	MF	14.80	+.3	+.2	+2.8/B
ConnecticutA f	SI	11.47	+.3	-.3	+1.8/B
CorEqA m	LB	18.73	+2.8	+5.1	+11.4/C
DiscpStk b	LB	39.11	+2.3	+7.1	+12.5/B
DynTtlRetA f	AM	15.77	+.4	-.2	+1.0/C
DynTtlRetC m	AM	14.62	+.3	-.7	+.3/C
DynTtlRetI	AM	16.21	+.4	-.1	+1.3/B
GrandInc	LG	23.02	+2.1	+9.0	+11.9/D
HYA m	HY	6.11	+.2	+.1	+4.3/C
HYI	HY	6.11	+.2	+.2	+4.6/C
HYMuniBdZ b	HM	12.47	+1.1	+3.1	+6.8/A
InCorpd	LG	12.27	+2.6	+7.6	+11.0/E
InsSP500StkIdxI	LB	56.71	+2.5	+6.5	+12.8/A
IntlBdA f	IB	15.37	+.1	-2.5	+2.4/C
IntlStkI	FG	19.09	+1.0	+2.1	+9.1/B
IntlStkIdxInv	FB	17.79	+.7	-.8	+4.9/C
IntrmMnBd	MI	13.41	+.4	-.2	+2.2/C
IntrmTrmIncA f	CI	12.83	+.4	-2.4	+.8/E
IntrmTrmIncI	CI	12.83	+.6	-2.2	+1.1/D
LgCpEqI	LG	22.96	+2.1	+8.1	+13.3/C
MassachusettsZ	MT	11.34	+.3	-.6	+2.0/B
MidCpIdxInvs	MB	39.03	-.3	+4.9	+11.6/A
MnBd	MI	11.59	+.4	...	+2.8/A
MnBdOppA f	MI	12.73	+.4	+.1	+2.7/B
MnBdOppZ	MI	12.73	+.4	+.1	+2.7/A
NJMnBd,IncA f	MJ	12.75	+.4	+.3	+3.0/C
NYAMTFMnBdA f	MN	14.63	+.4	-.5	+2.4/B
NYTxExBd	MN	14.58	+.4	-.2	+2.7/A
NatrlResA f	SN	32.76	-1.2	+2.2	+7.9/B
OppcMidCpValA f	MB	34.59	-.3	+3.5	+8.3/D
OppcSmCpInv	SG	39.40	-1.2	+7.3	+12.6/C
PennsylvaniaA f	MP	15.95	+.4	-.3	+3.0/A
RsrchGr,IncZ	LG	16.78	+2.8	+15.1	+13.4/C
SP500Idx	LB	57.45	+2.5	+6.3	+12.4/B
ShrtIntermMnBdD b	MS	12.83	+.3	+.8	+.6/D
ShrtTrmIncD	CS	10.09	+.3	-.7	+.4/E
SmCpStkIdxInvs	SB	35.36	+.4	+12.2	+15.2/A
StandishGlbFII	IB	21.29	+.7	-.3	+1.9/D
StratValA f	LV	40.93	+1.3	+2.1	+10.2/B
StratValI	LV	41.07	+1.3	+2.3	+10.5/B
StructMidCpA f	MB	31.21	...	-.7	+8.7/C
StructMidCpI	MB	31.90	...	-.5	+9.0/C
SustUSEqZ	LB	11.75	+2.3	+3.7	+8.7/E
T/STtlRetBdI	MI	22.65	+.4	-.1	+2.2/C
TechGrA f	ST	57.33	+.8	+17.0	+19.8/D
TxMgdGrA m	LB	30.58	+2.9	+4.4	+10.6/C
USMortgZ b	GI	14.46	+.1	-1.2	+.5/C
UltraShrtIncZ	UB	10.07	+.2	+.9	+.5/E
WldwideGrA f	WS	55.04	+2.8	+3.0	+10.2/B
Driehaus					
ActvInc	XS	9.72	+.1	+1.5	+1.7/D
EmMktsGrInv d	EM	37.84	-.1	-4.5	+8.6/B
sEvnDrv	AM	11.16	-2.5	+3.4	+3.4/A
Dupree					
MtKntckyTFInc	SI	7.59	+.1	-.5	+2.0/B
MtKntckyTFSM	SS	5.23	+.3	+.1	+1.0/C
MtNrthCrlnTFInc	SI	11.33	+.1	-.9	+2.0/A
MtTnnssTFInc	SI	11.23	+.1	-.6	+1.9/B
EP					
EmMktsSmCoA m	EM	12.66	-1.2	-9.4	+4.2/E
Eaton Vance					
AMTFreeMuniIncA m	ML	8.96	+.4	+.7	+3.0/C
AmtFreeMuniIncI	ML	9.79	+.4	+.8	+3.3/B
AtlntCptSMIDCA m	MG	33.00	+1.1	+8.2	+14.1/A
AtlntCptSMIDCI	MG	36.41	+1.1	+8.3	+14.4/A
BalA m	MA	9.38	+1.7	+3.7	+6.9/C
BalC m	MA	9.41	+1.7	+3.3	+6.1/D
CAMnOpA m	MF	10.30	+.3	+.6	+3.2/A
CnctctMnIncA m	SL	9.96	+.5	+.3	+2.3/B
DivBldrA m	LB	15.10	+2.7	+4.9	+10.4/D
DivBldrC m	LB	15.18	+2.6	+4.5	+9.6/D
DivBldrI	LB	15.09	+2.7	+5.1	+10.7/C
FltngRtA m	BL	9.36	+.5	+2.9	+4.4/A
FltngRtAdv b	BL	9.05	+.5	+2.9	+4.5/A
FltngRtAdvtgA m	BL	10.94	+.6	+3.0	+5.1/A
FltngRtAdvtgAdv b	BL	10.94	+.6	+3.1	+5.1/A
FltngRtAdvtgC m	BL	10.92	+.5	+2.7	+4.6/A
FltngRtC m	BL	9.04	+.5	+2.5	+3.7/C
FltngRtHiIncA m	BL	9.43	+.4	+2.5	+4.5/A
FltngRtHiIncAdv b	BL	8.87	+.5	+2.5	+4.6/A
FltngRtHiIncC m	BL	8.85	+.4	+2.0	+3.7/C
FltngRtHiIncI	BL	8.87	+.5	+2.6	+4.8/A
FltngRtInstl	BL	9.06	+.6	+3.0	+4.7/A
FltngRtMuniIncA m	MS	9.85	+.1	+1.0	+.9/C
GlbIncBldrA m	IH	9.09	+1.3	+1.2	+6.1/A
GlbIncBldrC m	IH	8.99	+1.2	+.7	+5.2/B
GlbMcrAbRtA m	NT	8.87	...	-1.3	+2.1/D
GlbMcrAbRtI	NT	8.85	+.1	-1.2	+2.4/C
GovtOppsA m	GS	6.13	...	-.1	+.5/B
GovtOppsC m	GS	6.12	...	-.5	-.3/E
GrA m	LG	30.81	+3.0	+15.6	+13.5/C
GreaterChinaGrA m	CH	25.57	-1.8	+.9	+11.4/B
GreaterIndiaA m	EI	35.10	+3.0	-4.7	+8.7/A
HYMuniIncA m	HM	8.88	+.8	+.8	+4.7/C
HYMuniIncC m	HM	8.22	+.7	+.4	+3.9/D
HiIncOppsA m	HY	4.41	+.2	+.3	+4.9/B
HiIncOppsC m	HY	4.41	+.1	-.1	+4.1/D
IncofBostonA m	HY	5.58	+.1	+.1	+4.5/C
IncofBostonC m	HY	5.59	...	-.3	+3.8/E
IncofBostonI	HY	5.59	+.1	+.5	+4.8/B
LgCpValA m	LV	20.09	+2.7	+3.5	+8.7/D
LgCpValC m	LV	20.10	+2.7	+3.1	+7.9/D
LgCpValI	LV	20.18	+2.7	+3.8	+9.0/C
LgCpValR b	LV	20.04	+2.7	+3.5	+8.4/D
MAMnIncA m	MT	8.69	+.2	-.5	+2.2/B
MnstMnIncA m	SM	9.26	+.3	-.7	+1.8/D
NYMuniIncA m	MY	9.91	+.3	-.4	+2.7/C
NYMuniIncC m	MY	9.91	+.3	-.8	+1.9/E
NrthCrlnMnIncA m	SL	8.83	+.5	-.1	+2.1/C
NtnlLtdMtMnIncA m	MI	9.74	+.4	+.3	+1.8/D
NtnlLtdMtMnIncC m	MI	9.13	+.3	-.1	+1.0/E
NtnlMnIncA m	ML	9.75	+.5	+1.1	+3.8/A
NtnlMnIncC m	ML	9.75	+.5	+.6	+3.0/C
NtnlMnIncI	ML	9.75	+.5	+1.2	+4.0/A
NwJrsyMnIncA m	MJ	9.08	+.6	+.7	+3.0/C
OhioMuniIncA m	MO	8.81	+.5	-.3	+2.6/B
OregonMuniIncA m	SL	8.46	+.6	+1.3	+2.8/A
PnsylvnMnIncA m	MP	8.51	+.4	+.9	+2.3/C
ShrtDrGovtIncA m	GS	8.22	+.1	+1.2	+1.4/A
ShrtDrGovtIncC m	GS	8.23	...	+.9	+.7/A
ShrtDrStratIncA m	NT	7.34	+.2	+.2	+2.4
ShrtDrStratIncC m	NT	6.92	+.3	...	+1.7
SthCrlnMnIncA m	SL	9.09	+.6	+1.1	+2.8/A
TABSShTrmMnBdA m	MS	10.27	+.3	-.3	+.6/D
TABSShTrmMnBdI	MS	10.27	+.3	-.2	+.9/C
TxMgdEqAstAlcA m	XM	21.49	+2.0	+6.7	+10.3/A
TxMgdEqAstAlcC m	XM	19.92	+1.9	+6.2	+9.4/B
TxMgdGlbDivIncA m	WS	12.76	+1.8	+1.7	+6.9/D
TxMgdGlbDivIncC m	WS	12.73	+1.7	+1.2	+6.1/E
TxMgdGr10	LG	1221.40	+2.7	+7.2	+12.6/D
TxMgdGr11A m	LG	54.89	+2.7	+7.0	+12.3/D
TxMgdGr11C m	LG	49.12	+2.6	+6.6	+11.4/D
TxMgdGr12A m	LG	24.65	+2.7	+6.9	+12.1/D
TxMgdGr12C m	LG	23.91	+2.6	+6.5	+11.3/E
TxMgdMltCpGrA m	LG	32.03	+1.9	+19.2	+14.3/B
TxMgdSmCpA m	SG	27.89	+.3	+10.2	+11.6/C
TxMgdValA m	LV	27.58	+2.7	+4.3	+9.7/C
TxMgdValC m	LV	26.42	+2.6	+3.9	+8.9/C
TxMgdValI	LV	27.48	+2.7	+4.4	+10.0/B
VrgnMnIncA m	SL	7.72	+.4	+.7	+2.5/B
WldwideHlthSciA m	SH	11.23	+3.7	+9.0	+.8/D
WldwideHlthSciC m	SH	11.31	+3.7	+8.6	.../D
Edgar Lomax					
Val	LV	15.00	+1.7	+.9	+11.7/A
Edgewood					
GrInstl	LG	35.31	+3.0	+19.5	+18.9/A
Elfun					
Divers	MA	18.84	+1.2	+1.3	+5.8/D
Inc	CI	11.04	+.2	-2.0	+1.8/B
IntlEq	FG	22.30	+.4	-1.7	+3.1/E
Trusts	LG	65.59	+2.4	+8.7	+12.0/D
TxExInc	ML	11.29	+.3	...	+2.6/D
Emerald					
BnkngFinA m	SF	48.87	-1.6	+7.6	+16.9/A
GrA m	SG	29.15	+.9	+10.2	+10.7/D
EuroPac					
GoldA m	SP	8.43	-3.5	-5.1	+21.2/A
IntlDivIncA m	FV	7.81	+3.3	-6.0	-.2/E
IntlValA m	FV	7.23	+2.4	-7.2	+2.6/D
Evermore					
GlbValInstl d	SW	15.23	-1.7	+.2	+10.1/C
FAM					
EqIncInv	MB	31.85	+1.1	+6.2	+13.8/A
ValInv	MG	75.48	...	+2.7	+10.6/C
FDP					
BKCptlApprInvA m	LG	15.05	+1.9	+18.6	+12.4/D
BKInstlInvA m	FB	13.12	-.1	-4.3	+3.4/E
BRCorAlpBdInvA m	MU	9.84	+.1	-2.3	+.9
FMI					
CommonStk	MB	27.29	+.3	+2.7	+9.7/B
LgCp	LB	22.17	+.1	+3.1	+10.0/D
FPA					
Cptl	MV	34.60	-.3	+1.0	+2.4/E
Crescent d	MA	35.48	+2.6	+2.9	+7.1/B
NewInc	CS	9.91	+.2	+1.2	+1.9/A
Paramount	WS	23.09	+1.6	+4.0	+11.4/A
USVal	LB	10.44	+3.2	+6.5	+4.7/E
Fairholme Funds					
FcdInc	HY	10.69	-.3	-.4	+6.3/A
Fund d	LV	18.29	-1.9	-9.2	-2.2/E
Federated					
AdjstblRtScIns	GS	9.64	+.2	+.8	+.4/B
BdA x	TW	8.90	+.5	-2.2	+3.3/B
BdC x	TW	8.96	+.3	-2.6	+2.5/D
BdF x	TW	8.98	+.5	-2.2	+3.3/B
BdInstl x	TW	8.90	+.4	-2.1	+3.6/B
CloverSmValA f	SV	26.74	+.3	+3.1	+10.0/D
CloverSmValIns	SV	26.85	+.3	+3.3	+10.3/D
CptlIncA x	CA	7.96	+.2	+.3	+4.3/D
CptlIncB x	CA	7.98	+.2	-.1	+3.6/E
CptlIncC x	CA	7.96	+.2	-.1	+3.6/E
CptlIncF x	CA	7.95	+.2	+.3	+4.3/D
CptlIncInstl x	CA	7.97	+.3	+.5	+4.6/C
EqInc,IncA x	LV	25.60	+.6	+2.1	+7.1/E
EqInc,IncC x	LV	25.55	+.5	+1.6	+6.3/E
EqInc,IncF x	LV	25.62	+.6	+1.9	+6.8/E
EqInc,IncInstl x	LV	25.59	+.6	+2.2	+7.4/E
FltngRStrIncA m	BL	9.93	+.4	+1.9	+3.5/C
FltngRStrIncIns	BL	9.93	+.4	+2.1	+3.8/C
GlbAllcA f	IH	20.14	+.8	+.7	+4.7/C
GlbAllcC m	IH	19.58	+.8	+.3	+3.9/D
GlbAllcInstl	IH	20.26	+.9	+.9	+5.0/C
GvtIncIns	GI	9.84	+.2	-1.2	+.8/B
GvtIncSecIncF f	GI	8.51	-.1	-1.5	+.4/C
GvtUltShrDrIns	UB	9.89	+.1	+1.0	+.7/E
GvtUltShrDrSvc	UB	9.89	+.1	+.9	+.6/E
HYTrustSvc d	HY	6.70	-.2	...	+5.1/B
HiIncBdA f	HY	7.36	...	...	+4.9/B
HiIncBdC m	HY	7.34	...	-.4	+4.1/D
InsHYBdIns d	HY	9.71	+.1	+.3	+5.7/A
IntermCorpBdIns	TW	8.91	+.2	-1.2	+2.1/E
IntermMuniSvc	MI	9.92	+.3	-.4	+2.3/C
IntlLeadersA f	FB	36.29	-.1	-2.9	+2.7/E
IntlLeadersC m	FB	33.62	-.2	-3.3	+2.0/E
IntlLeadersIns	FB	36.37	-.1	-2.8	+3.0/E
IntlSmMidCoA m	FR	39.40	...	-1.5	+5.2/E
IntlStrVlDvA f	FV	3.49	+2.3	-4.9	+.9/E
IntlStrVlDvC m	FV	3.46	+2.3	-5.3	+.1/E
IntlStrVlDvIns	FV	3.50	+2.3	-4.5	+1.2/E
KaufLCA f	LG	26.29	+1.3	+12.0	+10.9/E
KaufLCC m	LG	24.23	+1.3	+11.5	+10.0/E
KaufLCIns	LG	26.93	+1.4	+12.2	+11.2/E
KaufLCR b	LG	25.13	+1.3	+11.8	+10.4/E
KaufmannA m	MG	6.53	-.9	+16.8	+12.9/B
KaufmannB m	MG	5.42	-.7	+16.6	+12.4/B
KaufmannC m	MG	5.41	-.7	+16.6	+12.3/B
KaufmannR m	MG	6.55	-.8	+17.0	+12.9/B
KaufmannSmCpA m	SG	38.60	+.3	+20.0	+15.7/A
KaufmannSmCpC m	SG	33.33	+.2	+19.6	+15.1/A
KaufmannSmCpR b	SG	38.77	+.3	+20.0	+15.8/A
MDTAllCpCorIns	LV	30.50	+2.0	+9.9	+12.6/A
MDTBalA f	MA	19.63	+1.1	+5.3	+7.2/B
MDTBalInstl	MA	19.68	+1.1	+5.4	+7.5/B
MDTLgCpGrA f	LB	21.02	+3.0	+15.6	+13.6/A
MDTLgCpValInstl	LV	28.58	+.9	+2.2	+8.6/D
MDTLgCpValSvc	LV	28.60	+.9	+2.1	+8.4/D
MDTMidCpGrA f	MB	43.99	+1.5	+11.5	+12.6/A
MDTMidCpGrInstl	MB	45.16	+1.5	+11.6	+12.9/A
MDTSmCpCorInstl	SB	22.30	+.5	+11.4	+18.3/A
MDTSmCpGrA f	SG	26.09	+.2	+15.2	+18.0/A
MDTSmCpGrInstl	SG	27.15	+.2	+15.4	+18.3/A
MIIntrmMnA f	SI	10.94	+.3	-.4	+1.5/D
MaxCpIdxInstl	LB	13.57	+2.5	+6.3	+12.8/A
MaxCpIdxvc b	LB	13.42	+2.4	+6.1	+12.4/B
MidCpIdxSvc	MB	25.74	-.3	+5.0	+11.5/A
MnHYAdvtgA f	HM	8.87	+.3	+.8	+4.1/C
MnHYAdvtgC m	HM	8.87	+.4	+.4	+3.3/E
MnHYAdvtgF f	HM	8.87	+.3	+.8	+4.1/D
MnStkAdvtgA f	CA	13.60	+.2	+.8	+6.2/A
MnStkAdvtgAC m	CA	13.58	+.2	+.3	+5.4/B
MnStkAdvtgAF f	CA	13.60	+.3	+.8	+6.2/A
MnStkAdvtgAIns	CA	13.60	+.2	+.9	+6.4/A
MnUltraShrtA m	MS	10.00	+.1	+.7	+.5/E
MnUltraShrtIns	MS	10.00	+.1	+.9	+1.0/B
MortgInstl	CI	9.30	+.1	-1.0	+1.4/D
MuniBdA f	ML	10.34	+.3	-.3	+2.5/D
OhioMuniIncA x	MO	10.97	+.3	-.2	+2.4/B
OhioMuniIncF x	MO	10.97	+.3	-.3	+2.2/C
PEMnIncA x	MP	10.72	+.3	-.1	+2.6/C
PrudentBearA f	BM	13.92	-3.2	-10.8	-13.2/A
PrudentBearIns	BM	14.25	-3.2	-10.7	-12.9/A
ShIntTtRtBdIns	CS	10.12	+.3	-.2	+1.4/B
ShrtIntrmDrMnA m	MS	10.23	+.2	+.6	+.6/D
ShrtIntrmDrMnIn	MS	10.22	+.2	+.8	+1.1/B
ShrtTrmIncInstl	CS	8.43	+.2	+.6	+1.3/B
ShrtTrmIncY	CS	8.44	+.2	+.7	+1.4/B
StratIncA f	MU	8.79	+.5	-1.1	+3.5/C
StratIncC m	MU	8.78	+.3	-1.6	+2.7/D
StratIncF f	MU	8.73	+.4	-1.2	+3.5/C
StratValDivA f	LV	5.80	+1.7	-3.4	+7.7/E
StratValDivC m	LV	5.81	+1.6	-3.8	+6.9/E
StratValDivIns	LV	5.83	+1.7	-3.3	+8.0/D
StrtgcIncIS	MU	8.74	+.5	-.9	+3.8/B
TtlRetBdA m	CI	10.54	+.3	-1.8	+1.8/B
TtlRetBdC m	CI	10.54	+.3	-2.1	+1.3/D
TtlRetBdInstl	CI	10.54	+.3	-1.5	+2.3/A
TtlRetBdSvc b	CI	10.54	+.3	-1.6	+2.0/B
TtlRetGovtBdIns	GI	10.49	-.1	-1.2	+.9/A
TtlRetGovtBdSvc b	GI	10.49	...	-1.4	+.5/C
USGvtSc13YrsIns	GS	10.13	...	-.2	+.1/D
USGvtSc13YrsY	GS	10.13	...	-.1	+.2/C
USGvtSc25YrIns	GS	10.55	...	-1.0	-.1/D
UltraShrtBdA m	UB	9.09	+.1	+.7	+.9/D
UltraShrtBdIns	UB	9.09	+.2	+1.0	+1.5/B
forUSGovtSecA f	GI	7.14	+.1	-1.6	+.5/C
Fidelity					
100Index	LB	18.55	+3.5	+6.9	+13.2/A
500IdxIns	LB	98.63	+2.5	+6.6	+13.0/A
500IdxInsPrm	LB	98.62	+2.5	+6.6	+13.0/A
500IdxInv	LB	98.61	+2.5	+6.6	+12.9/A
500IndexPrm	LB	98.62	+2.5	+6.6	+13.0/A
AllSectorEq	LG	13.18	+2.5	+8.2	+12.4/D
ArizonaMuniInc	SL	11.84	+.3	-.5	+2.5/B
AsstMgr20%	XY	13.39	+.3	+.5	+3.6/C
AsstMgr30%	XY	11.10	+.4	+.9	+4.6/B
AsstMgr40%	CA	11.77	+.5	+1.4	+5.5/B
AsstMgr50%	CA	18.48	+.6	+1.8	+6.3/A
AsstMgr60%	MA	12.84	+.6	+2.2	+7.2/B
AsstMgr70%	MA	23.05	+.7	+2.9	+8.1/A
AsstMgr85%	AL	20.27	+.8	+3.8	+9.3/A
BCGrowth	LG	16.32	+2.4	+17.9	+16.7/A
BCGrowth	LG	102.43	+2.1	+16.7	+16.3/A
BCGrowthK	LG	102.60	+2.1	+16.8	+16.5/A
Balanced	MA	24.94	+1.4	+5.9	+8.9/A
BalancedK	MA	24.94	+1.4	+5.9	+9.0/A
BlueChipVal	LV	19.69	+1.0	+.5	+7.3/E
CALtdTrmTFBd	SS	10.51	+.2	+.4	+1.1/C
CAMuniInc	MC	12.70	+.3	-.4	+2.6/D
Canada	MQ	53.42	+1.2	-2.3	+6.2/B
Cap&Inc	HY	10.10	-.1	+1.6	+6.3/A
ChinaRegion	CH	35.31	-3.2	-1.9	+7.9/D
CmdtyStrat	BB	5.24	-3.7	-3.7	-3.3/E
CnncticutMunInc	SL	11.21	+.3	-.1	+2.2/C
CnsrvIncMnBd	MS	10.02	+.1	+.8	+.7/D
CnsrvIncMnBdIns	MS	10.02	+.1	+.8	+.8/C
Contrafund	LG	138.50	+3.0	+14.9	+15.8/A
ContrafundK	LG	138.48	+3.0	+14.9	+15.9/A
ConvertibleSecs	CV	28.96	-1.1	+5.1	+5.0/E
CorpBd	TW	11.18	+.8	-2.4	+3.2/C
CptlApprec	LG	39.20	+1.2	+11.4	+11.1/E
CptlApprecK	LG	39.29	+1.3	+11.4	+11.2/E
DisciplinedEq	LB	40.12	+1.6	+3.4	+9.2/E
DisciplinedEqK	LB	40.07	+1.6	+3.5	+9.3/D
DivGro	LB	33.20	+1.2	+1.1	+8.6/E
DivGroK	LB	33.18	+1.2	+1.2	+8.7/E
DiversIntl	FG	39.74	+.4	-.7	+4.2/E
DiversIntlK	FG	39.68	+.4	-.6	+4.4/E
EmMkts	EM	31.33	+.2	-4.3	+10.3/A
EmMktsDbt	EB	9.65	+1.2	-3.1	+7.0/A
EmMktsDiscovery	EM	14.41	-1.8	-6.2	+8.9/B
EmMktsIdxPrm	EM	10.82	+.3	-5.2	+7.9/C
EmMktsK	EM	31.36	+.2	-4.3	+10.5/A
EmergEMEA	EM	9.75	+2.0	-5.8	+8.5/B
EmergMketsOpps	EM	20.18	-.1	-5.7	+9.8/A
EmergingAsia	PJ	43.34	-1.3	-3.8	+10.6/A
EqDividendInc	LV	27.74	+2.1	+1.0	+9.2/C
EqDividendIncK	LV	27.74	+2.2	+1.1	+9.3/C
EqIncome	LV	59.06	+2.6	+.7	+8.6/D
EqIncomeK	LV	59.02	+2.6	+.8	+8.7/D
Europe	ES	41.77	+1.0	-1.3	+4.5/B
ExMktIdxInPr	MB	67.12	-.2	+8.3	+11.7/A
ExMktIdxInv	MB	67.13	-.2	+8.3	+11.6/A
ExMktIdxPr	MB	67.13	-.2	+8.3	+11.6/A
ExprtMltntnl	LB	22.45	+1.2	+1.1	+9.0/E
ExprtMltntnlK	LB	22.42	+1.2	+1.2	+9.1/E
Fidelity	LG	49.07	+2.9	+8.5	+11.2/E
FidelityK	LG	49.07	+2.9	+8.5	+11.3/D
FltngRtHiInc	BL	9.49	+.3	+2.8	+4.1/B
FltngRtHiInc	BL	9.62	+.3	+2.3	+4.1/B
FocedHiInc	HY	8.44	+.2	-.8	+4.2/D
FocusedStock	LG	26.60	+3.1	+17.4	+14.6/B
FourinOneIdx	AL	45.90	+1.4	+3.7	+9.2/A
Frdm 2005	TA	12.40	+.2	+.5	+4.8/C
Frdm 2010	TA	15.81	+.4	+.8	+5.6/A
Frdm 2015	TD	13.20	+.5	+1.2	+6.4/A
Frdm 2020	TE	16.41	+.6	+1.5	+6.9/A
Frdm 2025	TG	14.33	+.6	+1.8	+7.3/A
Frdm 2030	TH	17.99	+.7	+2.3	+8.4/A
Frdm 2035	TI	15.27	+.8	+2.9	+9.4/A
Frdm 2040	TJ	10.73	+.9	+3.0	+9.5/A
Frdm 2045	TK	12.17	+.9	+3.1	+9.5/A
Frdm 2050	TN	12.24	+.9	+3.0	+9.5/A
Frdm 2055	TL	13.82	+.9	+3.0	+9.4/B
Frdm Inc	RI	11.58	+.2	...	+3.8/C
FrdmIdx2055Inv	TL	15.60	+1.4	+3.5	+9.5/A
GNMA	GI	11.12	+.2	-1.1	+1.0/A
GlbCmdtyStk	SN	13.58	-.8	+3.0	+9.3/A
GlbHiInc	HY	9.45	+.2	-1.0	+5.3/B
GlbexUSIdxIns	FB	13.28	+.6	-1.9	+6.1/A
GlbexUSIdxInsPr	FB	13.29	+.7	-1.8	+6.2/A
GlbexUSIdxPr	FB	13.28	+.7	-1.9	+6.1/A
GlobalEqIncome	WS	14.32	+1.4	-.3	+7.0/D
GlobalexUSIdx	FB	13.00	+.7	-1.8	+6.2/A
GovernmentInc	GI	9.95	-.1	-1.5	+.6/B
GrDiscv	LG	37.53	+2.9	+15.3	+15.7/A
GrDiscvK	LG	37.57	+3.0	+15.4	+15.8/A
GrStrategies	MG	44.11	+.8	+7.3	+8.9/D
GrStrategiesK	MG	44.45	+.9	+7.4	+9.0/D
GroCo	LG	19.44	+1.9	+16.9	+19.1/A
GroCo	LG	207.64	+1.7	+16.2	+18.6/A
GroCoK	LG	207.70	+1.7	+16.3	+18.7/A
Growth&Inc	LB	38.93	+2.0	+3.6	+10.5/D
Growth&IncK	LB	38.90	+2.0	+3.6	+10.6/D
HighIncome	HY	8.83	+.1	+1.3	+6.0/A
Independence	LG	41.13	+2.6	+10.3	+8.9/E
IndependenceK	LG	41.16	+2.6	+10.3	+9.0/E
InfPrtBd	IP	11.78	-.2	-.9	+1.4/C
InfPrtBdIdxPrm	IP	9.75	-.3	-.8	+1.7/B
Infl-ProtBondA m	IP	11.61	-.3	-1.2	+1.0/D
Infl-ProtBondI	IP	11.74	-.2	-1.0	+1.3/C
IntermediateBd	CI	10.54	+.2	-1.1	+1.3/D
InternationalVa	FV	8.81	+.9	-2.8	+2.4/E

Continued on **next page**

Continued from **previous page**

Mutual Funds

Name	Obj	NAV	4-wk Rtn	YTD Rtn	3-yr Rtn/Rk
IntlCptlApprec	FG	21.38	+.8	+1.5	+9.1/B
IntlDiscv	FG	44.84	-.2	-1.8	+5.0/D
IntlEnhIdx	FV	10.04	+.8	-1.0	+6.3/A
IntlGr	FG	16.49	+1.1	+2.1	+7.1/C
IntlGr	FG	13.90	+1.0	+1.5	+6.7/C
IntlIdxInstl	FB	42.87	+.8	-.6	+5.4/B
IntlIdxInstlPrm	FB	42.86	+.8	-.6	+5.4/B
IntlIdxInv	FB	42.85	+.8	-.7	+5.3/B
IntlIdxPremium	FB	42.86	+.8	-.6	+5.4/B
IntlRlEstt	GR	11.72	-.6	+.6	+6.8/A
IntlSmCp	FQ	29.13	-1.3	-2.6	+10.3/A
IntlSmCp	FR	18.05	-1.3	+.4	+8.7/C
IntlSmCpOpps	FR	19.38	-1.2	+.2	+9.5/C
IntlVal	FV	10.45	+.9	-2.2	+2.7/D
IntrmGovtInc	GI	10.20	-.1	-1.0	+.2/D
IntrmMuniInc	MI	10.24	+.4	...	+2.2/C
IntrmTrBdIdPrm	GI	10.32	-.1	-2.1	+.6/B
InvmGradeBd	CI	10.93	+.3	-1.4	+2.3/A
InvmGradeBd	CI	7.69	+.2	-1.7	+1.9/B
Japan	JS	15.55	-.5	+.6	+9.3/C
JapanSmlrCo	JS	18.29	-2.5	-3.5	+12.3/B
LTTrsBdIdxPrm	GL	12.50	-.5	-4.4	+1.8/B
LargeCapStock	LB	33.12	+1.8	+4.6	+10.9/C
LargeCapValIdx	LV	12.81	+1.6	+.9	+9.4/C
LatinAmerica	LS	22.83	+9.2	-6.7	+6.6/D
LgCpCorEnhIdx	LB	15.73	+2.7	+7.3	+12.6/A
LgCpGrEnhIdx	LG	20.81	+2.7	+9.9	+14.4/B
LgCpValEnhIdx	LV	13.41	+1.4	+1.6	+10.1/B
LimitedTermGov	GS	9.75	...	-.5	+.1/C
LowPrStk	MV	55.47	-1.0	+1.7	+8.7/C
LowPrStkK	MV	55.44	-1.0	+1.8	+8.8/C
LtdTrmMuniInc	MS	10.47	+.3	+.5	+1.1/B
LvrgdCoStk	MB	34.98	-1.0	+4.5	+7.7/D
LvrgdCoStkK	MB	35.08	-1.0	+4.6	+7.8/D
MAMunicipalInc	MT	11.95	+.3	-.7	+2.4/A
Magellan	LG	110.00	+2.9	+10.2	+13.1/C
MagellanK	LG	109.85	+2.9	+10.3	+13.2/C
MegaCapStock	LB	18.20	+2.8	+4.4	+10.6/D
MichiganMuniInc	SL	11.97	+.3	-.6	+2.5/B
MidCapIdxIns	MB	21.77	+.5	+4.5	+10.6/B
MidCapIdxPrm	MB	21.77	+.6	+4.5	+10.6/B
MidCapStock	MG	38.71	+1.0	+5.5	+10.8/C
MidCapStockK	MG	38.73	+1.0	+5.6	+10.9/C
MidCapValue	MV	24.47	-.8	-3.8	+6.2/E
MidCpEnhIdx	MB	15.93	+.1	+1.8	+9.6/C
MinnesotaMnInc	SM	11.40	+.2	-.6	+2.0/C
MortgageSecs	CI	10.89	+.2	-1.2	+1.2/D
MrylndMuniInc	SL	11.13	+.3	-.9	+2.4/B
MuniInc	ML	12.79	+.5	-.3	+3.0/C
MuniInc2019	MS	10.58	+.2	+.9	+1.1/B
NJMunicipalInc	MJ	11.70	+.6	+.2	+3.4/B
NYMuniInc	MY	12.93	+.3	-.6	+2.4/C
NasdCmpIdx	LG	103.29	+2.0	+14.0	+16.6/A
NewMillennium	LB	42.32	+1.0	+6.4	+11.7/B
NewMktsInc	EB	15.13	+1.2	-4.4	+5.9/A
Nordic	MQ	54.92	+3.6	+3.1	+8.8/A
OTCPortfolio	LG	12.91	+2.2	+17.5	+19.5/A
OTCPortfolioK	LG	13.08	+2.2	+17.6	+19.7/A
OhioMuniIInc	MO	11.90	+.3	-.8	+2.8/A
Overseas	FG	50.60	+.2	-.2	+7.2/B
OverseasK	FG	50.51	+.2	-.1	+7.3/B
PacificBasin	DP	34.54	-1.7	-2.6	+10.8/A
PennsylvnMnInc	MP	10.95	+.3	-.3	+2.6/C
Puritan	MA	24.66	+1.8	+6.1	+9.3/A
PuritanK	MA	24.65	+1.8	+6.1	+9.4/A
RealEstInv	SR	41.57	-.9	+.1	+6.3/A
RlEstateIdxPrm	SR	15.46	-.7	+.5	+5.5/B
RlEsttInc	SR	10.93	+.6	+1.8	+6.0/B
RlEsttInc	SR	11.98	+.3	+1.0	+6.4/A
SCGrth	SG	29.02	+.4	+17.3	+16.1/A
SCValue	SV	20.74	-.1	+2.1	+10.5/D
STTrsBdIdxPrm	GS	10.19	...	-.5	+.3/B
ShTrmBd	CS	8.51	+.2	+.1	+.9/C
ShrtDurHiInc	HY	9.41	+.1	+.9	+3.6/E
SmCapIdxIns	SB	22.27	-.2	+10.3	+12.9/B
SmCapIdxInv	SB	22.23	-.2	+10.1	+12.7/B
SmCpDiscv	SB	12.17	-1.1	+3.0	+7.5/E
SmCpDiscv	SB	26.47	-1.3	+2.0	+7.6/E
SmCpEnhIdx	SB	14.76	-.5	+8.2	+10.1/D
SmCpOpps	SB	15.51	+.1	+10.5	+10.6/C
SmallCapStock	SB	18.91	+.2	+6.7	+9.6/D
StkSelorAllCp	LG	47.39	+1.3	+7.9	+12.7/D
StkSelorSmCp	SB	29.09	+.1	+9.9	+10.3/D
StkSlrLgCpVal	LV	20.85	+1.5	+.6	+8.1/D
StratDivInc	AL	15.28	+.9	+1.5	+8.5/B
StratRlRet	XY	8.82	-.9	+.1	+2.4/E
TaxFreeBond	ML	11.32	+.4	-.4	+3.0/C
TelecomandUtls	SU	25.89	+.4	+2.5	+9.4/C
TotalBond	CI	10.35	+.2	-1.3	+2.5/A
TotalEmMkts	EM	12.71	-.2	-6.2	+8.5/B
Trend	LG	110.26	+2.7	+13.3	+15.1/B
TtlIntlEq	FG	9.19	+.7	-1.3	+6.4/C
TtlMktIdxF	LB	81.35	+2.0	+6.9	+12.7/A
TtlMktIdxInsPrm	LB	81.32	+2.0	+6.9	+12.7/A
TtlMktIdxInstl	LB	81.33	+2.0	+6.9	+12.7/A
TtlMktIdxInv	LB	81.33	+2.0	+6.9	+12.6/A
TtlMktIdxPrm	LB	81.34	+2.0	+6.9	+12.7/A
USBdIdxF	CI	11.22	+.2	-1.8	+1.5/C
USBdIdxIns	CI	11.22	+.2	-1.8	+1.5/C
USBdIdxInsPrm	CI	11.22	+.2	-1.8	+1.5/C
USBdIdxInv	CI	11.22	+.2	-1.8	+1.3/D
USBdIdxPrm	CI	11.22	+.2	-1.8	+1.5/C
ValDiscv	LV	29.00	+1.0	+.2	+7.9/D
ValDiscvK	LV	29.02	+1.0	+.3	+8.1/D
Value	MV	12.20	...	+.7	+7.8/D
ValueK	MV	12.21	...	+.7	+7.9/D
ValueStrategies	LV	42.16	-.5	+.2	+7.6/E
Worldwide	WS	28.95	+1.5	+9.6	+10.4/B
Fidelity Advisor					
AssetMgr60%A m	MA	12.79	+.6	+2.1	+6.9/C
AssetMgr70%A m	MA	23.00	+.7	+2.7	+7.7/A
AssetMgr70%C m	MA	22.83	+.6	+2.3	+6.9/B
AssetMgr70%I	MA	23.05	+.7	+2.9	+8.0/A
AssetMgr70%M m	MA	22.98	+.7	+2.5	+7.5/B
BalancedA m	MA	21.89	+1.4	+5.5	+8.6/A
BalancedC m	MA	21.74	+1.4	+5.1	+7.8/A
BalancedI	MA	22.32	+1.5	+5.8	+8.9/A
BalancedM m	MA	22.14	+1.4	+5.4	+8.4/A
BiotechnologyA m	SH	28.30	+1.3	+12.7	-1.6/E
BiotechnologyI	SH	29.95	+1.3	+12.9	-1.4/E
BiotechnologyM m	SH	26.80	+1.2	+12.5	-1.9/E
CAMuniIncI	MC	12.73	+.3	-.5	+2.5/D
CapitalDevA m	LB	16.72	+1.8	+4.6	+10.6/C
CapitalDevO	LB	17.31	+1.9	+4.7	+10.9/C
ConsumerDscrtA m	CD	28.44	+.4	+12.5	+11.2/B
ConsumerStplsA m	CC	79.70	+1.2	-7.4	+2.3/E
ConsumerStplsC m	CC	77.42	+1.1	-7.8	+1.5/E
ConsumerStplsI	CC	80.34	+1.2	-7.2	+2.5/D
ConsumerStplsM m	CC	78.90	+1.2	-7.5	+2.0/E
CorporateBondI	TW	11.18	+.8	-2.4	+3.1/C
DiverIntlA m	FG	23.41	+.3	-1.1	+4.3/E
DiverIntlC m	FG	22.38	+.3	-1.5	+3.6/E
DiverIntlI	FG	23.80	+.4	-.9	+4.6/E
DiverIntlM m	FG	23.24	+.3	-1.2	+4.1/E
DiversifiedStkA m	LB	27.35	+2.6	+10.5	+12.9/A
DiversifiedStkO	LB	28.13	+2.7	+10.7	+13.3/A
DividendGrowthA m	LB	17.65	+1.2	+1.1	+8.2/E
DividendGrowthC m	LB	16.67	+1.2	+.7	+7.4/E
DividendGrowthI	LB	18.62	+1.3	+1.3	+8.5/E
DividendGrowthM m	LB	17.55	+1.2	+1.0	+7.9/E
EmMktsIncA m	EB	13.31	+1.1	-4.6	+5.6/A
EmMktsIncC m	EB	13.42	+1.1	-4.9	+4.8/B
EmMktsIncI	EB	13.05	+1.2	-4.4	+5.9/A
EmMktsIncM m	EB	13.26	+1.2	-4.5	+5.5/A
EmergingAsiaA m	PJ	39.54	-1.4	-3.8	+10.5/A
EmergingAsiaC m	PJ	35.84	-1.5	-4.2	+9.7/B
EmergingAsiaI	PJ	40.78	-1.4	-3.6	+10.9/A
EmergingMktsA m	EM	28.80	+.2	-4.6	+9.8/A
EmergingMktsC m	EM	27.32	+.1	-5.0	+8.9/B
EmergingMktsI	EM	28.96	+.2	-4.4	+10.1/A
EmergingMktsM m	EM	28.54	+.1	-4.7	+9.4/A
EnergyA m	EE	36.40	-.4	+5.7	+6.7/A
EnergyC m	EE	33.37	-.4	+5.3	+5.9/A
EnergyI	EE	38.39	-.3	+5.9	+7.0/A
EnergyM m	EE	37.22	-.4	+5.6	+6.4/A
EquityGrowthA m	LG	12.58	+2.9	+15.2	+15.5/A
EquityGrowthC m	LG	10.74	+2.9	+14.8	+14.7/B
EquityGrowthI	LG	13.78	+2.9	+15.4	+15.8/A
EquityGrowthM m	LG	12.36	+2.9	+15.1	+15.3/B
EquityIncomeA m	LV	32.19	+2.1	+.6	+8.2/D
EquityIncomeC m	LV	32.42	+2.1	+.2	+7.3/E
EquityIncomeI	LV	33.66	+2.2	+.8	+8.4/D
EquityIncomeM m	LV	32.92	+2.1	+.5	+7.9/D
EquityValueA m	LV	18.98	+1.0	...	+7.5/E
FinancialSvcsA m	SF	22.01	+1.8	+.6	+10.5/B
FinancialSvcsC m	SF	20.56	+1.6	+.1	+9.7/C
FinancialSvcsM m	SF	21.76	+1.7	+.5	+10.2/C
FltngRtHiIncA m	BL	9.64	+.4	+2.2	+3.8/C
FltngRtHiIncC m	BL	9.63	+.2	+1.7	+3.0/D
FltngRtHiIncI	BL	9.61	+.3	+2.2	+4.1/B
FltngRtHiIncM m	BL	9.62	+.3	+2.1	+3.8/C
Freedom2005A m	TA	11.73	+.3	+.4	+4.5/D
Freedom2005I	TA	11.81	+.4	+.6	+4.7/C
Freedom2010A m	TA	12.22	+.6	+.9	+5.3/A
Freedom2010M m	TA	12.17	+.5	+.8	+5.0/B
Freedom2015A m	TD	12.35	+.7	+1.3	+6.1/A
Freedom2015C m	TD	12.23	+.6	+.9	+5.3/C
Freedom2015I	TD	12.46	+.6	+1.5	+6.3/A
Freedom2015M m	TD	12.32	+.6	+1.1	+5.8/A
Freedom2020A m	TE	13.52	+.7	+1.6	+6.6/A
Freedom2020C m	TE	13.40	+.7	+1.2	+5.8/B
Freedom2020I	TE	13.64	+.8	+1.8	+6.9/A
Freedom2020M m	TE	13.51	+.7	+1.5	+6.3/A
Freedom2025A m	TG	13.59	+.7	+1.9	+7.0/B
Freedom2025C m	TG	13.38	+.8	+1.5	+6.2/D
Freedom2025I	TG	13.72	+.8	+2.1	+7.3/A
Freedom2025M m	TG	13.62	+.8	+1.8	+6.7/C
Freedom2030A m	TH	14.81	+1.0	+2.6	+8.1/A
Freedom2030C m	TH	14.54	+.9	+2.1	+7.3/C
Freedom2030I	TH	14.90	+.9	+2.7	+8.4/A
Freedom2030M m	TH	14.73	+.9	+2.4	+7.8/B
Freedom2035A m	TI	14.56	+1.1	+3.2	+9.0/A
Freedom2035C m	TI	14.15	+1.1	+2.8	+8.2/C
Freedom2035I	TI	14.68	+1.2	+3.4	+9.3/A
Freedom2035M m	TI	14.42	+1.1	+3.1	+8.7/B
Freedom2040A m	TJ	15.61	+1.2	+3.4	+9.1/B
Freedom2040C m	TJ	15.20	+1.1	+2.9	+8.3/C
Freedom2040I	TJ	15.72	+1.2	+3.5	+9.4/A
Freedom2040M m	TJ	15.53	+1.2	+3.3	+8.8/B
Freedom2045A m	TK	12.18	+1.2	+3.4	+9.1/B
Freedom2045I	TK	12.26	+1.2	+3.5	+9.4/B
Freedom2045M m	TK	12.07	+1.2	+3.3	+8.8/C
Freedom2050A m	TN	12.15	+1.2	+3.4	+9.1/B
Freedom2050I	TN	12.24	+1.2	+3.5	+9.4/B
Freedom2050M m	TN	12.08	+1.3	+3.3	+8.9/C
Freedom2055A m	TL	13.39	+1.1	+3.3	+9.1/C
Freedom2055I	TL	13.46	+1.2	+3.6	+9.4/B
FreedomIncomeA m	RI	10.89	+.3	...	+3.6/C
FreedomIncomeI	RI	10.92	+.2	+.2	+3.8/C
GlblCapApprecI	SW	19.63	-.7	+2.0	+9.3/C
GlobalCmdtyStkI	SN	13.59	-.8	+3.1	+9.4/A
GovernmentIncA m	GI	9.96	-.1	-1.7	+.3/D
GovernmentIncC m	GI	9.96	-.1	-2.1	-.5/E
GovernmentIncI	GI	9.96	-.1	-1.5	+.5/C
GovernmentIncM m	GI	9.96	-.1	-1.6	+.3/D
Growth&IncomeA m	LB	29.33	+2.0	+3.3	+10.1/D
Growth&IncomeC m	LB	27.45	+1.9	+2.9	+9.3/E
Growth&IncomeI	LB	29.95	+2.0	+3.5	+10.4/D
Growth&IncomeM m	LB	29.33	+2.0	+3.2	+9.8/D
GrowthOppsA m	LG	79.27	+3.8	+22.5	+17.3/A
GrowthOppsC m	LG	69.31	+3.7	+21.9	+16.5/A
GrowthOppsI	LG	84.91	+3.8	+22.6	+17.7/A
GrowthOppsM m	LG	78.73	+3.8	+22.3	+17.1/A
HealthCareA m	SH	50.35	+1.5	+18.1	+6.8/A

Name	Obj	NAV	4-wk Rtn	YTD Rtn	3-yr Rtn/Rk
HealthCareC m	SH	40.39	+1.4	+17.6	+6.0/B
HealthCareI	SH	54.66	+1.5	+18.2	+7.0/A
HealthCareM m	SH	47.09	+1.5	+17.9	+6.5/B
HighIncAdvtgA m	HY	11.33	-.1	+1.9	+6.7/A
HighIncAdvtgC m	HY	11.31	...	+1.4	+5.9/A
HighIncAdvtgI	HY	10.62	...	+2.0	+6.9/A
HighIncAdvtgM m	HY	11.39	-.1	+1.9	+6.7/A
HighIncomeA m	HY	7.70	+.2	+.1	+4.6/C
HighIncomeC m	HY	7.67	...	-.3	+3.7/E
HighIncomeI	HY	7.71	+.2	+.2	+4.7/C
HighIncomeM m	HY	7.68	+.2	+.1	+4.5/C
IndustrialsA m	ID	41.46	+1.4	-1.1	+10.9/C
IndustrialsC m	ID	37.05	+1.3	-1.5	+10.1/D
IndustrialsI	ID	43.62	+1.4	-.9	+11.2/B
IndustrialsM m	ID	40.51	+1.4	-1.2	+10.6/C
IntermMuniIncA m	MI	10.25	+.3	-.2	+1.8/D
IntermMuniIncI	MI	10.26	+.5	...	+2.1/C
IntlCapitalAppA m	FG	20.01	+.8	+1.3	+8.6/B
IntlCapitalAppC m	FG	17.64	+.7	+.9	+7.8/B
IntlCapitalAppM m	FG	19.51	+.8	+1.2	+8.4/B
IntlDiscvA m	FG	44.51	-.3	-2.0	+4.6/E
IntlDiscvI	FG	44.72	-.2	-1.8	+5.0/D
IntlGrA m	FG	13.80	+1.0	+1.4	+6.5/C
IntlGrC m	FG	13.53	+1.0	+1.0	+5.6/D
IntlGrI	FG	13.87	+1.0	+1.5	+6.8/C
IntlSmCapOppsI	FR	19.35	-1.2	+.2	+9.5/C
IntlSmallCapA m	FQ	28.59	-1.3	-2.8	+10.0/A
IntlSmallCapI	FQ	29.31	-1.3	-2.6	+10.3/A
InvestmentGrBdA m	CI	7.69	+.3	-1.7	+1.7/C
InvestmentGrBdI	CI	7.70	+.2	-1.7	+1.9/B
LargeCapA m	LB	34.71	+1.8	+4.4	+10.8/C
LargeCapC m	LB	31.38	+1.7	+3.9	+9.9/D
LargeCapI	LB	36.34	+1.8	+4.5	+11.0/C
LargeCapM m	LB	34.61	+1.8	+4.2	+10.5/D
LeveragedCoStkA m	MB	45.14	-1.0	+4.1	+7.1/D
LeveragedCoStkC m	MB	40.26	-1.0	+3.7	+6.3/E
LeveragedCoStkI	MB	46.18	-.9	+4.2	+7.4/D
LeveragedCoStkM m	MB	43.66	-1.0	+4.0	+6.9/D
LimitedTermBdA m	CS	11.25	+.2	-.6	+1.0/C
LimitedTermBdC m	CS	11.22	+.2	-1.0	+.2/E
LimitedTermBdI	CS	11.28	+.2	-.4	+1.2/B
LimitedTermBdM m	CS	11.25	+.1	-.6	+.9/C
LtdTermMuniIncA m	MS	10.49	+.3	+.3	+.8/C
LtdTermMuniIncI	MS	10.48	+.3	+.5	+1.0/B
MaterialsA m	SN	82.79	-.7	-3.8	+8.9/A
MaterialsC m	SN	79.70	-.7	-4.3	+8.1/B
MaterialsI	SN	83.06	-.7	-3.7	+9.2/A
MegaCapStockA m	LB	18.00	+2.7	+4.2	+10.3/D
MegaCapStockI	LB	18.21	+2.7	+4.4	+10.6/C
MidCapIIA m	MB	21.48	-.5	+4.5	+9.9/B
MidCapIIC m	MB	19.07	-.5	+4.1	+9.0/C
MidCapIII	MB	22.18	-.4	+4.7	+10.2/B
MidCapIIM m	MB	20.93	-.5	+4.4	+9.6/B
MidCapValueA m	MV	24.10	-.8	-3.9	+5.8/E
MortgageSecI	CI	10.85	+.2	-1.2	+1.2/D
NewInsA m	LG	34.40	+2.3	+12.1	+13.9/C
NewInsC m	LG	30.07	+2.2	+11.6	+13.1/C
NewInsI	LG	35.18	+2.3	+12.2	+14.2/B
NewInsM m	LG	33.24	+2.2	+11.9	+13.7/C
NewInsZ	LG	35.24	+2.3	+12.3	+14.4/B
OverseasA m	FG	24.69	+.1	-.6	+4.5/E
OverseasI	FG	25.23	+.1	-.5	+4.8/E
OverseasM m	FG	25.35	...	-.7	+4.2/E
RealEstateA m	SR	21.71	-.8	-.1	+4.4/D
RealEstateI	SR	21.92	-.8	+.1	+4.7/C
RealEstateM m	SR	21.69	-.8	-.2	+4.2/D
RlEstIncA m	SR	11.92	+.3	+.9	+6.1/B
RlEstIncC m	SR	11.79	+.3	+.4	+5.4/C
RlEstIncI	SR	11.94	+.3	+1.0	+6.4/A
RlEstIncM m	SR	11.92	+.3	+.8	+6.1/B
SCGrthA m	SG	27.87	+.4	+17.2	+15.8/A
SCGrthC m	SG	24.94	+.3	+16.7	+14.9/A
SCGrthI	SG	29.10	+.4	+17.4	+16.2/A
SCGrthM m	SG	27.00	+.4	+17.0	+15.5/A
SCValueA m	SV	20.35	-.2	+1.9	+10.2/D
SCValueI	SV	20.74	-.1	+2.1	+10.5/C
SCValueM m	SV	19.86	-.2	+1.8	+9.9/D
SeriesGrOpps	LG	15.83	+4.3	+24.3	+18.3/A
SeriesSmallCap	SB	12.50	...	+5.0	+6.8/E
SmallCapA m	SB	26.89	-.1	+4.2	+6.2/E
SmallCapC m	SB	20.19	-.1	+3.7	+5.4/E
SmallCapI	SB	29.53	-.1	+4.3	+6.5/E
SmallCapM m	SB	24.85	-.1	+4.1	+5.9/E
StgInc	MU	12.21	+.1	NA	NA
StgIncA m	MU	12.04	...	-.6	+4.1/B
StgIncC m	MU	12.01	...	-1.0	+3.4/C
StgIncI	MU	12.21	+.1	-.5	+4.4/A
StgIncM m	MU	12.04	+.1	-.6	+4.2/B
StockSelAllCpA m	LG	47.38	+1.2	+7.7	+12.3/D
StockSelAllCpI	LG	47.41	+1.3	+7.8	+12.6/D
StockSelAllCpK	LG	47.41	+1.3	+7.9	+12.8/C
StockSelAllCpM m	LG	47.31	+1.2	+7.5	+12.0/D
StockSlrMidCp	MG	42.80	-.1	+7.1	+10.6/C
StockSlrMidCpA m	MG	41.02	-.2	+7.0	+10.3/C
StockSlrMidCpC m	MG	37.35	-.2	+6.5	+9.5/D
StockSlrMidCpI	MG	42.90	-.1	+7.2	+10.6/C
StockSlrMidCpM m	MG	41.22	-.2	+6.9	+10.1/D
StockSlrSmCpI	SB	29.18	+.1	+9.9	+10.3/D
StratDiv&IncA m	AL	15.19	+.9	+1.3	+8.2/B
StratDiv&IncC m	AL	15.12	+.8	+.9	+7.4/D
StratDiv&IncI	AL	15.24	+.9	+1.4	+8.4/B
StratDiv&IncM m	AL	15.18	+.9	+1.2	+7.9/C
StrategicRlRetI	XY	8.80	-.8	+.1	+2.4/E
TechnologyA m	ST	62.04	+1.7	+15.9	+24.4/A
TechnologyC m	ST	52.60	+1.6	+15.4	+23.5/B
TechnologyM m	ST	58.82	+1.6	+15.7	+24.1/B
TotalBondA m	CI	10.36	+.3	-1.5	+2.2/A
TotalBondC m	CI	10.36	+.2	-1.9	+1.4/C
TotalBondI	CI	10.33	+.2	-1.4	+2.4/A
TotalBondM m	CI	10.34	+.3	-1.5	+2.2/B
UtilitiesA m	SU	31.08	+1.0	+7.0	+11.8/A
UtilitiesC m	SU	30.36	+.9	+6.6	+11.0/A
UtilitiesI	SU	31.74	+1.0	+7.2	+12.2/A
ValueA m	MV	25.64	...	+.4	+7.3/D
ValueStratsA m	LV	36.19	-.5	...	+7.3/E
ValueStratsI	LV	39.59	-.5	+.2	+7.5/E
ValueStratsK	LV	42.14	-.4	+.3	+7.7/D
ValueStratsM m	LV	38.04	-.5	-.1	+7.0/E
Fidelity Select					
AdvisorGoldA m	SP	18.10	-2.3	-10.6	+12.9/C
AdvisorGoldC m	SP	16.92	-2.3	-10.9	+12.1/D
AdvisorGoldI	SP	18.60	-2.3	-10.4	+13.2/C
AirTransp	ID	78.09	+.1	-1.9	+13.7/A
Banking	SF	33.80	+.7	+3.3	+11.7/B
Biotechnology	SH	238.47	+.8	+13.4	-.7/E
Brkrg&InvmtMgmt	SF	79.50	-.6	+2.2	+8.4/D
Chemicals	SN	162.15	-.8	-3.1	+15.1/A
CommsEquip	ST	38.03	+.6	+12.5	+12.0/E
Computers	ST	97.27	+2.0	+9.8	+16.4/E
Const&Hsg	MG	60.61	+.6	-1.8	+10.1/C
ConsumerDiscret	CD	45.98	+.4	+12.8	+11.9/A
ConsumerFinance	SF	16.40	+2.6	+5.7	+11.1/B
ConsumerStaples	CC	80.51	+1.2	-7.2	+2.6/D
Defense&Aero	ID	178.68	+4.3	+10.2	+21.4/A
Energy	EE	47.41	-.3	+6.1	+7.2/A
EnergyService	EE	43.85	-3.6	-3.3	-.6/D
Envir&AltEngy	ID	24.78	+1.5	-3.8	+12.4/B
FinancialSvcs	SF	112.34	+1.8	+.8	+10.8/B
Gold	SP	18.60	-2.3	-10.4	+13.2/C
HealthCare	SH	255.13	+1.6	+18.2	+6.8/A
HealthCareSvcs	SH	95.61	-.5	+12.5	+10.5/A
ITServices	ST	64.43	+3.6	+20.2	+19.3/D
Industrials	ID	34.91	+1.5	-1.0	+11.2/B
Insurance	SF	67.50	+2.5	-3.2	+8.7/C
Leisure	CD	157.92	-2.4	+.6	+8.9/B
Materials	SN	83.24	-.7	-3.7	+9.2/A
MedTech&Devcs	SH	51.44	+1.8	+22.4	+17.8/A
Multimedia	CD	78.11	...	+4.2	+4.8/E
NaturalGas	EE	25.62	+2.2	+7.5	+1.3/C
NaturalRes	EE	31.11	+.5	+3.4	+5.8/A
Pharmaceuticals	SH	20.12	+4.4	+9.1	-2.8/E
Retailing	CD	15.86	+1.0	+20.1	+18.8/A
Semicon	ST	11.41	-2.5	+8.2	+27.3/A
Swre&ITSvcs	ST	19.87	+5.3	+22.3	+25.2/A
Technology	ST	186.60	+1.7	+15.5	+24.5/A
Telecom	SC	55.69	-.2	-4.1	+6.6/A
Transportation	ID	98.70	-1.1	-.4	+13.1/A
Utilities	SU	85.06	+1.0	+7.1	+12.3/A
Wireless	SC	10.09	+1.3	+.7	+9.0/A
Fiera Capital					
STRONGNtnCcyIns	CR	16.41	-.4	-3.0	-.3/E
SmMidCapGrInstl	MG	22.20	+.5	+9.3	+9.2/D
First Eagle					
GlbA m	IH	58.73	...	-.6	+7.3/A
GoldA m	SP	15.11	-3.3	-10.7	+9.0/E
OverseasA m	FB	24.00	-.7	-2.8	+4.6/C
USValA m	LB	20.42	+.3	+1.6	+9.2/E
USValI	LB	20.76	+.3	+1.8	+9.5/D
ofAmericaI	MB	36.27	-1.1	-.3	+4.6/E
ofAmericaY b	MB	36.14	-1.1	-.5	+4.3/E
First Investors					
EqIncA m	LV	10.88	+1.3	+1.0	+9.0/C
ForIncA m	HY	2.43	...	...	+4.2/D
GlbA m	WS	8.73	+1.4	+4.4	+7.7/C
GovtA m	GI	10.07	...	-1.9	-.3/E
GrandIncA m	LV	23.80	+1.7	+.6	+7.7/D
IntlA m	FG	16.43	+.9	+.2	+7.2/B
InvmGradeA m	TW	9.20	+.6	-2.6	+1.8/E
OppA m	MB	42.28	+.2	+1.5	+7.7/D
SelGrA m	LG	13.23	+2.9	+10.9	+14.3/B
SpecSitsA m	SV	32.96	-.1	+3.2	+9.7/D
TEIncA m	MI	9.20	+.3	-.3	+1.5/E
TENYA m	MY	13.84	+.1	-.6	+1.7/E
TEOppsA m	ML	16.13	+.3	-.8	+1.8/E
TtlRetA m	MA	19.94	+1.0	-.8	+4.9/E
First Western					
FI	CI	9.58	+.2	-.8	+2.4/A
ShrtDrBd	CS	9.81	+.2	+.4	+1.6/A
Firsthand					
TechOpps	ST	12.26	-.5	+22.8	+22.5/B
Fort Pitt					
CptlTtlRet d	LB	27.40	+2.7	+5.0	+13.9/A
Franklin Templeton					
AdjUSGvtScA m	GS	8.14	+.1	+.3	-.1/D
AdjUSGvtScAdv	GS	8.15	+.1	+.5	+.2/C
AdjUSGvtScC m	GS	8.14	+.1	+.2	-.5/E
AlbmTxFrIncA m	SL	10.58	+.2	-.1	+2.4/B
AlbmTxFrIncA m	SL	10.87	+.4	-.1	+2.1/C
AlbmTxFrIncAdv	SL	10.62	+.3	+.1	+2.5/B
AlbmTxFrIncC m	SL	10.77	+.2	-.3	+1.9/D
BalA m	MA	12.23	+1.3	+.8	+6.9/C
BalAdv	MA	12.26	+1.4	+1.0	+7.1/B
BalC m	MA	12.12	+1.3	+.4	+6.1/D
BalSheetInvmA m	MV	40.26	+.9	+2.6	+10.8/B
BalSheetInvmAdv	MV	41.65	+.9	+2.7	+11.1/A
BalSheetInvmC m	MV	38.43	+.8	+2.2	+10.0/B
BiotechDiscvA m	SH	162.76	+1.5	+8.2	-2.5/E
BiotechDiscvAdv	SH	166.65	+1.5	+8.4	-2.2/E
CAHYMuniA m	MC	10.69	+.3	+.2	+4.0/A
CAHYMuniAdv	MC	10.71	+.3	+.3	+4.1/A
CAHYMuniC m	MC	10.77	+.3	-.1	+3.5/B
CAIntTrTFIncA m	MF	11.81	+.4	+.1	+2.1/C
CAIntTrTFIncAdv	MF	11.84	+.4	+.2	+2.2/C
CAIntTrTFIncC m	MF	11.86	+.4	-.2	+1.6/D
CATxFrIncA m	MC	7.30	+.2	-.5	+3.2/B
CATxFrIncAdv	MC	7.29	+.3	-.3	+3.3/B
CATxFrIncC m	MC	7.29	+.2	-.7	+2.6/D
ChinaWldA m	CH	22.64	-1.1	+4.6	+8.7/D
ChinaWldAdv	CH	22.82	-1.1	+4.8	+8.9/C
ClrdTxFrIncA m	SL	11.33	+.3	+.2	+2.1/C
ClrdTxFrIncAdv	SL	11.33	+.3	+.2	+2.2/B

Name	Obj	NAV	4-wk Rtn	YTD Rtn	3-yr Rtn/Rk
ClrdTxFrIncC m	SL	11.47	+.2	-.1	+1.5/E
CnctTxFrIncA m	SL	10.07	+.3	+.2	+1.9/C
CnsrvAllcA m	CA	14.86	+.7	+1.5	+4.2/D
CnsrvAllcC m	CA	14.55	+.6	+1.0	+3.4/E
CnsrvAllcR b	CA	14.79	+.7	+1.3	+3.9/D
CnvrtSecA m	CV	21.46	-.2	+11.1	+11.4/A
CnvrtSecAdv	CV	21.47	-.1	+11.4	+11.7/A
CnvrtSecC m	CV	21.12	-.2	+10.7	+10.6/A
CorfolioAllcA m	XM	20.34	+1.5	+6.6	+9.4/B
CorfolioAllcC m	XM	19.99	+1.5	+6.2	+8.6/C
DevMktsA m	EM	20.42	-.6	-7.1	+10.0/A
DevMktsAdv	EM	20.33	-.6	-7.0	+10.3/A
DevMktsC m	EM	19.74	-.7	-7.5	+9.2/A
DynaTechA m	LG	78.19	+2.3	+19.6	+18.4/A
DynaTechAdv	LG	80.47	+2.4	+19.7	+18.7/A
DynaTechC m	LG	65.67	+2.3	+19.1	+17.5/A
DynaTechR b	LG	76.03	+2.3	+19.4	+18.1/A
DynaTechR6	LG	81.18	+2.4	+19.8	+18.8/A
EMSmCpA m	EM	14.24	-1.6	-5.7	+5.3/D
EMSmCpAdv	EM	14.41	-1.6	-5.6	+5.6/D
EMSmCpC m	EM	13.55	-1.7	-6.1	+4.5/E
EmergMktDbtOpps	EB	11.58	+1.3	-.9	+6.3/A
EqIncA m	LV	25.61	+2.3	+2.8	+10.1/B
EqIncC m	LV	25.40	+2.3	+2.4	+9.2/C
FdrIntTrTFIncA m	MI	11.93	+.4	-.2	+1.6/E
FdrIntTrTFIncAd	MI	11.96	+.4	-.1	+1.7/D
FdrIntTrTFIncC m	MI	11.96	+.3	-.6	+1.0/E
FdrLtdTrTFIncA m	MS	10.31	+.3	+.8	+.5/E
FdrTFIncA m	ML	11.72	+.3	...	+2.1/E
FdrTFIncAdv	ML	11.73	+.3	...	+2.2/D
FdrTFIncC m	ML	11.71	+.3	-.3	+1.6/E
FloridaTFIncA m	SL	10.45	+.3	+.7	+1.9/C
FloridaTFIncC m	SL	10.68	+.3	+.3	+1.4/E
FltngRtDlyAcsA m	BL	8.73	+.4	+2.2	+3.7/C
FltngRtDlyAcsAd	BL	8.73	+.4	+2.3	+3.9/B
FltngRtDlyAcsC m	BL	8.73	+.4	+2.0	+3.3/D
FndngsAlA m	AL	14.37	+.9	+.7	+6.1/E
FndngsAlAd	AL	14.46	+.9	+.9	+6.3/E
FndngsAlC m	AL	14.14	+.7	+.2	+5.3/E
FrgnA m	FV	7.87	+.1	-2.5	+5.1/B
FrgnAdv	FV	7.76	+.3	-2.4	+5.3/B
FrgnC m	FV	7.67	+.1	-2.9	+4.3/B
FrgnR b	FV	7.71	+.1	-2.7	+4.8/B
FrgnR6	FV	7.76	+.3	-2.3	+5.6/A
GlbBalA1 m	IH	3.12	+1.3	+.2	+3.6/D
GlbBalAdv	IH	3.13	+1.3	+.3	+3.9/D
GlbBalC m	IH	3.09	+1.0	-.5	+2.8/E
GlbBalC1 m	IH	3.11	+1.3	-.3	+3.1/E
GlbBdA m	IB	11.75	+1.8	+1.1	+2.1/D
GlbBdAdv	IB	11.70	+1.9	+1.2	+2.4/C
GlbBdC m	IB	11.78	+1.8	+.9	+1.7/D
GlbBdR b	IB	11.75	+1.8	+1.0	+1.9/D
GlbBdR6	IB	11.70	+1.9	+1.3	+2.5/C
GlbOppsTrustA m	WS	22.14	...	-2.6	+6.2/E
GlbSmlrCoA m	SW	10.31	-1.6	-2.4	+7.6/D
GlbSmlrCoAdv	SW	10.37	-1.6	-2.3	+7.9/D
GlbTtlRetA m	IB	11.83	+2.1	+.9	+2.7/C
GlbTtlRetAdv	IB	11.85	+2.2	+1.1	+2.9/B
GlbTtlRetC m	IB	11.82	+2.1	+.7	+2.3/C
GlbTtlRetR6	IB	11.84	+2.2	+1.1	+3.0/B
GldPrcMtlsA m	SP	13.63	-2.6	-13.1	+9.1/E
GldPrcMtlsAdv	SP	14.45	-2.6	-13.0	+9.4/E
GldPrcMtlsC m	SP	12.55	-2.6	-13.4	+8.3/E
Gr,IncA m	WS	27.18	+.6	-.3	+5.8/E
Gr,IncAdv	WS	27.24	+.6	-.1	+6.1/E
Gr,IncC m	WS	26.43	+.5	-.7	+5.1/E
Gr,IncRet b	WS	26.92	+.6	-.4	+5.6/E
GrA m	LG	102.90	+2.5	+8.9	+13.8/C
GrAdv	LG	103.20	+2.5	+9.0	+14.1/C
GrAllcA m	AL	19.65	+1.0	+3.1	+7.5/D
GrAllcC m	AL	19.03	+1.0	+2.7	+6.7/D
GrAllcR b	AL	19.37	+1.0	+2.9	+7.3/D
GrC m	LG	94.23	+2.4	+8.4	+12.9/C
GrOppsA m	LG	42.38	+1.8	+16.8	+11.6/D
GrOppsAdv	LG	45.44	+1.8	+17.0	+11.9/D
GrOppsC m	LG	35.82	+1.7	+16.3	+10.7/E
GrOppsR6	LG	45.93	+1.8	+17.1	+12.1/D
GrR b	LG	102.39	+2.5	+8.7	+13.5/C
GrR6	LG	103.14	+2.5	+9.1	+14.2/B
GrR6	WS	27.19	+.6	-.1	+6.2/E
GrgTxFrIncA m	SL	11.63	+.3	-.2	+1.8/D
GrgTxFrIncC m	SL	11.81	+.2	-.5	+1.2/E
HYTxFrIncA m	HM	9.96	+.4	+.9	+3.0/E
HYTxFrIncAdv	HM	10.01	+.4	+1.0	+3.1/E
HYTxFrIncC m	HM	10.16	+.3	+.7	+2.4/E
HiIncA m	HY	1.84	+.5	+.6	+4.8/C
HiIncAdv	HY	1.84	-.1	+1.1	+4.9/B
HiIncC m	HY	1.86	+.4	-.2	+4.2/D
HiIncR b	HY	1.87	-.1	-.2	+4.5/C
IncA m	CA	2.33	+.9	+.9	+6.5/A
IncAdv	CA	2.31	+.9	+1.0	+6.7/A
IncC m	CA	2.36	+.8	+.6	+6.1/B
IncR b	CA	2.29	+.9	+.7	+6.3/A
IncR6	CA	2.31	+.9	+1.0	+6.8/A
IndiaGrA m	EI	14.53	+.8	-9.0	+4.9/E
InsFrgnSmlrCAdv	FA	24.35	-2.4	-2.9	+7.3/C
InsGlbEqAdv	WS	10.60	+1.1	+.1	+5.5/E
InsIntlEqPrmry	FV	21.59	+.5	-1.8	+4.0/C
IntlBdA m	IB	10.49	+1.7	+.9	+2.4/C
IntlBdAdv	IB	10.50	+1.7	+1.1	+2.6/C
IntlGrA m	FG	15.68	+1.5	+8.4	+12.6/A
IntlSmCpGrA m	FQ	19.40	-2.4	-3.7	+6.4/E
IntlSmCpGrAdv	FQ	19.45	-2.4	-3.6	+6.7/D
IntlSmCpGrR6	FQ	19.46	-2.4	-3.4	+6.9/D
KNTxFrTFIncA m	SL	10.74	+.4	...	+1.9/C
LS2025RtrTrgA m	TG	12.98	+.9	+1.8	+4.6/E
LS2035RtrTrgA m	TI	13.82	+1.0	+2.2	+5.7/E
LsnTxFrTFIncA m	SL	10.89	+.3	...	+2.0/C
LsnTxFrTFIncC m	SL	11.07	+.2	-.3	+1.4/E
LwDrTtlRetA m	CS	9.64	+.2	+.3	+1.0/C
LwDrTtlRetAdv	CS	9.69	+.2	+.4	+1.3/B
LwDrTtlRetC m	CS	9.60	+.1	+.1	+.7/D
MATFIncA m	MT	11.47	+.3	-1.0	+2.4/A
MATFIncC m	MT	11.61	+.2	-1.2	+1.8/C
MichiganTFIncA m	SL	11.26	+.4	-.2	+2.1/C
MichiganTFIncC m	SL	11.44	+.3	-.5	+1.5/E
MicroCpValA m	SV	33.75	-2.3	-.7	+10.6/C
MicroCpValAdv	SV	33.96	-2.2	-.6	+10.8/C
MnstTxFrIncA m	SM	12.06	+.3	-.6	+1.7/D
MnstTxFrIncC m	SM	12.20	+.2	-.9	+1.2/E
ModAllcA m	MA	16.30	+.9	+2.3	+5.9/D
ModAllcAdv	MA	16.34	+.9	+2.5	+6.2/D
ModAllcC m	MA	15.78	+.8	+1.9	+5.2/E
ModAllcR b	MA	16.24	+.9	+2.1	+5.7/D
MrylndTFIncA m	SL	10.78	+.4	+.1	+2.1/C
MrylndTFIncC m	SL	11.00	+.3	-.2	+1.5/E
MsrTxFrIncA m	SL	11.40	+.3	+.2	+1.8/D
MsrTxFrIncAdv	SL	11.41	+.3	+.3	+1.9/C
MsrTxFrIncC m	SL	11.52	+.3	-.1	+1.3/E
MutA m	XM	28.83	+1.2	+1.7	+6.1/E
MutBeaconA m	XM	16.66	+2.0	+1.2	+7.5/D
MutBeaconC m	XM	16.46	+1.9	+.7	+6.7/E
MutBeaconZ	XM	16.82	+2.0	+1.3	+7.8/D
MutC m	XM	28.40	+1.1	+1.3	+5.3/E
MutEuropeanA m	ES	20.47	+.8	+.7	+1.5/E
MutEuropeanC m	ES	20.43	+.8	+.2	+.8/E
MutEuropeanR6	ES	21.09	+.9	+.9	+2.0/E
MutEuropeanZ	ES	21.10	+.9	+.8	+1.8/E
MutFinclSvcsA m	SF	23.72	+.8	-2.0	+7.1/E
MutFinclSvcsC m	SF	23.50	+.7	-2.4	+6.3/E
MutFinclSvcsZ	SF	23.69	+.8	-1.9	+7.3/E
MutGlbDiscvA m	WS	32.12	+1.3	+1.0	+5.1/E
MutGlbDiscvC m	WS	31.62	+1.2	+.6	+4.3/E
MutGlbDiscvR b	WS	31.64	+1.2	+.9	+4.8/E
MutGlbDiscvZ	WS	32.79	+1.3	+1.1	+5.4/E
MutIntlA m	FV	15.65	+.4	-1.5	+2.7/D
MutQuestA m	IH	16.28	+.4	+4.0	+6.7/A
MutQuestC m	IH	15.94	+.3	+3.6	+6.0/B
MutQuestZ	IH	16.53	+.4	+4.1	+7.0/A
MutR b	XM	28.65	+1.2	+1.6	+5.8/E
MutR6	XM	29.15	+1.2	+1.9	+6.5/E
MutZ	XM	29.15	+1.2	+1.8	+6.3/E
NCTxFrIncA m	SL	11.26	+.3	+.1	+1.5/E
NCTxFrIncAdv	SL	11.26	+.3	+.1	+1.6/D
NCTxFrIncC m	SL	11.44	+.2	-.3	+.9/E
NJTFIncA m	MJ	11.11	+.4	+.3	+2.3/E
NJTFIncAdv	MJ	11.12	+.4	+.4	+2.4/D
NJTFIncC m	MJ	11.26	+.3	...	+1.7/E
NYIntTFIncA m	MN	11.33	+.3	-.4	+1.5/D
NYIntTFIncC m	MN	11.37	+.4	-.8	+.9/E
NYTxFrIncA m	MY	10.82	+.2	-.3	+1.5/E
NYTxFrIncAdv	MY	10.83	+.3	-.2	+1.6/E
NYTxFrIncC m	MY	10.81	+.1	-.5	+.9/E
NatrlResA m	SN	28.01	-.4	+3.8	+5.5/D
NatrlResAdv	SN	29.87	-.4	+4.0	+5.8/C
NatrlResC m	SN	27.17	-.5	+3.4	+4.7/D
OhioTxFrIncA m	MO	12.46	+.3	-.3	+2.5/B
OhioTxFrIncAdv	MO	12.47	+.3	-.3	+2.6/B
OhioTxFrIncC m	MO	12.63	+.2	-.7	+1.9/C
OregonTxFrIncA m	SL	11.36	+.4	-.2	+2.2/C
OregonTxFrIncAd	SL	11.37	+.3	-.2	+2.3/B
OregonTxFrIncC m	SL	11.54	+.3	-.5	+1.6/D
PETxFrIncA m	MP	9.77	+.3	+.4	+2.2/D
PETxFrIncAdv	MP	9.78	+.2	+.4	+2.3/C
PETxFrIncC m	MP	9.90	+.3	+.1	+1.6/E
RisingDivsA m	LB	62.94	+2.1	+3.4	+11.7/B
RisingDivsAdv	LB	62.88	+2.1	+3.6	+12.0/B
RisingDivsC m	LB	61.80	+2.0	+3.0	+10.9/C
RisingDivsR b	LB	62.75	+2.1	+3.3	+11.4/C
RisingDivsR6	LB	62.87	+2.1	+3.7	+12.2/B
RlEsttSecA m	SR	20.74	-.6	-1.2	+4.4/D
RlEsttSecAdv	SR	20.96	-.5	-1.1	+4.7/C
RlEsttSecC m	SR	19.80	-.7	-1.6	+3.6/E
RlRetA m	IP	10.01	-.2	+.6	+1.7/B
SelUSEqA m	LG	17.48	+1.6	+8.2	+5.2/E
SmCpGrA m	SG	25.28	-.7	+14.9	+11.1/D
SmCpGrAdv	SG	27.06	-.6	+15.1	+11.4/D
SmCpGrC m	SG	21.29	-.7	+14.4	+10.3/D
SmCpGrR6	SG	27.37	-.6	+15.2	+11.7/C
SmCpValA m	SV	57.71	-.6	+3.3	+11.9/B
SmCpValAdv	SV	60.52	-.6	+3.5	+12.2/B
SmCpValC m	SV	51.07	-.7	+2.9	+11.1/C
SmCpValR b	SV	57.07	-.6	+3.2	+11.6/B
SmMidCpGrA m	MG	38.39	+.5	+8.7	+8.2/E
SmMidCpGrAdv	MG	41.89	+.5	+8.9	+8.5/E
SmMidCpGrC m	MG	27.45	+.4	+8.2	+7.4/E
SmMidCpGrR b	MG	35.26	+.5	+8.6	+7.9/E
StratIncA m	MU	9.59	+.4	-.7	+2.5/D
StratIncAdv	MU	9.60	+.4	-.5	+2.8/D
StratIncC m	MU	9.58	+.2	-1.0	+2.1/E
StratIncR b	MU	9.55	+.3	-.8	+2.2/D
TnsMnBdA m	SL	10.77	+.3	-.2	+1.8/D
TtlRetA m	CI	9.45	+.3	-2.0	+1.0/E
TtlRetAdv	CI	9.51	+.3	-1.7	+1.3/D
TtlRetC m	CI	9.39	+.3	-2.1	+.6/E
TtlRetR6	CI	9.52	+.3	-1.6	+1.4/C
USGovtSecA m	GI	5.90	+.1	-1.1	+.2/D
USGovtSecAdv	GI	5.92	+.1	-1.1	+.4/C
USGovtSecC m	GI	5.86	...	-1.4	-.2/E
USGovtSecR6	GI	5.92	+.1	-1.0	+.5/C
UtlsA m	SU	18.50	+2.3	+.3	+9.9/B
UtlsAdv	SU	18.65	+2.4	+.4	+10.1/B
UtlsC m	SU	18.40	+2.3	...	+9.4/B
UtlsR b	SU	18.43	+2.3	+.1	+9.5/B
UtlsR6	SU	18.65	+2.4	+.5	+10.2/B
VirginiaTFIncA m	SL	10.90	+.3	+.3	+1.9/C
VirginiaTFIncC m	SL	11.08	+.2	...	+1.4/E
WldA m	WS	17.25	+.9	+2.0	+6.0/E
WldAdv	WS	17.23	+.9	+2.1	+6.3/D
WldC m	WS	16.37	+.9	+1.5	+5.2/E
Frost Funds					
GrEqInstl	LG	14.82	+3.1	+17.2	+15.1/B
LowDurBdInstl	CS	10.16	+.2	+.5	+1.3/B
MuniBdInstl	MI	10.20	+.3	+.3	+1.4/E

Name	Obj	NAV	4-wk Rtn	YTD Rtn	3-yr Rtn/Rk
TtlRetBdInstl	CS	10.29	+.2	+.5	+3.0/A
TtlRetBdInvs b	CS	10.28	+.1	+.4	+2.7/A
ValEqInstl	LV	9.15	+.7	+1.0	+8.3/D
FundX					
CnsrvUpgrader	TV	40.54	+1.1	+6.1	+6.9
FlexInc	MU	28.26	...	-.6	+3.1
Upgrader	XM	65.68	+1.9	+10.0	+8.1
GE					
RSPInc	CI	11.15	+.3	-1.9	+1.8/B
RSPUSEq	LB	56.51	+2.9	+7.7	+11.0/C
GMO					
AsstAllcBdIII	MU	22.08	-.1	+.1	-.3
AsstAllcBdVI	MU	22.16	-.1	+.2	-.2
CorPlusBdIV	CI	21.11	+.4	-.5	+1.6
EmCtyDbtIII m	EB	27.45	+1.4	-4.1	+6.7
EmCtyDbtIV m	EB	27.41	+1.4	-4.1	+6.7
EmMktsII m	EM	32.67	-.1	-6.5	+8.1
EmMktsIII m	EM	32.76	-.1	-6.4	+8.2
EmMktsIV m	EM	32.46	-.1	-6.4	+8.2
EmMktsV m	EM	32.36	-.1	-6.4	+8.2
EmMktsVI m	EM	32.44	-.1	-6.4	+8.3
IntlEqIII	FV	22.62	+.6	-4.9	+2.9/D
IntlEqIV	FV	22.58	+.7	-4.9	+2.9/D
QualIII	LB	25.48	+4.3	+8.7	+15.6/A
QualIV	LB	25.52	+4.3	+8.8	+15.7/A
QualV	LB	25.53	+4.3	+8.8	+15.7/A
QualVI	LB	25.48	+4.3	+8.8	+15.7/A
TxMgdIntlEqsIII	FV	15.50	+.2	-5.5	+2.6/D
USEqIII	LB	14.47	+.4	+2.0	+10.9/C
USEqVI	LB	14.36	+.4	+2.1	+11.0/C
USTrs	GS	24.98	+.2	+1.0	+.7/A
Gabelli					
ABCAAA d	NE	10.46	+.1	+.8	+2.3/B
ABCAdv m	NE	10.33	+.1	+.6	+2.1/B
AsstAAA m	LB	60.63	+1.1	+2.8	+9.3/E
EqIncAAA m	LB	23.24	+1.9	+1.5	+7.1/E
GoldAAA m	SP	12.36	-2.0	-10.3	+14.4/C
SmCpGrAAA m	SB	58.62	-.5	+1.0	+10.5/D
SmCpGrI d	SB	60.04	-.4	+1.2	+10.8/C
UtlsA m	SU	8.93	+1.5	-.1	+7.6/C
UtlsAAA m	SU	8.79	+1.6	-.1	+7.7/C
UtlsC m	SU	6.12	+1.7	-.4	+6.9/D
Val25A m	MB	15.90	+1.1	+2.7	+6.1/E
Gamco					
GlbCont&CnctAAA m	SC	20.77	-1.1	-4.6	+1.3/E
GlbGrAAA m	WS	37.29	+1.8	+11.6	+11.8/A
GrAAA m	LG	66.17	+3.2	+16.6	+15.8/A
Gateway					
A m	XR	33.88	+1.5	+1.8	+5.5/B
George Putnam					
BalA m	MA	20.64	+1.8	+3.8	+7.7/A
BalM m	MA	20.35	+1.8	+3.5	+7.2/B
BalY	MA	20.72	+1.9	+3.9	+8.0/A
Gerstein Fisher					
MltFctrGlRlEsSc d	GR	11.04	-.8	...	+5.7/B
MltFctrGrEq d	LG	24.32	+1.3	+12.9	+12.8/C
MltFctrIntlGrEq d	FG	15.87	+.1	-.6	+6.0/C
Glenmede					
CorFI	CI	10.63	+.3	-1.9	+1.1/D
MuniInterm	MI	10.86	+.4	+.2	+1.6/E
QuIntlEq	FB	14.92	-1.5	-3.1	+3.5/E
SmCpEqAdv	SB	31.94	-1.1	+6.1	+11.0/C
StratEq	LB	25.53	+2.9	+5.3	+14.1/A
Goldman Sachs					
BalStratA m	TV	11.36	+.3	-1.2	+4.2
CorFIA m	CI	10.15	+.2	-1.7	+1.3/D
CorFIInstl	CI	10.19	+.2	-1.5	+1.6/C
CptlGrA m	LG	31.63	+2.1	+10.2	+12.8/C
CptlGrC m	LG	23.41	+2.0	+9.8	+11.9/D
CptlGrInstl	LG	34.83	+2.1	+10.5	+13.2/C
DynMuniIncA m	MI	15.85	+.7	+2.8	+3.9/A
DynMuniIncInstl	MI	15.84	+.8	+2.9	+4.3/A
EMEqA m	EM	20.14	-.8	-8.5	+8.9/B
EMEqInstl	EM	21.58	-.8	-8.4	+9.4/A
EnhIncInstl	UB	9.41	+.2	+1.0	+1.4/B
EqGrStratA m	WS	19.15	+.7	+1.6	+9.7/B
EqGrStratC m	WS	18.23	+.6	+1.2	+8.9/C
EqIncA m	LV	37.15	+1.5	+.5	+6.7/E
GlbIncA m	IB	12.08	+.2	-.8	+1.7/D
GlbIncInstl	IB	12.06	+.2	-.6	+2.1/D
GovtIncA m	GI	14.28	-.1	-1.3	+.5/C
GrIncStratA m	TV	13.69	+.3	-.4	+5.8
GrIncStratC m	TV	13.37	+.3	-.8	+5.0
GrOppsA m	MG	22.70	+1.5	+7.6	+8.5/E
GrOppsC m	MG	15.63	+1.5	+7.2	+7.7/E
GrOppsInstl	MG	26.92	+1.6	+7.9	+8.9/D
GrStratA m	IH	15.77	+.1	-.4	+7.2
GrStratC m	IH	15.69	...	-.8	+6.4
HQIFltngRtIns	UB	8.73	+.2	+1.1	+1.3/B
HYMuniA m	HM	9.78	+.9	+4.6	+6.6/A
HYMuniInstl d	HM	9.78	+.9	+4.8	+6.9/A
HighYieldA m	HY	6.36	+.6	+.4	+4.2/D
HighYieldInstl d	HY	6.37	+.4	+.4	+4.4/C
IncBldrA m	CA	22.33	+.5	-.2	+3.8
IntlEqInsA m	FB	13.23	+.5	-.2	+8.4/A
IntlEqInsIns	FB	13.60	+.5	...	+8.8/A
LgCpGrInsA m	LG	33.10	+2.2	+10.5	+15.3/A
LgCpGrInsC m	LG	29.67	+2.2	+10.1	+14.4/B
LgCpGrInsIns	LG	34.25	+2.3	+10.7	+15.8/A
LgCpValA m	LV	15.72	+1.7	+.5	+5.3/E
LgCpValInsA m	LV	22.45	+.9	+2.9	+11.0/A
LgCpValInsInstl	LV	22.43	+.9	+3.1	+11.5/A
MidCpValA m	MV	35.94	+.4	+2.1	+5.8/E
MidCpValInstl	MV	36.35	+.4	+2.3	+6.2/E
RlEsttSecInstl	SR	15.80	-.6	...	+4.4/D
ShrtDurGovtA m	GS	9.74	+.1	+.1	+.2/C
ShrtDurGovtIns	GS	9.71	...	+.3	+.6/A
ShrtDurTxFrIns	MS	10.54	+.3	+1.6	+1.5/A
SmCpEqInsA m	SB	28.40	-.1	+13.1	+14.0/A
SmCpEqInsIns	SB	29.50	-.1	+13.3	+14.5/A
SmCpValA m	SB	58.54	...	+4.0	+11.2/C
SmCpValInstl	SB	63.31	...	+4.2	+11.7/B
TechOppsA m	ST	27.03	+2.5	+18.6	+20.3/C
TechOppsC m	ST	22.35	+2.4	+18.1	+19.4/D
USEqInsightsA m	LB	49.91	+1.6	+7.0	+12.8/A
USEqInsightsIns	LB	51.51	+1.7	+7.2	+13.3/A
USTxMgdEqA m	LB	23.88	+1.4	+6.8	+11.5/C
GoodHaven					
GoodHaven d	MV	24.94	+2.0	+3.1	+5.5/E
Government Street					
Eq	LG	76.61	+2.5	+5.1	+9.9/E
MidCp	MB	27.26	+.9	+5.4	+12.3/A
Green Century					
Bal d	MA	27.07	+1.6	+3.0	+5.3/E
Eq d	LG	43.49	+2.3	+6.8	+12.4/D
Greenspring					
Greenspring	MA	24.53	+.2	+3.8	+9.2/A
Guggenheim					
HYA m	HY	11.03	...	-.2	+5.6/A
InvmGradeBdA m	CI	18.40	+.1	+.1	+3.7/A
LgCpValA m	LV	46.80	+1.1	+1.1	+10.6/B
MidCpValA m	SV	36.00	-.7	+4.7	+12.8/A
MidCpValC m	SV	25.94	-.8	+4.2	+11.9/B
StylPlsLgCrA m	LB	23.91	+2.3	+5.3	+12.8/A
StylPlsMdGrA m	MG	47.82	+.4	+7.1	+11.1/C
WldEqIncA m	WS	15.49	+.6	+1.6	+7.9/C
GuideMark					
CorFISvc b	CI	9.05	+.2	-2.2	+1.0
EmMktsSvc b	EM	15.55	-1.6	-5.8	+7.4
LgCpCorSvc b	LG	18.86	+1.6	+7.9	+10.3/E
SmMidCpCorSvc b	SB	16.30	-.2	+9.6	+9.9/D
WldexUSSvc b	FB	9.60	+.1	+1.0	+5.1/C
GuideStone Funds					
AggresivAllcInv	WS	12.67	+.8	+3.5	+9.0
BalAllcInv	CA	12.28	+.6	+1.0	+5.3
CnsrvAllcInv	XY	11.55	+.3	+.7	+3.3
EqIdxInstl	LB	30.96	+2.0	+6.2	+12.5
EqIdxInv	LB	30.97	+2.0	+6.0	+12.2
ExtnddDrBdIns	CL	16.87	+.1	-3.6	+4.0
ExtnddDrBdInv	CL	16.88	+.2	-3.8	+3.7
GrAllcInv	AL	12.71	+.6	+2.3	+7.2
GrEqInstl	LG	28.94	+2.4	+15.0	+13.9
GrEqInv	LG	28.83	+2.3	+14.8	+13.6
IntlEqInstl	FB	15.53	-.2	-1.2	+6.5
IntlEqInv	FB	15.53	-.3	-1.3	+6.2
LowDurBdInstl	CS	13.24	+.2	+.4	+1.1
LowDurBdInv	CS	13.24	+.1	+.2	+.9
MediumDurBdIns	CI	14.29	+.2	-1.8	+1.7
MediumDurBdInv	CI	14.29	+.1	-2.0	+1.4
SmCpEqInstl	SB	20.20	+1.5	+10.0	+10.0
SmCpEqInv	SB	20.19	+1.5	+9.9	+9.7
ValEqInstl	LV	22.74	+1.1	+1.5	+8.5
ValEqInv	LV	22.76	+1.1	+1.3	+8.3
Guinness Atkinson					
ChinaHK d	CH	25.62	-4.0	-3.5	+10.1/C
GlbInvtrsInv	LB	46.32	+.9	+3.0	+14.6/A
HSBC					
OppI	MG	16.03	+.6	+12.3	+11.1/C
Hancock Horizon					
BrknrdSmCpInv	SB	72.26	+1.8	+7.3	+10.9
Harbor					
BdInstl	CI	11.22	+.4	-1.4	+1.9/B
CnvrtSecInstl d	CV	10.82	-.4	+6.6	+5.3
CptlApprecAdmin b	LG	78.60	+1.2	+14.7	+14.5
CptlApprecInstl	LG	80.09	+1.2	+14.9	+14.8
CptlApprecInv b	LG	77.11	+1.2	+14.6	+14.4
HYBdInstl d	HY	9.82	-.1	+.5	+4.2
IntlAdmin b	FB	66.92	-.8	-1.1	+2.3
IntlGrInstl	FG	16.14	+.4	+1.9	+8.0
IntlInstl	FB	67.14	-.8	-1.0	+2.5
IntlInv b	FB	66.46	-.9	-1.2	+2.1
LgCpValInstl	LB	15.45	+2.0	+3.9	+12.9
LgCpValInv b	LB	15.59	+2.0	+3.6	+12.5
MidCpGrInstl	MG	11.94	+1.3	+17.6	+12.9
MidCpValInstl	MV	23.47	-.5	+.3	+7.8
RlRetInstl	IP	9.17	-.1	-.8	+1.7/B
SmCpGrInstl	SG	15.92	+2.0	+12.1	+9.8
SmCpValInstl	SB	37.99	+1.4	+5.3	+15.0
SmCpValInv b	SB	37.01	+1.3	+5.1	+14.6
Harding Loevner					
EmMktsAdv d	EM	56.95	-.6	-3.8	+8.5
GlbEqAdv d	WS	39.39	+.6	+6.0	+12.1
IntlEqInstl d	FG	23.17	+.8	+1.7	+8.7
Hartford					
BalA m	MA	24.55	+1.6	+2.3	+6.9/B
BalC m	MA	24.54	+1.5	+1.8	+6.2/D
BalHLSIA	MA	31.90	+1.8	+2.8	+7.5/B
BalHLSIB b	MA	32.32	+1.8	+2.7	+7.3/B
BalIncA m	CA	14.20	+1.5	-1.6	+6.8/A
BalIncC m	CA	14.00	+1.5	-2.0	+6.1/B
BalIncI	CA	14.21	+1.6	-1.4	+7.1/A
BalIncR3 b	CA	14.25	+1.6	-1.8	+6.5/A
BalIncR4 b	CA	14.26	+1.6	-1.6	+6.8/A
CapAppHLSIA	LG	51.26	+1.3	+6.4	+10.0/E
CapAppHLSIB b	LG	50.47	+1.2	+6.3	+9.7/E
ChecksandBalsA m	MA	9.71	+1.3	+3.2	+7.4
ChecksandBalsC m	MA	9.64	+1.2	+2.7	+6.6
CnsrvAllcA m	CA	10.50	+.5	+.6	+3.5
CorEqA m	LG	31.21	+2.8	+8.3	+11.7/D
CorEqC m	LG	28.53	+2.8	+7.8	+10.9/E
CorEqY	LG	31.63	+2.9	+8.5	+12.1/D

Continued on **next page**

Continued from **previous page**

Mutual Funds

Name	Obj	NAV	4-wk Rtn	YTD Rtn	3-yr Rtn/Rk
CptlApprecA m	LB	40.74	+1.4	+8.5	+10.1/D
CptlApprecC m	LB	31.58	+1.4	+8.0	+9.3/E
CptlApprecI	LB	40.93	+1.5	+8.7	+10.4/D
CptlApprecR3 b	LB	44.81	+1.4	+8.3	+9.7/D
CptlApprecR4 b	LB	46.19	+1.4	+8.5	+10.1/D
CptlApprecY	LB	47.34	+1.5	+8.7	+10.5/D
DiscpEqHLSIA	LG	16.71	+2.9	+8.3	+11.9/D
DiscpEqHLSIB b	LG	16.51	+2.8	+8.1	+11.6/D
DivandGrA m	LV	26.36	+2.3	+3.0	+10.9/A
DivandGrC m	LV	25.46	+2.2	+2.5	+10.1/B
DivandGrHLSIA	LV	24.70	+2.4	+3.1	+11.4/A
DivandGrHLSIB b	LV	24.56	+2.3	+3.0	+11.1/A
DivandGrI	LV	26.24	+2.3	+3.1	+11.2/A
DivandGrR3 b	LV	26.70	+2.3	+2.7	+10.5/B
DivandGrR4 b	LV	26.88	+2.3	+2.9	+10.9/A
DivandGrR5	LV	26.99	+2.3	+3.1	+11.2/A
DivandGrY	LV	27.00	+2.4	+3.1	+11.3/A
EmMktsLclDbtI	XP	5.89	+.6	-6.2	+3.0/B
EmMktsLclDbtY	XP	5.86	+.8	-6.0	+3.1/B
EqIncA m	LV	20.14	+2.5	...	+10.6/B
EqIncC m	LV	20.03	+2.5	-.4	+9.8/B
EqIncI	LV	20.03	+2.6	+.2	+10.9/A
EqIncR3 b	LV	20.16	+2.5	-.2	+10.2/B
EqIncR4 b	LV	20.19	+2.5	...	+10.6/B
EqIncY	LV	20.33	+2.5	+.2	+11.0/A
FltngRtA m	BL	8.71	+.5	+2.2	+4.1/B
FltngRtC m	BL	8.69	+.3	+1.6	+3.3/D
FltngRtHiIncA m	BL	10.02	+.3	+2.2	+4.5/A
FltngRtHiIncC m	BL	10.02	+.2	+1.7	+3.8/C
FltngRtHiIncI	BL	10.03	+.4	+2.3	+4.8/A
FltngRtI	BL	8.72	+.4	+2.3	+4.4/B
FltngRtY	BL	8.69	+.4	+2.2	+4.4/A
GlbAllAsstA m	IH	10.65	-.1	-.7	+5.7/B
GlbAllAsstC m	IH	10.48	-.2	-1.2	+4.9/C
GlbAllAsstI	IH	10.70	-.1	-.6	+5.9/B
GlbCptlApprecA m	WS	19.23	+.8	+2.3	+6.3/E
GlbCptlApprecC m	WS	17.56	+.8	+1.9	+5.5/E
GlbCptlApprecI	WS	19.84	+.9	+2.5	+6.6/D
GlbGrHLSIA	WS	31.28	+2.0	+12.2	+14.5/A
GlbGrHLSIB b	WS	30.94	+2.0	+12.0	+14.2/A
GlbRlAsstY	IH	9.52	-.3	+1.0	+6.0/A
GrAllcA m	AL	12.75	+.9	+3.2	+6.2
GrAllcC m	AL	12.51	+.8	+2.8	+5.4
GrOppsA m	LG	50.85	+1.3	+18.9	+14.2/B
GrOppsC m	LG	32.60	+1.2	+18.4	+13.3/C
GrOppsHLSIA	LG	45.84	+1.4	+19.3	+14.9/B
GrOppsHLSIB b	LG	43.99	+1.4	+19.2	+14.6/B
GrOppsI	LG	53.13	+1.3	+19.1	+14.5/B
GrOppsR4 b	LG	53.62	+1.3	+18.9	+14.2/B
GrOppsY	LG	56.66	+1.3	+19.1	+14.6/B
HCA m	SH	36.91	+1.3	+10.1	+5.4/B
HCC m	SH	30.10	+1.2	+9.6	+4.7/B
HCHLSIA	SH	24.79	+1.3	+10.4	+5.8/B
HCI	SH	38.75	+1.4	+10.3	+5.7/B
HCY	SH	42.15	+1.3	+10.3	+5.9/B
HYA m	HY	7.27	+.1	+.2	+4.6/C
HYHLSIA	HY	8.23	+.2	+.4	+5.2/B
HYHLSIB b	HY	8.08	+.2	+.2	+4.9/B
InflPlusA m	IP	10.43	-.2	-.6	+1.2
InflPlusC m	IP	9.99	-.2	-.9	+.5
InflPlusI	IP	10.62	-.2	-.4	+1.5
IntlGrA m	FG	15.65	+.1	+2.0	+7.3/B
IntlOppsA m	FB	16.70	+.4	-1.5	+5.1/C
IntlOppsC m	FB	14.54	+.3	-2.0	+4.3/D
IntlOppsHLSIA	FB	17.22	+.5	-1.4	+5.7/B
IntlOppsHLSIB b	FB	17.41	+.5	-1.5	+5.4/B
IntlOppsI	FB	16.61	+.4	-1.4	+5.4/B
IntlOppsR4 b	FB	17.26	+.3	-1.5	+5.1/C
IntlOppsR5	FB	17.44	+.5	-1.4	+5.4/B
IntlOppsY	FB	17.54	+.4	-1.3	+5.5/B
IntlSmCoA m	FR	16.00	-3.1	-4.2	+6.0/E
IntlSmCoY	FR	16.31	-3.1	-4.0	+6.5/E
IntlValY	FV	16.85	-.1	-4.4	+8.6/A
MidCpA m	MG	33.36	+.9	+11.1	+13.8/A
MidCpC m	MG	24.37	+.8	+10.6	+13.0/B
MidCpHLSIA	MG	44.65	+.9	+11.3	+14.3/A
MidCpHLSIB b	MG	43.57	+.9	+11.2	+14.0/A
MidCpI	MG	34.31	+.9	+11.3	+14.1/A
MidCpR3 b	MG	37.03	+.8	+10.9	+13.5/B
MidCpR4 b	MG	38.43	+.9	+11.1	+13.8/A
MidCpR5	MG	39.45	+.9	+11.3	+14.1/A
MidCpValA m	MB	16.02	-.1	+2.0	+7.7/D
MidCpValHLSIA	MB	12.88	-.1	+2.2	+8.1/D
MidCpValHLSIB b	MB	12.76	-.1	+2.1	+7.9/D
MidCpY	MG	39.81	+.9	+11.3	+14.3/A
ModAllcA m	MA	12.31	+.6	+1.9	+5.2
ModAllcC m	MA	12.07	+.6	+1.4	+4.4
MuniOppsA m	MI	8.51	+.4	+.5	+2.7/A
MuniOppsC m	MI	8.51	+.3	...	+2.0/C
MuniOppsI	MI	8.52	+.3	+.6	+2.9/A
QualityValueA m	LV	20.81	+2.2	+2.1	+7.9/D
SchrEMEqA m	EM	15.82	+.3	-5.2	+9.8/A
SchrEMEqI	EM	15.80	+.2	-5.0	+10.0/A
SchrInStkI	FB	13.18	-.2	-.5	+6.4/A
SchrUSSCOpI	SG	28.63	+.4	+5.2	+11.3/D
SchrUSSMCOpI	MB	15.04	+.3	+1.6	+9.9/B
ShrtDurA m	CS	9.72	+.3	+.2	+1.5/B
ShrtDurC m	CS	9.71	+.1	-.3	+.7/D
ShrtDurI	CS	9.73	+.2	+.3	+1.8/A
SmCoA m	SG	24.19	-.9	+14.7	+8.0/E
SmCoHLSIA	SG	23.59	-.8	+15.5	+8.7/E
SmCoHLSIB b	SG	21.88	-.9	+15.3	+8.4/E
SmCpCorA m	SB	14.91	-.8	+8.8	+8.9/D
SmCpGrA m	SG	62.08	-.2	+11.2	+10.8/D
SmCpGrHLSIA	SG	35.81	-.1	+11.5	+11.4/D
SmCpGrHLSIB b	SG	34.82	-.1	+11.3	+11.1/D
SmCpGrI	SG	64.23	-.2	+11.4	+11.2/D
SmCpGrY	SG	67.63	-.2	+11.4	+11.3/D
SmMidCpEqHLSIA	SB	9.34	-.2	+6.0	+9.5/D
StkHLSIA	LB	83.84	+2.5	+5.4	+11.3/C
StkHLSIB b	LB	83.69	+2.5	+5.2	+11.1/C
StratIncA m	MU	8.60	+.8	-.3	+4.7
StratIncC m	MU	8.63	+.7	-.8	+3.9
StratIncI	MU	8.63	+.8	-.2	+5.0
TtlRetBdA m	CI	10.07	+.2	-1.7	+2.0
TtlRetBdC m	CI	10.13	+.2	-2.1	+1.2
TtlRetBdHLSIA	CI	11.16	+.4	-1.4	+2.5
TtlRetBdHLSIB b	CI	11.09	+.4	-1.4	+2.3
TtlRetBdY	CI	10.20	+.3	-1.4	+2.4
USGovtSecHLSIA	CI	10.14	...	-.7	+.8/E
USGovtSecHLSIB b	CI	10.11	...	-.9	+.6/E
UltrShrtBdHLSIA	UB	10.13	+.1	+.7	+.9/D
UltrShrtBdHLSIB b	UB	10.11	+.2	+.6	+.6/E
ValHLSIA	LV	16.31	+1.9	+1.6	+8.9/C
ValHLSIB b	LV	16.26	+1.8	+1.5	+8.6/D
WldBdA m	IB	10.62	...	+1.4	+1.6/D
WldBdC m	IB	10.42	...	+1.1	+.9/E
WldBdI	IB	10.70	+.1	+1.7	+1.9/D
WldBdY	IB	10.72	...	+1.6	+2.0/D
Heartland					
SelValInv m	MV	29.30	+.5	+4.3	+10.5/B
ValInv m	SV	43.00	-1.1	+4.4	+8.1/E
ValPlusInv m	SV	36.18	-.8	+8.8	+11.9/B
Hennessy					
CrnrstnGrInv b	SB	24.16	-1.1	...	+6.5/E
CrnrstnLgGrInv b	LV	12.35	-1.1	+.7	+8.9/C
CrnrstnMC30Ins	MB	19.88	-2.4	-1.9	+4.4/E
CrnrstnMC30Inv b	MB	19.32	-2.4	-2.1	+4.1/E
CrnrstnValInv b	LV	19.97	+.6	+1.4	+11.8/A
EqandIncInstl	MA	15.13	+.9	+.9	+6.0
EqandIncInv b	MA	16.04	+1.0	+.7	+5.6
FocInstl	MG	93.41	-.6	+3.0	+8.2/E
FocInv b	MG	90.83	-.7	+2.8	+7.8/E
GasUtilityInv b	SU	29.09	+1.5	+.1	+5.6/D
JapanInstl	JS	36.79	-1.6	+2.8	+13.2/A
JapanInv b	JS	35.72	-1.6	+2.5	+12.7/B
SmCpFinclInv b	SF	25.50	-2.1	+5.7	+13.1/B
TtlRetInv b	MA	13.43	+1.4	+.3	+8.6/A
Highland					
FIA m	CI	12.71	+.2	+.1	+2.7/A
GlbAllcA m	IH	8.64	+6.0	+5.5	+2.0/E
PremGrEqA m	LG	28.04	-.8	+3.8	+9.8/E
Hodges					
Retail m	MG	50.89	+.3	+2.7	+14.8/A
SmCpRetail m	SB	21.46	+.9	+10.7	+8.2/E
Homestead					
ShrtTrmBd	CS	5.17	+.2	+.7	+1.5/B
ShrtTrmGovtSec	GS	5.12	-.1	+.1	+.4/B
SmCoStk	SB	43.21	-2.0	-1.2	+7.8/E
StkIdx	LB	21.09	+2.0	+5.8	+11.8
Val	LV	56.15	+3.5	+2.4	+12.2/A
Hood River					
SmCpGrInstl d	SG	42.86	+.1	+13.5	+14.5/A
Hotchkis & Wiley					
DiversValInstl	LV	19.30	+1.2	+2.4	+10.0/B
HYA m	HY	11.85	+.3	+.4	+5.2/B
HYI d	HY	11.93	+.3	+.6	+5.5/A
LgCpValA m	LV	34.23	+1.2	+2.4	+9.9/B
LgCpValI	LV	34.45	+1.2	+2.5	+10.2/B
MidCpValA m	MV	39.27	-1.7	+6.1	+8.1/D
MidCpValI	MV	39.93	-1.7	+6.3	+8.3/C
SmCpValA m	SV	63.70	-2.6	+6.0	+8.8/E
SmCpValI	SV	64.11	-2.6	+6.2	+9.0/D
ValOppsA m	XM	31.17	+1.2	+5.7	+10.1/A
ValOppsC m	XM	28.92	+1.2	+5.3	+9.3/B
ValOppsIns	XM	31.15	+1.2	+5.9	+10.4/A
Hussman					
StratGr d	NE	6.27	-2.6	...	-9.2/E
StratTtlRet d	TV	11.79	-.4	-1.5	+2.9/E
ICM					
SmCo	SB	36.05	-.8	+9.0	+16.8/A
ICON					
EmMktsS	EM	16.04	-1.0	-1.9	+4.9/D
EngyS	EE	12.93	+1.3	+.9	+2.3/B
HCS	SH	18.33	+3.2	+12.2	+4.9/B
InfrmatnTechS	ST	17.27	+1.1	+9.2	+19.0/D
NatrlResS	SN	15.93	-.7	-.4	+8.3/B
INVESCO					
AmericanValA m	MV	39.51	-.8	+6.5	+6.3/E
AmericanValC m	MV	32.46	-.9	+6.1	+5.5/E
AsiaPacGrA m	PJ	33.21	-1.2	-6.2	+6.1/D
AsiaPacGrC m	PJ	30.50	-1.3	-6.6	+5.3/E
BalRkAllcA m	IH	10.73	-1.0	-1.0	+4.8/C
BalRkAllcC m	IH	10.22	-1.1	-1.4	+4.1/D
BalRkAllcR5	IH	10.90	-1.0	-.9	+5.2/C
BalRkAllcY	IH	10.90	-1.0	-.8	+5.1/C
ChtrA m	LB	18.70	+2.5	+3.6	+6.5/E
ChtrC m	LB	17.53	+2.4	+3.1	+5.7/E
ComStkA m	LV	27.46	+1.1	+2.9	+10.4/B
ComStkC m	LV	27.45	+1.0	+2.4	+9.6/C
CorpBdA m	TW	7.04	+.6	-2.7	+3.5/B
CorpBdC m	TW	7.09	+.6	-3.2	+2.7/D
DivIncA m	LV	23.47	+1.7	-2.9	+7.8/D
DivIncInv b	LV	23.69	+1.7	-2.9	+7.8/D
DiversDivA m	LV	20.03	+1.4	-.7	+6.6/E
DiversDivC m	LV	19.78	+1.4	-1.1	+5.8/E
DiversDivInv b	LV	20.02	+1.4	-.6	+6.6/E
DvlpngMktsA m	EM	33.55	+1.6	-11.4	+6.0
DvlpngMktsC m	EM	32.63	+1.5	-11.8	+5.2
EndeavorA m	MB	20.14	+.6	+.2	+9.7/B
EngyA m	EE	26.42	-1.2	+5.0	+.4/D
EngyC m	EE	22.56	-1.3	+4.5	-.3/D
EngyInv b	EE	26.31	-1.2	+5.0	+.4/D
EqWtSP500A m	LB	62.24	+.8	+3.8	+10.9/C
EqWtSP500C m	LB	59.51	+.8	+3.4	+10.1/D
EqWtSP500Y	LB	62.88	+.9	+3.9	+11.2/C
EqandIncA m	MA	10.99	+.6	+.7	+7.0
EqandIncC m	MA	10.79	+.6	+.4	+6.3
EuropeanGrA m	ES	39.59	+.6	-4.0	+4.4/B
EuropeanGrC m	ES	36.75	+.6	-4.4	+3.7/C

Name	Obj	NAV	4-wk Rtn	YTD Rtn	3-yr Rtn/Rk
EuropeanGrInv b	ES	39.49	+.6	-4.0	+4.5/B
EuropeanSmCoA m	ES	16.10	-.7	-3.0	+10.0
Exch	LV	584.89	+1.7	+3.0	+9.6/C
FltngRtA m	BL	7.57	+.4	+2.5	+3.9/B
FltngRtC m	BL	7.54	+.5	+2.2	+3.4/D
GlbCorEqA m	WS	16.27	+1.7	+.4	+7.4/D
GlbCorEqC m	WS	15.44	+1.6	...	+6.6/D
GlbGrA m	WS	31.93	+1.0	-.2	+5.1/E
GlbLwVlEqYldA m	WS	14.18	-.4	+3.0	+6.7/D
GlbRlEsttA m	GR	13.34	-.8	-.4	+4.0/D
GlbSmMidCpGrA m	SW	19.86	+1.2	+.3	+6.0/E
GldPrcMtlsA m	SP	3.65	-.8	-12.3	+10.4/E
GldPrcMtlsInv b	SP	3.67	-1.1	-12.2	+10.3/E
GrAllcA m	AL	16.24	+.4	+1.2	+6.5
GrAllcC m	AL	16.04	+.4	+.8	+5.7
GrandIncA m	LV	27.25	+1.3	+1.7	+9.8/B
GrandIncC m	LV	26.92	+1.2	+1.3	+9.0/C
HCA m	SH	38.58	+3.2	+8.5	-.2/E
HCInv b	SH	38.58	+3.2	+8.5	-.2/E
HYA m	HY	4.07	...	-.1	+4.1/D
HYC m	HY	4.06	+.1	-.5	+3.3/E
HYInv b	HY	4.07	...	...	+4.1/D
HYMuniA m	HM	10.03	+.5	+1.6	+5.5/B
HYMuniC m	HM	10.00	+.4	+1.1	+4.7/C
HYR5	HY	4.06	+.2	+.1	+4.4/C
IntermTrmMnIncA m	MI	11.01	+.3	+.3	+2.5/B
IntlAllcA m	FB	11.71	-.1	-4.1	+4.4
IntlGrA m	FG	34.80	+.9	-4.1	+3.4/E
IntlGrC m	FG	31.90	+.9	-4.5	+2.6/E
IntlGrR5	FG	35.38	+.9	-3.9	+3.7/E
IntlSmCoA m	FQ	18.90	+1.2	-2.5	+9.2
LtdTrmMnIncA m	MS	11.23	+.4	+.4	+1.1/B
LtdTrmMnIncA2 f	MS	11.23	+.4	+.5	+1.3/A
MidCpCorEqA m	MB	21.29	+.9	-1.1	+6.0/E
MidCpCorEqC m	MB	12.57	+.9	-1.6	+5.2/E
MidCpCorEqR b	MB	20.37	+.9	-1.3	+5.8/E
MidCpGrA m	MG	41.87	+.4	+10.9	+8.6/D
MidCpGrC m	MG	31.24	+.3	+10.5	+7.8/E
ModAllcA m	MA	13.61	+.4	+.7	+5.3
ModAllcC m	MA	13.49	+.3	+.2	+4.5
MuniIncA m	ML	13.20	+.4	+.4	+3.2/B
NYTxFrIncA m	MY	15.32	+.3	+.1	+2.4/C
PETxFrIncA m	MP	16.09	+.3	+.3	+2.9/B
QualIncA m	CI	11.53	+.2	-1.5	+1.2/D
RlEsttA m	SR	20.97	-.4	-.8	+5.8/B
RlEsttC m	SR	20.86	-.5	-1.2	+5.0/C
SP500IdxA m	LB	30.69	+2.4	+6.3	+12.4/B
SP500IdxC m	LB	29.55	+2.4	+5.8	+11.5/C
SP500IdxY	LB	31.08	+2.5	+6.4	+12.6/A
SelCoA m	SB	19.13	+.4	+1.8	+11.4/C
SelCoC m	SB	16.06	+.3	+1.4	+10.6/C
ShTBdA m	CS	8.48	+.3	+.2	+1.4/B
ShTBdC b	CS	8.47	+.2	-.2	+1.0/C
SmCpDiscvA m	SG	11.12	+.6	+15.1	+10.3/D
SmCpEqA m	SB	16.29	-.7	+6.1	+7.3/E
SmCpEqC m	SB	13.04	-.8	+5.6	+6.5/E
SmCpGrA m	SG	41.79	...	+12.0	+12.4/C
SmCpGrInv b	SG	43.92	...	+12.0	+12.5/C
SmCpGrR b	SG	38.68	-.1	+11.9	+12.2/C
SmCpGrR5	SG	47.16	...	+12.2	+12.9/C
SmCpValA m	SV	19.03	-1.7	+.4	+9.0/D
SmCpValC m	SV	13.63	-1.7	-.1	+8.1/E
SummitP b	LG	22.84	+2.6	+14.8	+15.0/B
TechA m	ST	52.58	+2.9	+18.9	+16.4/E
TechInv b	ST	52.30	+3.0	+18.9	+16.5/D
TechSectA m	ST	26.30	+2.9	+19.1	+16.4/E
USGovtA m	GI	8.61	-.1	-1.2	+.5/C
IVA					
IntlA m	FQ	17.40	-.9	-2.4	+4.1/E
IntlI d	FQ	17.44	-.9	-2.2	+4.4/E
WldwideA m	IH	18.90	+.6	+.2	+5.4/B
WldwideC m	IH	18.44	+.5	-.3	+4.6/C
WldwideI d	IH	18.97	+.6	+.3	+5.7/B
Intrepid					
CptlInv m	MA	11.71	-1.1	-2.0	+4.9/E
EnduranceInv m	SV	13.95	-.1	-1.4	+2.1/E
361					
MgdFutsStratI	FF	11.69	+1.3	-.2	-1.8/C
MgdFutsStratInv b	FF	11.50	+1.2	-.3	-2.0/C
InvestEd					
Bal m	MA	11.89	+.8	+2.1	+5.9/D
Cnsrv m	CA	10.81	+.7	+1.2	+3.6/E
Gr m	AL	12.96	+.9	+2.8	+7.4/D
IronBridge					
SMIDCp	MG	12.78	+.9	+12.5	+10.8/C
SmCp	SG	19.21	-.1	+12.2	+10.1/D
Ironclad Funds					
MgdRk d	XR	10.95	+.9	+7.5	+3.3/D
Ivy					
AsstStratA m	IH	24.65	+.9	+3.7	+2.5/E
AsstStratB m	IH	23.12	+.9	+3.3	+1.7/E
AsstStratC m	IH	23.30	+.9	+3.3	+1.7/E
AsstStratI	IH	24.96	+.9	+3.9	+2.7/E
AsstStratR b	IH	24.35	+.9	+3.5	+2.1/E
AsstStratY b	IH	24.71	+.9	+3.7	+2.5/E
BalA m	MA	25.75	+.7	+3.9	+5.3/E
BalB m	MA	25.47	+.7	+3.4	+4.6/E
BalC m	MA	25.56	+.7	+3.5	+4.6/E
CorEqA m	LG	16.02	+2.3	+9.6	+9.9/E
CorEqC m	LG	13.72	+2.2	+9.1	+9.0/E
CundillGlbValA m	WS	18.55	+.5	-1.9	+5.4/E
EmMktsEqA m	EM	19.28	-.5	-8.5	+7.7/C
EmMktsEqC m	EM	16.51	-.5	-8.8	+6.9/C
EmMktsEqI	EM	19.93	-.4	-8.3	+8.1/B
EmMktsEqY b	EM	19.66	-.5	-8.4	+7.8/C
EngyA m	EE	12.65	-.9	+2.2	+.2/D
EngyC m	EE	11.71	-1.0	+1.7	-.5/D
EuropeanOppsA m	ES	33.19	+1.2	+1.6	+4.4/B
EuropeanOppsI	ES	33.53	+1.2	+1.8	+4.9/B
GlbBdA m	MU	9.59	+.5	-.8	+2.6/D
GlbBdI	MU	9.59	+.5	-.6	+2.9/C
GlbGrA m	WS	50.01	+1.3	+9.9	+9.0/C
GlbGrI	WS	51.08	+1.3	+10.1	+9.4/B
GlbIncAllcA m	IH	15.36	+.7	...	+4.7/C
GlbIncAllcI	IH	15.50	+.8	+.1	+5.0/C
HiIncA m	HY	7.46	-.1	+2.3	+5.6/A
HiIncB m	HY	7.46	-.2	+1.8	+4.8/B
HiIncC m	HY	7.46	-.2	+1.9	+4.9/B
HiIncI	HY	7.46	-.1	+2.4	+5.9/A
HiIncY b	HY	7.46	-.1	+2.3	+5.6/A
IntlCorEqA m	FB	19.86	-.3	-1.8	+4.5/C
IntlCorEqC m	FB	17.63	-.3	-2.2	+3.8/D
IntlCorEqI	FB	20.01	-.1	-1.6	+4.9/C
IntlCorEqY b	FB	20.00	-.2	-1.8	+4.6/C
LgCpGrA m	LG	25.16	+3.2	+15.6	+14.4/B
LgCpGrC m	LG	20.90	+3.1	+15.1	+13.5/C
LgCpGrI	LG	26.45	+3.2	+15.8	+14.7/B
LtdTrmBdA m	CS	10.60	+.1	-.6	+1.0/C
LtdTrmBdI	CS	10.60	+.1	-.5	+1.2/B
MgdIntlOppsA m	FB	11.74	+.2	-1.3	+5.3/B
MicroCpGrA m	SG	31.81	+2.3	+25.8	+9.5/E
MidCpGrA m	MG	26.43	+1.0	+15.3	+12.7/B
MidCpGrC m	MG	22.47	+.9	+14.9	+11.9/B
MidCpGrI	MG	28.49	+1.1	+15.5	+13.0/B
MidCpGrR b	MG	25.75	+1.0	+15.1	+12.3/B
MidCpGrY b	MG	27.62	+1.0	+15.4	+12.7/B
MuniBdA m	MI	11.67	+.2	+.2	+2.0/C
MuniHiIncA m	HM	5.05	+.4	+1.5	+3.1/E
MuniHiIncC m	HM	5.05	+.3	+1.1	+2.4/E
MuniHiIncI	HM	5.05	+.4	+1.7	+3.3/E
NaturalResA m	SN	15.21	+.3	-3.0	+1.6/E
NaturalResI	SN	15.94	+.3	-2.6	+2.1/E
SciAndTechA m	ST	72.21	+.5	+13.6	+13.0/E
SciAndTechC m	ST	61.97	+.5	+13.1	+12.2/E
SciAndTechY b	ST	76.16	+.6	+13.6	+13.1/E
SciandTechI	ST	79.47	+.6	+13.7	+13.4/E
SciandTechR b	ST	70.31	+.5	+13.4	+12.7/E
SecCrBdA m	CI	10.45	+.2	-1.4	+2.3/A
SecReEsSecsA m	SR	23.70	-.5	-1.6	+4.4/D
SecReEsSecsY b	SR	23.74	-.5	-1.5	+4.6/C
SmCpGrA m	SG	20.36	-.9	+14.3	+14.3/B
SmCpGrC m	SG	16.32	-.9	+13.8	+13.5/B
SmCpGrInstl	SG	26.64	-.9	+14.4	+14.6/A
SmCpGrY b	SG	25.14	-.9	+14.3	+14.4/B
SmCpValA m	SB	21.01	+.8	+10.6	+15.3/A
TxMgdEqA m	LG	28.41	+3.4	+15.1	+12.9/C
ValA m	LV	24.46	+1.2	+3.0	+6.9/E
JPMorgan					
CATaxFrBdA m	MF	10.68	+.2	+.1	+1.6/D
CATaxFrBdC m	MF	10.59	+.2	-.1	+1.1/E
CATaxFrBdI	MF	10.45	+.2	+.2	+1.7/D
CPBondA m	CI	8.04	+.1	-1.6	+1.8/B
CPBondC m	CI	8.09	+.2	-1.9	+1.2/D
CPBondI	CI	8.04	+.1	-1.4	+2.1/B
CPBondR6	CI	8.05	+.1	-1.3	+2.2/A
CoreBondA m	CI	11.25	...	-1.7	+1.3/D
CoreBondC m	CI	11.32	...	-2.0	+.7/E
CoreBondI	CI	11.25	+.1	-1.5	+1.5/C
CoreBondR5	CI	11.23	+.1	-1.5	+1.6/C
CoreBondR6	CI	11.26	+.2	-1.4	+1.7/C
DiversifiedA m	MA	17.53	+.7	...	+6.2/D
DiversifiedI	MA	17.63	+.7	+.2	+6.5/C
DiversifiedL	MA	17.60	+.7	+.3	+6.7/C
EmMktsEqA m	EM	27.62	+1.0	-5.1	+10.5/A
EmMktsEqC m	EM	26.78	+.9	-5.4	+9.9/A
EmMktsEqI	EM	28.30	+1.0	-5.0	+10.7/A
EmMktsEqL	EM	28.51	+1.0	-4.9	+10.9/A
EqIncA m	LV	17.36	+2.1	+2.1	+10.6/B
EqIncI	LV	17.66	+2.2	+2.3	+10.9/A
EquityIndexA m	LB	43.23	+2.5	+6.3	+12.5/B
EquityIndexC m	LB	42.83	+2.4	+6.0	+11.8/B
EquityIndexI	LB	43.28	+2.5	+6.5	+12.8/A
GovernmentBondI	GI	10.22	-.1	-1.3	+.9/A
GrowthAdvtgA m	LG	22.67	+1.8	+15.3	+14.8/B
GrowthAdvtgI	LG	23.33	+1.8	+15.4	+15.0/B
GrowthAndIncA m	LV	51.42	+2.0	+2.9	+10.7/B
HighYieldA m	HY	7.21	...	+.5	+4.5/C
HighYieldC m	HY	7.22	...	+.1	+3.9/D
HighYieldI	HY	7.25	+.1	+.6	+4.7/C
HighYieldR5	HY	7.26	+.1	+.6	+4.8/C
HighYieldR6	HY	7.26	+.2	+.8	+4.9/B
IntermTxFrBdA m	MI	10.83	+.4	-.2	+1.4/E
IntermTxFrBdI	MI	10.64	+.3	-.1	+1.6/D
IntlEqA m	FB	17.34	-.2	-3.9	+4.7/C
IntlEqI	FB	17.61	-.2	-3.8	+4.9/C
IntlRsrchEnhEqA m	FB	18.45	+.2	-1.6	+4.7/C
IntlRsrchEnhEqI	FB	18.68	+.2	-1.5	+5.0/C
IntlValueA m	FV	13.66	+.5	-4.5	+2.6/D
IntlValueI	FV	14.00	+.5	-4.4	+2.9/D
IntlValueL	FV	13.94	+.6	-4.3	+3.0/D
IntrepidAmrA m	LB	42.25	+1.4	+5.9	+11.4/C
IntrepidAmrI	LB	43.48	+1.4	+6.0	+11.8/B
IntrepidErpnA m	ES	26.34	+1.4	-.9	+2.7/D
IntrepidErpnI	ES	26.86	+1.4	-.8	+3.0/D
IntrepidErpnL	ES	27.10	+1.4	-.8	+3.1/D
IntrepidGrR5	LG	61.59	+1.9	+10.1	+15.4/A
IntrepidGrowthA m	LG	61.34	+1.9	+9.8	+14.9/B
IntrepidGrowthI	LG	62.33	+1.9	+10.0	+15.2/B
IntrepidIntlA m	FB	21.53	+.8	-2.4	+4.0/D
IntrepidIntlI	FB	22.41	+.9	-2.2	+4.3/D
IntrepidMidCapA m	MB	23.17	...	+2.7	+8.6/C
IntrepidMidCapC m	MB	19.56	-.1	+2.5	+8.0/D
IntrepidMidCapI	MB	24.45	...	+2.9	+8.9/C
IntrepidValueA m	LV	35.45	+1.1	+3.6	+8.6/D
IntrepidValueI	LV	35.64	+1.2	+3.7	+8.8/D
IntrepidValueR5	LV	35.74	+1.2	+3.8	+9.0/C
InvCnsrvGrA m	CA	12.73	+.5	+.5	+4.2/D
InvCnsrvGrC m	CA	12.67	+.5	+.2	+3.6/E
InvCnsrvGrI	CA	12.81	+.6	+.6	+4.5/C
InvGrIncA m	AL	17.77	+.9	+2.5	+7.6/D
InvGrIncC m	AL	17.25	+.9	+2.1	+7.0/D

Name	Obj	NAV	4-wk Rtn	YTD Rtn	3-yr Rtn/Rk
InvGrIncl	AL	17.49	+1.0	+2.6	+7.9/C
InvestorBalA m	MA	15.54	+.8	+1.5	+6.1/D
InvestorBalC m	MA	15.29	+.7	+1.2	+5.5/D
InvestorBalI	MA	15.57	+.8	+1.7	+6.4/C
InvestorGrowthA m	XM	21.34	+1.1	+3.2	+9.5/B
InvestorGrowthC m	XM	19.92	+1.0	+2.8	+8.8/C
InvestorGrowthI	XM	21.79	+1.1	+3.4	+9.7/A
LCapGrA m	LG	44.38	+2.4	+18.0	+15.6/A
LCapGrI	LG	44.83	+2.4	+18.2	+15.8/A
LargeCapValueA m	LV	15.53	+.6	-1.2	+11.5/A
LargeCapValueI	LV	15.27	+.7	-1.0	+11.7/A
LtdDurBdA m	CS	9.98	+.2	+.6	+1.0/C
LtdDurBdI	CS	9.98	+.2	+.7	+1.3/B
LtdDurBdR6	CS	10.00	+.2	+.8	+1.5/B
MCapValA m	MB	40.04	+.7	+1.6	+8.1/D
MCapValC m	MB	38.43	+.6	+1.3	+7.5/D
MCapValI	MB	40.51	+.7	+1.7	+8.3/C
MCapValL	MB	41.04	+.7	+1.9	+8.6/C
MidCapEquityI	MG	53.74	+.7	+5.7	+9.0/D
MidCapGrowthA m	MG	31.86	+.5	+9.4	+8.9/D
MidCapGrowthC m	MG	25.17	+.5	+9.1	+8.4/E
MidCapGrowthI	MG	36.63	+.6	+9.6	+9.3/D
MktExpnEnhIdxA m	SB	11.97	-.3	+5.6	+12.3/B
MktExpnEnhIdxI	SB	12.14	-.2	+5.8	+12.6/B
MortgBackedScA m	CI	11.20	+.1	-.6	+1.5/C
MortgBackedScI	CI	10.91	+.1	-.5	+1.7/B
MortgBackedScR6	CI	10.91	+.1	-.5	+1.9/B
MunicipalIncA m	MI	9.53	+.3	-.4	+1.7/D
MunicipalIncI	MI	9.46	+.3	-.3	+1.9/D
NYTxFrBdA m	MN	6.69	+.2	-.3	+1.3/E
NYTxFrBdC m	MN	6.69	+.2	-.6	+.7/E
NYTxFrBdI	MN	6.73	+.4	-.1	+1.6/D
RealtyIncomeL	SR	13.01	...	-1.0	+4.0/D
RsrchMktNetrlL	NE	15.36	+1.4	+1.7	+1.1/C
ScapEqA m	SB	53.47	+.5	+7.7	+13.0/A
ScapEqC m	SB	39.88	+.4	+7.4	+12.4/B
ScapEqI	SB	61.73	+.5	+7.9	+13.3/A
ScapEqR5	SB	61.91	+.5	+8.0	+13.5/A
ShDurBdA m	CS	10.66	+.1	-.2	+.3/E
ShDurBdI	CS	10.68	+.1	-.1	+.5/D
ShDurBdR6	CS	10.68	+.2	+.1	+.8/D
SmCpBldA m	SG	27.19	-.6	+17.5	+16.8/A
SmCpBldI	SG	31.14	-.6	+17.6	+17.1/A
SmallCapCoreR5	SB	58.63	-.8	+10.0	+12.5/B
SmallCapGrowthA m	SG	18.89	-.7	+17.5	+16.7/A
SmallCapGrowthI	SG	20.83	-.7	+17.6	+17.0/A
SmallCapGrowthL	SG	21.45	-.7	+17.7	+17.2/A
SmallCapValueA m	SV	30.90	-.6	+7.1	+10.8/C
SmallCapValueI	SV	32.76	-.6	+7.3	+11.1/C
SmallCapValueR5	SV	32.78	-.6	+7.3	+11.2/C
SmallCapValueR6	SV	32.82	-.6	+7.4	+11.4/B
SmtRetr2020A m	TE	19.58	+.6	...	+5.3/C
SmtRetr2020I	TE	19.65	+.6	+.1	+5.4/C
SmtRetr2020R5	TE	19.67	+.6	+.2	+5.5/C
SmtRetr2030A m	TH	21.41	+.8	+.7	+6.7/D
SmtRetr2030I	TH	21.47	+.8	+.8	+6.9/C
SmtRetr2030R5	TH	21.52	+.8	+.9	+7.0/C
SmtRetr2040A m	TJ	22.66	+.9	+.9	+7.7/D
SmtRetr2040I	TJ	22.73	+1.0	+1.0	+7.8/D
SmtRetr2040R5	TJ	22.79	+1.0	+1.1	+7.9/C
SmtRetrIncl	RI	18.40	+.5	-.2	+4.3/B
SmtRetrIncR5	RI	18.43	+.5	-.2	+4.4/A
TaxAwareEqI	LG	35.75	+2.9	+7.3	+12.9/C
TaxAwrRlRetI	MS	9.42	+.2	+.9	+2.2/A
TaxFreeBondA m	ML	11.84	+.3	-.2	+2.4/D
TaxFreeBondI	ML	11.79	+.3	-.1	+2.6/D
USEquityA m	LB	17.18	+2.7	+6.1	+11.7/B
USEquityC m	LB	16.67	+2.7	+5.8	+11.1/C
USEquityI	LB	17.22	+2.7	+6.2	+11.9/B
USEquityL	LB	17.25	+2.8	+6.3	+12.1/B
USEquityR5	LB	17.25	+2.8	+6.3	+12.1/B
USLCpCrPlsA m	LB	31.46	+2.7	+6.3	+11.0/C
USLCpCrPlsC m	LB	29.94	+2.7	+6.0	+10.5/D
USLCpCrPlsI	LB	31.89	+2.7	+6.4	+11.3/C
USLCpCrPlsR5	LB	32.04	+2.8	+6.5	+11.5/C
USRsrchEnhEqI	LB	29.75	+2.6	+5.7	+10.5/D
USRsrchEnhEqL	LB	29.70	+2.5	+5.7	+10.5/D
USRsrchEnhEqR6	LB	29.71	+2.6	+5.8	+10.7/C
USSmallCompI	SB	20.36	-.7	+8.9	+10.6/C
USSmallCompL	SB	20.35	-.7	+8.9	+10.8/C
ValueAdvtgA m	LV	36.37	+1.4	+1.5	+8.4/D
ValueAdvtgC m	LV	36.17	+1.3	+1.2	+7.9/D
ValueAdvtgI	LV	36.60	+1.4	+1.6	+8.7/D
ValueAdvtgL	LV	36.62	+1.4	+1.7	+8.9/C
Jacob					
InternetInv m	ST	5.31	...	+19.9	+18.4/D
James Advantage					
BalGldRnR b	CA	23.54	-.1	-1.7	+2.0/E
Janus Henderson					
BalancedC m	MA	34.20	+1.6	+5.3	+8.4/A
BalancedS b	MA	34.50	+1.6	+5.7	+9.0/A
BalancedT	MA	34.55	+1.6	+5.8	+9.3/A
ContrarianT	MB	21.13	+1.8	+11.9	+5.8/E
EnterpriseS b	MG	126.60	+1.0	+10.5	+14.9/A
EnterpriseT	MG	129.45	+1.0	+10.7	+15.2/A
EuropeanFocusA m	ES	32.84	+.2	-5.3	-2.1/E
EuropeanFocusC m	ES	30.74	+.1	-5.7	-2.9/E
FlexibleBondT	CI	10.01	+.1	-1.7	+1.2/D
FortyA m	LG	36.61	+3.3	+16.0	+15.2/B
FortyS b	LG	35.25	+3.3	+15.9	+15.1/B
GlobalEqIncA m	FV	7.37	+1.0	-4.0	+4.8/B
GlobalEqIncC m	FV	7.31	+.8	-4.5	+4.0/C
GlobalLifeSciT	SH	61.96	+2.0	+13.4	+2.4/C
GlobalResearchS b	WS	84.67	+2.0	+5.9	+8.3/C
GlobalResearchT	WS	83.51	+2.0	+6.1	+8.6/C
GlobalSelectT	WS	17.51	+2.3	+3.9	+9.1/B
GlobalTechT	ST	36.35	+2.0	+18.5	+25.2/A
GrowthAndIncT	LB	57.02	+1.9	+4.4	+14.4/A
High-YieldT	HY	8.21	+.1	...	+4.6/C
MidCapValueS b	MV	17.05	-.1	...	+9.5/C
MidCapValueT	MV	16.94	-.1	+.2	+9.8/B
OverseasS b	FB	33.11	+1.3	+1.4	+3.7/D
OverseasT	FB	33.15	+1.3	+1.6	+4.0/D
ResearchT	LG	51.36	+2.8	+10.6	+12.0/D
Short-TermBondT	CS	2.98	+.2	+.1	+.8/D
SmallCapValueL	SV	24.04	-.5	+1.7	+12.1/B
SmallCapValueT	SV	23.33	-.5	+1.7	+11.9/B
VITBalInstl	MA	35.69	+1.6	+5.7	+9.3/A
VITEntrprsInstl	MG	74.86	+1.1	+11.2	+16.2/A
VITFlexBdInstl	CI	11.30	+.2	-1.7	+1.3/D
VITFortyInstl	LG	40.39	+3.4	+18.3	+16.4/A
VITGlRsrchInstl	WS	54.02	+2.1	+6.2	+8.7/C
VITOvrsInstl	FB	32.15	+1.3	+1.8	+4.0/D
VITRsrchInstl	LG	38.40	+2.9	+10.8	+11.7/D
VentureT	SG	87.03	+.2	+13.9	+12.3/C
Jensen					
QualGrI	LG	50.34	+3.2	+8.5	+15.5/A
QualGrJ b	LG	50.33	+3.2	+8.4	+15.2/B
John Hancock					
AbsRetCcyI	CR	8.87	+.5	-7.5	+1.7/C
AbsRetCcyR6	CR	8.96	+.4	-7.4	+1.8/C
BalA m	MA	20.82	+2.1	+2.6	+7.2/B
BalC m	MA	20.79	+2.0	+2.2	+6.5/C
BalI	MA	20.80	+2.1	+2.7	+7.5/B
BdA m	CI	15.36	+.4	-1.6	+2.2/B
BdC m	CI	15.36	+.3	-2.0	+1.4/C
BdI	CI	15.36	+.4	-1.4	+2.5/A
BdR6	CI	15.39	+.5	-1.4	+2.6/A
CATxFrIncA m	MC	10.70	+.3	-.1	+3.0/C
ClassicValA m	LV	33.61	+.5	-.4	+9.8/B
ClassicValI	LV	33.70	+.5	-.3	+10.1/B
CorBd1 b	CI	12.59	+.3	-1.9	+1.3/D
CptlAprc1 b	LG	18.44	+1.7	+15.4	+15.3/B
CptlAprcNAV	LG	18.49	+1.6	+15.4	+15.4/A
DiscpValA m	LV	22.84	+2.4	+1.4	+9.4/C
DiscpValC m	LV	21.46	+2.3	+1.0	+8.5/D
DiscpValI	LV	22.17	+2.4	+1.5	+9.6/C
DiscpValMCA m	MB	22.63	+.2	+.8	+9.9/B
DiscpValMCC m	MB	22.64	+.1	+.4	+9.1/C
DiscpValMCI	MB	23.52	+.2	+.9	+10.2/B
DiscpValMCR2 b	MB	23.41	+.2	+.7	+9.8/B
DiscpValMCR6	MB	23.53	+.3	+1.0	+10.3/B
DiscpValR4 b	LV	22.16	+2.3	+1.4	+9.5/C
DiscpValR5	LV	22.21	+2.4	+1.6	+9.7/C
DiscpValR6	LV	22.21	+2.4	+1.6	+9.8/B
EmMktsA m	EM	11.28	+.1	-6.8	+7.2/C
EmMktsI	EM	11.27	+.1	-6.6	+7.5/C
EmMktsNAV	EM	11.28	+.1	-6.5	+7.6/C
EqInc1 b	LV	20.62	+1.2	+1.7	+10.7/B
FdmtlLgCpCorA m	LB	51.18	+2.9	+4.8	+11.1/C
FdmtlLgCpCorC m	LB	45.52	+2.8	+4.4	+10.3/D
FdmtlLgCpCorI	LB	53.47	+2.9	+5.0	+11.4/C
FinclIndsA m	SF	20.61	+1.4	+3.2	+9.3/C
FltngRtIncA m	BL	8.44	+.4	+2.1	+3.1/D
FltngRtIncC m	BL	8.48	+.3	+1.7	+2.4/E
FltngRtIncI	BL	8.44	+.4	+2.2	+3.4/D
GlbAbsRetStrA m	AM	10.06	-.2	-3.6	-1.7
GlbAbsRetStrC m	AM	9.89	-.2	-4.1	-2.4
GlbAbsRetStrI	AM	10.16	-.1	-3.4	-1.4
GlbAbsRetStrR6	AM	10.18	-.1	-3.4	-1.3
GlbBd1 b	IB	12.73	...	-.8	+3.6/A
GlbholderYldA m	WS	11.24	+1.9	-2.5	+5.4/E
GlbholderYldC m	WS	11.25	+1.8	-3.0	+4.6/E
GlbholderYldI	WS	11.28	+1.9	-2.4	+5.7/E
GovtIncA m	GI	9.03	...	-1.7	+.2/D
HY1 b	HY	8.09	+.5	+1.3	+5.0/B
HYA m	HY	3.42	+.2	+.4	+5.1/B
HYC m	HY	3.42	+.1	+.3	+4.3/D
HYI	HY	3.41	+.2	+.6	+5.3/B
HYMuniBdA m	HM	7.91	+.4	+.6	+3.9/D
IncA m	MU	6.23	+.4	-1.7	+1.6/E
IncC m	MU	6.23	+.4	-2.1	+.9/E
IncI	MU	6.21	+.3	-1.7	+1.9/E
IntlGrA m	FG	28.70	...	+3.8	+9.4/A
IntlGrI	FG	28.79	+.1	+4.0	+9.8/A
IntlSmCp1 b	FA	21.96	-2.8	-2.6	+6.1
IntlVal1 b	FV	16.83	+.2	-2.1	+5.5/B
IntlValNAV	FV	16.78	+.2	-2.1	+5.5/B
InvmGradeBdA m	CI	10.14	+.3	-1.4	+1.6/C
MidCpStk1 b	MG	24.75	+.1	+15.8	+11.9/B
MlMg2010Lftm1 b	TA	9.20	+.7	+.3	+5.2/B
MlMg2015Lftm1 b	TD	9.69	+.7	+.7	+5.7/B
MlMg2015LftmA m	TD	9.68	+.6	+.5	+5.3/C
MlMg2020Lftm1 b	TE	10.58	+.9	+1.3	+6.5/A
MlMg2020LftmA m	TE	10.58	+.8	+1.1	+6.1/B
MlMg2025Lftm1 b	TG	11.34	+.9	+1.9	+7.4/A
MlMg2025LftmA m	TG	11.37	+.8	+1.6	+7.0/B
MlMg2030Lftm1 b	TH	11.75	+.9	+2.4	+8.2/A
MlMg2030LftmA m	TH	11.77	+.9	+2.2	+7.8/B
MlMg2035Lftm1 b	TI	12.34	+.9	+2.7	+8.8/A
MlMg2035LftmA m	TI	12.26	+.9	+2.6	+8.4/B
MlMg2040Lftm1 b	TJ	12.51	+1.0	+3.1	+9.4/A
MlMg2040LftmA m	TJ	12.44	+1.0	+2.9	+9.0/B
MlMg2045Lftm1 b	TK	12.36	+1.0	+3.3	+9.5/B
MlMg2045LftmA m	TK	12.27	+.9	+2.9	+9.0/C
MlMg2050Lftm1 b	TN	13.19	+1.0	+3.2	+9.4/B
MltIdx2020Prs1 b	TE	11.59	+.6	-.6	+3.2/E
MltIdx2025Prs1 b	TG	13.04	+.8	+.4	+5.1/E
MltIdx2030Prs1 b	TH	14.11	+1.0	+1.3	+6.8/D
MltIdx2035Prs1 b	TI	14.76	+1.1	+1.9	+7.9/C
MltIdx2040Prs1 b	TJ	15.16	+1.2	+2.4	+8.6/B
MltIdx2045Prs1 b	TK	15.34	+1.2	+2.5	+8.9/C
MltIdx2050Prs1 b	TN	13.64	+1.2	+2.6	+8.9/C
MltIdxIncPrs1 b	RI	11.03	+.5	-.3	+2.3/E
MltMgLsAgr1 b	XM	17.04	+.8	+3.6	+9.3/B
MltMgLsAgrA m	XM	17.09	+.8	+3.5	+8.9/C
MltMgLsAgrC m	XM	17.06	+.7	+3.0	+8.1/D
MltMgLsBl1 m	MA	15.46	+.8	+1.5	+6.2/D
MltMgLsBl5	MA	15.37	+.8	+1.7	+6.6/C
MltMgLsBlA b	MA	15.36	+.8	+1.7	+6.6/C
MltMgLsBlC m	MA	15.45	+.7	+1.1	+5.4/E
MltMgLsBlR6	MA	15.36	+.7	+1.7	+6.6/C

Name	Obj	NAV	4-wk Rtn	YTD Rtn	3-yr Rtn/Rk
MltMgLsCns1 b	XY	12.81	+.5	-.7	+3.4/C
MltMgLsCnsA m	XY	12.83	+.4	-1.0	+3.0/D
MltMgLsCnsC m	XY	12.83	+.4	-1.3	+2.3/E
MltmgLsMd1 b	CA	13.73	+.7	+.4	+5.0/B
MltmgLsMd5	CA	13.71	+.7	+.4	+5.1/B
MltmgLsMdA m	CA	13.77	+.7	+.2	+4.7/C
MltmgLsMdC m	CA	13.76	+.6	-.2	+3.9/D
MltmgrLsGr1 b	AL	16.50	+.8	+2.6	+7.9/C
MltmgrLsGr5	AL	16.48	+.8	+2.6	+7.9/C
MltmgrLsGrA m	AL	16.55	+.8	+2.4	+7.5/D
MltmgrLsGrC m	AL	16.51	+.7	+2.0	+6.8/D
NatrlRes1 b	SN	12.88	-1.7	+.9	+6.3/C
NewOpps1 b	SB	31.22	-.1	+8.8	+11.8/B
RegionalBankA m	SF	29.54	-.2	+7.2	+17.9/A
RegionalBankC m	SF	28.05	-.2	+6.8	+17.1/A
RlEsttSec1 b	SR	12.34	-1.0	-.4	+6.2/B
RlRetBd1 b	IP	10.98	-.2	-1.0	+1.3/C
SmCoVal1 b	SB	30.07	+.2	+5.7	+14.7/A
StratIncOppsA m	MU	10.41	+.4	-2.3	+2.1/E
StratIncOppsC m	MU	10.41	+.3	-2.7	+1.3/E
StratIncOppsI	MU	10.41	+.3	-2.2	+2.4/D
TtlRetNAV	CI	13.23	+.5	-1.4	+1.8/B
TxFrBdA m	ML	9.62	+.3	-.1	+2.5/D
USGlbLdrsGrA m	LG	50.28	+1.8	+10.7	+12.4/D
USGlbLdrsGrC m	LG	42.53	+1.8	+10.2	+11.6/D
USGlbLdrsGrI	LG	53.92	+1.9	+10.8	+12.7/C
USGr1 b	LG	11.88	+3.1	+17.6	+16.5/A
USGrA m	LG	11.91	+3.1	+17.5	+16.1/A
USHYBd1 b	HY	11.12	+.4	+.8	+5.4/B
sBlueChipGr1 b	LG	42.48	+2.6	+17.3	+17.3/A
KL					
AllcInstl	IH	14.50	-1.5	-4.5	+4.0/D
Keeley					
SmCpDivValI	SV	19.41	-1.8	+5.0	+11.5/B
SmCpValA m	SB	33.34	-1.2	+5.5	+6.5/E
SmCpValI	SB	33.82	-1.2	+5.7	+6.8/E
Kellner					
SmMidCpValI	SB	14.93	-.8	+3.4	+10.1/D
Kempner					
MlCpDepValIns	LV	10.86	+.6	+4.2	+8.5/D
Kinetics					
InternetNoLoad d	LG	48.17	+4.8	-7.7	+11.8/D
ParadigmInstl d	MG	58.42	+4.3	+20.2	+19.8/A
ParadigmNoLoad d	MG	58.00	+4.3	+20.0	+19.6/A
SmCptlOppsNLd d	SB	62.76	+2.4	+22.5	+19.2/A
Kirr Marbach					
PtnrsVal m	MG	25.24	...	+1.2	+7.1/E
LKCM					
AqnsCthlcEq m	LG	18.73	+3.0	+9.0	+10.5/E
EqInstl d	LG	28.56	+3.2	+9.8	+12.8/C
FI d	TW	10.49	+.2	-.7	+1.5/E
SmCptlEqIns d	SG	21.15	+2.0	+14.7	+9.3/E
LSV					
ValEq	LV	28.73	+.2	-.8	+10.0/B
Laudus					
IntlMktMtrsInv	FG	26.27	-.9	-.9	+7.6/B
IntlMktMtrsSel	FG	26.24	-.9	-.9	+7.7/B
MndrnEmergMkts	EM	7.85	+.1	-8.2	+2.8/E
MndrnIntlGvlIns	IB	9.99	-.1	-.1	+3.5/A
SCMktMtrsInv	SB	19.55	-.5	+6.1	+9.1/D
USLgCpGr	LG	22.95	+1.9	+18.6	+15.7/A
Lazard					
CptAltrOpStrIns	TV	10.52	+1.0	-.8	+6.0/B
DevMEqIns	EM	13.42	-.3	-7.3	+10.9/A
EMDbtInstl	EB	7.76	+1.1	-4.9	+3.4/D
EMEqBlndInstl	EM	11.88	-.1	-8.1	+8.4/B
EMEqInstl	EM	18.01	+.8	-10.0	+5.8/D
EMEqOpen b	EM	18.50	+.8	-10.2	+5.6/D
EMMltAsstInstl	EM	8.95	-.2	-7.9	+3.9/E
GlbLtdInfrsIns	XO	16.10	+1.3	+1.1	+11.4/A
GlbLtdInfrsOpn b	XO	16.11	+1.3	+1.0	+11.1/A
IntlEqInstl	FB	19.36	+.8	-1.3	+2.8/E
IntlEqOpen b	FB	19.55	+.8	-1.4	+2.5/E
IntlStratEqIns	FG	15.91	+.1	+1.3	+4.4/E
IntlStratEqOpen b	FG	16.02	+.1	+1.2	+4.1/E
USCorpIncInstl	HY	4.72	-.1	-.9	+3.6/E
USEqConcntrIns	LB	16.00	+.2	+4.5	+9.6/D
USSmMidCpEqIns	SB	15.49	+.3	+5.7	+10.1/D
USStratEqInstl	LB	13.25	+2.3	+6.6	+9.8/D
Lee Financial Group					
HawaiiMuniInv b	SI	10.93	+.3	-.6	+1.7/C
Leuthold					
CorInvmInstl d	TV	20.48	-.2	-.1	+5.7/B
CorInvmRetail d	TV	20.45	-.2	-.2	+5.6/B
GlbInstl d	IH	9.23	-.6	-4.2	+4.0/D
GrizzlyShrt	BM	18.03	-1.0	-10.7	-14.3/B
Litman Gregory					
MtrsEqInstl	LG	20.33	+1.8	+6.4	+11.9/D
MtrsIntlInstl	FB	17.56	-.9	-1.0	+1.1/E
Longleaf Partners					
Intl	FB	16.90	-.1	+1.6	+7.9/A
LnglfPtnrs	LB	27.28	-.6	+1.6	+7.3/E
SmCap	MB	29.77	-.8	+7.9	+9.2/C
Loomis Sayles					
BdInstl	MU	13.54	+.4	...	+4.1/B
BdRetail b	MU	13.46	+.3	-.2	+3.8/B
CorPlusBdA m	CI	12.61	+.6	-1.0	+2.6/A
FI	MU	13.25	+.3	-.5	+4.7/A
GlbBdInstl	IB	16.32	+.2	-1.8	+3.0/B
GlbBdRetail b	IB	16.02	+.1	-2.0	+2.8/B
GrY	LG	16.75	+2.5	+7.9	+15.7/A
InstlHiInc	HY	6.74	+.1	+.4	+5.9/A
InvmGradeBdA m	CI	10.93	+.3	-.5	+3.3/A
InvmGradeBdC m	CI	10.82	+.3	-.9	+2.5/A
InvmGradeBdY	CI	10.94	+.4	-.3	+3.5/A
InvmGradeFI	CI	12.01	+.7	-1.1	+3.9/A
LtdTrmGvtAgcA m	GS	11.12	+.1	-.2	+.3/C
SmCpGrInstl	SG	30.17	+.7	+18.8	+12.9/C
SmCptlValInstl	SB	35.21	-.1	+2.9	+11.2/C
SmCptlValRetail b	SB	34.62	-.1	+2.7	+10.9/C
StratIncA m	MU	14.31	+.6	+.2	+3.7/B
StratIncC m	MU	14.43	+.6	-.2	+2.9/C
ValY x	LV	4.39	+1.1	+1.9	+7.6/E
Lord Abbett					
AffiliatedA m	LV	15.77	+1.3	+.8	+10.1/B
AffiliatedC m	LV	15.81	+1.2	+.4	+9.3/C
AffiliatedF b	LV	15.77	+1.3	+.9	+10.3/B
AffiliatedI	LV	15.83	+1.3	+1.0	+10.4/B
AlphaStratA m	SG	29.09	-.1	+9.4	+10.2/D
AlphaStratC m	SG	24.57	-.1	+8.9	+9.3/E
AlphaStratF b	SG	29.28	...	+9.5	+10.3/D
BdDebA m	MU	8.03	+.1	-.3	+5.4/A
BdDebC m	MU	8.06	...	-.5	+4.8/A
BdDebF b	MU	8.02	+.1	-.2	+5.5/A
BdDebI	MU	7.99	+.1	-.2	+5.6/A
BdDebR3 b	MU	8.02	+.1	-.4	+5.1/A
CATxFrIncA m	MC	10.86	+.2	+.2	+3.5/B
CalibRtdDivGrA m	LB	15.44	+2.0	+1.2	+11.6/B
CalibRtdDivGrC m	LB	15.24	+1.8	+.7	+10.8/C
CnvrtA m	CV	13.74	-.8	+5.2	+8.4/B
CnvrtI	CV	13.81	-.8	+5.3	+8.6/A
CorFIA m	CI	10.52	+.2	-1.8	+1.2/D
CorFIC m	CI	10.47	+.1	-2.2	+.6/E
CorFIF b	CI	10.52	+.3	-1.8	+1.3/D
DevelopingGrA m	SG	29.64	+.5	+27.1	+9.9/E
DevelopingGrF b	SG	30.71	+.5	+27.2	+10.1/D
DevelopingGrI	SG	33.95	+.5	+27.2	+10.2/D
DevelopingGrR3 b	SG	28.80	+.4	+26.9	+9.7/E
EmMktsCcyI	CR	5.01	+.2	-4.3	+2.7/B
FdmtlEqA m	LV	13.02	+2.4	+.5	+8.6/D
FdmtlEqC m	LV	11.58	+2.4	+.2	+7.8/D
FdmtlEqF b	LV	12.88	+2.4	+.5	+8.7/D
FdmtlEqI	LV	13.10	+2.4	+.7	+8.8/C
FdmtlEqR3 b	LV	12.78	+2.4	+.4	+8.3/D
FltngRtA m	BL	9.15	+.4	+2.5	+4.5/A
FltngRtC m	BL	9.15	+.3	+2.1	+3.8/C
FltngRtF b	BL	9.14	+.4	+2.5	+4.6/A
FltngRtI	BL	9.15	+.3	+2.6	+4.7/A
GrOppsA m	MG	21.92	+1.1	+7.6	+7.7/E
GrOppsI	MG	24.92	+1.1	+7.8	+8.0/E
HYA m	HY	7.43	+.1	-.4	+5.8/A
HYC m	HY	7.39	...	-.7	+5.1/B
HYF b	HY	7.42	+.1	-.3	+5.9/A
HYI	HY	7.46	+.1	-.4	+6.0/A
HYMuniBdA m	HM	11.97	+.6	+3.8	+5.8/A
HYMuniBdC m	HM	11.98	+.6	+3.5	+5.1/B
HYMuniBdF b	HM	11.98	+.6	+3.9	+5.9/A
IncA m	TW	2.75	+.3	-2.0	+3.5/B
IncC m	TW	2.76	+.3	-2.3	+2.7/D
IncF b	TW	2.75	+.3	-1.9	+3.6/B
IntermTxFrA m	MI	10.68	+.4	+.2	+2.4/B
IntermTxFrC m	MI	10.67	+.4	-.1	+1.8/D
IntermTxFrF b	MI	10.68	+.5	+.3	+2.5/B
IntlDivIncA m	FV	7.38	+.9	-4.4	+2.9/D
IntlDivIncI	FV	7.43	+.9	-4.2	+3.2/D
IntlEqA m	FB	13.62	+.2	-4.6	+3.4/E
IntlEqF b	FB	13.55	+.2	-4.4	+3.7/D
IntlEqI	FB	13.74	+.1	-4.5	+3.8/D
IntlOppsA m	FQ	19.43	-1.4	-6.1	+7.0/D
IntlOppsI	FQ	19.97	-1.4	-5.9	+7.3/D
MidCpStkA m	MV	30.11	+.4	+.7	+6.1/E
MidCpStkF b	MV	29.89	+.4	+.8	+6.2/E
MidCpStkI	MV	29.92	+.4	+.9	+6.3/E
MidCpStkP b	MV	29.16	+.3	+.6	+5.9/E
MltAsstBalOppA m	MA	11.82	+.3	+.9	+5.6/D
MltAsstBalOppC m	MA	11.75	+.2	+.5	+4.8/E
MltAsstGlbOppA m	IH	11.45	+.3	-.8	+4.5/D
MltAsstGrA m	AL	17.52	+.4	+.9	+6.2/E
MltAsstGrC m	AL	17.35	+.4	+.4	+5.4/E
MltAsstIncA m	CA	14.97	-.1	+1.3	+5.0/C
MltAsstIncC m	CA	15.19	...	+.9	+4.2/D
NYTxFrA m	MY	11.16	+.3	+.2	+2.7/B
NewJerseyTxFrA m	MJ	4.94	+.6	+.8	+3.6/A
NtnlTxFrIncA m	ML	11.24	+.4	+.3	+3.5/B
NtnlTxFrIncC m	ML	11.25	+.4	...	+2.9/C
NtnlTxFrIncF b	ML	11.23	+.4	+.4	+3.6/A
ShrtDurIncA m	CS	4.18	+.3	+.5	+2.0/A
ShrtDurIncC m	CS	4.20	...	-.1	+1.2/B
ShrtDurIncF b	CS	4.17	+.1	+.3	+2.0/A
ShrtDurIncI	CS	4.17	+.1	+.3	+2.1/A
ShrtDurTxFrA m	MS	15.50	+.2	+.6	+.7/D
ShrtDurTxFrC m	MS	15.50	+.2	+.3	.../E
ShrtDurTxFrF b	MS	15.50	+.3	+.7	+.8/D
SmCpValA m	SB	22.04	+.2	+7.9	+10.2/D
SmCpValI	SB	26.12	+.2	+8.1	+10.5/D
TtlRetA m	CI	10.02	+.3	-1.7	+1.7/C
TtlRetC m	CI	10.01	+.2	-2.1	+1.1/D
TtlRetF b	CI	10.02	+.3	-1.7	+1.8/B
TtlRetI	CI	10.03	+.2	-1.6	+1.9/B
ValOppsA m	MB	20.73	+.9	+3.2	+7.9/D
ValOppsC m	MB	18.45	+.8	+2.7	+7.1/D
ValOppsF b	MB	21.15	+.9	+3.3	+8.1/D
ValOppsI	MB	21.55	+.8	+3.3	+8.2/D
Lyrical					
USValEqInstl	LV	17.76	-1.7	-4.6	+8.9/C
M.D. Sass					
EqIncPlusInstl	XR	10.87	+.5	-1.5	+1.8/E
MFS					
AgrsGrAllcA m	XM	24.33	+1.2	+5.3	+10.1/A
AgrsGrAllcB m	XM	23.92	+1.1	+4.9	+9.3/B
AgrsGrAllcC m	XM	23.68	+1.2	+4.9	+9.3/B
AlabamaMuniBdA m	SL	10.03	+.5	+.3	+2.4/B
ArkansasMuniBdA m	SL	9.68	+.4	+.5	+2.3/B

Continued on **next page**

Continued from **previous page**

Mutual Funds

Name	Obj	NAV	4-wk Rtn	YTD Rtn	3-yr Rtn/Rk
BlnRsrCorEqA m	LB	28.86	+2.6	+5.1	+10.1/D
BlnRsrCorEqI	LB	29.27	+2.6	+5.2	+10.4/D
CAMuniBdA m	MC	5.95	+.3	+.3	+3.6/B
CnsrvAllcA m	CA	15.64	+.7	+1.6	+5.0/B
CnsrvAllcB m	CA	15.55	+.7	+1.1	+4.2/D
CnsrvAllcC m	CA	15.40	+.6	+1.1	+4.3/D
CnsrvAllcI	CA	15.78	+.7	+1.7	+5.3/B
CorEqA m	LB	33.38	+2.5	+7.9	+12.8/A
CorEqC m	LB	29.16	+2.4	+7.4	+12.0/B
CorpBdA m	TW	13.44	+.6	-3.3	+2.6/D
CorpBdC m	TW	13.40	+.5	-3.7	+1.8/E
CorpBdI	TW	13.43	+.6	-3.2	+2.8/C
EMEqA m	EM	34.56	-.3	-1.6	+10.2/A
GeorgiaMuniBdA m	SL	10.60	+.3	+.2	+2.3/B
GlbEqA m	WS	43.92	+1.7	+.8	+8.1/C
GlbEqC m	WS	38.70	+1.6	+.4	+7.3/D
GlbGrA m	WS	43.33	+2.1	+6.4	+11.9/A
GlbHYA m	HY	6.05	+.2	-.8	+4.1/D
GlbTtlRetA m	IH	17.73	+.8	-1.6	+5.3/B
GlbTtlRetC m	IH	17.81	+.8	-2.0	+4.5/D
GovtSecA m	GI	9.50	+.1	-1.5	+.3/C
GrA m	LG	105.06	+2.9	+17.2	+16.0/A
GrAllcA m	AL	21.39	+1.0	+4.1	+8.6/B
GrAllcB m	AL	21.15	+1.0	+3.7	+7.8/C
GrAllcC m	AL	20.92	+1.0	+3.7	+7.8/C
GrAllcI	AL	21.60	+1.1	+4.3	+8.9/A
GrB m	LG	85.05	+2.8	+16.7	+15.1/B
GrC m	LG	84.40	+2.9	+16.7	+15.1/B
GrI	LG	111.54	+2.9	+17.3	+16.2/A
HiIncA m	HY	3.33	+.1	-.6	+4.2/D
HiIncI	HY	3.32	+.1	-.4	+4.4/C
InstlIntlEq	FG	25.76	+1.2	+1.2	+6.3/C
IntlDvrsfctnA m	FB	19.94	+.7	+1.3	+8.3/A
IntlGrA m	FG	34.87	+1.3	+3.3	+9.5/A
IntlNwDscA m	FR	35.41	-.3	+1.9	+9.5/C
IntlNwDscC m	FR	33.68	-.4	+1.5	+8.7/C
IntlNwDscI	FR	36.47	-.3	+2.1	+9.8/B
IntlValA m	FB	43.65	+.6	+1.1	+9.5/A
LtdMatA m	CS	5.89	+.2	+.1	+.9/C
LtdMatC m	CS	5.89	+.1	-.3	+.1/E
MAInvsGrStkA m	LG	30.54	+2.9	+9.8	+13.6/C
MAInvsGrStkB m	LG	26.49	+2.9	+9.4	+12.8/C
MAInvsGrStkC m	LG	26.25	+2.8	+9.4	+12.7/C
MAInvsGrStkI	LG	31.41	+2.9	+10.0	+13.9/C
MAInvsTrustA m	LB	33.88	+3.3	+5.9	+11.5/C
MAInvsTrustB m	LB	32.84	+3.2	+5.4	+10.6/C
MAInvsTrustC m	LB	32.21	+3.2	+5.4	+10.6/C
MAInvsTrustI	LB	32.98	+3.3	+6.0	+11.7/B
MAMuniBdA m	MT	10.92	+.4	+.3	+2.7/A
MISMuniBdA m	SL	9.55	+.5	+.3	+2.3/B
MidCpGrA m	MG	18.36	+.8	+14.8	+13.5/B
MidCpGrI	MG	19.42	+.8	+15.0	+13.8/B
MidCpValA m	MV	23.74	+.6	+2.2	+8.7/C
MidCpValC m	MV	22.27	+.6	+1.7	+7.9/D
MidCpValI	MV	24.34	+.7	+2.3	+8.9/C
ModAllcA m	MA	18.17	+.9	+2.8	+6.8/C
ModAllcB m	MA	17.96	+.8	+2.4	+6.0/D
ModAllcC m	MA	17.84	+.8	+2.4	+6.0/D
ModAllcI	MA	18.42	+.9	+3.0	+7.1/B
MrylndMuniBdA m	SL	10.69	+.6	+.8	+2.6/A
MuniHiIncA f	HM	8.19	+.5	+1.8	+4.9/B
MuniHiIncC m	HM	8.20	+.5	+1.2	+3.9/D
MuniIncA m	ML	8.66	+.4	+.4	+3.3/B
MuniIncC m	ML	8.69	+.3	...	+2.5/D
MuniLtdMatA m	MS	8.05	+.4	+.4	+1.6/A
MuniLtdMatC m	MS	8.06	+.4	+.1	+.7/D
NAMuniBdA m	SL	11.48	+.4	+.2	+2.4/B
NYMuniBdA m	MY	10.89	+.4	+.2	+3.0/B
NewDiscvA m	SG	31.84	+.1	+16.8	+12.9/C
NewDiscvC m	SG	25.75	...	+16.3	+12.1/C
NewDiscvI	SG	35.20	+.1	+17.0	+13.2/B
PEMuniBdA m	MP	10.16	+.4	+.7	+3.2/A
RsrchA m	LB	45.53	+3.0	+8.1	+12.2/B
RsrchC m	LB	41.03	+3.0	+7.7	+11.4/C
RsrchI	LB	46.77	+3.1	+8.3	+12.5/A
RsrchIntlA m	FB	19.39	+1.0	+.4	+5.1/C
RsrchIntlI	FB	20.07	+1.0	+.6	+5.4/B
SCMuniBdA m	SL	11.86	+.3	+.5	+2.3/B
StratIncA m	MU	6.38	+.4	-2.2	+2.9/C
TENMuniBdA m	SL	10.27	+.4	+.6	+2.4/B
TechA m	ST	45.08	+2.6	+22.8	+23.8/B
TechC m	ST	39.00	+2.5	+22.3	+22.9/B
TtlRetA m	MA	18.91	+1.4	-.2	+6.2/D
TtlRetB m	MA	18.93	+1.3	-.6	+5.4/E
TtlRetBdA m	CI	10.36	+.3	-2.0	+1.6/C
TtlRetBdC m	CI	10.37	+.3	-2.5	+.7/E
TtlRetBdI	CI	10.36	+.3	-1.9	+1.7/B
TtlRetC m	MA	19.03	+1.4	-.5	+5.4/E
TtlRetI	MA	18.91	+1.4	...	+6.4/C
UtlsA m	SU	20.64	+2.1	+3.5	+5.0/E
UtlsB m	SU	20.52	+2.0	+3.0	+4.2/E
UtlsC m	SU	20.52	+2.0	+3.0	+4.2/E
ValA m	LV	40.09	+2.6	-.4	+9.1/C
ValB m	LV	39.89	+2.5	-.8	+8.3/D
ValC m	LV	39.62	+2.5	-.8	+8.3/D
ValI	LV	40.31	+2.6	-.3	+9.3/C
VirginiaMuniBdA m	SL	11.01	+.4	+.6	+2.5/B
WestVRMuniBdA m	SL	10.91	+.4	+.6	+2.4/B
Macquarie Investment					
PldCorePlusBond	CI	9.95	-.1	-2.0	+1.8/B
PldEmergingMkts d	EM	8.05	-.1	-8.4	+3.5/E
PldLbrSellntlEq	FV	14.69	+1.0	-1.9	+3.5/C
Madison					
DivIncY	LV	27.05	+2.5	+2.3	+12.3/A
DiversIncA m	MA	16.08	+1.7	+.6	+7.7/B
InvsY	LG	23.88	+1.7	+4.5	+12.8/C
LgCpValA m	LV	15.01	+1.0	+2.5	+8.9/C
MidCpA m	MG	10.04	+1.0	+6.1	+10.5/C
MainStay					
BalA m	MA	32.52	+.2	+.4	+5.8/D
BalI	MA	32.60	+.2	+.6	+6.1/D
EpchGlbEqYldI	WS	19.10	+1.9	-2.6	+5.8/E
EpchUSAllCpI	LB	29.33	+1.5	+3.1	+10.2/D
EpchUSSmCpI	SB	32.37	-.7	+1.4	+8.9/D
EpochIntlCholI	FB	35.65	+.4	-1.1	+2.7/E
FltngRtA m	BL	9.30	+.3	+2.0	+3.6/C
FltngRtC m	BL	9.30	+.2	+1.6	+2.8/E
IdxdBdI	CI	10.28	+.2	-1.9	+1.2/D
IncBldrA m	IH	19.07	+1.2	-1.5	+5.1/C
LgCpGrA m	LG	10.83	+3.0	+19.7	+14.6/B
MAPA m	LB	42.92	+2.1	+5.0	+9.9/D
MAPC m	LB	38.15	+2.1	+4.5	+8.9/E
MAPI	LB	44.25	+2.2	+5.2	+10.2/D
MKCnvrtA m	CV	17.85	-.1	+6.7	+8.2/B
MKCommonStkA m	LB	27.27	+2.1	+6.6	+12.0/B
MKEMDbtA m	EB	10.18	+2.2	-4.0	+6.1/A
MKGovtA m	GI	8.06	+.1	-1.8	+.3/D
MKIntlEqA m	FG	18.00	+1.4	+6.1	+9.4/A
MKSP500IdxA m	LB	51.06	+2.4	+6.3	+12.4/B
MKSP500IdxI	LB	51.75	+2.5	+6.4	+12.6/A
MKSTMuniI	MS	9.56	+.3	+1.2	+1.3/B
MKTtlRetBdI	CI	10.28	+.3	-2.0	+2.0/B
MKTxFrBdA m	ML	9.98	+.5	+1.0	+3.5/B
MKUnconsBdA m	NT	8.72	+.3	-.4	+2.6/C
MacKHYCorpBdA m	HY	5.63	+.7	+.7	+5.8/A
MacKHYCorpBdB m	HY	5.60	+.6	+.3	+4.9/B
MacKHYCorpBdC m	HY	5.60	+.4	+.3	+4.9/B
Mairs & Power					
BalInv	MA	93.10	+2.1	+.1	+7.3/B
GrInv	LB	123.04	+3.1	+2.1	+10.8/C
SmCp d	SB	27.39	+1.4	+8.2	+12.7/B
Managed Account Seri					
AdvtgGlobalSmCp	SW	13.81	+.7	+3.4	+8.5/D
MidCapDiv	MV	12.60	+.1	+4.8	+10.8/B
Manning & Napier					
CorBdS	CI	10.34	+.3	-1.9	+1.1/D
DiversTxEx	MS	10.90	+.3	-.1	+.7/D
IntlSs	FB	9.11	-.8	-3.0	+6.0/B
NYTxEx	SS	10.34	+.4	-.2	+.7/D
PrBlndCnsrvTrmS	CA	13.68	+.8	+.6	+3.5/E
PrBlndExtndTrmS	MA	17.75	+.9	+2.8	+5.2/E
PrBlndMaxTrmS	XM	22.03	+1.2	+6.0	+9.2/B
PrBlndModTrmS	CA	13.67	+.7	+1.7	+3.9/D
UnconsBdS	NT	10.30	+.3	-.3	+1.9/D
WldOppsS	FB	8.31	+1.6	-.1	+5.1/C
Marathon Funds					
Val	LB	28.44	+1.8	+4.4	+10.8/C
Marketfield					
A m	LO	16.79	+.7	-2.6	+2.8/D
I	LO	17.01	+.7	-2.5	+3.0/D
Marsico					
21stCentury	MG	31.48	+.5	+14.2	+11.2/C
FlexCptl b	XM	15.56	+.5	+8.3	+7.6/D
Foc	LG	20.11	+1.9	+17.8	+12.0/D
Glb b	WS	16.90	+.5	+17.0	+14.5/A
Gr	LG	20.47	+1.6	+16.2	+11.6/D
IntlOpps b	FG	21.42	-.9	+5.9	+9.5/A
MassMutual					
MSCIEAFEInIdI	FB	13.22	+.1	-1.3	+4.7
PrmCorBdA m	CI	10.43	+.3	-1.6	+1.1/D
PrmCorBdAdmin	CI	10.53	+.4	-1.4	+1.4/C
PrmCorBdI	CI	10.64	+.4	-1.2	+1.7/B
PrmCorBdR5	CI	10.67	+.4	-1.3	+1.6/C
PrmCorBdSvc	CI	10.60	+.4	-1.4	+1.5/C
PrmDiscpGrR5	LG	13.84	+2.3	+10.6	+14.9/B
PrmDiscpGrSvc	LG	13.88	+2.4	+10.6	+14.8/B
PrmDiscpValR5	LV	16.68	+1.2	+1.2	+9.5/C
PrmDiscpValSvc	LV	16.55	+1.1	+1.0	+9.4/C
PrmDiversBdR5	CI	9.75	+.3	-1.4	+2.1/B
PrmGlbAdmin	WS	16.46	+1.5	+5.3	+10.0/B
PrmGlbR5	WS	16.48	+1.5	+5.4	+10.3/B
PrmHYI	HY	9.10	+.2	+.8	+6.1
PrmInfPrtIncI	IP	10.25	-.2	-.5	+2.1/A
PrmInfPrtIncR5	IP	10.26	-.2	-.5	+2.1/A
PrmInfPrtIncSvc	IP	10.22	-.2	-.6	+1.9/A
PrmIntlEqR5	FG	13.61	-1.0	-1.1	+5.6/D
PrmMainStrtR5	LB	11.69	+2.0	+3.8	+10.2/D
PrmShrtDurBdA m	CS	10.08	+.1	+.4	+1.3/B
PrmShrtDurBdI	CS	10.24	+.3	+.9	+1.9/A
PrmShrtDurBdR5	CS	10.27	+.3	+.8	+1.8/A
PrmShrtDurBdSvc	CS	10.19	+.2	+.7	+1.7/A
PrmSmCpOppsA m	SB	15.72	-.3	+10.0	+11.2/C
PrmSmCpOppsR5	SB	16.22	-.3	+10.3	+11.7/B
PrmStrEMkI	EM	13.24	-1.7	-1.3	+7.7
Rsl2000SCIdxI	SB	14.54	+.9	+11.3	+12.4
RtrSmt2020A m	TE	13.09	+.4	+1.1	+5.0
RtrSmt2020Admin	TE	13.17	+.5	+1.3	+5.2
RtrSmt2020Svc	TE	13.20	+.4	+1.3	+5.3
RtrSmt2030A m	TH	13.61	+.6	+2.1	+6.5
RtrSmt2030Admin	TH	13.70	+.6	+2.2	+6.8
RtrSmt2030Svc	TH	13.72	+.7	+2.3	+6.9
RtrSmt2040Admin	TJ	13.58	+.7	+2.6	+7.3
RtrSmt2040Svc	TJ	13.62	+.7	+2.7	+7.4
RtrSmtModA m	MA	10.49	+.5	+1.3	+5.2
RtrSmtModAdmin	MA	10.47	+.6	+1.5	+5.4
RtrSmtModGrA m	AL	11.09	+.7	+2.5	+7.0
RtrSmtModGrAdm	AL	11.07	+.7	+2.7	+7.2
SP500IdxAdmin	LB	19.49	+2.5	+6.3	+12.5/B
SP500IdxI	LB	19.76	+2.5	+6.5	+12.9/A
SP500IdxR4 b	LB	19.26	+2.4	+6.2	+12.3/B
SP500IdxR5	LB	19.81	+2.5	+6.5	+12.8/A
SP500IdxSvc	LB	19.83	+2.5	+6.4	+12.6/A
SPMidCpIdxI	MB	14.95	-.3	+5.1	+11.9/A
SelBlChpGrA m	LG	21.45	+2.5	+13.3	+15.9/A
SelBlChpGrAdm	LG	22.39	+2.6	+13.4	+16.2/A
SelBlChpGrR5	LG	22.91	+2.6	+13.5	+16.5/A
SelBlChpGrSvc	LG	22.70	+2.5	+13.5	+16.4/A
SelDvrsValR5	LV	13.11	+1.5	+2.0	+9.4
SelEqOpportsA m	LB	16.40	+2.2	+5.1	+11.6/B
SelEqOpportsAdm	LB	17.21	+2.2	+5.1	+11.9/B

Name	Obj	NAV	4-wk Rtn	YTD Rtn	3-yr Rtn/Rk
SelEqOpportsI	LB	17.76	+2.2	+5.3	+12.2/B
SelEqOpportsR5	LB	17.82	+2.2	+5.3	+12.1/B
SelEqOpportsSvc	LB	17.47	+2.2	+5.2	+12.0/B
SelFdmtlValA m	LV	11.62	+1.9	+.5	+8.0/D
SelFdmtlValAdm	LV	11.78	+1.9	+.7	+8.2/D
SelFdmtlValI	LV	11.71	+1.9	+.9	+8.6/D
SelFdmtlValR5	LV	11.76	+1.9	+.8	+8.5/D
SelGrOppsA m	LG	11.16	+2.4	+19.5	+12.5/D
SelGrOppsAdmin	LG	12.03	+2.3	+19.6	+12.8/C
SelGrOppsI	LG	13.01	+2.4	+19.8	+13.1/C
SelGrOppsR5	LG	12.86	+2.3	+19.7	+13.0/C
SelGrOppsSvc	LG	12.50	+2.4	+19.7	+12.9/C
SelMCValI	MV	13.94	+.9	+1.7	+10.2/B
SelOverseasI	FB	9.57	+.6	-1.7	+5.5/B
SelOverseasR5	FB	9.60	+.6	-1.7	+5.4/B
SelSmCoValI	SV	12.02	+.7	+5.9	+11.5
SelSmCoValR5	SV	12.08	+.7	+5.7	+11.4
SelSmCpGrEqI	SG	18.12	+.4	+14.8	+11.6/C
SelSmCpGrEqR5	SG	17.90	+.3	+14.6	+11.5/C
SelStratBdAdm	CI	10.11	+.5	-2.8	+2.2
SelStratBdR5	CI	10.15	+.5	-2.7	+2.4
SelStratBdSvc	CI	10.15	+.5	-2.7	+2.3
SelTtlRetBdI	CI	9.61	+.2	-1.4	+1.7/C
SelTtlRetBdR5	CI	9.59	+.2	-1.4	+1.5/C
SelTtlRetBdSvc	CI	9.63	+.2	-1.4	+1.5/C
SelectMdCpGrA m	MG	19.93	+1.1	+7.7	+11.4/B
SelectMdCpGrAdm	MG	21.51	+1.1	+7.9	+11.6/B
SelectMdCpGrI	MG	23.21	+1.1	+8.1	+12.0/B
SelectMdCpGrR5	MG	23.00	+1.1	+8.0	+11.9/B
SelectMdCpGrSvc	MG	22.47	+1.1	+8.0	+11.8/B
Matrix Advisors					
AdvsVal	LV	73.11	+2.5	+2.1	+8.3/D
Matthews					
AsiaDivInv	DP	19.03	-1.6	-2.6	+8.8/D
AsiaGrInv	DP	28.24	-2.9	+3.6	+12.0/A
AsiaInnovtrInv	PJ	14.09	-5.2	-.7	+10.4/A
AsianGrIncInv	PJ	16.32	-.2	-5.3	+3.1/E
ChinaInv	CH	22.16	-4.6	-.2	+11.4/B
IndiaInv	EI	33.32	...	-2.9	+7.3/D
JapanInv	JS	24.45	-2.3	+1.4	+10.3/B
KoreaInv	MQ	5.87	-4.9	-15.1	+5.4/C
PacTigerInv	PJ	29.99	-1.2	-5.3	+7.7/C
McKee					
IntlEqInstl d	FB	13.39	-.3	-3.5	+5.2/B
Meeder					
BalRetail b	TV	11.80	+1.1	+2.0	+5.2
MuirfieldRetail b	TV	7.83	+1.6	+3.8	+7.7/A
Merger					
Inv b	NE	16.67	-1.4	+4.6	+2.9/B
Meridian					
ContrarianLgcy d	MG	46.25	+.2	+10.2	+15.1/A
EqIncLegacy d	LG	19.34	+1.2	+21.1	+17.7/A
GrLegacy d	SG	45.71	-.8	+9.8	+14.6/A
Merk					
HardCcyInv b	IB	9.45	-.5	-3.5	+.9/E
Metropolitan West					
FltngRtIncls	BL	10.02	+.3	+1.9	+3.5/C
HYBdInstl	HY	9.50	-.1	+.1	+3.9/D
HYBdM b	HY	9.50	-.2	-.2	+3.6/E
IntermBdInstl	CI	10.12	+.1	-1.0	+.9/E
LowDurBdI	CS	8.60	+.2	+.2	+1.0/C
LowDurBdM b	CS	8.59	+.1	-.1	+.7/D
StratIncInstl	NT	7.89	+.2	-.1	+2.2/D
TtlRetBdI	CI	10.36	+.2	-1.4	+1.4/C
TtlRetBdM b	CI	10.36	+.2	-1.5	+1.2/D
TtlRetBdPlan	CI	9.75	+.2	-1.3	+1.5/C
UltraShrtBdIns	UB	4.25	-.1	+.5	+.9/D
UnconsBdI	NT	11.75	+.3	+.3	+2.5/C
UnconsBdM b	NT	11.76	+.3	+.2	+2.2/D
Miller					
OppC m	MB	26.35	+2.3	+16.9	+8.4/C
OppI	MB	30.46	+2.4	+17.6	+9.5/C
Mondrian					
IntlEq	FV	15.41	+1.1	-2.0	+3.7/C
Monetta					
Monetta	LG	20.75	+2.4	+9.8	+11.1/E
YoungInv b	LG	26.15	+2.6	+9.0	+13.2/C
Morgan Stanley					
EuropeanEqIncB m	ES	18.41	+1.5	+3.3	+3.0/D
GlbFIOppsA m	MU	5.61	+.4	+.5	+3.5/C
GlbFIOppsI	MU	5.68	+.5	+.8	+3.8/B
InsInAcIntlAll d	FB	14.05	+.9	-2.6	+3.5/D
InsInEMI d	EM	25.91	+.6	-7.3	+6.0/D
InsInGlbFrnchI	WS	25.82	+1.6	+5.3	+11.5/A
InsInGrA m	LG	48.51	+2.1	+24.8	+19.1/A
InsInGrI	LG	50.93	+2.2	+25.0	+19.4/A
InsInIntEqA m	FB	17.52	-.3	-1.1	+3.9/D
InsInIntEqI d	FB	17.78	-.2	-.9	+4.3/D
InsIncSmCGrI d	SG	13.02	+.5	+19.4	+6.7/E
InsIncUSRlEstI	SR	14.01	-.9	-1.0	+4.3/D
InsMidCpGrA m	MG	18.00	+.1	+26.1	+10.9/C
InsMidCpGrI	MG	21.27	+.1	+26.4	+11.2/C
InsShDrIncI	CS	8.12	+.3	+1.0	+3.5/A
InstlCorpBdI	TW	11.75	+.9	-3.0	+5.7/A
InstlCrPlsFIA m	CI	10.85	+.5	-1.3	+5.0/A
InstlCrPlsFIIns	CI	10.83	+.5	-1.2	+5.4/A
InstlGlbStrA m	IH	16.92	+1.2	+.4	+5.3/B
InstlGlbStrIns	IH	17.07	+1.2	+.6	+5.6/B
MltCpGrTrustA m	LG	40.40	+1.6	+26.8	+19.6/A
MltCpGrTrustI	LG	44.50	+1.6	+27.0	+20.0/A
USGovtSecB m	CI	8.40	-.1	-1.5	+1.4/C
USGovtSecI	CI	8.41	...	-1.1	+1.8/B
Motley Fool					
GlbOppInv	WS	25.05	+1.6	+10.3	+11.2/A
SMCapGrInv	MG	26.04	...	+6.9	+11.8/B
Muhlenkamp					
Muhlenkamp	LB	53.75	+.1	-2.6	+1.6/E
Nationwide					
A m	LB	26.37	+2.2	+5.8	+11.1/C
BdIdxA m	CI	10.67	+.3	-2.1	+.9/E
BdIdxInstl	CI	10.65	+.3	-1.8	+1.3/D
DynUSGrInstl	LG	13.79	+2.1	+12.4	+13.0/C
InDeAgrsA m	XM	10.43	+1.0	+2.8	+8.9/C
InDeAgrsSvc b	XM	10.45	+1.0	+2.7	+8.9/C
InDeCnsrvSvc b	XY	10.27	+.5	+.2	+3.2/D
InDeMdA m	MA	10.27	+.9	+1.8	+6.6/C
InDeMdC m	MA	10.06	+.9	+1.5	+5.9/D
InDeMdlyAgrC m	AL	10.39	+.9	+2.1	+7.4/D
InDeMdlyAgrsA m	AL	10.72	+.9	+2.5	+8.1/B
InDeMdlyAgrsSvc b	AL	10.69	+.9	+2.3	+8.1/C
InDeMdlyCnsC m	CA	10.19	+.6	+.7	+4.2/D
InDeMdlyCnsSvc b	CA	10.31	+.6	+1.0	+4.9/C
InDeModSvc b	MA	10.22	+.9	+1.8	+6.6/C
InstlSvc	LB	25.93	+2.2	+6.0	+11.4/C
IntlIdxA m	FB	8.29	+.9	-.8	+4.9/C
IntlIdxR6	FB	8.34	+.8	-.6	+5.3/B
MidCpMktIdxA m	MB	18.56	-.3	+4.8	+11.4/A
MidCpMktIdxIns	MB	18.88	-.2	+5.1	+11.8/A
S&P500IdxA m	LB	16.93	+2.4	+6.2	+12.3/B
S&P500IdxInsSv	LB	17.04	+2.5	+6.4	+12.5/A
S&P500IdxInstl	LB	17.08	+2.5	+6.5	+12.8/A
S&P500IdxSvc b	LB	16.95	+2.5	+6.2	+12.4/B
SmCpIdxA m	SB	15.09	-.3	+9.8	+12.1/B
SmCpIdxInstl	SB	15.41	-.2	+10.1	+12.6/B
Natixis					
IIOakmarkA m	LB	25.25	+1.0	+3.9	+12.5/A
IIOakmarkC m	LB	21.90	+.9	+3.5	+11.7/B
IUSEqOppsA m	LG	38.91	+1.5	+7.7	+15.1/B
IUSEqOppsC m	LG	26.76	+1.4	+7.3	+14.2/B
IUSEqOppsY	LG	45.12	+1.5	+7.9	+15.4/A
IVghnNlsnSCVIA m	SB	18.82	-.1	+3.6	+7.2/E
Needham					
GrRetail b	MG	45.58	+.1	+6.2	+6.7/E
Neuberger Berman					
CorBdInstl	CI	9.96	+.5	-2.0	+1.5/C
EmMktsDbtInstl	EB	8.44	+.8	-5.0	+3.9
EmMktsEqInstl	EM	20.02	-1.5	-7.4	+8.9
EmMktsEqR6	EM	20.04	-1.5	-7.4	+9.0
EqIncA m	LV	13.35	+.8	+3.1	+9.0/C
EqIncC m	LV	13.26	+.7	+2.6	+8.2/D
EqIncInstl	LV	13.39	+.8	+3.3	+9.3/C
FltngRtIncInstl	BL	9.88	+.4	+2.0	+3.3/D
FocInv	LB	27.96	+1.9	+5.4	+9.7/D
FocTrust b	LB	27.93	+1.9	+5.3	+9.5/D
GenesisAdv b	SG	62.17	+1.2	+7.8	+12.4/C
GenesisInstl	SG	62.14	+1.2	+8.1	+13.0/B
GenesisInv	SG	62.19	+1.2	+8.0	+12.8/C
GenesisR6	SG	62.13	+1.2	+8.1	+13.0/B
GenesisTrust	SG	62.22	+1.2	+7.9	+12.7/C
GrtChinaEqIns	CH	15.79	-4.6	-1.2	+13.2/A
GuardianInstl	LG	19.07	+2.5	+9.0	+13.3/C
GuardianInv	LG	19.05	+2.5	+8.9	+13.1/C
GuardianTrust b	LG	19.04	+2.5	+8.8	+12.9/C
HiIncBdA m	HY	8.46	-.1	+.3	+4.2/D
HiIncBdInstl	HY	8.48	+.1	+.6	+4.7/C
HiIncBdInv	HY	8.47	+.1	+.5	+4.5/C
HiIncBdR6	HY	8.48	...	+.5	+4.7/C
IntlEqInstl	FG	13.33	-.2	-.5	+6.6/C
IntlEqInv	FG	13.31	-.2	-.7	+6.4/C
IntlSelInstl	FG	13.07	-.5	-.1	+6.3/C
IntrnsValInstl	SB	17.68	+.2	+8.2	+10.7/C
LgCpValAdv b	LV	31.49	+1.6	+.6	+9.9/B
LgCpValInstl	LV	31.47	+1.6	+.9	+10.5/B
LgCpValInv	LV	31.47	+1.6	+.8	+10.3/B
LgCpValTrust b	LV	31.49	+1.6	+.7	+10.1/B
LgShA m	LO	14.74	+1.2	+2.4	+4.5
LgShC m	LO	14.06	+1.2	+2.0	+3.7
LgShInstl	LO	15.04	+1.3	+2.7	+4.8
MdCpGrInstl	MG	16.27	+.6	+10.5	+9.7/D
MdCpGrInv	MG	16.25	+.6	+10.4	+9.5/D
MdCpGrTrust	MG	16.24	+.6	+10.3	+9.4/D
MltCpOppsA m	LB	19.46	+2.9	+5.4	+13.0/A
MltCpOppsInstl	LB	19.62	+2.9	+5.7	+13.5/A
MunImptIns	MN	16.93	+.4	-.5	+1.6/C
MuniIntermBdIns	MI	11.58	+.4	-.2	+2.0/C
RkBlCmdStrA m	BB	6.15	-3.1	-.5	-.4/B
RlEsttA m	SR	12.83	-.4	-1.6	+6.3/A
RlEsttInstl	SR	12.87	-.4	-1.4	+6.7/A
RlEsttTrust b	SR	12.82	-.5	-1.5	+6.5/A
ShrtDurBdInstl	CS	7.67	+.2	+.1	+.6/D
SmCpGrInv	SG	42.42	+.4	+20.9	+12.5/C
StratIncA m	MU	10.80	+.5	-1.3	+2.7
StratIncC m	MU	10.79	+.5	-1.7	+2.0
StratIncInstl	MU	10.79	+.5	-1.1	+3.2
StratIncR6	MU	10.78	+.5	-1.0	+3.2
SustEqA m	LB	40.60	+.6	+6.3	+11.0/C
SustEqC m	LB	40.57	+.5	+5.9	+10.2/D
SustEqInst	LB	40.56	+.6	+6.6	+11.5/C
SustEqInv	LB	40.58	+.6	+6.4	+11.2/C
SustEqR6	LB	40.55	+.7	+6.6	+11.5/C
SustEqTrust b	LB	40.61	+.6	+6.3	+11.1/C
New Alternatives					
A f	SW	53.67	-.4	-3.4	+4.9/E
New Covenant					
BalGr	MA	104.41	+1.0	+3.3	+6.7/C
BalInc	CA	21.36	+.7	+1.4	+4.3/D
Gr	LG	44.36	+1.6	+6.3	+10.4/E
Inc	CS	22.58	+.2	-1.4	+1.2/C
Nicholas					
EqIncI	LV	20.60	+1.9	+5.7	+8.5/D
HiIncInstl	HY	8.83	+.1	-.8	+2.3/E
III	MG	29.76	+1.4	+7.6	+10.0/D
LtdEditionInstl	SG	28.83	-.4	+9.5	+12.0/C
Nicholas	LG	65.32	+3.1	+8.3	+5.2/E

Name	Obj	NAV	4-wk Rtn	YTD Rtn	3-yr Rtn/Rk
1919					
FinclSvcsA m	SF	28.77	-.1	+5.9	+16.2/A
FinclSvcsC m	SF	26.50	-.2	+5.5	+15.4/A
MrylndTxFrIncA m	SI	15.39	+.3	+.1	+1.5/C
SclyRspnsvBalA m	MA	19.03	+1.7	+6.3	+8.3/A
North Country					
EqGr	LG	19.91	+2.2	+11.3	+12.7/D
IntermBd	TW	9.85	+.3	-2.3	+.7/E
Northeast Investors					
NorthstInvTrust	HY	4.61	+.4	...	+1.5/E
Northern					
ActvMEmergMktEq d	EM	20.79	+.5	-4.3	+8.8/B
ActvMIntlEq d	FB	11.75	+.3	+.1	+5.5/B
ArizonaTxEx	SI	10.43	+.4	-.4	+2.3/A
BdIdx	CI	10.19	+.2	-1.8	+1.4/D
CAIntermTxEx	MF	10.50	+.4	+.2	+2.1/C
CATxEx	MC	11.40	+.3	...	+2.6/D
CorBd	CI	9.87	+.4	-2.0	+1.3/D
EmMktsEqIdx d	EM	12.17	+.2	-5.4	+8.2/B
FI	CI	9.80	+.4	-2.0	+1.6/C
GlbRlEsttIdx d	GR	10.51	-.9	-.5	+5.6/B
GlbTactAsstAllc	IH	12.98	+.5	-1.1	+6.2/A
HYFI d	HY	6.68	+.4	+.5	+4.6/C
HYMuni	HM	8.67	+.3	+.2	+3.4/D
IncEq x	LV	14.81	+2.1	+4.0	+11.9/A
IntermTxEx	MI	10.38	+.3	-.3	+2.1/C
IntlEq d	FB	10.11	+1.2	-1.5	+4.1/D
IntlEqIdx d	FB	12.83	+.9	-.6	+5.2/B
LgCpCor	LV	19.84	+2.0	+5.1	+11.5/A
LgCpVal	LV	16.50	+1.4	+1.2	+7.9/D
MidCpIdx	MB	20.31	-.2	+5.1	+11.9/A
MltMgrGlbRlEstt d	GR	10.79	-.5	+1.3	+4.9/B
ShrtBd	CS	18.54	+.2	+.1	+.9/C
ShrtIntermTxEx	MS	10.23	+.3	+.5	+.7/D
ShrtIntermUSGvt	GS	9.54	+.1	-.6	.../D
SmCpCor	SB	27.84	-.1	+8.9	+11.5/C
SmCpIdx	SB	14.99	-.2	+10.1	+12.5/B
SmCpVal	SV	24.59	-.5	+5.1	+11.3/C
StkIdx	LB	33.51	+2.5	+6.5	+12.9/A
TxEx	ML	10.47	+.3	-.4	+2.7/D
USTrsIdx	GI	20.83	-.1	-1.6	+.5/C
Nuveen					
AlAmrMuniBdA m	ML	11.44	+.3	-.1	+3.6/A
AlAmrMuniBdC2 m	ML	11.44	+.3	-.4	+3.0/C
ArizonaMuniBdA m	SL	10.67	+.3	-.3	+2.8/A
CAMuniBdA m	MC	11.07	+.3	...	+3.6/B
CAMuniBdI	MC	11.08	+.3	+.1	+3.7/B
ClrdMuniBdA m	SL	10.60	+.3	-.1	+3.0/A
CnctMuniBdA m	SL	10.39	+.3	-.1	+2.3/B
CorBdI	CI	9.41	+.3	-1.8	+1.1/D
CorPlusBdA m	CI	10.62	+.3	-2.1	+1.9/B
CorPlusBdI	CI	10.61	+.4	-1.9	+2.1/B
DivValA m	LV	15.09	+1.4	+2.8	+11.3/A
DivValI	LV	15.29	+1.5	+2.9	+11.6/A
GeorgiaMuniBdA m	SL	10.50	+.2	-.6	+1.6/D
HYMuniBdA m	HM	17.27	+.6	+1.8	+6.2/A
HYMuniBdC2 m	HM	17.26	+.5	+1.5	+5.6/B
HYMuniBdI	HM	17.27	+.6	+1.9	+6.4/A
HiIncBdA m	HY	7.54	+.3	+.8	+5.0/B
HiIncBdI	HY	7.56	+.3	+.8	+5.3/B
IntermDrMnBdA m	MI	9.13	+.3	+.5	+2.7/B
IntermDrMnBdI	MI	9.16	+.5	+.7	+2.9/A
KansasMnBdA m	SL	10.59	+.6	+1.0	+2.5/B
KentuckyMnBdA m	SL	10.62	+.3	-.3	+2.1/C
LgCpValA m	LV	27.22	-.7	+4.9	+11.2/A
LgCpValI	LV	27.36	-.7	+5.0	+11.5/A
LouisianaMnBdA m	SL	11.04	+.4	+.6	+2.5/A
LtdTrmMnBdA m	MS	10.91	+.4	+.8	+1.3/A
LtdTrmMnBdC2 m	MS	10.88	+.3	+.6	+1.0/B
LtdTrmMnBdI	MS	10.87	+.4	+.9	+1.5/A
MAMnBdA m	MT	9.97	+.3	-.6	+2.7/A
MAMnBdI	MT	9.96	+.2	-.6	+2.9/A
MNIntermMnBdA m	SM	10.24	+.3	-.2	+2.2/B
MNIntermMnBdI	SM	10.19	+.3	-.1	+2.4/B
MNMnBdA m	SM	11.54	+.3	-.2	+2.9/A
MNMnBdI	SM	11.52	+.3	-.2	+3.1/A
MichiganMnBdA m	SL	11.32	+.3	-.5	+2.6/A
MichiganMnBdI	SL	11.31	+.3	-.3	+2.8/A
MidCpGrOppsA m	MG	40.06	+.5	+8.9	+8.3/E
MidCpGrOppsI	MG	48.41	+.5	+9.1	+8.6/E
MidCpValI	MV	42.59	-.2	+3.9	+11.5/A
MissouriMnBdA m	SL	11.16	+.3	+.2	+3.1/A
MrylndMnBdA m	SL	10.57	+.3	...	+2.8/A
MrylndMnBdI	SL	10.57	+.4	+.1	+3.0/A
NAMnBdA m	SL	10.66	+.2	-1.0	+2.1/C
NAMnBdI	SL	10.71	+.3	-.8	+2.3/B
NWQIntlValI	FV	25.55	-.3	-2.7	+4.0/C
NWQSmCpValA m	SB	56.24	-.5	+7.2	+12.8/B
NWQSmCpValI	SB	57.80	-.5	+7.3	+13.0/A
NYMnBdA m	MY	10.82	+.3	-.1	+3.0/B
NYMnBdI	MY	10.83	+.4	-.1	+3.2/A
NewJerseyMnBdA m	MJ	11.26	+.4	+.1	+3.5/B
NewJerseyMnBdI	MJ	11.30	+.4	+.2	+3.7/A
OhioMnBdA m	MO	11.28	+.4	-.1	+2.6/B
OhioMnBdI	MO	11.24	+.4	+.1	+2.8/A
OrgIntermMnBdI	SI	10.10	+.4	-.2	+1.9/B
PEMnBdA m	MP	10.78	+.3	-.1	+2.7/B
PEMnBdI	MP	10.76	+.3	...	+2.9/B
RlEsttSecA m	SR	19.73	-.9	-1.3	+5.4/B
RlEsttSecI	SR	20.06	-.8	-1.1	+5.7/B
ShrtTrmBdA m	CS	9.73	+.1	+.1	+.9/C
ShrtTrmBdI	CS	9.74	+.2	+.3	+1.2/B
ShrtTrmMnBdI	MS	10.02	+.2	+.9	+.9/C
SmCpGrOppsI	SG	30.12	+.7	+15.4	+11.8/C
SmCpSelA m	SB	10.13	...	+10.1	+11.5/C
SmCpValA m	SV	26.21	-1.0	+1.9	+11.9/B
SmCpValI	SV	27.14	-1.0	+2.1	+12.2/B
StrBalAllcA m	MA	10.58	...	-.3	+4.2
StrBalAllcI	MA	10.55	+.1	-.1	+4.5
StrGrAllcA m	MA	13.04	+.2	+1.1	+6.3
StrIncI	MU	10.21	+.5	-1.7	+2.8/D
TNMnBdA m	SL	11.56	+.4	-.2	+2.4/B
TNMnBdC2 m	SL	11.54	+.3	-.6	+1.8/D
VirginiaMnBdA m	SL	10.97	+.3	-.2	+2.9/A
VirginiaMnBdI	SL	10.95	+.3	...	+3.1/A
WscnMnBdA m	SL	10.49	+.5	+.7	+2.5/B
Oak Associates					
LiveOakHlthSci	SH	20.22	+2.1	+4.1	+5.3/B
PinOakEq	LB	70.55	-.1	+7.1	+14.3/A
RedOakTechSel	ST	28.13	+3.0	+14.5	+24.7/A
WhiteOakSelGr	LB	94.74	+2.4	+10.5	+14.7/A
Oak Ridge					
SmCpGrA m	SG	17.66	+.2	+13.6	+6.6/E
Oakmark					
EqAndIncInv	MA	32.41	+.5	+.7	+7.0/B
GlbInv	WS	33.22	+1.1	+.3	+8.0/C
GlbSelInv	WS	18.83	+1.2	-2.4	+7.6/D
IntlInv	FB	26.90	-.5	-5.8	+6.2/A
IntlSmCpInv d	FQ	17.18	-1.1	-3.2	+6.0/E
Inv	LB	88.02	+1.1	+4.4	+13.0/A
SelInv	LB	47.13	+1.7	-1.3	+8.8/E
Oberweis					
ChinaOpps m	CH	16.01	-5.6	+.4	+8.8/C
IntlOpps m	FR	25.69	-1.3	+.8	+10.7/B
IntlOppsInstl d	FR	12.89	-1.2	+.9	+10.8/B
MicroCp m	SG	28.21	-.4	+12.3	+21.0/A
Old Westbury					
AllCpCor	LB	17.99	+2.1	+7.9	+9.1/E
FI	CI	10.82	+.1	-1.1	+.4/E
GlbSmMdCpStrat	SW	17.41	-.3	+3.9	+9.2/C
LgCpStrats	WS	15.06	+1.4	+4.1	+7.9/C
MnBd	MI	11.77	+.4	-.2	+1.0/E
StratOpps	IH	7.92	+.5	+1.3	+4.8/C
Olstein					
AllCpValAdv	LB	25.20	+.2	+1.9	+7.4/E
AllCpValC m	LB	20.23	+.1	+1.4	+6.3/E
Oppenheimer					
ActvAllcA m	AL	14.94	+.8	+2.4	+7.0/D
ActvAllcC m	AL	14.56	+.7	+2.0	+6.2/E
ActvAllcR b	AL	14.83	+.7	+2.2	+6.7/D
CnsrvInvA m	CA	9.53	+.5	+.2	+3.9/D
CnsrvInvC m	CA	9.39	+.5	-.2	+3.2/E
CptlAprcA m	LG	64.53	+3.3	+10.5	+10.0/E
CptlAprcC m	LG	48.57	+3.3	+10.1	+9.2/E
CptlAprcR b	LG	60.80	+3.3	+10.4	+9.7/E
CptlAprcY	LG	69.81	+3.3	+10.7	+10.3/E
CptlIncA m	CA	10.14	+1.1	+.1	+4.1/D
CptlIncC m	CA	9.80	+1.0	-.3	+3.3/E
CptlIncR b	CA	9.99	+1.0	-.1	+3.8/D
DevMktsA m	EM	43.15	-1.3	-.9	+8.4/B
DevMktsC m	EM	40.19	-1.3	-1.4	+7.6/C
DevMktsR b	EM	41.42	-1.3	-1.1	+8.1/B
DevMktsY	EM	42.59	-1.3	-.8	+8.7/B
DiscvA m	SG	90.11	+.9	+16.2	+12.2/C
DiscvC m	SG	64.64	+.8	+15.7	+11.3/D
DiscvMCGrA m	MG	21.83	+.7	+9.5	+10.8/C
DiscvMCGrC m	MG	17.95	+.6	+9.0	+10.0/D
DiscvMCGrR b	MG	20.41	+.7	+9.3	+10.5/C
DiscvR b	SG	83.42	+.9	+16.0	+11.9/C
DiscvY	SG	101.61	+.9	+16.4	+12.4/C
DivOppA m	LV	23.96	+.7	+.6	+8.6/D
DivOppC m	LV	23.11	+.6	+.2	+7.8/D
EqIncA m	LV	32.05	+1.2	-.1	+5.8/E
EqIncC m	LV	25.38	+1.2	-.6	+5.0/E
EqIncR b	LV	30.62	+1.2	-.3	+5.5/E
EqInvA m	WS	18.84	+.4	+2.2	+8.0/C
EqInvC m	WS	18.29	+.3	+1.7	+7.2/D
EqInvR b	WS	18.79	+.4	+2.0	+7.8/C
FdmtlAltsA m	AM	26.82	+.8	...	+.6/C
FdmtlAltsC m	AM	23.69	+.7	-.4	-.1/D
GlbA m	WS	101.18	+1.5	+5.4	+10.4/B
GlbAllcA m	IH	19.76	+.2	...	+4.9/C
GlbAllcC m	IH	18.84	+.1	-.4	+4.1/D
GlbAllcY	IH	19.75	+.2	+.2	+5.2/C
GlbC m	WS	92.90	+1.5	+5.0	+9.5/B
GlbOppsA m	SW	71.21	-1.2	+3.9	+22.5/A
GlbOppsC m	SW	62.72	-1.2	+3.5	+21.6/A
GlbOppsR b	SW	68.44	-1.2	+3.7	+22.2/A
GlbOppsY	SW	72.14	-1.1	+4.0	+22.8/A
GlbR b	WS	100.59	+1.5	+5.3	+10.1/B
GlbStrIncA m	MU	3.77	+.7	-2.0	+2.1/E
GlbStrIncC m	MU	3.76	+.6	-2.7	+1.3/E
GlbStrIncR b	MU	3.77	+.7	-2.4	+1.8/E
GlbStrIncY	MU	3.76	+.4	-2.1	+2.3/D
GlbY	WS	101.38	+1.5	+5.5	+10.6/A
GoldSpecMnralA m	SP	15.05	-2.3	-8.8	+17.1/A
GoldSpecMnralC m	SP	13.74	-2.4	-9.2	+16.2/A
GoldSpecMnralR b	SP	14.34	-2.3	-8.9	+16.8/A
IntlBdA m	IB	5.62	+.7	-3.4	+3.3/B
IntlBdC m	IB	5.60	+.6	-3.7	+2.5/C
IntlBdR b	IB	5.60	+.7	-3.6	+3.0/B
IntlBdY	IB	5.62	+.7	-3.3	+3.5/A
IntlDiversA m	FG	18.39	-.8	+.6	+8.3/B
IntlDiversC m	FG	17.82	-.8	+.2	+7.5/B
IntlDiversR b	FG	18.15	-.8	+.5	+8.0/B
IntlEqA m	FB	21.44	-1.6	-4.1	+5.9/B
IntlGrA m	FG	43.38	-1.0	-1.2	+5.6/D
IntlGrC m	FG	41.02	-1.1	-1.6	+4.8/E
IntlGrR b	FG	42.52	-1.0	-1.3	+5.3/D
IntlGrY	FG	43.16	-1.0	-1.1	+5.8/D
IntlSmMidCoA m	FR	54.01	+.9	+9.0	+14.5/A
IntlSmMidCoC m	FR	49.56	+.8	+8.5	+13.6/A
IntlSmMidCoR b	FR	51.56	+.8	+8.8	+14.2/A
IntlSmMidCoY	FR	53.61	+.9	+9.1	+14.8/A
LtdTrmBdA m	CS	4.45	+.2	-.1	+1.2/B
LtdTrmBdC m	CS	4.45	+.4	-.3	+.5/D
LtdTrmBdY	CS	4.47	+.3	+.1	+1.5/B
LtdTrmGvtA m	GS	4.32	+.2	-.1	+.4/B
LtdTrmGvtC m	GS	4.31	+.1	-.8	-.4/E

Name	Obj	NAV	4-wk Rtn	YTD Rtn	3-yr Rtn/Rk
LtdTrmGvtY	GS	4.33	+.2	...	+.7/A
MainStrtAllCpA m	LB	18.99	+1.7	+5.8	+9.4/D
MainStrtAllCpC m	LB	17.30	+1.6	+5.3	+8.6/E
MainStrtAllCpR b	LB	18.42	+1.7	+5.6	+9.2/E
MidCpValA m	MV	56.91	+.1	-.7	+8.3/C
MidCpValC m	MV	46.73	+.1	-1.1	+7.5/D
MidCpValR b	MV	54.44	+.1	-.9	+8.0/D
MidCpValY	MV	58.44	+.2	-.6	+8.5/C
MnStrA m	LB	52.93	+2.0	+3.8	+10.2/D
MnStrC m	LB	50.00	+2.0	+3.3	+9.4/D
MnStrMidCpA m	MB	28.35	+.8	+6.7	+8.7/C
MnStrMidCpC m	MB	23.30	+.7	+6.2	+7.8/D
MnStrMidCpR b	MB	26.85	+.8	+6.5	+8.4/C
MnStrMidCpY	MB	30.66	+.8	+6.8	+8.9/C
MnStrR b	LB	51.92	+2.0	+3.6	+9.9/D
MnStrY	LB	52.53	+2.1	+3.9	+10.5/D
ModInvA m	MA	12.46	+.8	+1.8	+5.9/D
ModInvC m	MA	12.17	+.7	+1.3	+5.2/E
ModInvR b	MA	12.37	+.7	+1.6	+5.7/D
RisingDivsA m	LB	20.25	+1.8	+5.2	+8.2/E
RisingDivsC m	LB	17.10	+1.7	+4.8	+7.4/E
RisingDivsR b	LB	20.12	+1.8	+5.2	+7.9/E
RisingDivsY	LB	21.00	+1.8	+5.4	+8.5/E
RlEsttA m	SR	24.22	-.2	-1.6	+4.2/D
RlEsttC m	SR	23.53	-.2	-2.0	+3.4/E
RlEsttR b	SR	24.10	-.2	-1.7	+3.9/D
RlEsttY	SR	24.50	-.2	-1.5	+4.4/D
SrFltngRtA m	BL	8.12	+.2	+2.3	+4.6/A
SrFltngRtC m	BL	8.13	+.2	+1.8	+3.9/C
TotalReturnBdA m	CI	6.61	+.4	-1.9	+1.6/C
TotalReturnBdC m	CI	6.62	+.4	-2.4	+.8/E
TotalReturnBdR b	CI	6.61	+.4	-2.1	+1.3/D
TotalReturnBdY	CI	6.57	+.4	-1.8	+1.9/B
ValA m	LV	37.59	+1.6	+1.4	+8.2/D
ValC m	LV	35.84	+1.6	+1.0	+7.4/E
ValY	LV	38.43	+1.6	+1.5	+8.5/D
Oppenheimer Rocheste					
AMTFreeMnsA m	HM	7.08	+.3	+6.4	+6.7/A
AMTFreeMnsC m	HM	7.02	+.3	+5.8	+5.9/A
AMTFreeNYMnsA m	MY	11.19	+.3	+5.4	+4.6/A
AMTFreeNYMnsC m	MY	11.19	+.3	+4.9	+3.8/A
CAMnA m	MC	8.46	+.4	+5.4	+5.8/A
CAMnC m	MC	8.42	+.3	+5.0	+5.0/A
HYMnA m	HM	7.32	+.3	+7.8	+8.2/A
HYMnC m	HM	7.29	+.4	+7.5	+7.5/A
LtdTrmCAMnA m	SS	3.15	+.5	+4.8	+2.7/A
LtdTrmCAMnC m	SS	3.14	+.5	+4.8	+2.0/A
LtdTrmNYMnA m	SS	2.89	+.2	+6.4	+1.9/A
LtdTrmNYMnC m	SS	2.87	+.2	+6.0	+1.1/B
MnsA m	MY	15.49	+.5	+8.4	+7.0/A
MnsC m	MY	15.45	+.4	+7.9	+6.1/A
MnsY	MY	15.49	+.4	+8.4	+7.2/A
NewJerseyMnA m	MJ	9.14	+.6	+11.4	+3.3/B
NewJerseyMnC m	MJ	9.15	+.5	+11.0	+2.6/D
PennsylvaniaMnA m	MP	10.38	+.3	+8.9	+5.0/A
PennsylvaniaMnC m	MP	10.35	+.3	+8.4	+4.3/A
ShrtDurHYMuniA m	HM	4.31	+.5	+8.9	+2.6/E
ShrtDurHYMuniC m	HM	4.29	+.5	+8.5	+1.8/E
Oppenheimer SteelPat					
MLPAlphaA m	LP	7.62	+2.2	-.8	-4.2/C
MLPAlphaC m	LP	7.17	+2.1	-1.2	-4.9/D
MLPAlphaPlusA m	LP	6.25	+2.7	-2.0	-8.1/E
MLPAlphaPlusC m	LP	5.90	+2.7	-2.2	-8.8/E
MLPAlphaPlusY	LP	6.40	+2.8	-1.8	-7.9/E
MLPAlphaY	LP	7.84	+2.2	-.6	-4.0/C
MLPIncA m	LP	6.04	+2.0	+.5	-3.6/C
MLPIncCs m	LP	5.63	+1.8	...	-4.3/D
MLPIncY	LP	6.22	+1.9	+.6	-3.4/B
MLPSel40A m	LP	8.07	+1.6	+.6	-1.6/A
MLPSel40C m	LP	7.62	+1.6	+.1	-2.3/B
MLPSel40I	LP	8.36	+1.7	+.7	-1.2/A
MLPSel40Y	LP	8.32	+1.6	+.5	-1.3/A
Optimum					
FxdIncC m	CI	9.26	...	-2.1	+.6/E
FxdIncInstl	CI	9.30	+.1	-1.5	+1.6/C
IntlInstl	FB	14.41	+.1	-.9	+8.7/A
LgCpGrC m	LG	16.14	+2.9	+13.0	+13.2/C
LgCpGrInstl	LG	20.44	+2.9	+13.7	+14.4/B
LgCpValC m	LV	16.04	+2.0	-.7	+6.5/E
LgCpValInstl	LV	16.34	+2.1	-.1	+7.6/E
SmMidCpGrIns	SG	18.49	-.3	+16.1	+11.1/D
SmMidCpValIns	SV	15.08	+.3	+1.8	+7.2/E
Osterweis					
Osterweis	LB	20.70	+3.4	+4.9	+5.1/E
StrInc	HY	11.24	+.2	+1.1	+4.5/C
PGIM Investments					
BalancedA m	MA	16.15	+1.2	+2.6	+7.8/A
BalancedZ	MA	16.27	+1.2	+2.8	+8.1/A
CAMuniIncA m	MC	10.48	+.3	+.3	+2.6/D
CoreBondZ	CI	9.64	+.4	-1.7	+1.9/B
GlbRlEstA m	GR	23.79	-.4	-.5	+3.4/D
GlbRlEstC m	GR	23.27	-.5	-.7	+2.8/E
GlbRlEstZ	GR	23.90	-.4	-.1	+3.8/D
GlbTtlRetA m	IB	6.58	+.3	-2.2	+4.2/A
GovrnIncA m	GI	9.26	...	-1.6	+.6/B
GovrnIncZ	GI	9.25	+.1	-1.3	+.9/A
HighYieldA m	HY	5.41	+.1	+1.3	+6.0/A
HighYieldB m	HY	5.41	+.3	+1.2	+5.5/A
HighYieldC m	HY	5.41	+.2	+1.1	+5.3/B
HighYieldZ	HY	5.43	+.3	+1.6	+6.3/A
Jen20/20FocA m	LG	15.99	+1.5	+9.5	+11.6/D
Jen20/20FocC m	LG	11.25	+1.4	+9.1	+10.8/E
Jen20/20FocZ	LG	17.75	+1.4	+9.7	+11.9/D
JenEqIncC m	LB	15.55	+1.6	+2.1	+5.1/E
JenEqOppA m	LB	20.28	+.3	+4.3	+10.2/D
JenFinSerA m	SF	15.41	+2.3	+7.4	+5.5/E
JenHealSciA m	SH	51.57	+.7	+15.1	+3.0/C
JenHealSciC m	SH	39.33	+.6	+14.7	+2.3/D
JenHealSciZ	SH	56.79	+.7	+15.3	+3.3/C
JenMidCapGrA m	MG	37.41	+.9	+6.1	+7.8/E
JenMidCapGrC m	MG	29.03	+.9	+5.7	+7.1/E
JenMidCapGrZ	MG	40.42	+1.0	+6.2	+8.1/E
JenNatResA m	SN	39.08	-1.7	+.3	+5.8/C
JenSmlComA m	SG	26.84	-1.2	+7.6	+10.3/D
JenSmlComC m	SG	14.79	-1.3	+7.3	+9.5/E
JenSmlComZ	SG	28.93	-1.2	+7.8	+10.6/D
JenUtlA m	SU	14.02	+1.6	+.7	+7.0/D
JenUtlC m	SU	13.96	+1.6	+.3	+6.2/D
JenUtlZ	SU	14.03	+1.6	+.8	+7.3/D
JenniFocGrA m	LG	15.73	+1.9	+20.3	+16.4/A
JenniFocGrC m	LG	12.67	+1.8	+19.8	+15.6/A
JennisonBldA m	LG	22.83	+.6	+9.5	+10.7/E
JennisonDivGrA m	LG	14.08	+.6	+13.9	+13.7/C
JennisonDivGrC m	LG	11.74	+.6	+13.4	+12.8/C
JennisonGrA m	LG	41.70	+1.6	+15.2	+15.0/B
JennisonGrC m	LG	33.51	+1.5	+14.8	+14.2/B
JennisonGrZ	LG	44.92	+1.6	+15.4	+15.3/A
JennisonValA m	LV	20.44	+1.0	+.7	+6.3/E
MuniHiIncA m	HM	10.20	+.3	+1.1	+4.2/C
MuniHiIncC m	HM	10.20	+.2	+.6	+3.4/D
NationalMuniA m	MI	14.61	+.3	...	+2.5/B
QMADefEqA m	LB	15.13	+2.2	+2.2	+8.5/E
QMAIntlEqA m	FV	7.68	+.1	-3.6	+5.0/B
QMALrgCaCoEqA m	LB	17.57	+1.9	+5.7	+12.4/B
QMAMidCapValC m	MV	18.80	-.8	-2.3	+7.3/D
QMASmCpValZ	SV	21.05	-.3	+4.2	+12.3/B
QMAStockIdxI	LB	55.46	+2.5	+6.5	+12.8/A
QMAStockIdxZ	LB	55.45	+2.5	+6.5	+12.7/A
ShTerCorBdA m	CS	10.73	+.2	-.6	+1.2/B
TtlRetBdA m	CI	14.10	+.4	-2.0	+2.6/A
TtlRetBdC m	CI	14.08	+.4	-2.4	+1.9/B
TtlRetBdZ	CI	14.05	+.4	-1.9	+2.9/A
PIA Mutual Funds					
ShrtTrmSecAdv	UB	9.98	+.2	+.5	+.9/D
PIMCO					
AlAstA m	TV	11.74	-.3	-2.4	+4.8
AlAstAdmin b	TV	11.75	-.3	-2.4	+5.0
AlAstAllAthA m	TV	8.49	-.8	-4.1	+2.9
AlAstAllAthC m	TV	8.48	-.8	-4.4	+2.1
AlAstAllAthI2	TV	8.49	-.8	-4.0	+3.2
AlAstAllAthIns	TV	8.49	-.7	-3.9	+3.4
AlAstC m	TV	11.68	-.3	-2.8	+4.0
AlAstI2	TV	11.75	-.3	-2.3	+5.2
AlAstInstl	TV	11.73	-.3	-2.2	+5.3
AlAstR b	TV	11.66	-.3	-2.6	+4.5
CAIntermMnBdA m	MF	9.66	+.4	-.1	+1.9/D
CAIntermMnBdIns	MF	9.66	+.4	+.1	+2.2/C
CAShrtDrMnIncIn	SS	9.84	+.2	+.7	+.9/C
CmdPlsStrA m	BB	6.15	-2.5	+4.0	+2.5
CmdPlsStrI2	BB	6.21	-2.7	+4.1	+2.8
CmdPlsStrIs	BB	6.24	-2.7	+4.1	+2.9
CmdtyRlRtStrA m	BB	6.19	-4.3	-4.7	-3.3
CmdtyRlRtStrAdm b	BB	6.22	-4.3	-4.7	-3.1
CmdtyRlRtStrC m	BB	5.87	-4.2	-5.1	-4.0
CmdtyRlRtStrI2	BB	6.33	-4.2	-4.4	-3.0
CmdtyRlRtStrIns	BB	6.35	-4.2	-4.4	-2.9
CrdtAbsRtI2	XS	9.95	+.5	+.2	+3.5/B
CrdtAbsRtInstl	XS	9.99	+.5	+.3	+3.6/A
DivandIncA m	IH	11.70	+.6	-.9	+4.0/D
DivandIncC m	IH	11.65	+.5	-1.3	+3.3/E
DiversIncA m	MU	10.65	+.7	-.7	+5.0/A
DiversIncC m	MU	10.65	+.6	-1.1	+4.2/A
DiversIncI2	MU	10.65	+.7	-.5	+5.3/A
DiversIncInstl	MU	10.65	+.7	-.4	+5.4/A
EMBdA m	EB	10.06	+1.2	-3.3	+4.9/B
EMBdI2	EB	10.06	+1.2	-3.2	+5.2/B
EMBdInstl	EB	10.06	+1.2	-3.1	+5.3/B
EMCcyInstl	CR	8.89	...	-3.7	+2.8/B
EMCorpBdInstl	EB	10.34	+1.3	-1.2	+4.2
EMFullSpcBdIns	EB	7.27	+.9	-4.1	+3.3/D
EmergLclBdA m	XP	6.87	+.3	-5.9	+2.2/C
EmergLclBdI2	XP	6.87	+.4	-5.8	+2.5/C
EmergLclBdInstl	XP	6.87	+.4	-5.7	+2.6/B
EqSLSA m	LO	11.80	+.7	+2.2	+2.7
EqSLSC m	LO	11.30	+.6	+1.8	+2.0
EqSLSI2	LO	11.98	+.8	+2.4	+3.0
EqSLSInstl	LO	12.07	+.8	+2.5	+3.2
ExtendedDrInstl	GL	7.37	-1.1	-6.6	+3.0
FBdUSDHdgA m	IB	10.79	+.2	+1.8	+3.9/A
FBdUSDHdgC m	IB	10.79	+.2	+1.4	+3.1/B
FBdUSDHdgI	IB	10.79	+.3	+2.0	+4.3/A
FBdUSDHdgI2	IB	10.79	+.2	+2.0	+4.2/A
FrgnBdUnHdgA m	IB	9.85	-.2	-1.4	+3.6/A
FrgnBdUnHdgAdm b	IB	9.85	-.2	-1.3	+3.8/A
FrgnBdUnHdgI2	IB	9.85	-.1	-1.2	+4.0/A
FrgnBdUnHdgIns	IB	9.85	-.1	-1.1	+4.1/A
GNMAA m	GI	10.74	+.3	-1.3	+.8
GNMAI2	GI	10.74	+.3	-1.1	+1.1
GNMAInstl	GI	10.74	+.3	-1.0	+1.2
GlbAdvtStrBdIns	IB	10.65	+.3	-.3	+3.9/A
GlbBdUSDHdgA m	IB	10.15	+.4	-.2	+3.1/B
GlbBdUSDHdgI2	IB	10.15	+.4	-.1	+3.4/B
GlbBdUSDHdgIns	IB	10.15	+.4	...	+3.5/A
GlbBdUnHdgdAdm b	IB	9.31	+.3	-1.8	+3.4/B
GlbBdUnHdgdIns	IB	9.31	+.3	-1.7	+3.7/A
GlbMltAsstA m	IH	12.50	+.5	+.3	+4.1
GlbMltAsstC m	IH	12.15	+.4	-.1	+3.3
GlbMltAsstI2	IH	12.59	+.6	+.5	+4.5
GlbMltAsstInstl	IH	12.61	+.5	+.5	+4.6
HYA m	HY	8.69	+.2	-.3	+4.7/C
HYAdmin b	HY	8.69	+.2	-.2	+4.8/C
HYC m	HY	8.69	+.1	-.7	+3.9/D
HYI2	HY	8.69	+.2	-.1	+4.9/B
HYInstl	HY	8.69	+.2	-.1	+5.0/B
HYMnBdA m	HM	9.11	+.7	+2.5	+6.2/A
HYMnBdC m	HM	9.11	+.7	+2.0	+5.4/B
HYMnBdI2	HM	9.11	+.8	+2.6	+6.4/A

Continued on **next page**

Continued from **previous page**

Mutual Funds

Name	Obj	NAV	4-wk Rtn	YTD Rtn	3-yr Rtn/Rk
HYMnBdInstl	HM	9.11	+.8	+2.6	+6.5/A
HYSpectrumA m	HY	9.75	+.1	+.5	+5.7/A
HYSpectrumI2	HY	9.75	+.2	+.6	+6.0/A
HYSpectrumInstl	HY	9.75	+.2	+.7	+6.1/A
IncA m	MU	12.00	+.6	-.5	+4.9
IncAdmin b	MU	12.00	+.6	-.4	+5.1
IncC m	MU	12.00	+.5	-.9	+4.1
IncI2	MU	12.00	+.6	-.3	+5.2
IncInstl	MU	12.00	+.6	-.3	+5.3
IncR b	MU	12.00	+.6	-.7	+4.6
InflRspMlAstIns	XY	8.47	-1.2	-1.3	+3.7
InvGdCpBdA m	TW	10.09	+.7	-2.4	+3.2/B
InvGdCpBdAdm b	TW	10.09	+.7	-2.3	+3.4/B
InvGdCpBdC m	TW	10.09	+.6	-2.8	+2.5/D
InvGdCpBdIns	TW	10.09	+.7	-2.2	+3.6/B
InvGdCpBdP	TW	10.09	+.7	-2.2	+3.5/B
LngDrTtlRetIns	CL	10.30	+.5	-4.4	+4.4/B
LngTrmCrdtI2	CL	11.41	+1.1	-5.1	+5.3/A
LngTrmCrdtInstl	CL	11.41	+1.1	-5.1	+5.4/A
LngTrmUSGvtA m	GL	5.89	-.5	-4.7	+1.5/E
LngTrmUSGvtI2	GL	5.89	-.5	-4.5	+1.8/C
LngTrmUSGvtIns	GL	5.89	-.4	-4.5	+1.9/B
LowDrA m	CS	9.74	+.3	-.4	+.7/D
LowDrAdmin b	CS	9.74	+.3	-.3	+.8/D
LowDrC m	CS	9.74	+.2	-.5	+.4/E
LowDrI2	CS	9.74	+.3	-.2	+1.0/C
LowDrIIInstl	CS	9.65	+.2	...	+1.2/C
LowDrInstl	CS	9.74	+.3	-.2	+1.1/C
LowDrR b	CS	9.74	+.2	-.5	+.5/D
LowDurESGIns	CS	9.43	+.1	-.2	+.9/C
LowDurIncA m	CS	8.52	+.3	+.9	+4.5/A
LowDurIncC m	CS	8.52	+.3	+.7	+4.2/A
LowDurIncI2	CS	8.52	+.4	+1.1	+4.8/A
LowDurIncInstl	CS	8.52	+.4	+1.1	+4.9/A
MnBdA m	ML	9.80	+.5	+1.0	+3.9/A
MnBdC m	ML	9.80	+.4	+.7	+3.4/B
MnBdI2	ML	9.80	+.5	+1.1	+4.1/A
MnBdInstl	ML	9.80	+.5	+1.2	+4.2/A
ModDrInstl	CI	9.99	+.4	-.8	+1.3/D
MortgOppsInstl	NT	10.98	+.2	+.9	+3.9
MrtgBckdScA m	CI	10.29	+.2	-.7	+2.0
MrtgBckdScIns	CI	10.29	+.2	-.5	+2.4
NYMnBdA m	MN	11.15	+.4	+.5	+2.8/A
NYMnBdInstl	MN	11.15	+.4	+.7	+3.2/A
RAEFdmAdPLUSIns	NE	10.05	-.8	-.7	+.7
RAEFdmPLA m	LV	7.51	+.9	+3.9	+11.2
RAEFdmPLC m	LV	6.93	+.9	+3.5	+10.4
RAEFdmPLEMGIns	EM	10.22	-1.4	-6.9	+9.4
RAEFdmPLI2	LV	7.83	+.9	+4.0	+11.6
RAEFdmPLInstl	LV	7.88	+.9	+4.0	+11.7
RAEFdmPLIntlIns	FV	9.10	+.1	-3.0	+6.2
RAEFdmPLSmInstl	SV	12.85	+.2	+10.2	+14.3
RlEstRlRtStrA m	SR	7.55	-.4	-.8	+5.3
RlEstRlRtStrIns	SR	8.35	-.2	-.6	+5.7
RlRetA m	IP	10.77	-.2	-1.0	+1.3/C
RlRetAdmin b	IP	10.77	-.2	-.9	+1.4/C
RlRetAsstInstl	IP	8.23	-.4	-2.4	+2.9/A
RlRetC m	IP	10.77	-.2	-1.3	+.8/E
RlRetI2	IP	10.77	-.1	-.8	+1.6/B
RlRetInstl	IP	10.77	-.1	-.8	+1.7/B
RlRetR b	IP	10.77	-.2	-1.1	+1.0/D
ShrtAsstInvmIns	UB	10.05	+.2	+1.3	+1.7/A
ShrtDrMnIncA m	MS	8.37	+.2	+.6	+.7/D
ShrtDrMnIncIns	MS	8.37	+.3	+.8	+1.1/B
ShrtTrmA m	UB	9.88	+.2	+1.2	+1.9/A
ShrtTrmAdm b	UB	9.88	+.2	+1.2	+1.9/A
ShrtTrmC m	UB	9.88	+.1	+1.0	+1.6/A
ShrtTrmI2	UB	9.88	+.2	+1.2	+2.0/A
ShrtTrmIns	UB	9.88	+.2	+1.3	+2.1/A
ShrtTrmR b	UB	9.88	+.2	+1.0	+1.6/A
SrFltngRtA m	BL	9.87	+.3	+1.7	+3.2/D
SrFltngRtC m	BL	9.87	+.3	+1.3	+2.5/E
SrFltngRtIns d	BL	9.87	+.4	+1.9	+3.5/C
StkPlsShrtI2	BM	8.01	-1.6	-4.5	-9.5
StkPlsShrtIns	BM	8.03	-1.6	-4.2	-9.4
StksPLUSA m	LB	11.08	+1.9	+5.3	+11.5
StksPLUSAbRtA m	LB	11.15	+2.0	+6.3	+12.3
StksPLUSAbRtC m	LB	10.15	+1.9	+5.8	+11.4
StksPLUSAbRtI2	LB	11.21	+2.1	+6.4	+12.6
StksPLUSAbRtIns	LB	11.34	+2.0	+6.4	+12.7
StksPLUSC m	LB	10.52	+1.8	+5.0	+11.0
StksPLUSIUHdIns	FB	6.72	+.1	-1.2	+5.1
StksPLUSIUSDHA m	FB	8.20	+.7	+1.8	+5.7
StksPLUSIUSDHC m	FB	7.55	+.7	+1.5	+4.9
StksPLUSIUSDHI2	FB	8.55	+.8	+2.1	+6.0
StksPLUSIUSDHIn	FB	8.62	+.8	+2.1	+6.1
StksPLUSIns	LB	11.94	+2.1	+5.6	+12.0
StksPLUSLngDrIn	XM	7.15	+2.0	+.1	+15.6
StksPLUSSmA m	SB	11.40	+.9	+11.4	+13.1
StksPLUSSmC m	SB	10.51	+.8	+10.9	+12.3
StksPLUSSmI2	SB	11.57	+1.0	+11.7	+13.4
StksPLUSSmIns	SB	11.66	+.9	+11.8	+13.5
TotRetESGI2	CI	8.85	+.2	-1.8	+1.5/C
TotRetESGIns	CI	8.85	+.2	-1.8	+1.6/C
TtlRetA m	CI	9.96	+.3	-1.8	+1.4/C
TtlRetAdm b	CI	9.96	+.3	-1.8	+1.5/C
TtlRetC m	CI	9.96	+.2	-2.3	+.7/E
TtlRetI2	CI	9.96	+.3	-1.7	+1.7/C
TtlRetIIIns	CI	9.40	+.1	-1.4	+2.0/B
TtlRetIVIns	CI	10.16	+.2	-1.8	+1.7/B
TtlRetIns	CI	9.96	+.3	-1.6	+1.8/B
TtlRetR b	CI	9.96	+.3	-2.0	+1.2/D
UncnsBdA m	NT	10.78	+.3	+1.3	+3.1/B
UncnsBdC m	NT	10.78	+.2	+.8	+2.3/C
UncnsBdI2	NT	10.78	+.3	+1.4	+3.4/B
UncnsBdIns	NT	10.78	+.3	+1.5	+3.5/B
UncnsTxMgdBdIns	NT	10.63	+.3	+2.8	+4.7/A
PNC					
CorFI b	CI	16.45	+.4	-1.9	+1.2/D
DiversEq b	LB	27.98	+.8	+2.3	+7.7/E
IntermBdI	CI	10.60	+.2	-1.2	+.8/E
IntermTxExBdI	MI	9.32	+.4	-.4	+1.9/D
IntlEqA m	FG	24.86	+.4	+2.6	+8.8/B
IntlEqIns	FG	25.10	+.4	+2.7	+9.1/B
LtdMatBdIns	CS	9.96	+.1	-.1	+.4/E
MltFctrLgCpGrI	LG	40.78	+1.5	+7.3	+12.5/D
MltFctrLgCpValI	LV	25.08	-.1	-1.5	+6.1/E
SmCpI	SG	25.96	+1.2	+8.3	+8.3/E
TtlRetAdvtgIns	CI	10.41	+.3	-1.9	+1.4/C
TxExLtdMatBdIns	MS	10.22	+.3	+.4	+.9/C
UltraShrtBdI	UB	9.87	+.1	+.6	+.7/E
PRIMECAP Odyssey					
AgrsGr	MG	49.71	-1.0	+12.1	+18.2/A
Gr	LG	41.51	+.1	+11.4	+17.2/A
Stk	LB	33.15	+1.4	+3.9	+13.6/A
Pacific Capital					
TxFrSecY	MI	10.04	+.4	...	+2.0/C
TxFrShrtIntrScY	MS	10.02	+.3	+.5	+.8/C
Pacific Funds					
OptmzAgrsGrA m	XM	17.70	+1.0	+3.3	+8.2
OptmzAgrsGrC m	XM	17.20	+.9	+2.8	+7.4
OptmzCnsrA m	XY	11.24	+.4	-.8	+3.1
OptmzCnsrC m	XY	10.97	+.4	-1.2	+2.3
OptmzGrA m	AL	15.94	+.9	+2.1	+7.0
OptmzGrB m	AL	15.66	+.8	+1.7	+6.2
OptmzGrC m	AL	15.61	+.8	+1.7	+6.2
OptmzModA m	MA	14.55	+.8	+1.2	+5.8
OptmzModB m	MA	14.32	+.7	+.8	+5.0
OptmzModC m	MA	14.30	+.7	+.8	+5.0
OptmzModCnsrA m	CA	12.67	+.6	-.1	+4.3
OptmzModCnsrC m	CA	12.39	+.5	-.6	+3.5
Paradigm					
Val d	SB	54.94	-.8	+12.2	+14.2/A
Parametric					
EmMktsInstl	EM	14.87	+1.0	-5.8	+5.6/D
EmMktsInv b	EM	14.79	+1.0	-6.0	+5.3/D
TxMgEMktIs	EM	49.43	+1.0	-5.5	+5.7/D
Parnassus					
CorEqInv	LB	45.18	+2.4	+6.5	+11.2/C
FI	CI	16.00	+.2	-2.1	+1.3/D
Parnassus	LB	48.18	-.3	-.2	+8.3/E
Pax					
BalIndvInv b	MA	22.87	+1.6	+2.7	+6.7/C
ESGBtQlIndvInv b	LB	20.49	+2.4	+4.8	+9.9/D
HYBdIndvInv b	HY	6.58	+.1	-.2	+4.2/D
Payden					
CAMnInc	MF	10.16	+.3	...	+2.5/B
CorBdInv	CI	10.37	+.3	-1.7	+2.4/A
EmMktsBdInv	EB	13.29	+1.6	-4.1	+5.3/B
EqInc	LV	16.83	+1.9	+2.7	+11.3/A
GNMAInv	GI	9.14	+.3	-1.2	+.8/A
GlbFI	IB	8.98	+.3	-.6	+2.4/C
GlbLowDr	IB	9.92	+.2	...	+1.0/E
HiIncInv	HY	6.36	+.2	+.1	+4.5/C
LowDr	CS	9.94	+.1	+.1	+1.0/C
LtdMat	UB	9.47	+.3	+1.2	+1.3/B
Pear Tree					
PlrsFgnVlInstl	FV	22.18	+.5	+.3	+7.4/A
PlrsFgnVlOrd b	FV	22.19	+.5	+.1	+7.1/A
PlrsSmCpOrd b	SB	27.96	+.1	+7.1	+9.3/D
PnAgrEMOrdinary b	EM	21.22	-1.5	-8.5	+2.0/E
QualOrd b	LB	20.57	+4.2	+6.8	+14.1/A
Performance					
MnBdInstl d	MI	23.86	+.4	-.6	+3.4/A
StrBd d	MU	22.26	+.2	+.6	+4.7/A
Permanent					
I	CA	41.01	-.6	-.4	+5.9/B
Perritt					
MicroCpOppsInv d	SB	32.35	-.9	+7.8	+12.2/B
UltraMicroCp d	SB	17.00	-.2	-1.6	+11.7/B
Pioneer					
A m	LB	30.47	+2.7	+6.2	+11.3/C
AMTFreeMnA m	ML	14.34	+.3	-.5	+3.1/B
AMTFreeMnY	ML	14.30	+.3	-.4	+3.4/B
BalA m	MA	9.63	+1.0	+2.0	+6.6/C
BdA m	CI	9.44	+.2	-1.5	+2.1/B
BdC m	CI	9.34	+.2	-1.8	+1.4/D
BdY	CI	9.36	+.4	-1.2	+2.4/A
C m	LB	26.60	+2.7	+5.8	+10.4/D
CorEqA m	LB	21.82	+1.5	+6.0	+11.6/B
DiscpGrA m	LG	19.59	+1.7	+7.6	+11.5/D
DiscpValA m	LV	16.00	+1.7	+.5	+10.3/B
DiscpValC m	LV	15.67	+1.6	+.1	+9.5/C
DiscpValY	LV	16.10	+1.7	+.7	+10.6/B
EqIncA m	LV	36.21	+1.1	+2.0	+11.9/A
EqIncC m	LV	35.56	+1.1	+1.6	+11.0/A
EqIncR b	LV	36.86	+1.1	+1.8	+11.4/A
GlbHYA m	HY	8.69	+.4	-1.6	+4.2/D
GlbHYC m	HY	8.67	+.4	-2.0	+3.5/E
GlbHYY	HY	8.54	+.6	-1.4	+4.5/C
HYA m	HY	9.56	+.2	+.6	+4.8/C
HYC m	HY	9.76	...	+.1	+4.1/D
HYY	HY	9.57	+.2	+.7	+5.1/B
HiIncMnA m	HM	7.31	+.7	+2.8	+5.7/B
HiIncMnC m	HM	7.31	+.5	+2.4	+4.9/B
IntlEqA m	FB	24.26	...	-1.5	+5.2/B
MidCpValA m	MV	24.44	-.3	-3.2	+6.5/E
R b	LB	30.61	+2.7	+6.1	+10.8/C
RlEsttA m	SR	23.95	-.7	-1.4	+4.5/D
SelMidCpGrA m	MG	46.32	+.2	+10.3	+12.5/B
SelMidCpGrY	MG	50.10	+.2	+10.5	+12.8/B
ShrtTrmIncY	CS	9.37	+.2	+.6	+1.4/B
SolusBalA m	IH	12.09	+.5	-1.1	+2.9/E
SolusBalC m	IH	11.09	+.5	-1.5	+2.2/E
StrIncA m	MU	10.45	+.4	-1.7	+2.9/C
StrIncC m	MU	10.22	+.2	-2.1	+2.2/D
StrIncR b	MU	10.62	+.3	-1.9	+2.5/D
StrIncY	MU	10.45	+.4	-1.5	+3.2/C
Y	LB	30.86	+2.7	+6.4	+11.5/C
Polaris					
GlbVal d	WS	27.77	+.1	+.2	+9.2/B
Portfolio 21					
GlbEqR b	WS	44.57	+1.7	+3.7	+10.6/A
Praxis					
GenesisBalA m	MA	13.96	+.8	+2.1	+6.2/D
GenesisGrA m	AL	15.62	+1.0	+3.5	+7.7/D
GrIdxA m	LG	25.81	+3.0	+12.0	+14.8/B
ImpactBdA m	CI	10.09	+.1	-1.8	+1.2/D
Principal					
CAMnA m	MF	10.36	+.4	-.4	+3.2/A
CorPlusBdA m	CI	10.56	+.4	-2.2	+1.6/C
CorPlusBdIns	CI	10.55	+.5	-2.0	+2.0/B
CorPlusBdJ m	CI	10.63	+.4	-2.2	+1.7/C
CptlAprcA m	LB	65.61	+2.5	+6.6	+11.4/C
CptlAprcC m	LB	50.90	+2.5	+6.1	+10.5/D
DiversIntlA m	FB	13.76	+1.2	-1.6	+6.0/B
DiversIntlIns	FB	13.71	+1.2	-1.4	+6.5/A
DiversIntlJ m	FB	13.61	+1.2	-1.5	+6.2/A
EqIncA m	LV	32.08	+2.6	+3.0	+11.4/A
EqIncC m	LV	31.26	+2.6	+2.6	+10.5/B
GvtHiQualBdA m	GI	10.08	+.1	-1.2	+.4/C
HYA m	HY	7.27	+.1	-.2	+5.3/B
HYC m	HY	7.35	...	-.5	+4.5/C
HYIIns	HY	9.65	...	+.8	+4.8/C
IncA m	CI	9.31	+.3	-.8	+2.2/B
InflProtIns	IP	8.49	-.2	-.5	+1.4/C
IntlEMA m	EM	27.98	-1.0	-6.6	+7.9/C
IntlEMJ m	EM	26.94	-1.0	-6.6	+8.0/C
IntlIIns	FG	16.49	-1.3	-3.7	+6.1/C
LCpSP500IdxA m	LB	18.64	+2.5	+6.3	+12.5/B
LCpSP500IdxIs	LB	18.65	+2.5	+6.5	+12.8/A
LCpSP500IdxJ m	LB	18.46	+2.4	+6.4	+12.6/A
LfTm2010Ins	TA	13.64	+.8	+.8	+4.8/C
LfTm2010J m	TA	13.58	+.7	+.7	+4.6/C
LfTm2020A m	TE	14.53	+1.0	+1.4	+5.8/B
LfTm2020Ins	TE	14.45	+1.0	+1.6	+6.2/B
LfTm2020J m	TE	14.37	+1.0	+1.6	+6.0/B
LfTm2030A m	TH	15.12	+1.1	+2.2	+7.1/C
LfTm2030Ins	TH	15.09	+1.2	+2.4	+7.4/B
LfTm2030J m	TH	15.04	+1.1	+2.3	+7.3/C
LfTm2040A m	TJ	15.91	+1.1	+3.1	+7.9/D
LfTm2040Ins	TJ	16.22	+1.2	+3.3	+8.3/C
LfTm2040J m	TJ	16.08	+1.2	+3.3	+8.1/C
LfTm2050Ins	TN	16.25	+1.2	+3.7	+8.8/C
LfTm2050J m	TN	15.80	+1.2	+3.6	+8.5/C
LfTmStrIncIns	RI	12.39	+.7	+.3	+3.9/B
LfTmStrIncJ m	RI	12.32	+.7	+.2	+3.6/C
LgCpGrA m	LG	10.21	+.5	+13.2	+11.7/D
LgCpGrIns	LG	16.92	+2.7	+17.3	+16.2/A
LgCpGrIJ m	LG	14.06	+2.7	+17.2	+16.0/A
LgCpGrJ m	LG	9.42	+.5	+13.4	+11.9/D
LgCpValA m	LV	10.90	+1.5	-.1	+7.3/E
LgCpValIIIIns	LV	17.41	+2.0	+2.8	+10.0/B
LgCpValIIIJ m	LV	17.16	+1.9	+2.6	+9.6/C
LgCpValJ m	LV	10.63	+1.4	-.1	+7.4/E
MdCpA m	MG	28.38	+1.8	+6.2	+11.8/B
MdCpGrIIIIns	MG	12.30	+1.1	+10.6	+10.8/C
MdCpGrJ m	MG	7.73	+1.2	+10.9	+10.3/C
MdCpJ m	MG	27.36	+1.8	+6.3	+12.0/B
MdCpSP400IdxJ m	MB	21.88	-.3	+4.9	+11.6/A
MdCpValIIIJ m	MV	19.50	-.5	-2.9	+6.2/E
MdCpValIIns	MV	15.50	+1.0	+2.9	+8.7/C
PrefSecIns	RR	10.00	+.3	-1.3	+4.8/C
RlEsttSecA m	SR	23.45	-.6	-.5	+6.1/B
RlEsttSecIns	SR	23.47	-.6	-.3	+6.5/A
RlEsttSecJ m	SR	22.77	-.7	-.5	+6.3/A
SAMgBA m	MA	16.16	+1.1	+1.8	+6.4/C
SAMgBC m	MA	15.91	+1.1	+1.3	+5.6/D
SAMgCnsBA m	CA	12.25	+.8	+.8	+4.9/C
SAMgCnsBC m	CA	12.11	+.7	+.3	+4.1/D
SAMgCnsGA m	AL	18.71	+1.6	+2.7	+8.0/C
SAMgCnsGC m	AL	17.36	+1.5	+2.2	+7.2/D
SAMgmtFlxIncA m	XY	12.37	+.5	...	+3.9/B
SAMgmtFlxIncC m	XY	12.24	+.5	-.4	+3.1/D
SAMgmtStrGrA m	XM	21.12	+1.5	+2.6	+8.3/C
SAMgmtStrGrC m	XM	19.22	+1.5	+2.2	+7.6/D
ShrtTrmIncA m	CS	12.04	+.3	+.1	+1.3/B
SmCpA m	SB	25.70	-.6	+12.6	+11.3/C
SmCpGrIIns	SG	16.02	+.6	+15.1	+13.4/B
SmCpGrIJ m	SG	11.96	+.6	+14.9	+13.1/B
SmCpIns	SB	27.56	-.5	+12.8	+11.7/B
SmCpJ m	SB	24.62	-.6	+12.7	+11.5/C
SmCpSP600IdxIns	SB	30.42	+.4	+12.3	+15.5/A
SmCpSP600IdxJ m	SB	28.85	+.4	+12.2	+15.2/A
SmCpValIIIns	SV	13.91	-.6	+5.5	+9.9/D
TxExBdA m	MI	7.12	+.2	...	+2.8/A
ProFunds					
BtchUltrSctInv	LE	66.46	+8.9	+6.4	-1.3/E
IntUltraSectInv	LE	102.17	+2.3	+48.1	+37.5/A
NASDAQ100Inv	LG	73.11	+2.8	+15.2	+16.6/A
UltBullInv	LE	63.08	+4.6	+9.4	+21.7/B
UltMidCpInv	LE	46.89	-1.0	+6.6	+19.3/B
UltNASDAQ100Inv	LE	78.80	+5.3	+29.3	+33.3/A
UltSmCpInv	LE	69.70	-.9	+16.8	+19.9/B
Prospector					
Opp m	MB	21.80	+.4	+4.6	+11.7/A
Provident Trust					
TrustStr	LG	16.31	+2.6	+10.7	+15.8/A
Putnam					
AMTFreeMnA m	ML	14.95	+.4	-.2	+2.5
CATxExIncA m	MC	8.03	+.2	-.2	+2.8/C
CnvrtSecA m	CV	26.81	+.3	+6.2	+7.0
CnvrtSecY	CV	26.80	+.3	+6.3	+7.3
CptlOppsA m	SB	14.70	+1.2	+9.0	+8.6
CptlSpectrumA m	AL	32.45	-3.4	-5.3	-1.4/E
CptlSpectrumC m	AL	30.75	-3.5	-5.7	-2.1/E
CptlSpectrumY	AL	32.86	-3.4	-5.2	-1.1/E
DiversIncA m	NT	7.03	+.1	+2.8	+3.9/A
DiversIncC m	NT	6.89	...	+2.2	+3.1/B
DiversIncM m	NT	6.89	+.1	+2.7	+3.6/B
DynAstAlcBalA m	MA	15.45	+1.0	+1.8	+6.9/C
DynAstAlcBalB m	MA	15.38	+1.1	+1.4	+6.1/D
DynAstAlcBalC m	MA	15.02	+1.1	+1.4	+6.1/D
DynAstAlcBalY	MA	15.49	+1.1	+2.0	+7.1/B
DynAstAlcCnsrA m	TV	10.79	+.6	-.3	+4.1/D
DynAstAlcCnsrY	TV	10.83	+.6	-.2	+4.3/D
DynAstAlcGrA m	AL	17.47	+1.2	+2.5	+8.6/B
DynAstAlcGrB m	AL	17.02	+1.2	+2.1	+7.7/C
DynAstAlcGrC m	AL	16.34	+1.1	+2.1	+7.7/C
DynAstAlcGrY	AL	17.67	+1.2	+2.7	+8.8/A
EqIncA m	LV	25.18	+2.0	+3.3	+10.2/B
EqIncB m	LV	24.87	+1.9	+2.8	+9.3/C
EqIncC m	LV	24.88	+2.0	+2.9	+9.3/C
EqIncM m	LV	24.85	+2.0	+3.0	+9.6/C
EqIncY	LV	25.19	+2.1	+3.4	+10.4/B
EqSpectrumA m	MB	38.82	-2.4	+2.3	+1.1/E
EqSpectrumC m	MB	36.33	-2.4	+1.9	+.4/E
EqSpectrumY	MB	39.56	-2.3	+2.4	+1.4/E
EuropeEqA m	ES	27.33	+.5	-.4	+1.3
FixIncAbReA m	NT	9.84	+.3	+2.4	+2.7
FixIncAbReC m	NT	9.80	+.2	+2.0	+1.9
FixIncAbReY	NT	9.84	+.3	+2.6	+2.9
FltngRtIncA m	BL	8.57	+.2	+2.1	+3.3/D
FltngRtIncC m	BL	8.57	+.3	+1.7	+2.6/E
GlbEqA m	WS	16.25	+.5	+3.2	+7.5/D
GlbHCA m	SH	53.09	+2.8	+7.6	+.6/D
GlbHCY	SH	56.98	+2.8	+7.8	+.8/D
GlbIncA m	IB	11.84	...	-1.0	+2.3
GlbNatrlResA m	SN	16.50	-.9	-1.3	-1.8
GlbUtlsA m	SU	13.55	+3.1	+.8	+6.3
GrOppsA m	LG	36.00	+3.5	+15.0	+15.9/A
GrOppsB m	LG	30.57	+3.5	+14.5	+15.1/B
GrOppsC m	LG	31.12	+3.5	+14.5	+15.1/B
HighYieldA m	HY	5.77	+.2	+.1	+4.7/C
HighYieldM m	HY	5.74	+.1	-.1	+4.4/C
IncA m	CI	6.84	+.4	+.6	+2.0/B
IncC m	CI	6.77	+.2	...	+1.2/D
IncM m	CI	6.65	+.4	+.4	+1.7/B
IncY	CI	6.95	+.4	+.7	+2.2/A
IntlCptlOppsA m	FA	41.46	-.3	-1.9	+7.1
IntlEqA m	FB	25.72	-.5	-1.7	+3.7/D
IntlEqY	FB	26.04	-.4	-1.6	+4.0/D
IntlGrA m	FG	23.32	...	+2.1	+6.1
IntlValA m	FV	11.82	-.6	-3.2	+3.4
MATEIncA m	MT	9.43	+.3	-.6	+2.2
MNTEIncA m	SM	9.12	+.2	-.3	+2.0
MltAsAbRtA m	AM	11.80	-.1	-3.3	+1.5/B
MltAsAbRtC m	AM	11.43	-.1	-3.7	+.8/C
MltAsAbRtY	AM	11.85	...	-3.2	+1.8/B
MortgageSecsA m	GI	12.55	+.4	+.2	+.4/C
NJTEIncA m	MJ	9.12	+.6	+.3	+2.8
NYTEIncA m	MY	8.39	+.3	-.3	+2.5/C
OhioTEIncA m	MO	8.84	+.3	-.3	+2.1
PETEIncA m	MP	8.95	+.2	-.3	+2.3
RsrchA m	LB	35.26	+2.2	+6.6	+11.1
RtrReady2020A m	TE	19.57	+.2	-.4	+2.9
RtrReady2025A m	TG	22.83	+.3	...	+3.8
RtrReady2030A m	TH	23.13	+.5	+.6	+5.0
RtrReady2035A m	TI	23.97	+.6	+1.0	+6.0
ShrtDurBdA m	NT	10.04	+.1	+1.1	+1.9
ShrtDurBdY	NT	10.06	+.2	+1.3	+2.2
SmCpGrA m	SG	44.96	+2.7	+19.1	+11.9
SmCpValA m	SV	14.24	+1.1	+5.2	+10.7
SmCpValY	SV	14.98	+1.1	+5.3	+11.0
SustFutureA m	MV	21.46	+2.9	+7.8	+8.0
SustLeadersA m	LG	100.10	+2.9	+11.9	+14.2/B
SustLeadersB m	LG	78.56	+2.9	+11.4	+13.3/C
SustLeadersM m	LG	86.88	+2.9	+11.6	+13.6/C
SustLeadersY	LG	107.05	+2.9	+12.1	+14.4/B
TEIncA m	ML	8.50	+.4	-.2	+2.7/C
TxFrHYA m	HM	12.50	+.5	+1.1	+4.4/C
QCI					
BalIns	CA	12.39	+1.2	+2.6	+6.3/A
QS					
CnsrvGrA m	MA	14.32	+.7	+1.1	+5.7
DefesvGrA m	CA	12.98	+.6	-.2	+4.3
GlbEqA m	WS	17.53	+1.0	+.5	+9.6/B
GrA m	XM	16.35	+.8	+1.6	+6.8
ModGrA m	AL	16.11	+.8	+1.5	+6.5
SP500IdxA b	LB	26.75	+2.5	+6.2	+12.4/B
RBC					
EntprI d	SG	24.35	+1.4	+6.0	+11.6/C
SMIDCpGrI d	MG	15.52	+1.7	+12.8	+13.0/B
Reynolds					
BlueChipGr b	LG	65.44	+1.0	+16.1	+9.6/E
Rice Hall James					
MicroCpIns d	SG	38.17	+1.3	+15.4	+14.1/B
SmCpIns	SG	12.06	+.2	+10.3	+6.6/E
RiverNorth					
CorOppR m	MA	10.86	+.8	+.9	+8.4/A
dbleInStrIncI d	MU	10.14	+.2	-.1	+3.9
dbleInStrIncR m	MU	10.15	+.1	-.3	+3.6
Riverbridge					
GrIns d	MG	20.49	+1.9	+13.4	+13.8/A
Rockefeller					
CorTxableBdIns	CI	9.75	+.2	-1.9	+1.4/C
IntermTENtBdIns	MI	9.98	+.3	-.2	+.9/E
Royce					
LowPricedStkSvc m	SB	9.32	-2.1	+10.2	+9.5/D
MicroCpInvm d	SB	12.88	-2.1	+10.7	+9.4/D
OppInvm d	SV	14.34	-1.0	+5.6	+15.5/A
PEMutCnslt m	SB	9.07	-.2	+7.2	+12.8/B
PEMutInvm d	SB	11.35	-.1	+7.9	+13.9/A
PremInvm d	SG	17.30	-.8	+4.2	+13.3/B
Sm/MdCpPremSvc m	MB	15.46	+.1	-1.0	+10.4/B
SmCpValSvc m	SV	11.12	+.5	+9.9	+8.8/D
SmlrCoGrSvc m	SG	12.05	-.7	+12.7	+9.2/E
SpecEqInvm d	SV	22.13	-.8	+1.6	+10.1/D
TtlRetInvm d	SB	13.90	+.7	+3.0	+12.1/B
Russell					
InvEmergMktsS	EM	19.75	-1.1	-6.6	+6.9
InvGbRlEstSecS	GR	33.17	-.9	-.4	+4.4
InvGlobalEqS	WS	11.10	+1.2	+2.8	+8.5
InvIntlDvdMktS	FB	40.15	-.1	-2.5	+4.8
InvInvmGrdBdS	CI	20.63	...	-2.2	+1.3
InvLPBalStrA m	MA	11.20	-.1	-.4	+4.7
InvLPBalStrC b	MA	10.93	-.2	-.8	+3.9
InvLPBalStrS	MA	11.35	...	-.3	+4.8
InvLPCnsrvStrA m	XY	9.64	-.1	-.7	+2.6
InvLPCnsrvStrC b	XY	9.52	-.1	-1.2	+1.8
InvLPEqGrStrA m	AL	13.42	+.2	+.9	+6.8
InvLPEqGrStrC b	AL	11.97	+.2	+.5	+6.0
InvLPEqGrStrS	AL	13.49	+.3	+1.0	+7.0
InvLPGrStrA m	AL	12.62	+.1	+.4	+5.8
InvLPGrStrC b	AL	12.16	+.1	...	+5.0
InvLPGrStrS	AL	12.80	+.1	+.5	+6.0
InvLPModStrA m	CA	10.27	-.3	-1.0	+3.9
InvLPModStrC b	CA	10.11	-.3	-1.4	+3.1
InvLPModStrS	CA	10.33	-.3	-.9	+4.1
InvShrtDurBdS	CS	18.96	+.2	+.4	+1.3
InvStratBdS	CI	10.52	+.1	-2.1	+1.6
InvTEBdS	MI	22.86	+.6	+.7	+2.6
InvTxMgdUSLgCpS	LB	42.72	+1.7	+4.4	+10.6
InvTxMgdUSMSCpS	SG	29.14	+1.5	+9.3	+10.1
InvUSCoreEqS	LB	33.70	+1.6	+4.8	+11.0
InvUSDefesvEqS	LB	53.59	+1.2	+4.5	+10.8
InvUSSmCpEqS	SB	34.83	+.7	+9.3	+11.5
Rydex					
BasBiotechInv	SH	94.75	+2.1	+8.6	-.6/E
DynSP500H b	LE	118.75	+4.6	+9.5	+21.6/B
HCInv	SH	31.81	+1.7	+11.0	+3.8/C
InternetInv	ST	139.89	+.3	+20.8	+19.3/D
IvGvLnBdStrInv	IT	35.15	+.5	+5.7	-2.8/B
NASDAQ1002xStrH b	LE	159.88	+5.4	+29.5	+33.4/A
NASDAQ100Inv	LG	39.27	+2.8	+15.5	+17.4/A
NovaInv	LE	76.79	+3.5	+7.7	+16.7/B
SP500PureGrH b	LG	71.57	+.9	+12.4	+11.9/D
SP500PureValH b	LV	86.67	-.8	+1.0	+9.1/C
TechInv	ST	103.04	+1.4	+15.5	+19.3/D
SEI					
CAMuniBdF	MF	10.61	+.5	-.2	+1.4/E
CoreFxdIncF	CI	10.93	+.3	-1.8	+1.8/B
EmergMktsDbtF	EB	9.55	+1.4	-5.3	+3.5/D
EmergingMktsEqF	EM	11.98	-.8	-7.3	+8.7/B
GNMAF	GI	10.09	+.1	-1.3	+.9/A
HighYieldBdF	HY	7.09	+.3	+1.6	+5.9/A
IntermTermMuniF	MI	11.52	+.5	...	+2.2/C
IntlEqF	FB	11.48	...	-1.4	+5.5/B
IntlFxdIncF	IB	10.31	+.3	+1.0	+2.6/C
LargeCapGrowthF	LG	38.73	+2.3	+13.2	+12.1/D
LargeCapValueF	LV	25.66	+1.5	+1.6	+8.6/D
MaschtsMuniBdF	MT	10.35	+.5	-.7	+1.2/E
MidCapF	MB	28.47	+.2	+3.4	+11.5/A
NewJrsyMuniBdF	MJ	10.27	+.6	-.1	+1.8/E
NewYorkMuniBdF	MN	10.55	+.4	-.4	+1.3/D
PnnylvnMuniBdF	MP	10.55	+.5	-.6	+1.4/E
S&P500IndexF	LB	66.50	+2.5	+6.4	+12.5/A
ShortDurGovtF	GS	10.20	+.1	-.1	+.5/B
SmallCapGrowthF	SG	40.77	+.3	+15.4	+10.4/D
SmallCapValueF	SV	25.71	-.4	+4.0	+9.0/D
TaxMgdSm/MdCpF	SB	24.69	+.1	+7.8	+9.9/D
TxMgdLCpF	LB	26.90	+1.9	+6.1	+10.1/D
USMgdVolF	LV	17.95	+1.2	+2.1	+8.8/D
UltraShtDurBdF	UB	9.31	+.2	+.8	+1.3/B
SSGA					
IntlStkSelionN b	FV	11.24	+.4	-4.7	+3.1/D
SP500IdxN b	LB	39.56	+2.5	+6.4	+12.8/A
Salient					
IntlSmCpIns	FR	21.37	-1.6	-1.5	+8.6/D
SelIncA m	RR	21.29	+1.2	-1.5	+3.6/E
SelIncC m	RR	20.66	+1.1	-1.8	+3.0/E
Schroder					
NorthAmrcnEqInv	LB	17.78	+2.0	+5.0	+11.7
Schwab					
Bal	MA	16.12	+.8	+4.2	+7.5/B
CATFBd	MF	11.70	+.4	+.1	+2.0/C
CorEq	LB	23.67	+1.5	+4.2	+10.7/C
DivEq	LV	16.25	+.8	+.1	+7.5/E
FdmtlIntlLgCIdx	FV	9.44	+.6	-.9	+6.5/A
FdmtlUSLgCIdx	LV	17.84	+1.4	+3.4	+11.4/A
FdmtlUSSmCIdx	SB	15.99	-.9	+7.1	+12.4/B
GNMA	GI	9.58	+.2	-1.2	+.8/B
GlbRlEstt	GR	7.53	-1.1	-.6	+6.4/A
HC	SH	26.19	+3.8	+8.1	+5.6/B
HdgdEq	LO	17.29	+.1	+.9	+6.6/B
IntermTrmBd	CI	9.75	+.1	-1.3	+.8/E
IntlIdx	FB	20.78	+.8	-.5	+5.4/B
LgCpGr	LG	19.41	+2.5	+8.4	+12.9/C
MktTrackAllEq	XM	19.53	+1.0	+4.1	+10.6/A
MktTrackBal	MA	18.95	+.7	+2.0	+6.9/B
MktTrackCnsrv	CA	16.12	+.5	+.8	+4.9/C
MktTrackGr	AL	23.82	+.9	+3.4	+8.9/A
SP500Idx	LB	43.90	+2.5	+6.6	+12.9/A
Schwab1000Idx	LB	66.73	+2.2	+6.6	+12.5/A
SmCpEq	SB	22.91	-.5	+9.0	+11.5/C
SmCpIdx	SB	33.77	-.2	+10.2	+12.7/B
TFBd	MI	11.54	+.4	-.1	+1.9/D
Trgt2010	TA	13.41	+.3	+.6	+4.3
Trgt2020	TE	14.35	+.3	+1.1	+5.3
Trgt2030	TH	16.06	+.5	+2.0	+7.0
Trgt2040	TJ	17.38	+.5	+2.5	+8.0
TrsInflPrtScIdx	IP	10.88	-.3	-.7	+1.6/B
TtlStkMktIdx	LB	50.51	+2.0	+6.9	+12.7/A
Schwartz					
MariaBd	XY	11.42	+.8	+.8	+3.3/D
MariaGr	MG	33.68	+1.7	+9.4	+14.0/A
MariaRisingDiv	LB	19.23	+2.1	+4.9	+11.0/C
Segall Bryant & Hami					
SmCpVal d	SB	13.57	+1.3	+8.6	+12.0/B
Selected					
AmrcnD	LB	40.50	+2.8	+6.3	+13.0/A
AmrcnS b	LB	40.43	+2.8	+6.2	+12.7/A
Sequoia					
Sequoia	LG	187.93	+2.1	+11.4	+.1/E
Shelton					
CMCATFInc	MF	11.32	+.4	...	+1.5/D
CMCorValDrct	LV	24.17	+1.5	+1.1	+7.8/D
CMSP500IdxDrct	LB	54.31	+2.5	+6.4	+12.8/A
CMSPMdCpIdxDrct	MB	27.85	-.2	+4.9	+11.9/A
CMSPSmCpIdxDrct	SB	25.16	+.3	+12.0	+15.0/A
Sit					
DivGrI d	LB	17.19	+2.1	+3.1	+10.9/C
LgCpGr d	LG	44.40	+2.7	+9.5	+13.0/C
MidCpGr d	MG	19.43	-.2	+5.8	+6.2/E
MinnesotaTFInc	SM	10.40	+.3	+.6	+3.0/A
SmCpGr d	MG	58.46	-.2	+7.0	+4.9/E
TFInc	MI	9.66	+.3	+1.0	+4.3/A
USGvtSec	UB	10.77	+.2	+.1	+.9/D
Smead Funds					
ValI1	LB	46.96	+1.0	+1.0	+8.2/E
ValInv b	LB	47.00	+1.0	+.8	+7.9/E
Snow Capital					
LSOppsA m	MV	27.39	+1.0	+.3	+3.8/E
LSOppsIns d	MV	27.71	+1.0	+.5	+4.0/E
Sound Shore					
ShoreInv	LV	46.50	+2.3	+1.9	+8.7/D
Spirit of America					
IncA m	CL	11.75	+.5	-.4	+4.0/C
LgCpValA m	LB	21.72	+2.2	+3.5	+9.3/D
MnTFBdA m	MI	9.31	+.3	-.1	+2.7/B
RlEsttIncGrA m	SR	11.24	+.4	-.1	+4.1/D
State Farm					
Bal	MA	68.17	+2.0	+.5	+6.4/C
BdIns	CI	10.81	+.3	-1.9	+1.5/C
BdPrem m	CI	10.82	+.3	-1.8	+1.4/C
EqBdPrem m	MA	12.68	+1.1	+3.7	+7.9/A
EqIns	LG	11.52	+1.6	+7.5	+12.1/D
EqPrem m	LG	12.04	+1.6	+7.5	+12.0/D
Gr	LB	79.76	+3.0	+.8	+9.6/D
Interim	GS	9.74	...	-.4	+.3/B
IntlEqPrem m	FG	13.51	-.6	+2.8	+6.5/C
IntlIdxPrem m	FB	13.03	+.8	-.8	+4.8/C
LfPth2020Prem m	TE	15.00	+.7	+.7	+5.0/D
LfPth2030Prem m	TH	16.68	+1.0	+1.5	+6.7/D
LfPth2040Prem m	TJ	18.13	+1.2	+2.0	+8.0/C
LfPthRetPrem m	RI	13.43	+.7	+.6	+4.5/A
MnBd	MI	8.51	+.3	-.1	+2.0/C
SP500IdxIns	LB	21.22	+2.5	+6.4	+12.5/A
SP500IdxPrems m	LB	21.16	+2.5	+6.4	+12.5/B
SmCpIdxIns	SB	19.98	-.3	+9.8	+12.1/B
SmCpIdxPrems m	SB	19.62	-.3	+9.9	+12.0/B
SmMidCpEqIns	SB	13.35	-.7	+8.9	+8.8/E
SmMidCpEqPrems m	SB	12.60	-.7	+9.0	+8.6/E
TxAdvtgdBdPrem m	MI	11.65	+.4	+.1	+2.2/C
State Street					
DiscpEMEqN b	EM	7.86	+.4	-7.5	+1.7/E
Sterling Capital					
MidValIns	MB	19.51	-2.3	+1.7	+9.2/C
NCIntermTFIns	SI	10.53	+.4	-.3	+1.5/C
ShrtDrBdI	CS	8.52	+.2	+.3	+1.3/B
StrtonMdCpVlIns	MB	69.00	+.8	+.9	+9.2/C
StrtonRlEsttIns	SR	37.04	-.7	+.9	+6.9/A
StrtonSmCpVlIns	SB	88.30	...	+2.3	+11.7/B
TtlRetBdIns	CI	10.23	+.2	-1.7	+2.1/B
VlIntermTFIns	SI	11.50	+.4	-.3	+1.4/D
WstVlIntrmTFIns	SI	9.82	+.3	-.3	+1.8/B
Stone Harbor					
HYBdIns	HY	7.98	...	+.4	+4.1/D
Stralem Fund					
Eq d	LB	10.40	+2.2	+3.4	+9.6/D
T. Rowe Price					
AfrcMdlEst d	MQ	9.54	+1.3	-.8	+1.5/D
BCGr	LG	113.03	+2.6	+17.4	+17.4/A
BCGrAdv b	LG	111.35	+2.6	+17.2	+17.1/A
BCGrR b	LG	107.22	+2.5	+17.0	+16.8/A
Bal	MA	24.75	+.9	+2.8	+7.8/A
CATFBd	MC	11.36	+.2	+.1	+2.9/C
Comm&TelInv	SC	107.83	+.3	+11.8	+16.9/A
CorpInc	TW	9.16	+.4	-3.4	+2.4/D
CptlAprc	MA	29.73	+1.8	+5.1	+9.7/A
CptlAprcAdv b	MA	29.39	+1.8	+5.0	+9.4/A
CptlOpp	LB	27.98	+2.5	+7.4	+13.5/A
DivGr	LB	45.18	+2.3	+4.8	+11.9/B
DivGrAdv b	LB	45.12	+2.3	+4.6	+11.6/C
DivMdCpGr	MG	32.01	+.9	+8.9	+11.9/B
EMBd d	EB	11.56	+1.4	-4.8	+5.7/A
EMLclCcyBd d	XP	6.32	+.8	-5.8	+3.1/B
EMStk d	EM	43.51	+1.1	-3.3	+11.4/A
EmergEurope d	MQ	14.57	+1.2	-6.8	+7.4/B
EqIdx500 d	LB	75.73	+2.5	+6.5	+12.7/A
EqInc	LV	33.59	+1.3	+1.7	+10.8/B
EqIncAdv b	LV	33.51	+1.3	+1.6	+10.5/B
EqIncR b	LV	33.43	+1.2	+1.4	+10.2/B
ErpnStk d	ES	20.81	+.9	+.5	+1.8/E
ExtendedEqMktId d	MB	30.47	-.3	+8.0	+11.4/A
FinclSvcs	SF	29.64	+.9	+5.9	+10.8/B
GNMA	GI	8.95	+.2	-.8	+.9/A
GeorgiaTFBd	SL	11.31	+.2	-.4	+2.2/B
GlbGrStk d	WS	27.58	+1.5	+8.2	+12.4/A
GlbMltSectBd	IB	11.14	+.5	-.6	+3.8/A
GlbRlEstt d	GR	19.92	-1.3	-1.1	+3.2/E
GlbStk d	WS	42.37	+1.6	+11.3	+15.6/A
GlbTech	ST	18.04	-2.5	+7.2	+21.7/C
GrStk	LG	71.82	+2.3	+14.6	+15.5/A
GrStkAdv b	LG	70.12	+2.3	+14.5	+15.2/B
GrStkR b	LG	67.74	+2.3	+14.3	+14.9/B
GrandInc	LB	29.87	+2.2	+5.5	+11.4/C
HY d	HY	6.52	+.2	-.4	+5.0/B
HYAdv m	HY	6.51	+.3	-.4	+4.7/C
HlthSci	SH	79.21	+1.9	+12.6	+6.3/B
InflProtBd	IP	11.75	-.2	-.6	+1.3/C
InsAfrcMdlEst d	MQ	6.60	+1.4	-.6	+1.8/D
InsCorPlus	CI	10.04	+.4	-1.6	+2.1/B
InsEMBd d	EB	8.44	+1.5	-3.9	+6.4/A
InsEMEq d	EM	39.76	+1.1	-3.2	+11.5/A
InsFltngRt d	BL	9.97	+.4	+2.2	+3.9/B
InsFltngRtF d	BL	9.96	+.4	+2.0	+3.8/C
InsGlbFocedGrEq d	WS	13.29	+1.7	+11.4	+15.7/A
InsGlbGrEq d	WS	29.96	+1.6	+8.5	+12.7/A
InsHY d	HY	8.68	+.3	-.3	+5.3/B
InsIntlCorEq d	FB	13.93	+.1	-.1	+6.2/A
InsIntlGrEq d	FG	24.75	+.2	-.5	+6.3/C
InsLgCpCorGr	LG	43.95	+2.6	+17.4	+17.5/A
InsLgCpGr	LG	43.28	+2.6	+17.3	+18.1/A
InsLgCpVal	LV	23.70	+1.3	+1.4	+10.7/B
InsMdCpEqGr	MG	59.23	+1.3	+8.7	+13.2/B
InsSmCpStk	SG	26.51	+.8	+11.8	+13.6/B
InsUSStructRsrc	LB	13.89	+2.6	+7.5	+13.7/A
IntlBd d	IB	8.77	-.1	-2.2	+3.3/B
IntlDiscv d	FR	73.49	-.4	+2.9	+12.9/A
IntlEqIdx d	FB	14.25	+.4	-1.4	+5.6/B
IntlStk d	FG	18.57	+.2	-.5	+6.3/C
IntlStkAdv m	FG	18.60	+.2	-.7	+6.0/C
IntlValEq d	FV	14.54	+.2	-3.8	+2.0/E
IntlValEqAdv m	FV	14.77	+.2	-4.0	+1.8/E
IntlValEqR m	FV	14.55	+.1	-4.2	+1.5/E
Japan d	JS	15.84	-1.8	+4.8	+15.2/A
LatinAmerica d	LS	22.82	+8.6	-7.1	+9.8/A
MdCpGr	MG	94.34	+1.2	+8.4	+12.5/B
MdCpGrAdv b	MG	91.46	+1.2	+8.2	+12.2/B
MdCpGrR b	MG	88.69	+1.1	+8.1	+11.9/B
MdCpVal	MV	31.72	...	+4.3	+11.7/A
MdCpValAdv b	MV	31.54	-.1	+4.2	+11.4/A
MdCpValR b	MV	31.02	-.1	+4.0	+11.2/A
MryIndShTrTFBd	SS	5.17	+.3	+.6	+.5/E
MryIndTFBd	SL	10.62	+.3	+.1	+2.7/A
NJTFBd	MJ	11.90	+.5	+.4	+3.0/C
NYTFBd	MY	11.45	+.3	+.2	+2.7/C
NewAmericaGr	LG	55.72	+3.0	+16.0	+16.3/A
NewAmericaGrAdv b	LG	54.47	+3.0	+15.8	+16.0/A
NewAsia d	PJ	18.86	-2.5	-3.6	+8.7/B
NewEra	SN	37.26	+1.4	+2.1	+9.1/A
NewHorizons	SG	62.17	+.9	+18.3	+17.1/A
NewInc	CI	9.17	+.2	-1.8	+1.5/C
NewIncAdv b	CI	9.16	+.3	-1.8	+1.3/D
OverseasStk d	FB	11.30	+.2	-.1	+6.1/B
PersonalStrBal	MA	24.54	+.7	+2.8	+7.9/A
PersonalStrGr	AL	35.30	+.9	+4.0	+9.5/A
PersonalStrInc	CA	19.68	+.7	+1.7	+6.1/A
QMUSSmCpGrEq d	SG	38.66	+1.0	+10.8	+12.4/C
RlAsts d	IH	11.56	-.9	-1.1	+7.4/A
RlEstt d	SR	27.70	-1.9	-2.3	+4.5/C
RlEsttAdv m	SR	28.06	-1.9	-2.4	+4.2/D
Rtr2005	TA	13.75	+.6	+.7	+5.2/A
Rtr2005Adv b	TA	13.68	+.6	+.6	+5.0/B
Rtr2005R b	TA	13.75	+.6	+.5	+4.7/C
Rtr2010	TA	18.47	+.7	+1.0	+5.7/A
Rtr2010Adv b	TA	18.36	+.7	+.9	+5.4/A
Rtr2010R b	TA	18.23	+.6	+.7	+5.2/B
Rtr2015	TD	15.19	+.7	+1.4	+6.3/A
Rtr2015Adv b	TD	15.13	+.7	+1.3	+6.1/A
Rtr2015R b	TD	14.97	+.7	+1.1	+5.8/A
Rtr2020	TE	22.98	+.8	+2.0	+7.2/A
Rtr2020Adv b	TE	22.79	+.8	+1.8	+6.9/A
Rtr2020R b	TE	22.56	+.8	+1.7	+6.7/A
Rtr2025	TG	18.02	+.9	+2.4	+7.9/A
Rtr2025Adv b	TG	17.90	+.8	+2.3	+7.6/A
Rtr2025R b	TG	17.70	+.8	+2.1	+7.3/A
Rtr2030	TH	26.66	+.9	+2.9	+8.5/A
Rtr2030Adv b	TH	26.41	+.9	+2.7	+8.3/A
Rtr2030R b	TH	26.17	+.8	+2.6	+8.0/A
Rtr2035	TI	19.58	+.9	+3.2	+9.0/A
Rtr2035Adv b	TI	19.46	+.9	+3.0	+8.7/B
Rtr2035R b	TI	19.23	+.9	+2.9	+8.5/B
Rtr2040	TJ	28.19	+.9	+3.5	+9.4/A
Rtr2040Adv b	TJ	27.91	+.9	+3.4	+9.1/B
Rtr2040R b	TJ	27.70	+.9	+3.2	+8.8/B
Rtr2045	TK	19.15	+.9	+3.7	+9.6/A
Rtr2045Adv b	TK	19.01	+1.0	+3.5	+9.3/B
Rtr2045R b	TK	18.78	+.9	+3.4	+9.0/C
Rtr2050	TN	16.09	+.9	+3.7	+9.6/A
Rtr2050Adv b	TN	15.93	+.9	+3.5	+9.3/B
Rtr2050R b	TN	15.78	+.9	+3.4	+9.0/B
Rtr2055	TL	16.15	+.9	+3.7	+9.6/A
Rtr2055Adv b	TL	16.04	+.9	+3.6	+9.3/B
RtrBal	CA	15.45	+.6	+1.1	+5.2/B
RtrBalAdv b	CA	15.46	+.5	+1.0	+4.9/C
RtrBalR b	CA	15.45	+.5	+.8	+4.7/C
SciandTech	ST	51.70	-.4	+13.7	+21.6/C
SciandTechAdv b	ST	51.00	-.4	+13.5	+21.3/C
ShrtTrmBd	CS	4.65	+.2	+.3	+1.0/C
SmCpStk	SG	53.26	+.7	+11.7	+13.4/B
SmCpStkAdv b	SG	52.69	+.7	+11.5	+13.1/B
SmCpVal d	SB	52.36	+.3	+6.7	+15.1/A
SmCpValAdv m	SB	51.99	+.3	+6.5	+14.7/A
SpectrumGr	LG	25.58	+1.1	+5.0	+11.0/E
SpectrumInc	MU	12.35	+.4	-1.3	+3.9/B
SpectrumIntl d	FB	14.44	-.1	-1.2	+5.7/B
SummitMnIncInv	ML	11.75	+.3	...	+3.0/C
SummitMnIntrInv	MI	11.70	+.4	-.2	+2.1/C
TFHY d	HM	11.93	+.3	+.7	+4.1/C
TFInc	ML	9.97	+.3	...	+2.6/D
TFIncAdv b	ML	9.98	+.2	-.1	+2.2/D
TFShrtInterm	MS	5.54	+.3	+.4	+.8/C
TtlEqMktIdx d	LB	32.13	+2.0	+6.6	+12.6/A
TxEfficientEq d	LG	32.78	+2.0	+13.5	+13.6/C
USBdEnhIdx d	CI	10.64	+.1	-1.7	+1.6/C
USLgCpCor	LB	25.10	+2.2	+5.4	+11.6/B
USTrsInterm	GI	5.54	...	-1.6	+.2/D
USTrsLngTrm	GL	12.08	-.4	-4.4	+1.5/D
VITFBd	SL	11.83	+.3	+.1	+2.7/A
Val	LV	37.28	+.9	-.1	+9.1/C
ValAdv b	LV	36.69	+.9	-.2	+8.8/C
TCM					
SmCpGr	SG	38.68	+1.2	+15.3	+14.6/A
TCW					
CorFIIns	CI	10.69	+.2	-1.5	+1.3/D
CorFIN b	CI	10.66	+.2	-1.7	+1.0/E
EMIncIns	EB	8.03	+1.7	-3.9	+6.3/A
RltvVlDivAprcI	LV	19.12	+.9	+1.1	+8.4/D
RltvVlDivAprcN b	LV	19.45	+.9	+1.0	+8.2/D
RltvVlLgCpIns	LV	21.81	+1.1	+.2	+8.8/D
RltvVlMidCpI	MV	25.85	-.7	+2.7	+11.9/A
SelEqsI	LG	29.51	+3.9	+18.4	+12.8/C
SelEqsN b	LG	26.79	+3.9	+18.2	+12.5/D
TtlRetBdI	CI	9.65	+.1	-1.3	+1.3/D
TtlRetBdN b	CI	9.95	+.1	-1.3	+1.0/E
TETON Westwood					
EqAAA b	LB	13.52	+2.3	+2.8	+10.2/D
MightyMitesAAA m	SB	28.65	-1.1	+2.1	+11.2/C
TIAA-CREF					
BdIdxIns	CI	10.47	+.2	-1.8	+1.4/D
BdIns	CI	10.05	+.3	-1.6	+2.3/A
BdPlusIns	CI	10.13	+.4	-1.2	+2.5/A
BdPlusRet	CI	10.14	+.4	-1.4	+2.3/A
BdPlusRetail b	CI	10.15	+.4	-1.4	+2.2/A
BdRet	CI	10.24	+.3	-1.6	+2.1/B
BdRetail b	CI	10.23	+.3	-1.8	+2.1/B
EnhIntlEqIdxIns	FB	8.13	+1.2	-1.3	+5.3/B
EnhLCGrIdxIns	LG	15.08	+2.5	+11.3	+15.9/A
EnhLCValIdxIns	LV	10.35	+1.3	-.2	+8.3/D
EqIdxIns	LB	20.99	+2.0	+6.8	+12.7/A
EqIdxRet	LB	21.29	+2.0	+6.7	+12.4/B
EqIdxRetail b	LB	21.35	+2.0	+6.6	+12.4/B
GrIncIns	LG	15.39	+2.3	+8.3	+12.5/D
GrIncPrem b	LG	15.40	+2.2	+8.1	+12.3/D
GrIncRet	LG	15.65	+2.2	+8.1	+12.2/D
GrIncRetail b	LG	20.55	+2.2	+8.0	+12.1/D
HYIns	HY	9.58	+.2	+.9	+5.5/A
HYRet	HY	9.59	+.3	+.8	+5.3/B
HYRetail b	HY	9.63	+.3	+.8	+5.3/B
InflLinkedBdIns	IP	11.22	-.3	-.4	+1.1/D
InflLinkedBdRet	IP	11.30	-.3	-.6	+.8/D
InflLinkedBdRtl b	IP	10.95	-.2	-.6	+.8/E
IntlEqIdxIns	FB	20.08	+.9	-.4	+5.5/B
IntlEqIdxPrem b	FB	20.02	+.8	-.5	+5.3/B
IntlEqIdxRet	FB	20.50	+.8	-.6	+5.2/B
IntlEqIns	FB	12.90	-.1	-2.9	+5.0/C
IntlEqPrem b	FB	12.87	-.1	-3.0	+4.9/C
IntlEqRet	FB	13.35	-.1	-3.1	+4.8/C
IntlEqRetail b	FB	8.52	-.1	-3.1	+4.7/C
Lfcycl2010Rtr	TA	13.81	+.5	+1.2	+5.5/A
Lfcycl2015Rtr	TD	12.50	+.6	+1.4	+6.0/A
Lfcycl2020Rtr	TE	13.27	+.7	+1.8	+6.6/A
Lfcycl2025Rtr	TG	13.76	+.7	+2.2	+7.3/A
Lfcycl2030Rtr	TH	14.19	+.9	+2.7	+8.0/A
Lfcycl2035Rtr	TI	14.77	+.9	+3.1	+8.6/B
Lfcycl2040I	TJ	11.38	+1.0	+3.7	+9.6/A
Lfcycl2040Rtr	TJ	15.33	+.9	+3.6	+9.3/A
Lfcycl2045Rtr	TK	13.06	+1.0	+3.9	+9.7/A
LfcyclId2010I	TA	15.22	+.7	+1.1	+5.3/A
LfcyclId2020I	TE	16.88	+1.0	+1.7	+6.5/A
LfcyclId2025I	TG	17.81	+1.0	+2.1	+7.2/B
LfcyclId2035I	TI	19.74	+1.3	+2.9	+8.7/B
LfcyclId2040I	TJ	20.44	+1.4	+3.4	+9.5/A
LfcyclId2045I	TK	20.61	+1.5	+3.7	+9.9/A
LfcyclRtIncRtr	RI	11.70	+.5	+1.0	+5.3/A
LgCpGrIdxIns	LG	32.34	+2.8	+12.2	+15.8/A
LgCpGrIdxRet	LG	32.53	+2.7	+12.0	+15.5/A
LgCpGrIns	LG	23.03	+2.6	+16.1	+15.3/B
LgCpGrRet	LG	22.89	+2.6	+16.0	+14.9/B
LgCpGrRetail b	LG	22.95	+2.5	+15.9	+14.9/B
LgCpValIdxIns	LV	19.77	+1.6	+.9	+9.4/C
LgCpValIdxRet	LV	20.08	+1.6	+.8	+9.1/C
LgCpValIns	LV	19.25	+.8	+1.1	+8.8/C
LgCpValPrem b	LV	19.19	+.8	+1.0	+8.6/D
LgCpValRet	LV	19.16	+.8	+.9	+8.5/D
LgCpValRetail b	LV	18.45	+.8	+.9	+8.5/D
MdCpGrI	MG	24.47	+.3	+8.6	+9.5/D
MdCpGrP b	MG	24.32	+.3	+8.5	+9.4/D
MdCpGrRtl b	MG	23.74	+.3	+8.5	+9.2/D
MdCpGrRtr	MG	23.76	+.3	+8.4	+9.3/D
MdCpValI	MV	23.96	+.3	+2.2	+8.3/C
MdCpValP b	MV	23.90	+.3	+2.1	+8.1/D
MdCpValRtl b	MV	23.33	+.2	+2.0	+7.9/D
MdCpValRtr	MV	23.80	+.2	+2.1	+8.0/D
MgdAllcRtl b	MA	13.07	+.8	+2.0	+7.2/B
RlEsttSecI	SR	15.42	-.6	+.2	+7.1/A
RlEsttSecP b	SR	15.43	-.6	+.1	+6.9/A
RlEsttSecRtl b	SR	15.30	-.6	-.1	+6.8/A
RlEsttSecRtr	SR	16.06	-.6	...	+6.8/A
SP500IdxI	LB	31.55	+2.5	+6.6	+12.9/A
SP500IdxRtr	LB	31.33	+2.5	+6.4	+12.7/A
SclChEqI	LB	20.25	+1.6	+5.6	+12.4/B

Continued on **next page**

Continued from **previous page**

Mutual Funds

Name	Obj	NAV	4-wk Rtn	YTD Rtn	3-yr Rtn/Rk
SclChEqP b	LB	20.18	+1.6	+5.5	+12.2/B
SclChEqRtl b	LB	18.17	+1.6	+5.4	+12.1/B
SclChEqRtr	LB	20.54	+1.6	+5.4	+12.1/B
ShrtTrmBdl	CS	10.21	+.2	+.4	+1.5/B
ShrtTrmBdRtl b	CS	10.21	+.1	+.1	+1.2/C
ShrtTrmBdRtr	CS	10.22	+.2	+.2	+1.2/B
SmCpBlndIdxl	SB	23.46	-.2	+10.2	+12.9/B
SmCpBlndIdxRtr	SB	23.53	-.3	+10.1	+12.6/B
SmCpEqI	SG	20.43	-.2	+7.0	+12.4/C
SmCpEqP b	SG	20.31	-.2	+6.9	+12.3/C
SmCpEqRtl b	SG	19.69	-.3	+6.8	+12.1/C
SmCpEqRtr	SG	19.90	-.3	+6.8	+12.1/C
TEBdR b	MI	10.30	+.5	...	+1.8/D
The Investment House					
InvmHouseGr	LG	37.44	+2.7	+14.7	+17.2/A
Third Avenue					
RlEsttValIns d	GR	32.89	-1.8	-4.2	+5.3/B
SmCpValIns d	SB	22.32	+.5	+7.3	+10.9/C
ValIns d	WS	49.63	-.2	-.4	+6.6/D
Thompson					
Bd	CS	11.44	+.3	+1.9	+4.3/A
LgCp	LB	68.86	+1.2	+2.5	+10.3/D
Thornburg					
CALtdTrmMnA m	SS	13.54	+.3	+.1	+.8/D
CorGrA m	LG	39.60	+1.0	+16.5	+11.7/D
DevWldR6	EM	20.43	+.2	-5.3	+5.5/D
IntermMnA m	MI	13.91	+.4	-.2	+1.6/D
IntermMnC m	MI	13.93	+.4	-.4	+1.3/E
IntlGrR6	FR	26.00	...	+6.7	+11.1/A
IntlValA m	FB	23.29	-.4	-4.9	+2.4/E
IntlValC m	FB	20.57	-.4	-5.3	+1.6/E
IntlValI	FB	24.08	-.3	-4.7	+2.8/E
InvmIncBldrA m	IH	21.62	+1.3	+.6	+4.8/C
InvmIncBldrC m	IH	21.61	+1.3	+.2	+4.1/D
LtdTrmIncA m	CS	13.18	+.1	-.3	+1.5/B
LtdTrmIncC m	CS	13.16	+.1	-.4	+1.3/B
LtdTrmIncI	CS	13.18	+.1	-.2	+1.9/A
LtdTrmMnA m	MS	14.20	+.3	+.2	+1.0/C
LtdTrmMnC m	MS	14.22	+.3	...	+.7/D
LtdTrmMnI	MS	14.20	+.4	+.3	+1.2/B
LtdTrmUSGvtA m	GS	12.72	...	-.6	+.2/C
NewMxcIntermMnA m	SI	13.08	+.5	+.6	+1.3/D
ValA m	LB	72.20	+2.8	+6.9	+10.7/C
ValC m	LB	65.91	+2.7	+6.4	+9.9/D
ValI	LB	74.39	+2.8	+7.1	+11.1/C
Thrivent					
BalIncPlusA m	CA	13.43	+.5	+2.4	+5.7/B
BalIncPlusS	CA	13.40	+.5	+2.6	+6.0/B
DiversIncPlusA m	CA	7.42	+.4	+1.7	+4.9/C
HYA m	HY	4.71	+.1	...	+4.5/C
IncA m	TW	8.86	+.7	-2.3	+2.8/C
LgCpGrA m	LG	12.05	+3.3	+17.7	+13.7/C
LgCpStkA m	WS	28.61	+1.8	+5.5	+9.0/C
LgCpStkS	WS	28.90	+1.8	+5.7	+9.4/B
LgCpValA m	LV	23.49	+2.3	+3.6	+11.0/A
LgCpValS	LV	23.66	+2.3	+3.8	+11.4/A
LtdMatBdA b	CS	12.34	+.2	+.3	+1.6/B
MidCpStkA m	MB	26.34	...	+4.1	+16.8/A
MidCpStkS	MB	29.70	...	+4.2	+17.2/A
MnBdA m	ML	11.13	+.3	-.3	+2.1/E
OppIncPlusA m	MU	10.05	+.3	-.3	+3.2/C
OppIncPlusS	MU	10.05	+.4	-.1	+3.4/C
SmCpStkA m	SG	23.03	+.1	+6.8	+14.6/A
Timothy					
PlanSmCpValA m	SB	20.70	-.1	+6.4	+12.2/B
Tocqueville					
Delafield b	SV	23.08	+.3	+2.0	+6.7/E
Gold m	SP	33.19	-2.7	-9.8	+10.3/E
IntlVal b	FB	16.85	-.5	-3.9	+5.5/B
Opp b	MG	30.47	+.1	+19.5	+9.6/D
Tocqueville b	LB	37.31	+2.1	+1.9	+10.6/D
Torray					
Torray	LV	48.82	+1.6	-.9	+8.5/D
Touchstone					
ActvBdA m	CI	10.07	+.5	-2.1	+1.7/C
ActvBdY	CI	10.06	+.5	-2.0	+1.9/B
BalancedA m	MA	22.16	+2.1	+3.6	+8.3/A
DynGlbAllcA m	IH	12.64	+.4	+1.4	+4.3/D
FlexIncA m	MU	10.74	+.4	-.8	+3.5/C
FlexIncC m	MU	10.59	+.4	-1.2	+2.7/D
FlexIncY	MU	10.77	+.3	-.7	+3.7/B
FocedY	LB	46.27	+2.9	+6.6	+10.0/D
GrOppsIns	LG	37.24	+2.8	+12.2	+10.9/E
HYY	HY	8.37	-.1	-.1	+3.9/D
ImpactBdInstl	CI	9.83	...	-1.5	+1.7/B
ImpactBdY	CI	9.83	...	-1.5	+1.6/C
IntlEqA m	FB	18.29	-.9	-5.8	+4.6/C
IntlSmCpY	FR	18.24	-1.5	-3.5	+4.1/E
LargeCpFocA m	LB	45.73	+3.1	+8.1	+13.3/A
MergerArbtrgIns	NE	10.58	-.8	-.1	+2.5/B
MergerArbtrgY	NE	10.52	-.7	-.1	+2.4/B
MidCpGrA m	MG	30.28	+.9	+11.5	+11.7/B
MidCpGrC m	MG	19.67	+.8	+11.0	+10.8/C
MidCpGrIns	MG	31.68	+.9	+11.7	+12.0/B
MidCpGrY	MG	31.41	+.9	+11.7	+12.0/B
MidCpValIns	MV	19.01	+.3	-.7	+10.6/B
MidCpY	MB	35.14	+.5	+8.1	+11.7/A
PrmYldEqY	LV	9.46	+.3	+1.2	+7.6/E
SdCptlInsGr	LG	26.08	+1.6	+26.7	+14.7/B
SdCptlSelGrA m	LG	17.44	+1.6	+26.3	+14.2/B
SdCptlSelGrC m	LG	15.95	+1.5	+25.7	+13.3/C
SdCptlSelGrY	LG	18.42	+1.6	+26.5	+14.5/B
SdCptlSelGrZ b	LG	17.46	+1.6	+26.2	+14.2/B
SmCpGrY	SG	7.13	+1.0	+10.0	+3.1/E
SmCpIns	SB	16.16	+.1	+7.2	+4.0/E
SmCpValA m	SV	27.79	-.5	+3.8	+8.4/E
SmCpY	SB	16.21	...	+7.1	+3.9/E
SmallComA m	SG	5.73	+1.2	+9.8	+13.8/B
SmallComC m	SG	3.34	+1.2	+9.2	+12.9/C
SstnbtyIpcEqA m	WS	22.97	+2.2	+2.5	+9.0/C
SstnbtyIpcEqY	WS	23.75	+2.2	+2.7	+9.2/B
UlShrtDrFIA m	UB	9.25	+.1	+.8	+1.2/C
UlShrtDrFIY	UB	9.25	+.2	+1.0	+1.4/B
UlShrtDrFIZ b	UB	9.25	+.1	+.8	+1.2/C
ValIns	LV	10.23	+1.8	+3.0	+9.2/C
ValY	LV	10.25	+1.8	+2.8	+9.0/C
Towle					
Deep Val d	SV	17.60	-6.5	-6.1	+14.6/A
Transamerica					
AsAlCnsrvA m	CA	11.03	+.4	-.1	+4.2/D
AsAlCnsrvC m	CA	10.93	+.3	-.6	+3.4/E
AsAlGrA m	XM	15.49	+.6	+2.0	+8.5/C
AsAlGrC m	XM	14.98	+.5	+1.6	+7.7/D
AsAlModA m	CA	12.12	+.5	+.4	+5.2/B
AsAlModC m	CA	12.06	+.4	-.1	+4.5/C
AsAlModGrA m	MA	13.54	+.6	+1.1	+6.7/C
AsAlModGrC m	MA	13.48	+.5	+.7	+5.9/D
BondA m	CI	9.04	+.3	-.7	+2.7/A
CptlGrA m	LG	29.06	+2.1	+24.0	+18.7/A
HYBdA m	HY	9.02	+.1	+.6	+4.8/C
MltCpGrA m	LG	7.64	+2.8	+7.8	+2.4/E
MltMgdBalA m	MA	28.45	+1.6	+2.4	+7.4/B
SMPValA m	MV	28.26	-.2	+3.5	+11.5/A
Tributary Funds					
SmCoIns	SB	30.35	-.5	+6.6	+13.3/A
Trust For Credit Uni					
UnsShrtDrTCU	GS	9.49	...	-.3	+.3/C
UnsUlShDrGvtTCU	UB	9.40	...	+.4	+.4/E
Tweedy, Browne					
GlbVal d	FV	29.21	+1.8	+2.5	+6.3/A
GlbVIIICyUnHdg d	FV	15.79	+1.5	+.5	+5.6/A
Val	WS	24.36	+2.3	+2.1	+7.3/D
WldwdHDvYldVl d	WS	10.42	+2.4	+2.2	+6.2/E
U.S. Global Investor					
GlbRes b	SN	5.65	-2.8	-7.2	+6.4/C
GoldPrcMtls b	SP	7.56	-1.4	-5.0	+17.6/A
WldPrecMnral b	SP	3.77	-2.6	-19.6	+11.1/D
UBS					
GlbAllcA m	IH	12.28	+.8	+1.0	+4.9/C
GlbAllcC m	IH	11.94	+.8	+.5	+4.1/D
GlbAllcP	IH	12.56	+.9	+1.0	+5.2/C
IntlSustEqP	FB	10.44	+.1	-2.8	+5.5/B
USAllcA m	MA	50.36	+.9	+3.0	+7.2
USAllcC m	MA	48.35	+.8	+2.7	+6.4
USSmCpGrP	SG	23.66	+1.1	+19.3	+11.0/D
UBS PACE					
AltStrsInvmsP	AM	10.73	+.4	-.9	+.1
GlbFIInvmsP x	IB	9.71	-.2	-2.5	+1.7/D
IntermFIInvmsP x	CI	11.88	+.2	-2.0	+1.0/E
IntlEMEqInvP	EM	13.60	-1.0	-6.5	+5.6/D
IntlEqInvmsP	FB	16.87	+.6	-.5	+6.6/A
LgCoGrEqInvmsP	LG	28.50	+2.8	+11.5	+13.0/C
LgCoValEqInvmsA m	LV	23.47	+1.4	-.4	+9.1/C
LgCoValEqInvmsP	LV	23.42	+1.4	-.2	+9.4/C
MnFIInvmsP x	MI	12.75	+.5	-.2	+2.3/B
MrBckScFIInvmsP	CI	12.38	+.2	-1.6	+1.3
SMCoGrEqInvmsP	SG	21.38	+.3	+17.9	+10.4/D
SMCoValEqInvmsP	SB	21.53	-.6	+4.0	+10.1/D
StrFIInvmsP x	CI	13.28	+.4	-1.8	+2.3/A
USA Mutuals					
ViceInv b	LB	31.22	+.3	-2.8	+10.3/D
USAA					
AgrsGr	LG	49.77	+2.4	+13.7	+13.9/C
CABd	MC	10.94	+.3	+.4	+2.8/C
CptlGr	WS	12.60	+1.0	+1.7	+10.0/B
CrnrstnEq	WS	15.65	+.6	+.3	+9.1/B
CrnrstnMdlyAgrs	MA	25.19	+.4	-.1	+4.6/E
CrnrstnMod	CA	14.83	+.4	-.3	+4.2/D
EM	EM	18.42	+.3	-8.4	+7.0/C
ExtendedMktIdx	MB	20.51	-.2	+8.1	+11.2/B
Gr	LG	32.48	+2.1	+6.4	+13.5/C
GrInc	LB	26.09	+.6	+4.0	+11.0/C
GrandTxtr	CA	20.09	+1.3	+2.9	+7.7/A
GvtSec	GI	9.51	+.2	-1.0	+.6/B
HiInc d	HY	8.02	+.1	+.8	+5.4/B
Inc	CI	12.69	+.3	-1.9	+2.7/A
IncStk	LV	20.01	+1.6	+1.4	+10.4/B
IntermTrmBd	TW	10.32	+.4	-1.2	+3.0/C
Intl	FB	32.90	+.5	-1.1	+6.4/A
NASDAQ100Idx	LG	20.77	+2.9	+16.1	+18.3/A
NYBd	MN	11.77	+.4	+.4	+2.5/B
PrcMtlsMnral	SP	12.45	-2.9	-6.3	+13.3/C
SP500IdxMbr	LB	40.10	+2.5	+6.5	+12.7/A
SP500IdxRwd	LB	40.11	+2.5	+6.5	+12.8/A
SciTech	ST	29.94	+1.4	+13.2	+16.1/E
ShrtTrmBd	CS	9.06	+.2	+.2	+1.6/A
SmCpStk	SB	19.37	-.3	+10.4	+10.6/C
TEIntermTrm	MI	13.15	+.3	+.1	+2.5/B
TELngTrm	ML	13.18	+.2	+.1	+3.0/C
TEShrtTrm	MS	10.45	+.2	+.9	+1.0/B
TrgtRet2020	TE	12.87	+.4	+.1	+5.6/C
TrgtRet2030	TH	13.89	+.4	+.4	+6.8/D
TrgtRet2040	TJ	14.35	+.6	+.7	+7.7/D
TrgtRet2050	TN	14.57	+.6	+.8	+8.0/D
TrgtRetInc	RI	11.55	+.3	-.3	+4.0/B
TtlRetStr	MA	7.95	-1.5	-7.2	-2.4/E
UlShrtTrmBd	UB	9.92	+.2	+.6	+1.1/C
VIBd	SI	11.17	+.3	...	+2.6/A
Val	LV	21.75	+.8	+.3	+8.4/D
WldGr	WS	32.56	+1.7	+.8	+8.2/C
Undiscovered Manager					
BehavioralValA m	SV	71.74	-.5	+5.0	+12.2/B
BehavioralValC m	SV	67.49	-.6	+4.7	+11.6/B
BehavioralValL	SV	73.57	-.5	+5.2	+12.6/A

Name	Obj	NAV	4-wk Rtn	YTD Rtn	3-yr Rtn/Rk
VALIC Co I					
AstAllc	MA	11.39	+.4	...	+5.6/D
CorEq	LB	24.38	+2.9	+6.2	+12.1/B
CptlCnsrvtn	CI	9.52	+.2	-2.2	+1.2/D
DivVal	LV	12.83	+1.2	-.5	+10.8/A
EmergEcos	EM	8.55	...	-8.3	+8.6/B
FrgnVal	FV	10.63	-.1	-2.4	+5.1/B
GlbSclAwrns	WS	26.90	+1.2	+3.6	+9.3/B
GlbStr	IH	12.24	+1.3	+.6	+4.0/D
Gr	LG	18.31	+2.6	+12.9	+14.9/B
GrInc	LB	23.30	+2.5	+5.5	+11.9/B
GvtSec	GI	10.18	+.1	-1.6	+.6/B
HlthSci	SH	21.72	+1.9	+12.4	+6.1/B
InflProt	IP	10.86	...	-1.0	+1.8/B
IntlEqsIdx	FB	7.46	+.7	-.7	+5.0/C
IntlGr	FG	14.87	-1.1	+6.5	+7.3/B
IntlGvtBd	IB	11.60	+.5	-2.5	+2.8/B
LgCpCor	LB	12.30	+2.9	+3.7	+10.7/C
LgCptlGr	LG	15.84	+2.9	+9.9	+13.6/C
MidCpIdx	MB	28.62	-.2	+5.0	+11.8/A
MidCpStrGr	MG	16.34	+.9	+9.6	+12.1/B
SciTech	ST	32.25	+.9	+17.5	+21.1/C
SmCp	SG	11.95	+.3	+9.7	+10.6/D
SmCpIdx	SB	23.49	-.3	+10.0	+12.5/B
SmCpSpecVals	SV	14.27	+.4	+5.7	+13.8/A
SmMidGr	MG	14.46	+1.0	+10.7	+8.8/D
StkIdx	LB	41.21	+2.5	+6.4	+12.6/A
Val	LV	18.41	+1.9	+1.8	+8.8/C
VALIC Co II					
CorBd	CI	10.68	+.4	-2.3	+1.7/C
HYBd	HY	7.46	+.1	+.1	+5.0/B
IntlOpps	FR	21.34	-.7	+2.1	+11.9/A
LgCpVal	LV	22.20	+1.3	+2.1	+10.0/B
MidCpVal	MB	21.61	...	+1.2	+9.0/C
SclyRspnb	LB	22.46	+2.0	+5.6	+11.9/B
SmCpVal	SV	15.43	-.8	+6.0	+11.2/C
StrBd	MU	10.86	+.6	-1.9	+3.3/C
VY					
ClmbCntrnCrS b	LB	24.95	+2.9	+3.6	+10.7/C
TRPDvrsMdCpGrA b	MG	11.40	+.9	+8.6	+11.2/C
TRPGrEqI	LG	106.76	+2.3	+14.6	+15.5/A
Value Line					
AstAllcInv b	MA	33.55	+2.1	+6.4	+8.7/A
CorBd b	CI	14.43	+.2	-2.3	+1.1/D
CptlApprctInv b	AL	11.06	+.4	+11.2	+11.2/A
LgrCoFocedInv b	LG	33.94	+.8	+18.5	+16.8/A
MidCpFoced b	MG	21.17	+3.4	+10.3	+13.8/A
PremGr b	MG	36.32	+2.7	+9.7	+12.1/B
SmCpOppsInv b	SG	55.91	+1.8	+8.0	+13.0/B
TE b	ML	9.66	+.3	-.5	+1.6/E
VanEck					
EMA m	EM	17.04	-1.7	-7.6	+5.9/D
EMY	EM	17.33	-1.7	-7.5	+6.3/D
GlbHardAstsA m	SN	35.12	-2.2	-3.3	+1.9/E
GlbHardAstsY	SN	35.84	-2.1	-3.2	+2.2/E
IntlInvsGoldA m	SP	8.59	-2.1	-8.4	+15.8/B
IntlInvsGoldY	SP	8.76	-2.0	-8.3	+16.1/B
Vanguard					
500IdxAdmrl	LB	260.66	+2.5	+6.6	+13.0/A
500IdxInv	LB	260.65	+2.5	+6.5	+12.9/A
BalIdxAdmrl	MA	35.57	+1.3	+3.5	+8.3/A
BalIdxIns	MA	35.58	+1.3	+3.5	+8.3/A
BalIdxInv	MA	35.57	+1.3	+3.4	+8.1/A
CAITTxExAdm	MF	11.63	+.4	+.2	+2.5/B
CAITTxExInv	MF	11.63	+.4	+.2	+2.4/B
CALtrmTEAdm	MC	11.96	+.3	-.3	+3.4/B
CALtrmTEInv	MC	11.96	+.3	-.3	+3.3/B
CnsDscIdxAdmrl	CD	89.87	+.4	+12.0	+12.9/A
CnsStpIdxAdmrl	CC	67.40	+1.6	-5.1	+4.9/A
CnvrtSecInv	CV	13.80	-.4	+3.4	+4.3/E
CptlOppAdmrl	LG	168.98	+2.3	+10.0	+16.3/A
CptlOppInv	LG	73.13	+2.3	+10.0	+16.2/A
CptlValInv	LV	13.58	+.7	+2.0	+5.1/E
DevMIdxAdmrl	FB	14.01	+.4	-1.2	+6.2/A
DevMIdxIns	FB	14.02	+.3	-1.2	+6.2/A
DivAprcIdxInv	LB	42.07	+2.1	+4.1	+12.3/B
DivGrInv	LB	27.43	+2.5	+5.3	+11.1/C
DiversEqInv	LG	37.90	+1.6	+8.5	+11.8/D
EMGvtBdIdxAdmrl	EB	19.14	+1.3	-2.9	+4.6/C
EMSelStkInv	EM	21.73	+.9	-4.6	+8.8/B
EMStkIdxInAdm	EM	36.05	+.9	-4.8	+6.6/C
EMStkIdxInInv	EM	27.46	+.9	-4.9	+6.5/D
EMStkIdxInPl	EM	91.20	+.9	-4.8	+6.7/C
EMStkIdxIns	EM	27.41	+.9	-4.8	+6.7/C
EngyAdmrl	EE	107.05	+1.0	+6.4	+8.9/A
EngyIdxAdmrl	EE	52.10	+.3	+6.8	+5.6/A
EngyInv	EE	57.05	+1.0	+6.3	+8.9/A
EqIncAdmrl	LV	78.25	+2.2	+1.6	+11.9/A
EqIncInv	LV	37.33	+2.1	+1.6	+11.8/A
EuStkIdxAd	ES	71.91	+1.2	-.4	+5.0/B
EuStkIdxInsP	ES	137.01	+1.1	-.4	+5.1/A
EuStkIdxInstl	ES	30.66	+1.1	-.4	+5.1/B
EuStkIdxInv	ES	30.88	+1.1	-.5	+4.9/B
ExplorerAdmrl	SG	101.59	+.4	+14.9	+13.6/B
ExplorerInv	SG	109.10	+.4	+14.8	+13.4/B
ExplorerValInv	SB	39.31	+.2	+7.2	+12.3/B
ExtDrTrIdIns	GL	33.71	-.7	-5.7	+3.0/A
ExtDrTrIdInsPls	GL	84.63	-.7	-5.7	+3.0/A
ExtMktIdxAdmrl	MB	91.25	-.2	+8.3	+11.7/A
ExtMktIdxIns	MB	91.25	-.2	+8.3	+11.7/A
ExtMktIdxInsPls	MB	225.18	-.2	+8.3	+11.7/A
ExtMktIdxInv	MB	91.30	-.2	+8.2	+11.5/A
FAWexUSIAdmr	FB	32.85	+.7	-1.8	+6.4/A
FAWexUSIInPl	FB	110.28	+.7	-1.8	+6.4/A
FAWexUSIIns	FB	104.15	+.7	-1.8	+6.4/A
FAWexUSIdxInv	FB	20.85	+.7	-1.9	+6.2/A
FAWexUSSCIIn	FQ	220.44	-1.3	-2.3	+8.1/C
FAWexUSSCplIInv	FQ	44.00	-1.3	-2.4	+8.0/C
FSocialIdxIns	LB	18.69	+2.6	+7.6	+13.0/A
FSocialIdxInv	LB	18.68	+2.6	+7.6	+12.9/A
FinclsIdxAdmrl	SF	35.52	+2.9	+2.1	+13.8/A
GNMAAdmrl	GI	10.20	+.1	-.9	+1.3/A
GNMAInv	GI	10.20	+.1	-.9	+1.2/A
GlbEqInv	WS	32.44	+1.2	+3.6	+11.0/A
GlbMnmVlInv	SW	14.16	+1.3	+4.7	+9.4/C
GlbexUSRlEIAdmr d	GR	35.37	-1.2	-2.2	+6.4/A
GlbexUSRlEIdIns d	GR	117.85	-1.2	-2.2	+6.4/A
GlbexUSRlEIdInv d	GR	23.35	-1.2	-2.3	+6.2/A
GrIdxAdmrl	LG	80.23	+2.4	+11.5	+14.1/C
GrIdxIns	LG	80.24	+2.4	+11.5	+14.1/C
GrIdxInv	LG	80.24	+2.4	+11.4	+13.9/C
GrandIncAdmrl	LB	81.74	+2.2	+6.7	+12.9/A
GrandIncInv	LB	50.08	+2.2	+6.7	+12.8/A
HCAdmrl	SH	89.85	+3.2	+6.3	+4.2/B
HCIdxAdmrl	SH	83.56	+2.8	+9.1	+7.5/A
HCInv	SH	213.03	+3.2	+6.3	+4.2/C
HYCorpAdmrl	HY	5.73	+.3	-.2	+4.9/B
HYCorpInv	HY	5.73	+.3	-.3	+4.8/B
HYTE	ML	11.25	+.5	+.4	+4.1/A
HYTEAdmrl	ML	11.25	+.5	+.5	+4.2/A
HiDivYldIdxInv	LV	33.75	+1.6	+1.1	+11.6/A
ITIdxAdmrl	ST	97.64	+2.9	+16.4	+22.5/B
InTrBdIdxAdmrl	CI	10.93	+.3	-2.3	+1.5/C
InTrBdIdxIns	CI	10.93	+.3	-2.3	+1.6/C
InTrBdIdxInsPls	CI	10.93	+.3	-2.2	+1.6/C
InTrBdIdxInv	CI	10.93	+.3	-2.3	+1.5/C
InTrCrpBdlAdmrl	TW	22.54	+.7	-2.6	+2.8/D
InTrCrpBdlIns	TW	27.85	+.7	-2.6	+2.8/D
InTrInGdAdm	TW	9.39	+.5	-2.0	+2.3/D
InTrInGdInv	TW	9.39	+.5	-2.0	+2.2/E
InTrTEAdmrl	MI	13.91	+.4	...	+2.4/B
InTrTEInv	MI	13.91	+.4	...	+2.3/B
InTrTrsAdmrl	GI	10.75	...	-1.6	+.6/B
InTrTrsIdxAd	GI	21.06	...	-1.5	+.5/C
InTrTrsIdxIns	GI	26.14	...	-1.5	+.5/C
InTrTrsInv	GI	10.75	...	-1.7	+.5/C
IndtlsIdxAdmrl	ID	72.21	+1.9	-.5	+13.7/A
InflPrtScAdmrl	IP	25.18	-.2	-.7	+1.7/B
InflPrtScIns	IP	10.26	-.2	-.7	+1.7/B
InflPrtScInv	IP	12.83	-.2	-.7	+1.6/B
InsIdxIns	LB	257.31	+2.5	+6.6	+13.0/A
InsIdxInsPlus	LB	257.33	+2.5	+6.6	+13.0/A
InsTrgRt2020Ins	TE	22.88	+.9	+1.6	+6.6/A
InsTtlSMIInPls	LB	62.91	+2.0	+7.0	+12.8/A
InsTtlSMIIns	LB	62.91	+2.0	+7.0	+12.8/A
IntlExplorerInv	FR	20.77	-2.2	-2.4	+9.1/C
IntlGrAdmrl	FG	101.96	+.3	+6.7	+13.5/A
IntlGrInv	FG	32.02	+.3	+6.6	+13.3/A
IntlValInv	FV	39.04	+.7	-2.1	+5.5/A
LTBdIdInsPls	CL	13.38	+.6	-5.0	+3.7/D
LTBdIdxIns	CL	13.38	+.6	-5.0	+3.6/D
LTBdIdxInv	CL	13.38	+.6	-5.1	+3.5/E
LTCrpBdIdxIns	TW	29.34	+1.5	-5.9	+4.8/A
LTInGrdAdm	TW	9.75	+1.1	-5.9	+4.6/A
LTInGrdInv	TW	9.75	+1.1	-6.0	+4.5/A
LTTE	ML	11.42	+.4	-.2	+3.3/B
LTTEAdmrl	ML	11.42	+.4	-.2	+3.4/B
LTTrsAdmrl	GL	11.66	-.4	-4.5	+1.9/B
LTTrsIdxIns	GL	31.42	-.4	-4.4	+1.9/A
LTTrsInv	GL	11.66	-.5	-4.5	+1.8/C
LfStrCnsrGrInv	CA	19.95	+.7	+.9	+5.4/B
LfStrGrInv	AL	34.20	+1.2	+2.6	+8.6/B
LfStrIncInv	XY	15.41	+.5	...	+3.6/C
LfStrModGrInv	MA	27.35	+1.0	+1.7	+7.0/B
LgCpIdxAdmrl	LB	65.40	+2.4	+6.6	+12.8/A
LgCpIdxIns	LB	269.16	+2.4	+6.6	+12.8/A
LgCpIdxInv	LB	52.30	+2.4	+6.6	+12.7/A
LtdTrmTE	MS	10.87	+.4	+.8	+1.1/B
LtdTrmTEAdmrl	MS	10.87	+.4	+.8	+1.2/B
MATEInv	MT	10.60	+.3	-.6	+2.7/A
MCpGrIdxAdm	MG	59.58	+.8	+8.8	+10.1/D
MCpGrIdxInv	MG	54.42	+.8	+8.7	+9.9/D
MCpVlIdxAdm	MV	58.17	+.5	+1.7	+10.3/B
MCpVlIdxInv	MV	44.21	+.5	+1.6	+10.2/B
MatlsIdxAdmrl	SN	68.05	+.6	-1.4	+12.7/A
MdCpGrInv	MG	29.72	+.5	+12.5	+9.0/D
MdCpIdxAdmrl	MB	199.77	+.7	+5.0	+10.2/B
MdCpIdxIns	MB	44.13	+.7	+5.0	+10.2/B
MdCpIdxInsPlus	MB	217.65	+.7	+5.0	+10.2/B
MdCpIdxInv	MB	44.04	+.7	+4.9	+10.1/B
MegaCpIdxIns	LB	191.61	+2.8	+7.0	+13.3/A
MegaCpValIdxIns	LV	153.30	+2.8	+2.5	+11.8/A
MgdPayoutInv	MA	18.74	+.4	+.2	+6.0/D
MktNetrlIns	NE	11.75	...	+1.3	+1.2/C
MktNetrlInv	NE	11.80	+.1	+1.3	+1.2/C
MorganGrAdmrl	LG	102.75	+2.2	+13.3	+14.6/B
MorganGrInv	LG	33.12	+2.2	+13.2	+14.5/B
MrtBckScIdxAdmr	GI	20.51	+.2	-1.0	+1.2/A
NJLTmTEAdm	MJ	11.93	+.6	+.2	+4.2/A
NJLTmTEInv	MJ	11.93	+.6	+.1	+4.1/A
NYLTmTEAdm	MY	11.51	+.3	-.4	+3.1/A
NYLTmTEInv	MY	11.51	+.3	-.4	+3.0/B
OhioLngTrmTE	MO	12.34	+.3	-.4	+3.4/A
PALTmTEAdm	MP	11.37	+.4	-.1	+3.4/A
PALTmTEInv	MP	11.37	+.4	-.1	+3.3/A
PacStkIdxAdmrl	DP	87.05	-1.0	-2.4	+8.2/D
PacStkIdxIns	DP	13.32	-1.0	-2.3	+8.2/D
PacStkIdxInv	DP	13.42	-1.0	-2.4	+8.0/E
PrcMtlsMngInv	SP	9.46	-2.4	-10.4	+10.5/D
PrmCpAdmrl	LG	147.42	+3.1	+10.3	+17.5/A
PrmCpCorInv	LG	28.62	+2.5	+6.4	+15.2/B
PrmCpInv	LG	142.17	+3.1	+10.3	+17.4/A
RlEstIdxAdmrl	SR	114.14	-.3	-1.0	+5.6/B
RlEstIdxInstl	SR	17.67	-.2	-1.0	+5.7/B
RlEstIdxInv	SR	26.75	-.3	-1.2	+5.5/B
Rsl1000GrIdxIns	LG	295.63	+2.8	+12.1	+15.8/A
Rsl1000IdxIns	LB	250.58	+2.2	+6.5	+12.6/A
Rsl1000VlIdxIns	LV	211.33	+1.6	+.9	+9.4/C
Rsl2000GrIdxIns	SG	290.04	-.1	+12.8	+12.0/C
Rsl2000IdxIns	SB	256.46	-.2	+10.2	+12.7/B
Rsl2000VlIdxIns	SV	229.42	-.4	+7.4	+13.3/A
Rsl3000IdxIns	LB	251.06	+2.0	+6.8	+12.6/A

Name	Obj	NAV	4-wk Rtn	YTD Rtn	3-yr Rtn/Rk
SCpGrIdxAdm	SG	63.20	+.1	+12.1	+11.8/C
SCpGrIdxI	SG	50.61	+.1	+12.1	+11.8/C
SCpGrIdxInv	SG	50.55	+.1	+12.0	+11.7/C
SCpValIdxAdm	SV	59.44	...	+5.1	+12.0/B
SCpValIdxI	SV	33.23	...	+5.1	+12.0/B
SCpValIdxInv	SV	33.17	...	+5.0	+11.9/B
SPMC400GrIdxIns	MG	282.10	-.5	+6.4	+11.8/B
SPMC400IdxIns	MB	266.47	-.2	+5.2	+12.0/A
SPMC400VlIdxIns	MV	253.17	+.1	+3.9	+12.0/A
SPSC600IdxIns	SB	315.14	+.5	+12.5	+15.9/A
STBdIdxAdmrl	CS	10.23	+.1	-.4	+.7/D
STBdIdxIns	CS	10.23	+.1	-.4	+.8/D
STBdIdxInsPlus	CS	10.23	+.1	-.4	+.8/D
STBdIdxInv	CS	10.23	+.1	-.4	+.7/D
STCpBdIdxAdm	CS	21.26	+.3	-.4	+1.6/A
STCpBdIdxI	CS	26.02	+.3	-.4	+1.6/A
STFederalAdmrl	GS	10.49	+.1	-.2	+.7/A
STFederalInv	GS	10.49	+.1	-.2	+.6/A
STInfPrScIdAdmr	IP	24.43	...	+.4	+1.1/D
STInfPrScIdIns	IP	24.45	...	+.5	+1.1/D
STInfPrScIdxInv	IP	24.41	...	+.4	+1.0/D
STInvmGrdAdmrl	CS	10.45	+.2	-.2	+1.6/B
STInvmGrdIns	CS	10.45	+.2	-.2	+1.6/A
STInvmGrdInv	CS	10.45	+.2	-.3	+1.5/B
STTE	MS	15.74	+.2	+.9	+.8/C
STTEAdmrl	MS	15.74	+.2	+1.0	+.9/C
STTrsAdmrl	GS	10.42	+.1	-.1	+.5/B
STTrsInv	GS	10.42	+.1	-.1	+.4/B
STTrsdxAdm	GS	19.95	+.1	...	+.3/B
STTrsdxIns	GS	25.06	+.1	...	+.4/B
SeledValInv	MV	30.16	-.8	-3.5	+8.9/C
SmCpIdxAdmrl	SB	76.17	...	+8.2	+11.9/B
SmCpIdxIns	SB	76.17	...	+8.2	+11.9/B
SmCpIdxInsPlus	SB	219.85	...	+8.2	+11.9/B
SmCptlstIdxInv	SB	76.14	...	+8.1	+11.8/B
StarInv	MA	27.39	+1.1	+2.9	+8.2/A
StrEqInv	MB	36.08	-.6	+6.2	+10.9/B
StrSmCpEqInv	SB	39.26	-.2	+10.2	+11.6/C
TMCapApAdm	LB	145.02	+2.1	+6.4	+13.0/A
TMCapApIns	LB	72.06	+2.1	+6.5	+13.0/A
TMSmCpAdm	SB	69.00	+.4	+12.4	+15.5/A
TMSmCpI	SB	69.16	+.4	+12.4	+15.5/A
TrgtRtr2015Inv	TD	15.50	+.7	+1.1	+5.5/C
TrgtRtr2020Inv	TE	31.86	+.9	+1.5	+6.6/A
TrgtRtr2025Inv	TG	18.84	+1.0	+1.8	+7.3/A
TrgtRtr2030Inv	TH	34.35	+1.0	+2.1	+7.9/B
TrgtRtr2035Inv	TI	21.20	+1.1	+2.5	+8.5/B
TrgtRtr2040Inv	TJ	36.76	+1.2	+2.8	+9.1/B
TrgtRtr2045Inv	TK	23.16	+1.3	+2.9	+9.4/B
TrgtRtr2050Inv	TN	37.26	+1.3	+2.9	+9.4/B
TrgtRtr2055Inv	TL	40.38	+1.3	+2.9	+9.4/B
TrgtRtr2060Inv	XQ	35.65	+1.3	+2.9	+9.4/C
TrgtRtrIncInv	RI	13.52	+.5	+.7	+4.4/B
TtBMIdxAdmrl	CI	10.41	+.3	-1.7	+1.5/C
TtBMIdxIns	CI	10.41	+.3	-1.7	+1.5/C
TtBMIdxInsPlus	CI	10.41	+.3	-1.7	+1.5/C
TtBMIdxInv	CI	10.41	+.3	-1.7	+1.4/D
TtInBIdxAdmrl	IB	21.88	+.2	+1.4	+3.1/B
TtInBIdxIns	IB	32.83	+.2	+1.3	+3.2/B
TtInBIdxInv	IB	10.94	+.2	+1.2	+3.0/B
TtInSIdxAdmrl	FB	29.53	+.5	-1.9	+6.5/A
TtInSIdxIns	FB	118.07	+.5	-1.9	+6.5/A
TtInSIdxInsPlus	FB	118.09	+.5	-1.9	+6.5/A
TtInSIdxInv	FB	17.65	+.5	-2.0	+6.4/A
TtlSMIdxAdmrl	LB	70.76	+2.0	+6.9	+12.7/A
TtlSMIdxIns	LB	70.78	+2.0	+7.0	+12.7/A
TtlSMIdxInv	LB	70.74	+2.0	+6.9	+12.6/A
TtlWldStkIdxIns	WS	153.69	+1.3	+2.6	+9.7/B
TtlWldStkIdxInv	WS	30.67	+1.3	+2.6	+9.6/B
TxMgBalAdmrl	CA	31.41	+1.3	+3.3	+7.4/A
USGrAdmrl	LG	110.14	+2.7	+16.4	+14.9/B
USGrInv	LG	42.49	+2.7	+16.3	+14.7/B
USValInv	LV	19.50	+.7	+1.8	+9.6/C
UtlsIdxAdmrl	SU	58.37	+2.4	+1.5	+12.0/A
ValIdxAdmrl	LV	41.94	+2.4	+2.5	+11.7/A
ValIdxIns	LV	41.94	+2.4	+2.5	+11.7/A
ValIdxInv	LV	41.94	+2.4	+2.4	+11.6/A
WlngtnAdmrl	MA	72.67	+1.9	+1.5	+8.6/A
WlngtnInv	MA	42.08	+1.9	+1.4	+8.5/A
WlslyIncAdmrl	CA	63.76	+1.3	-.9	+6.2/A
WlslyIncInv	CA	26.32	+1.3	-1.0	+6.1/A
WndsrAdmrl	LV	79.70	+.5	+1.8	+9.2/C
WndsrIIAdmrl	LV	68.10	+2.1	+2.4	+9.4/C
WndsrIIInv	LV	38.38	+2.0	+2.4	+9.3/C
WndsrInv	LV	23.63	+.4	+1.7	+9.1/C
Vericimetry					
USSCVI	SV	21.35	-.8	+6.3	+10.8/C
Victory					
DiversStkA m	LB	19.08	+.9	+.3	+8.6/E
DiversStkI	LB	19.05	+1.0	+.5	+8.9/E
DiversStkR b	LB	18.74	+.9	+.2	+8.3/E
GlbNatrlResA m	SN	23.03	-1.2	-2.9	+4.5/D
INCrTtlRetBdY	CI	9.22	+.2	-1.6	+1.5/C
INCrforIncA m	GS	8.71	-.1	-.6	+.1/D
INCrforIncI	GS	8.71	...	-.5	+.4/B
IntgDiscvA m	SB	43.09	-1.3	+7.3	+14.0/A
IntgDiscvY	SB	46.85	-1.3	+7.4	+14.2/A
IntgSmCpValA m	SV	40.60	-1.2	+2.2	+10.6/C
IntgSmCpValY	SV	41.82	-1.2	+2.4	+11.0/C
MndMCpGrA m	MG	35.41	...	+2.7	+8.0/E
MndMCpGrC m	MG	28.66	...	+2.3	+7.2/E
MndMCpGrY	MG	37.71	+.1	+2.9	+8.3/E
MndrMltCpA m	LG	46.58	+.7	...	+9.6/E
RSGrA m	LG	23.13	+1.8	+12.3	+14.5/B
RSLgCpAlphaA m	LB	59.26	+1.6	+4.7	+9.0/E
RSMidCpGrA m	MG	28.24	+.3	+9.6	+10.0/D
RSPtnrsA m	SB	29.86	-.2	+2.2	+10.2/D
RSSciandTechA m	ST	26.19	-.3	+21.5	+26.9/A
RSSelGrA m	SG	51.35	+.2	+11.6	+9.3/E
RSSmCpEqA m	SG	21.97	-.5	+16.4	+13.1/B
RSSmCpGrA m	SG	94.01	-.4	+16.1	+12.7/C
RSValA m	MB	26.79	+.9	+2.2	+7.6/D
SP500IdxA m	LB	22.34	+2.5	+6.2	+12.4/B
SophusEMA m	EM	21.58	-2.1	-4.2	+10.0/A
SycEsVlA m	MV	41.95	+1.3	+3.8	+12.2/A
SycEsVlI	MV	41.97	+1.3	+4.0	+12.6/A
SycEsVlR b	MV	41.43	+1.3	+3.7	+12.0/A
SycmrSmCoOppA m	SV	49.61	+.8	+6.2	+15.1/A
SycmrSmCoOppI	SV	50.13	+.8	+6.4	+15.5/A
SycmrSmCoOppR b	SV	46.64	+.8	+6.0	+14.8/A
TrvlnIntlSMI	FQ	14.62	-.9	-.5	+9.3/B
Viking					
KansasMuncplA m	SI	10.55	+.2	-.3	+1.8/B
TFForMontanaA m	SI	9.87	+.3	-.7	+1.6/C
Villere					
BalInv	AL	24.75	+.4	+11.9	+6.5/E
Virtus					
CdxMcpVlEqI	MV	13.03	+.2	+4.6	+10.7/B
CrdxLgCpValEqA m	LV	16.05	+2.3	+.3	+9.7/C
CrdxLgCpValEqI	LV	16.23	+2.3	+.4	+10.0/B
CrdxSmCpValEqIn	SB	12.60	-.5	+5.8	+11.1/C
DuffPlRlEtSecA m	SR	26.28	-.6	-.6	+5.0/C
GrAllcStrIns	AL	9.46	+.5	+2.1	+6.1
IntlEqIns	FG	12.67	+.8	+5.1	+10.4/A
InvtvGrStkIns	LG	26.62	-.3	+28.6	+16.5/A
KARCapitalGrA m	LG	18.23	+.5	+12.5	+13.9/C
KARMidCapGrA m	MG	34.11	-1.6	+23.2	+16.8/A
KARSmCapCoreA m	SG	35.04	-.4	+13.7	+21.3/A
KARSmCapCoreI	SG	36.85	-.4	+13.9	+21.6/A
NFDurIncI	CS	10.64	+.2	+.1	+1.7/A
NFMulSecS/TBdA m	CS	4.66	+.4	-.3	+2.3/A
NFMulSecS/TBdC b	CS	4.72	+.2	-.7	+2.0/A
NFMulSecS/TBdC1 m	CS	4.71	+.4	-.7	+1.5/B
NFTaxExemBdI	MI	11.00	+.3	-.1	+2.2/C
NFtMuSectInBdA m	MU	9.99	+.4	-1.5	+4.0/B
NewfleetHYA m	HY	4.10	...	+.6	+4.8/C
RamtEnhCreEqA m	LB	20.20	+2.2	-.9	+10.5
SectTrendA m	LB	13.34	+.8	+4.4	+5.7/E
SectTrendC m	LB	13.09	+.7	+3.9	+4.9/E
SeixCorBdIns	CI	10.30	+.2	-1.8	+1.4/D
SeixGrgTEBdIns	SI	10.35	+.3	-.4	+2.2/A
SeixHGrdMnBdIns	ML	11.62	+.2	-.6	+2.8/C
SeixHYIns	HY	8.22	+.2	+.8	+4.5/C
SeixHiIncI	HY	6.39	+.4	+1.3	+5.9/A
SeixInvGrdTEBdI	MI	11.44	+.3	-.4	+1.9/D
SeixTtlRetBdI	CI	10.09	...	-2.1	+1.2/D
SeixUSGSUSBdI	UB	10.00	+.2	+.8	+.9/D
SeixUlShrtBdIns	UB	9.97	+.3	+1.1	+1.4/B
SlvnLgCpGrStkA m	LG	5.82	+2.8	+14.5	+10.8/E
StrAllcA m	MA	15.35	+.3	+5.9	+6.6/C
TactAllcA m	MA	9.63	+.3	+5.8	+6.8/C
VontForOppsA m	FG	35.62	+.9	+.4	+7.6/B
VontForOppsC m	FG	34.86	+.9	...	+6.8/C
VontForOppsI	FG	35.69	+1.0	+.6	+7.9/B
VontlGlbOppsA m	WS	17.08	+2.2	+4.8	+11.5/A
VontobelEMOppI	EM	11.54	+1.3	-4.5	+6.5/D
Voya					
GNMAIncA m	GI	8.20	+.2	-.8	+1.0/A
GNMAIncC m	GI	8.16	+.1	-1.2	+.2/D
GlbEqA m	WS	36.15	+1.1	+.3	+7.5/D
GlbEqC m	WS	33.58	+1.0	-.1	+6.7/D
GlbRlEsttA m	GR	16.59	-1.3	-3.0	+2.1/E
HYBdA m	HY	7.86	+.1	+.1	+4.8/C
IntermBdA m	CI	9.78	+.2	-1.8	+2.1/B
IntermBdI	CI	9.78	+.4	-1.5	+2.5/A
LgCpGrA m	LG	40.86	+2.9	+10.1	+13.7/C
LgCpGrI	LG	45.24	+2.9	+10.3	+14.1/C
MdCpOppsA m	MG	23.73	+1.0	+6.2	+10.6/C
MdCpOppsC m	MG	17.76	+1.0	+5.8	+9.8/D
MltMgrIntlSmCpA m	FQ	62.82	-1.7	-2.1	+8.9/B
RlEsttA m	SR	14.67	-1.2	-2.4	+3.8/E
RlEsttI	SR	16.26	-1.1	-2.1	+4.2/D
RussiaA m	MQ	30.22	+3.3	+1.4	+11.6/A
SmCoA m	SB	14.93	-.7	+4.8	+11.0/C
SmCpOppsA m	SG	63.35	-.5	+8.4	+10.2/D
WCM					
FocIntGrIns d	FG	16.57	+.7	+5.3	+11.0/A
FocIntGrInv m	FG	16.50	+.8	+5.2	+10.8/A
Walden					
Eq	LB	22.75	+2.2	+5.3	+12.2/B
Wasatch					
CorGr d	SG	78.16	+.1	+14.4	+14.3/B
GlbValInv d	WS	8.96	+2.3	+2.0	+8.3/C
HoisingtonUSTrs d	GL	15.70	-.5	-5.6	+1.6/D
IntlGrInv d	FR	37.26	+.1	+8.2	+9.6/C
IntlOppsInv d	FR	3.55	-1.1	+2.0	+10.6/B
LSInv d	LO	12.87	+1.4	-1.2	+1.8/D
MicroCp d	SG	9.33	+1.1	+22.1	+19.1/A
MicroCpVal d	SG	3.71	+.3	+8.2	+14.6/A
SmCpGrInv d	SG	51.81	+.6	+19.5	+12.8/C
SmCpVal d	SB	8.47	-.2	+6.5	+12.9/B
UlGr d	SG	25.70	-.3	+25.3	+20.0/A
WldInnovtrInv d	SW	21.39	-.6	+.2	+10.4/B
Weitz					
Bal	CA	13.98	+1.4	+3.5	+5.8/B
NebraskaTFInc	SI	9.78	+.2	-.2	+.4/E
PtnrsIIIOppIns	LO	14.34	+.8	+5.9	+3.3/C
PtnrsValInv	LG	31.62	+1.1	+3.0	+3.6/E
ShrtDrIncIns	CS	12.09	+.1	+.2	+1.5/B
ValInv	LG	43.80	+2.3	+7.5	+5.7/E
sHickory	MB	50.30	-.8	+1.1	+4.3/E
Wells Fargo					
AdjRtGvtA f	UB	8.93	...	+.4	+.3/E
AdjRtGvtInst	UB	8.94	+.1	+.7	+.6/E
AstAllcA f	IH	14.28	+.8	-1.3	+3.8
AstAllcAdm	IH	14.46	+.8	-1.2	+4.0
AstAllcC m	IH	13.80	+.7	-1.7	+3.0
CALtdTrmTFA f	SS	10.62	+.2	+.1	+.9/C
CATFA f	MC	11.64	+.3	-.1	+2.5/D
CATFAdm	MC	11.67	+.4	+.1	+2.8/D

Name	Obj	NAV	4-wk Rtn	YTD Rtn	3-yr Rtn/Rk
CBLgCpValA f	LV	14.26	+.1	-1.1	+9.5/C
CBLgCpValInst	LV	14.31	+.1	-.9	+9.8/B
CBMidCpValA f	MV	36.95	-.1	+.6	+10.9/B
CBMidCpValInst	MV	37.30	...	+.8	+11.3/A
CommonStkA f	MB	24.14	+.7	+5.0	+10.5/B
CorBdA f	CI	12.80	+.2	-2.0	+1.1/D
CorBdAdm	CI	12.50	+.2	-1.9	+1.2/D
CorBdInst	CI	12.48	+.2	-1.8	+1.5/C
CorPlusBdA f	CI	12.29	+.3	-1.5	+3.0/A
DisSmCpAdm	SG	23.84	-.6	+3.9	+10.9/D
DiscpUSCorA f	LB	17.71	+1.8	+3.7	+11.6/B
DiscpUSCorAdm	LB	18.18	+1.7	+3.7	+11.7/B
DiscvAdm	MG	37.24	+.1	+10.8	+11.3/C
DvrsCptlBldrA f	AL	10.56	+1.9	+4.4	+11.4/A
DvrsCptlBldrC m	AL	10.53	+1.8	+4.0	+10.6/A
DvrsEqA f	LB	27.34	+1.5	+5.8	+9.8/D
DvrsEqAdm	LB	27.47	+1.6	+5.9	+10.1/D
DvrsIncBldrA f	XY	6.28	+.4	+.1	+6.7/A
DvrsIncBldrC m	XY	6.29	+.3	-.2	+5.9/A
DvrsIncBldrInst	XY	6.15	+.4	+.4	+7.1/A
DvrsIntlA f	FB	13.06	+.7	-2.5	+3.8/D
EMEqA f	EM	24.30	-.3	-4.3	+9.0/B
EMEqAdm	EM	25.46	-.3	-4.2	+9.1/B
EMEqC m	EM	20.38	-.4	-4.7	+8.2/B
EndeavorSelInst	LG	10.78	+2.7	+18.2	+16.5/A
GlobalSmCpA f	SW	43.45	-.6	+2.5	+13.0/B
GrAdm	LG	45.17	+2.1	+18.8	+15.0/B
GrBalA f	MA	47.92	+.9	+2.1	+6.8/C
GrBalAdm	MA	42.76	+1.0	+2.3	+7.0/B
GrInst	LG	48.80	+2.1	+18.9	+15.2/B
GvtSecA f	GI	10.62	+.1	-1.5	+.5/C
GvtSecAdm	GI	10.61	...	-1.4	+.7/B
GvtSecInst	GI	10.61	...	-1.3	+.9/A
HYBdA f	HY	3.26	...	-1.2	+4.9/B
HYBdC m	HY	3.26	...	-1.6	+4.1/D
IdxAstAllcA f	MA	33.95	+1.6	+3.5	+7.5/B
IdxAstAllcAdm	MA	33.96	+1.6	+3.6	+7.7/A
IdxAstAllcC m	MA	20.65	+1.5	+3.1	+6.7/C
IntlBdA f	IB	9.88	-.1	-4.2	+1.1/E
IntlBdInst	IB	10.01	-.1	-4.1	+1.4/E
IntrsValA f	LB	12.99	+2.9	+5.1	+8.0/E
IntrsValInst	LB	13.07	+2.8	+5.2	+8.4/E
IntrsWldEqA f	WS	22.97	+2.3	+3.8	+9.1/B
MinnesotaTFAdm	SM	10.52	+.4	+.1	+2.3/B
ModBalAdm	CA	23.26	+.7	+1.7	+5.2/B
OmegaGrA f	LG	55.56	+2.6	+15.9	+14.3/B
OmegaGrC m	LG	38.58	+2.5	+15.4	+13.4/C
OppA f	LG	45.75	+2.3	+6.7	+11.3/E
OppAdm	LG	49.86	+2.3	+6.8	+11.5/D
PETFInst	MP	11.48	+.4	+.3	+2.5/C
PrecMetalsA f	SP	32.44	-2.3	-9.7	+12.5/D
PremLgCoGrA f	LG	15.56	+2.8	+17.8	+14.0/C
ShrtDrGvtBdAdm	CS	9.62	...	-.4	+.3/E
ShrtDrGvtBdInst	CS	9.62	...	-.2	+.6/D
ShrtTrmBdInst	CS	8.64	+.2	+.3	+1.2/B
ShrtTrmHYBdA f	HY	7.98	+.2	+1.0	+2.4/E
SmCoGrAdm	SG	60.70	-.2	+16.6	+10.2/D
SmCoValAdm	SV	29.94	-.6	+7.7	+12.4/B
SmCpValA f	SB	18.24	-1.2	+4.6	+15.7/A
SpMCpValAdm	MV	37.84	+.7	-.5	+8.6/C
SpMCpValIns	MV	38.19	+.8	-.3	+8.9/C
SpcSmCpValA f	SV	36.67	+.3	+5.2	+13.3/A
SpcSmCpValAdm	SV	37.54	+.3	+5.3	+13.4/A
SpcSmCpValC m	SV	33.17	+.2	+4.7	+12.5/A
SpecizedTechA f	ST	15.74	+1.9	+23.5	+21.8/B
StrMnBdA f	MS	8.94	+.3	+.9	+2.0/A
StrMnBdAdm	MS	8.94	+.4	+1.1	+2.1/A
StrMnBdC m	MS	8.97	+.2	+.5	+1.2/B
Target2020A f	TE	12.74	+.5	...	+4.1/E
Target2020Adm	TE	13.01	+.5	+.2	+4.2/E
Target2020R6	TE	13.12	+.5	+.3	+4.5/D
Target2030A f	TH	13.77	+.7	+.8	+6.0/E
Target2030Adm	TH	14.06	+.7	+.9	+6.1/D
Target2030R6	TH	14.06	+.7	+1.1	+6.5/D
Target2040A f	TJ	16.36	+.8	+1.4	+7.4/E
Target2040Adm	TJ	16.83	+.8	+1.4	+7.5/D
Target2040R6	TJ	16.88	+.8	+1.6	+7.9/D
TrdtnlSmCpGrA f	SG	17.56	+1.2	+16.5	+11.5/C
UlSTMnIncA f	MS	9.58	+.2	+.7	+.5/E
UlSTMnIncIns	MS	9.58	+.2	+.9	+.8/C
UlShTrIncA f	UB	8.45	+.1	+.7	+1.1/C
UlShTrIncIns	UB	8.45	+.3	+.8	+1.4/B
Utl&TlCmA f	SU	21.14	+2.3	+.7	+8.4/C
WesMark					
Bal	MA	13.02	+1.1	+.7	+6.4/C
Gr	LG	21.47	+1.4	+7.4	+8.8/E
GvtBd	CI	9.54	...	-1.5	+.2/E
SmCoGr	SG	14.61	-.3	+5.1	+7.8/E
WestVlMnBd	SI	10.37	+.5	-.7	+1.7/B
Westcore					
ColorTaxFrRet	SI	11.39	+.4	-.1	+2.4/A
PlusBdRtl	CI	10.40	+.2	-1.3	+2.2/A
QuaHiYldRetail	HY	8.74	+.1	-.6	+5.0/B
SmCpGrIIInstl	SG	32.10	+.1	+19.6	+7.1/E
Western Asset					
AdjRtIncl	UB	9.03	+.1	+1.0	+2.4
CAMnsA m	MC	15.72	+.5	+.2	+2.5
CAMnsC m	MC	15.68	+.4	-.1	+1.9
CAMnsI	MC	15.72	+.5	+.3	+2.6
CorBdA m	CI	12.28	+.6	-1.7	+2.3/A
CorBdFI b	CI	12.29	+.6	-1.7	+2.3/A
CorBdI	CI	12.28	+.6	-1.5	+2.7/A
CorBdIS	CI	12.30	+.6	-1.5	+2.7/A
CorPlusBdA m	CI	11.30	+.7	-2.4	+2.8/A
CorPlusBdFI b	CI	11.31	+.7	-2.4	+2.8/A
CorPlusBdI	CI	11.31	+.7	-2.2	+3.2/A
CorPlusBdIS	CI	11.31	+.8	-2.1	+3.2/A
CorpBdA m	TW	12.00	+1.0	-3.0	+3.7/A
GlbHYBdA m	HY	6.21	+.3	-1.4	+4.5/C
GlbHYBdIS	HY	6.20	+.3	-1.4	+4.8/B
HYI	HY	7.91	-.1	+1.3	+4.8
HYIS	HY	8.03	-.2	+1.3	+4.8
IncomeA m	MU	6.13	+.4	-2.2	+3.8/B
InflIdPlsBdI	IP	10.95	-.1	-1.0	+1.0/D
InflIdPlsBdIS	IP	11.00	-.1	-1.0	+1.2/C
IntermBdI	CI	10.68	+.5	-.9	+2.1/B
IntermBdIS	CI	10.68	+.4	-1.0	+2.2/A
IntermTrmMnsA m	MI	6.31	+.4	...	+2.0
IntermTrmMnsC b	MI	6.32	+.3	-.3	+1.4
IntermTrmMnsI	MI	6.31	+.4	+.1	+2.1
IntrmMtCAMnsA m	MF	8.66	+.3	+.4	+1.8/D
IntrmMtCAMnsC b	MF	8.65	+.3	...	+1.1/E
IntrmMtNYMnsA m	MN	8.51	+.4	+.4	+1.2/E
Mgd Mns A m	ML	16.03	+.4	+.1	+2.6
Mgd Mns C m	ML	16.04	+.4	-.2	+2.0
Mgd Mns I	ML	16.06	+.4	+.2	+2.7
MnHiIncA m	HM	14.06	+.4	+.7	+3.6/D
MnHiIncC m	HM	13.98	+.3	+.3	+3.0/E
MnHiIncI	HM	13.99	+.4	+.8	+3.8/D
MrtgBckdScA m	CI	10.27	+.2	-.6	+1.5/C
MrtgBckdScI	CI	10.32	+.2	-.3	+1.8/B
NJMnsA m	MJ	12.15	+.5	+.2	+2.6
NYMnsA m	MY	12.94	+.5	+.4	+1.9
NYMnsC m	MY	12.93	+.5	+.1	+1.3
NYMnsI	MY	12.93	+.4	+.5	+2.0
PEMnsA m	MP	12.62	+.3	+.2	+2.5
PEMnsC m	MP	12.56	+.3	-.1	+2.0
ShrtDrHiIncA m	HY	5.34	+.2	+2.5	+3.4
ShrtDrHiIncC1 m	HY	5.37	+.2	+2.3	+3.0
ShrtDrHiIncI	HY	5.36	+.1	+2.7	+3.7
ShrtDrMnIncA m	MS	5.07	+.3	+.7	+.8
ShrtDrMnIncC b	MS	5.07	+.3	+.5	+.5
ShrtDrMnIncI	MS	5.07	+.3	+.8	+.9
ShrtTrmBdI	CS	3.84	+.2	+.5	+1.6/A
ShrtTrmBdIS	CS	3.84	+.2	+.6	+1.7/A
TtlRtUncnsFI b	NT	10.25	+.4	-3.2	+2.7/C
TtlRtUncnsI	NT	10.26	+.4	-2.9	+3.0/B
TtlRtUncnsIS	NT	10.25	+.5	-2.9	+3.1/B
Westwood					
EMIns	EM	9.49	+2.2	-7.1	+4.8/D
IncOppA m	MA	15.74	+1.5	+.5	+5.1/E
IncOppIns	MA	15.75	+1.6	+.6	+5.4/E
LgCpValIns	LB	13.41	+2.1	+3.1	+10.7/C
SMdCpIns	MB	16.61	+1.0	+5.3	+6.8/D
SMdCpPlusIns	MB	16.45	+1.3	+3.6	+6.5/E
ShrtDrHYIns	HY	9.23	+.3	+1.6	+3.6/E
SmCpValIns	SB	18.52	-.1	+7.1	+13.7/A
William Blair					
BdI	CI	9.86	+.5	-2.1	+2.0/B
EMGrI	EM	15.35	-1.3	-6.2	+7.3/C
EMGrIns	EM	15.48	-1.3	-6.1	+7.4/C
EMLeadersIns	EM	10.54	-.3	-5.0	+6.8/C
GlbLeadersI	WS	15.97	+.7	+9.7	+12.3/A
GrI	LG	13.60	+2.0	+18.2	+13.7/C
InsIntlGr	FG	18.09	-.5	+.1	+6.1/C
IntlDevPlusI	FG	16.61	-.1	-.9	+5.2/D
IntlGrI	FG	31.14	-.6	...	+6.0/D
IntlGrN b	FG	30.36	-.6	-.2	+5.6/D
IntlSmCpGrI	FR	15.15	-1.6	-3.2	+7.7/D
IntlSmCpGrIns	FR	15.24	-1.6	-3.1	+7.8/D
MidCpGrI	MG	13.32	+.5	+15.1	+10.1/D
SmCpGrI	SG	34.99	+.7	+18.2	+19.8/A
SmCpValI	SB	21.30	-.2	+2.9	+10.8/C
SmMidCpGrI	MG	27.86	+.5	+13.8	+14.6/A
Williston					
BsnMdNrAmrStkA m	EE	5.35	-1.5	-2.4	+1.0/C
Wilmington					
BroadMktBdIns	CI	9.35	+.3	-1.7	+1.3/D
IntermTrmBdIns	CI	9.59	+.2	-1.1	+.9/E
IntlIns	FB	8.90	...	-2.2	+6.4/A
LgCpStrIns	LB	23.39	+2.1	+6.6	+12.2/B
MnBdIns	MI	12.92	+.5	-.3	+1.8/D
NYMnBdIns	MN	10.28	+.3	-.5	+1.5/D
RlAstIns	IH	14.52	-.7	-.8	+3.3/E
Wilshire					
5000IdxInvm b	LB	22.16	+2.2	+6.4	+12.3/B
LgCoGrIns	LG	48.07	+2.3	+13.0	+14.1/C
LgCoGrInvm b	LG	44.59	+2.3	+12.8	+13.7/C
Wintergreen Fund					
Inv m	WS	12.81	+1.3	-6.0	+3.7/E
World Funds					
RlEstValOppIns	SR	12.60	+.3	+.2	+3.0
Yorktown					
ShrtTrmBdL b	CS	3.60	+.2	+.4	+1.4/B
Zacks					
SmCpCorInv m	SB	30.19	-.5	+8.3	+12.2/B
iShares					
MSEAIntlIdxIns	FB	14.10	+.8	-.5	+5.3/B
MSEAIntlIdxInvA b	FB	13.99	+.8	-.7	+5.1/C
Rusl2000SCIdIns	SB	21.71	-.2	+10.2	+12.6/B
Rusl2000SCIdIvA b	SB	21.70	-.2	+10.0	+12.3/B
S&P500IdxK	LB	334.42	+2.0	+6.1	+12.4
USAggtBdIdxK	CI	9.81	+.1	-1.9	+1.4