HIGHLANDS NEWS-SUN

Friday, February 15, 2019

VOL. 100 | NO. 046 | $1.00 — YOUR HOMETOWN NEWSPAPER SINCE 1919 — An Edition Of The Sun

Fix it for better pay

Study suggests infrastructure improvements increase paychecks

By PHIL ATTINGER
STAFF WRITER

SEBRING — Road construction often seems a giant expense that costs time as well as taxpayer money.

According to as recent study by a corporate think tank, that investment could put more money back into people's pockets, in the form of better gross domestic product (GDP) and increased pay for all workers.

Business Roundtable, whose members lead companies with nearly 15 million employees and $7.5 trillion in revenues, has released a study from December 2018 stating that a modern infrastructure system would be key to opening up the full productive potential of the United States of America. However, the study states, public-sector investment in infrastructure has not kept pace with growth elsewhere in the U.S. economy.

The study states U.S. infrastructure funding dropped by 8 percent from 2003 to 2017. As a share of GDP, public infrastructure spending fell by nearly 11 percent, when adjusted for inflation and other cost factors.

Population and economic growth grew beyond the ability to

FIX | 7A

COURTESY PHOTO/HIGHLANDS COUNTY BOARD OF COUNTY COMMISSION

Road and Bridge Supervisor Joey Barfield, at left, directs workers as they place a first layer of asphalt on Sebring Parkway Phase III during early construction last September.

Be aware, be prepared

EILEEN POWERS/STAFF

Lake Placid Police Chief James Fansler provided active shooter training to Greater Lake Placid Chamber of Commerce members at its Wednesday luncheon at the Genesis Center.

Fansler delivers training on active shooter scenarios

By MELISSA MAIN
STAFF WRITER

LAKE PLACID — Lake Placid Police Chief James Fansler taught Greater Lake Placid Chamber of Commerce members tactics for surviving an active shooter situation at its Wednesday luncheon at the Genesis Center.

Fansler's talk drew a large crowd to the chamber luncheon; 106 people attended, and some people drove from as far away as Avon Park.

"I was impressed with the turnout, especially considering the weather," Marti Capodiferro, office administrator for the chamber, said. The fact that he did the talk on active shooter scenarios after the SunTrust tragedy was probably a big draw, she said.

"It was very timely," Capodiferro said.

Fansler told the crowd they should always be aware of their surrounding to avoid a possible shooter scenario. He then reminded them they couldn't know what was going on if they had their heads down examining their electronic devices. Check your cell phone when you are in a safe place with the doors locked, he said.

When faced with an active shooter situation, victims have three main choices — run, hide or fight. In order to safely evacuate, people should be aware of the exits in a building and have a plan of where to escape.

"If it is safe to do so for yourself and those in your care, the first course of action that should be taken is to run out of the building and far away until you are in a safe location," he said.

Fansler encouraged people to leave their personal belonging behind. Also avoid escalators and elevators, because the shooter may turn off power and you might be trapped, he said. If you choose to run and others wish to stay, don't waste time trying to

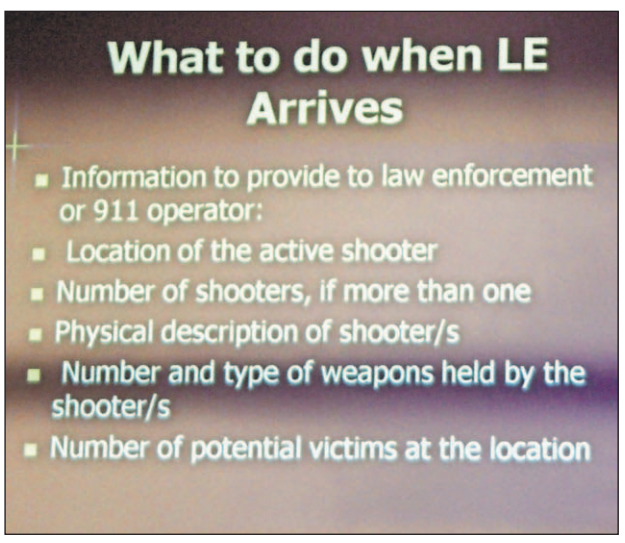

MELISSA MAIN/STAFF

Lake Placid Police Chief James Fansler presented the Greater Lake Placid Chamber of Commerce members with a presentation on surviving an active shooter situation. This slide told attendees what information law enforcement would need when they arrived on the scene.

convince them to go with you. Everyone has a choice to make, and others may choose to hide.

Flee to safety before calling 911, Fansler said. He reminded attendees the 911 operator may ask them many questions, and it is important to answer them honestly.

People who choose to hide should silence their cell phones and electronic devices.

"The last thing you need is to have your phone ring, ding or buzz when the shooter passes by," Fansler said. "Remind others who may be hiding with you to do the same."

AWARE | 5A

DeSantis issues school safety directives

By MARC VALERO
STAFF WRITER

SEBRING — A year after the Marjory Stoneman Douglas High School shooting, Gov. Ron DeSantis has been very active in announcing executive orders and directives relating to school safety and security.

DeSantis issued Executive Order 19-45 on Wednesday, stating "Although protecting our students is a perpetual process, there are steps we can take immediately to improve safety in our schools. While we cannot bring back the innocents lost, we can honor their memory by learning from the mistakes that were made and resolving

DESANTIS

to swiftly correct all of those within our control."

Kirsten Chambers, who has a daughter at Sebring High School and a son at Woodlawn Elementary School, said she knows the governor is talking, but doing is a totally different subject.

"Just because the governor says that I want these things to happen doesn't mean everybody will fall in line and do what he says," she said.

As a member of the District School Advisory

DESANTIS | 7A

Hills selected to head school transportation dept.

By MARC VALERO
STAFF WRITER

SEBRING — Lake Placid Middle School Assistant Principal Willie Hills will be transitioning from being a school administrator to overseeing the School Board of Highlands County's Transportation department.

With Transportation Director David Solomon set to retire around the end of the 2018-19 school year, the school district advertised to fill the position, with Hills being selected among four applicants.

Deputy Superintendent Andrew Lethbridge said Hills has a trucking business and has a background in transportation. He brings a lot of strengths to the table.

Hills said he grew up

THAYER

HILLS

in Highlands County and his family had a citrus and produce hauling and harvesting business.

"Since I evolved, I have my own trucking company where we have flatbed trucks and so I know a little bit about the federal regulations and safety concerns," he said.

Hills has been with the Highlands School District for 17 years.

"I have dealt with transportation and utilized a lot of their services as a coach," he said. "I know several of the location

POSITION | 7A

Clogston takes on media director role

Yeazel to be magazine publisher

STAFF REPORT

SEBRING — Highlands News-Sun Managing Editor Karen Clogston has been promoted to a role that gives her leadership over the newspaper's social media sites, as well as supervising the page designers.

Clogston's new title is managing editor and media director, according to Highlands News-Sun Executive Editor Romona

CLOGSTON

YEAZEL

Washington.

"In her new role, Karen will continue to manage the reporters and guide our special sections. We have decided that Karen is ideal to manage our page designers and our social media platforms. Karen brings a detailed approach to all of these verticals and is the perfect person to keep us focused in these valuable arenas," Washington said.

"Karen has been in the newspaper business for 15 years. During that time, she has constantly grown her skills and has the savvy to take on these responsibilities," Washington said. "Karen has a strong background in designing newspapers and magazines, which makes her the ideal person to supervise our page designers."

Clogston was born in upstate New York and raised in Southern California. She received her bachelor's degree from Boston University and arrived in Sebring on July 2, 2004, just six weeks before Hurricane Charley. She started work as a page designer at the former Highlands Today the week before Hurricane Jeanne.

Since then she has married and had a daughter. Additionally along the way, Clogston added on duties of copy editor, and eventually became special projects coordinator over all the newspaper's special sections. She became special sections editor in December 2015 and during the transition of the newspaper purchases in 2016, Clogston was a calm influence in the editorial department and was promoted to managing editor in 2017.

"Highlands County deserves a strong community newspaper and I'm excited to take on these new responsibilities. It's not about being first, but about being accurate and

PROMO | 5A

Adventure Out..... B1
Classifieds..... B4-9
Comics ..... News Wire
Local Sports..... A8-9
Lottery ..... Sports Wire
Viewpoints..... A6
Weather..... Sports Wire

Good morning To
Greg Nielson
Thanks for reading!

newssun.com
facebook.com/newssun
twitter.com/TheNewsSun

Lake Placid getting its 48th mural

By JERRY MEISENHEIMER
Correspondent

LAKE PLACID — Lake Placid residents and tourists will soon have another beautiful mural to admire and photograph in the "Town of Murals."

Freelance artist Keith Goodson is creating a new mural on the Lake Placid Memorial Library wall.

Last Saturday [Feb. 9], well-known freelance artist Keith Goodson, 47, started laying out the design of a 60-foot masterpiece on the west wall of the Lake Placid Memorial Library.

By Monday morning, the image of a small girl emerged from the background. There will be many more characters taking shape over the next month of Goodson's artistry. Included will be two long-time librarians. One will be reading to a child, while the other will be showing an older gentleman how to use the computer.

This yet-to-be-named mural will be the 48th one overall in the small town of Lake Placid. Goodson has painted 21 of them. He also is responsible for touching up and resealing at least three existing murals a year, going back to 1994.

Goodson is a native of Avon Park, having graduated from Avon Park High School and then South Florida Community College. He always enjoyed drawing and painting in school, where he entered many of his fine art works and portraits in shows.

After school, Goodson began doing movie sets. Today, he regularly does work for Universal Studios, Sea World, and all around the country. Currently, he, his wife, and their three children live in the Lake Alfred area near Winter Haven, but he finds himself in Lake Placid quite often.

JERRY MEISENHEIMER/CORRESPONDENT

This child is the first of several characters featured in the 48th mural in the Town of Lake Placid.

The characters in the 'library mural' are real people, including two long-time librarians.

While the many murals in Lake Placid attract attention for the town, no tax dollars, no beautification dollars, and no town funds are used to pay for them or their upkeep.

The money is raised by the Mural Society, civic groups, and community events.

So, if you're driving around the DeVane Park circle and go past the library, stop and admire Goodson, perched on a crane, morphing out his latest work of art. After it's completed, a dedication ceremony will be announced, along with the identity of the characters on the mural.

Lost boaters found in a canal near SR 66

By MELISSA MAIN
Staff Writer

SEBRING — Two boaters were lost overnight in a canal near State Road 66 on Tuesday, but they were found in the early morning hours on Wednesday by local law enforcement agencies.

Jacqueline Graham, 56, and Jacob Graham, 26, went fishing on a canal around 1 p.m. Tuesday. When the mother and son did not return by 9:31 p.m., another son, Zachary Graham, reported the pair as missing.

Zachary Graham made the initial report with Central Dispatch. A Highlands County Sheriff's Office deputy made contact with him by phone. The deputy was told the pair had left their home and went fishing in the area of State Road 66 near South George Boulevard.

The last contact Zachary Graham had made with his mother and brother was at 7 p.m. via cell phone. The two were paddling back in the boat. Zachary Graham believed "they had departed from the canal located on SR 66 near S. George Blvd," the report states. He also told the deputy they only had paddles, and he did not think they could swim.

The boat had "previously been damaged and there was a risk of it sinking," the report states. Less than an hour after the pair was reported missing, deputies went to the last location the pair had been seen. Two deputies noticed a trailer off of the side of the road near a canal, authorities say.

Deputies walked along the canal in an attempt to locate the mother and son, but they were unable to see them or their boat. Other deputies began arriving on scene to assist with the case.

Every boat ramp in the area was checked, but deputies could not find Jacob and Jacqueline Graham. Deputies attempted to ping their cell phones to determine their location. However, "both pings concluded with negative results in providing any accurate locations to search," authorities say.

The Florida Fish and Wildlife Conservation Commission and the Highlands County Sheriff's Office Marine Unit responded to the scene to help locate the missing mother and son.

Both adults were listed as missing, and the search continued into the early morning hours. At 2:50 a.m. Wednesday morning, both adults were found in the boat paddling in the canal near the trailer.

Jacqueline and Jacob Graham were treated by Emergency Medical Services for dehydration. Zachary Graham was told that his mother and brother had been found, and he told deputies he would recover the boat.

Be sure to like us on facebook

Get more of what you're looking for in your SUN Newspaper!

"America's BEST Community Daily"

Nobody Knows The Market Like We Do

Well Being in the Heartland, Welcome Home Heartland & Heartland Auto Plus Magazines

WELL BEING IN THE HEARTLAND is a magazine publishing in Highlands County twelve times a year, with an additional publication in February each year serving as a Medical Guide and Physicians Guide to local area doctors and hospitals. The goal of this magazine is to publish health-related information that makes a difference in our community and builds a strong bridge of trust as citizens navigate toward better health.

WELCOME HOME HEARTLAND is a monthly glossy magazine with a proven track record in the Heartland and highly visible distribution points. It offers cost effective pricing, digital proofs to advertisers and free graphic services.

HEARTLAND AUTO PLUS showcases numerous automotive businesses along with the latest news in automotive trends. This monthly glossy magazine distributes throughout Highlands and Polk counties to over 300 vendor locations and offers a variety of purchasing opportunities and ways to maintain your investment.

Contact Your Account Representative Today at
863-385-6155
for Advertising Opportunities in These Beautiful Magazines

HIGHLANDS NEWS-SUN
Your Hometown Newspaper Since 1919

adno=3651010-1

HIGHLANDS NEWS-SUN
Your Hometown Newspaper Since 1919
highlandsnewssun.com

The Highlands News-Sun (USPS 487-900-ISSN 2473-0068) is published daily by Tim Smolarick at the Highlands News-Sun, 315 U.S. 27 North, Sebring, FL 33870. Periodical postage paid at Lakeland, FL and additional entry office(s). All material contained herein is the property of the Highlands News-Sun, which is an affiliate of DR Media. Reproduction in whole or in part is forbidden without the written permission of the publisher. All material submitted for publication becomes the property of the newspaper and may be edited for clarity and space, as well as reprinted, published and used in all media. Postmaster: Send address changes to : Highlands News-Sun, 315 U.S. 27 North, Sebring, FL 33870.

COMMITMENT TO ACCURACY
The Highlands News-Sun promptly corrects errors of fact appearing in its news stories. If you believe we have made an error, call the newsroom at 863-385-6155. If you have a question or comment about coverage, write to Romona Washington, executive editor, 315, U.S. 27 North, Sebring FL 33870; email editor@newssun.com or call 863-386-5634.

OFFICE
Location: 315 U.S. 27 North Sebring, FL 33870
Hours: 8 a.m.-5 p.m.
Monday-Friday
Phone: 863-385-6155
Main Fax: 863-385-1954

SUBSCRIPTION RATES

13 weeks	Tax	Total
$53.30	$4.00	$57.30
26 weeks	Tax	Total
$106.60	$8.00	$114.60
52 weeks	Tax	Total
$213.20	$15.99	$229.19
EZ Pay	Tax	Total
$15.91	$1.19	$17.10

MAIL SUBSCRIPTION RATES
3 months
$74.36
6 months
$133.81
12 months
$229.19
Your newspaper is delivered by an independent contractor.
If you do not receive your home delivered newspaper by 6 a.m. on any daily publication date, or 7 a.m. Sunday, please phone the circulation department at 863-385-6155.

PLACE A CLASSIFIED AD
From 8 a.m. to 5 p.m. weekdays
Tracy Weikel, Classified Account Executive
tracy.weikel@highlandsnewssun.com
863-658-0307

LEGAL ADVERTISING
Janet Emerson
863-386-5637
legals@highlandsnewssun.com

CUSTOMER SERVICE
Mike Henry, Office Manager
863-385-6155
michael.henry@highlandsnewssun.com

SUBMIT NEWS & OBITS
Email all obituaries and death notices to obits@highlandsnewssun.com
Email all other announcements to highlandsnewssun@highlandsnewssun.com

EDITORIAL
Karen Clogston, Managing Editor
Special Sections Editor
863-386-5835
karen.clogston@highlandsnewssun.com

Allen Moody, Highlands Sun Editor
Weekend Editor
863-386-5841
allen.moody@highlandsnewssun.com

PUBLISHER
Tim Smolarick
863-386-5624
tim.smolarick@highlandsnewssun.com

EXECUTIVE EDITOR
Romona Washington
863-386-5634
romona.washington@highlandsnewssun.com

CIRCULATION
Rob Kearley, Circulation Director
863-385-6155
rob.kearley@highlandsnewssun.com

RETAIL ADVERTISING
Cliff Yeazel, Advertising Director
863-386-5844
cliff.yeazel@highlandsnewssun.com

PRODUCTION
Donna Scherlacher,
MultiMedia/Production Director
863-386-5847
donna.scherlacher@highlandsnewssun.com

HURRY IN TO THE ALAN JAY AUTOMOTIVE NETWORK'S LEGENDARY

MOONLIGHT MADNESS SALES EVENT!

20 MANUFACTURERS & OVER 1,000 NEW & PRE-OWNED VEHICLES!

ALL AT ONE LOCATION!

ALAN JAY FORD - LINCOLN

3201 U.S. Hwy 27 S. in Sebring PH: (863) 386-6220

THIS WEEKEND ONLY!

FRIDAY	SATURDAY	SUNDAY
2/15	2/16	2/17
9AM-8PM	9AM-8PM	10AM-5PM

HUNDREDS OF PRE-OWNED CARS STARTING FROM $2,995!*

SUVs, VANS AND TRUCKS FROM JUST $4,995!*

TWO Live Radio Broadcasts Saturday with Barry Foster

WWNJ 99.1fm

PAYMENTS AS LOW AS $99/MO.!*

$0 DOWN DELIVERS!*

SAVE UP TO $15,000 OFF MSRP!*

0% APR FINANCING AVAILABLE!*

NO PAYMENTS FOR 90 DAYS*!

FREE HAMBURGERS, HOT DOGS, CHIPS, DRINKS FROM 11AM - 2PM EVERY DAY & 5-7PM FRI-SAT!

Get Your Trade-In Appraised and ENTER TO WIN $100 of FREE SERVICE at ANY ALAN JAY LOCATION each day of the sale!^^ (Need NOT be present to win)

SUN 'N LAKE GOLF & RECREATION

FREE FOURSOME OF GOLF AT SUN 'N LAKE GOLF CLUB WITH ANY TEST DRIVE!

PURCHASE BONUS!

YOU CHOOSE!

Receive FOUR passes to WALT DISNEY WORLD® (or other major theme parks)†

or a $300 PUBLIX® SHOPPING SPREE with ANY New or Pre-owned Vehicle Purchase During The Sale!†

SUNDAY MASSIVE 65" TV GIVEAWAY!+

Get Your Trade-In Appraised and ENTER TO WIN a MASSIVE 65" 4K HDTV On Sunday!+ (Must be present to win)

QUADRUPLE Your Entries When You Purchase ANY New 2018 Vehicle In Stock!+

One entry per person/household. Drawing to be held Sunday, 2/17 at 4pm.

PLUS... Win up to $1,000 CASH when you roll the ALAN JAY MAGIC MONEY DICE With EVERY Vehicle Purchase During the Sale!†

Buy With Confidence -- EVERY vehicle has a warranty!

ALAN JAY Automotive Network®

VISIT US ONLINE AT ALAN JAY.COM

Find us on: facebook. Follow Us On twitter

adno=3653817-1

*This sale supersedes all other advertised/Internet sales. Up to $15,000 off MSRP offer includes all factory rebates and savings on select new vehicles. Not all customers will qualify for all rebates &/or discounts. "Payments as low as $99", "$0 down delivers", "0% APR" & "No payments for 90 days" offers subject to credit approval. Some restrictions may apply. +Sunday 65" 4K HDTV Giveaway drawing to be held at the Sales Event on February 17th, 2019 at 4:00pm. No purchase necessary to win. One entry per person/household address. Must be 18 years or older with a valid ID to participate. Winner MUST be present at time of drawing to win. If necessary, entries will be drawn until prize is given away. Quadruple entry offer - any customer that purchases a New 2018 vehicle during this sales event will receive three extra entries for a total of four. †Purchase bonus of 4 Theme Park Tickets or $300 Publix Gift Card may not be combined with specially-discounted pricing or discounts (ex. Employee Pricing, GMS-pricing, A-Plan, Price-Match Guarantee, Red Tag Pricing, etc). Customer may choose additional vehicle discount in lieu of purchase bonus. Valid only on February 14th, 15th, 16th, & 17th, 2019. Prior sales excluded. Alan Jay Magic Money Dice Cash based on roll at time of sale. 1 roll per die, per purchase. Sales Event/Promotion not affiliated with Disney, Sea World, Busch Gardens, or Publix. ^Sun n' Lake Golf Club foursome of golf test drive gift - one certificate per person/household.
^^One entry per person/household, per day to be included in the $100 Alan Jay Service drawing offer. Need not be present to win. Not responsible for typographical errors. Sale positively ends 5:00pm, February 17th, 2019. See dealer for complete details.

Students show goats at county fair

By JERRY MEISENHEIMER
Correspondent

SEBRING — The second meat goat exhibition took place Wednesday night at the 2019 Highlands County Fair. A field of 11 FFA and 4-H students presented their goats to livestock judge Dallas Locke for a chance at a blue ribbon.

Goats became the new "kids" on the block at last year's fair. Before that it was all about steers, swine, and smaller animals. But, after a successful show in 2018, goats are now a recognized category in the junior livestock portion of the fair.

The goats are divided into classes by weight. This year weights ranged from 78 pounds to 147 pounds. The students are assigned to a junior, intermediate, or senior ranking. Each student was also judged on showmanship.

Certain requirements had to be met, such as keeping a record book over the past year concerning feedings, medications, and other pertinent information about raising the animal.

On Class 1, Cooper McWaters (FFA) was the first participant to enter the judge's ring. He raised his goat, Willy, on his parent's mini ranch alongside their cattle and pigs. It was his first time displaying his goat.

McWaters attends Sebring Middle School and has cared for Willy, who weighed 78 pounds, since the goat was four months old. Locke awarded McWaters the first-place blue ribbon in his class. At the end of the show, Locke chose Willy as the Grand Champion of the event.

JERRY MEISENHEIMER/CORRESPODENT

From left: Sisters Bailee and Shelby Cruse prepare their goats for showing at the 2019 Highlands County Fair. They live on a 16-acre cattle farm in Lake Placid.

Bailey Engler (FFA) edged out the other entries in Class 2 with her 99-pound buck goat. The Class 3 winner was Chloe LeBlanc (FFA) with a 106-pound animal. Finally, in Class 4, Bailee Cruse (FFA) beat out her sister, Shelby (4-H), to take a blue ribbon for her 147-pound goat.

Clay Vance, a senior at Lake Placid High School, gets his goat, T-Rex, ready to show in the meat goat competition at the 2019 Highlands County Fair.

During the event, Locke shared with the audience the qualities of each animal and the reasons for his choices. Locke is an agricultural teacher and FFA advisor at Chiefland High School, near Gainesville.

Once the awards were announced, the "Showmanship" ribbons were presented. The junior chosen was Shelby Cruse. The intermediate was Brooke Moon, while Aubrey Lanier took first place in the senior category. The 2019 overall award will be announced at the annual Livestock banquet.

Other participants were: Emily Bible (FFA); Clayton Vance (4-H), reserve grand champion; Chelsea LeBlanc (FFA), third place, Class 2; and Ray Malakiah (FFA), second place, Class 2.

Senior Expo & Family
EXTRAVAGANZA!
LIVE ENTERTAINMENT
SPECTACULAR
TOMORROW!
Saturday, Feb. 16 • 10am - 8pm
at Lakeshore Mall 901 US HWY 27 N.

Outdoor Entertainment Sponsors

BACK ALLEY BAR & GRILL at Dimitri's
McPhail's AUTO SALES

HIGHLANDS NEWS-SUN
Your Hometown Newspaper Since 1919
and
LAKESHORE MALL
We are Community!

MEDICAL ROW
Medical professionals from all over Highlands County. Conveniently located in one place for you to interact with.
MEDICAL ROW SPONSORED BY:
AdventHealth

RAISIN' CAIN
10AM - 2PM



3PM - 8PM

KID ZONE!
THE HOME DEPOT

Tom's Laser Tag

PUTT PUTT GOLF

DANCE CONTEST FOR KIDS
(AGES 3 - 17)
Contest 1 ..... ages 3 - 7 ..... starts at 1:00 pm
Contest 2 ..... ages 8 - 12 ..... starts at 1:30 pm
Contest 3 ..... ages 13 - 17 ..... starts at 2:00 pm
PRIZES FOR TOP 2 DANCERS IN EACH AGE GROUP!
(Register for Dance Contest at Highlands News-Sun table located at the main entrance of Lakeshore Mall)

FOOD VENDORS!
Popstarz Food Truck
863 Bar, Grill & Banquet Food Vendor

MEDIA SPONSORS
KISS 107.5 WFNT FM 1390 AM STEREO
105.3 LA ZETA
La Número 1 1280 AM 106.1 FM

CENTER STAGE ENTERTAINMENT SCHEDULE

10:00am - 10:15am	Jenny Cheek - Lakeshore Mall Opening
10:15am - 10:45am	Nell Hays of Highlands County Sheriff's Office
10:55am - 11:40am	Steve Reinshuttle of America's Best Hearing
11:50am - 12:35pm	Highlands Little Theatre - Mad Hatters
12:45pm - 1:30pm	Tiffany Werhner MS LMHC, PH of Safety Harbor Behavioral Health & Counseling Center
1:45pm - 2:15pm	Lampe & Kiefer Hearing Aid Center, Inc
2:30pm - 3:10pm	Tim Serdynski Acoustic Singer/Songwriter
3:20pm - 4:00pm	Heartland Dog Club
4:15pm - 5:00pm	Erica White Singer

LIVE
SPONSOR
LAMPE & KIEFER HEARING AID CENTER, INC.
"Your Ear Care Connection"

Limited Vendor & Sponsorship Opportunities Still Available,
Please Call 386-5844 TODAY To Reserve Your Space!

901 US Hwy 27 N., Sebring, FL

ad#3656966=o=nu=1

Florida: A year after Parkland

Local, state, federal debates rage over gun control

By PHIL ATTINGER
Staff Writer

SEBRING — A year after the mass shooting at Marjory Stoneman Douglas High School, parents have written tearful memorials, officials have given condolences and lawmakers have set new policies.

Therein, debate continues to rage at the local, state and federal level on what laws and policies would best prevent having a shooter gain access to a school or any public place containing a vulnerable group of unarmed individuals.

Some recommend restricting gun sales. Others suggest arming the group.

Thursday — Valentine's Day — played host to many remembrances of the tragedy last year when a shooter killed 17 people, 14 students and three teachers, in one of the 11 deadliest mass shootings in modern American history.

It also marred a day when most people think about spending time with a special person and/or the family they love. Lori Alhadeff, mother of Alyssa, wrote and released a letter this week to her daughter, one of the 17 killed that day.

Mother's letter

"I remember you weren't looking forward to going to school that day," Alhadeff wrote. "Like many 14 year old girls, you wanted a Valentine and were disappointed that you didn't have one. High school love is magic. I was 14 once and those butterflies had whirled inside of me too.

"I wanted that for you," Alhadeff said.

Alhadeff wrote that she and Alyssa's father and brothers miss her, the family got a dog that plays soccer, "like you," Alhadeff won a seat on the school board, screamed on television about school safety, started a non-profit called "Make Our Schools Safe" and got a law named for Alyssa passed in New Jersey, where the family used to live, requiring all public schools to have silent alarms.

Alhadeff hopes to push for a similar law in Florida now.

"I wish I could take all the bullets for you," Alhadeff wrote. "It's been a year since I saw you. You, in that black and white dress, those Converse on your feet, and that smile.

"I'll never forget that smile," she wrote. "It feels like yesterday. I just want you back."

To arm or not

In the aftermath, Parkland parents have found themselves at odds, as reported by the Associated Press, over gun control laws and how much to fortify schools.

Meanwhile, Senate Bill 7030 is moving through the Florida Legislature. It expands the Guardian program created last year by the Marjory Stoneman Douglas Public Safety Act, by which school staff can volunteer to carry guns on campus and then be screened and trained by local law enforcement.

Under current law, teachers that "exclusively perform classroom duties" are ineligible to participate, but the new expansion would remove this restriction.

Advocacy groups, such as Everytown for Gun Safety, Florida Moms Demand Action for Gun Sense in America and Students Demand Action for Gun Sense in America, have come out in opposition to SB 7030, stating that arming teachers doesn't address the root causes of gun violence in schools, namely the need to intervene before someone brings a gun to school.

Sales checks

The NAACP has come out in support of federal legislation to bar direct sales of firearms between people not licensed as gun dealers, such as at gun shows or online, by which people might circumvent a background check. The bill would allow only licensed dealers, manufacturers or importers to sell weapons — those required to do background checks.

In a press release Thursday, NAACP officials acknowledged that increased background check requirements would not solve all the nation's gun violence problems, but also assert it would be a step toward keeping firearms out of the hands of people who would harm others.

Commissioner of Agriculture Nikki Fried announced Wednesday she chose 30-year law enforcement veteran Stephen Hurm as director of the Division of Licensing, which oversees background checks for those applying for conceal/carry licenses.

On Thursday, about the tragedy, she said a movement has emerged from the tragedy much larger than Parkland.

"This is an issue that affects all of us. The solutions must involve all of us," Fried said in a released statement. "We must come together to end the ceaseless cycle of gun violence.

"On this day to celebrate love, we hold each other a bit tighter, as Floridians and Americans," Fried continued. "We mourn with Parkland and recommit ourselves to the ideals embodied by a community whose courage knows no bounds."

Condolences

Other state officials have pledged continuing support to the families of the victims.

"Our hearts still ache with the memories of the horrific actions of a killer this time last year at (the school)," Attorney General Ashley Moody wrote in a release. "Our thoughts and prayers continue to go out to the families of the fallen students and the entire Parkland community."

Florida House Speaker Jose Olivia said Thursday marked the anniversary of an "unspeakable tragedy."

"Words are inadequate to comfort those who know their loved ones now only in cherished memories." Olivia said. "The heroism and selfless courage of many that day unify all of us with a common purpose. Today, together, we mourn with the families of those lost and remember their sacrifice. Today we are all Parkland."

AWARE

FROM PAGE 1A

Fansler provided detailed guidance for people who chose to hide. The first step is to lock the doors. Afterward, people should barricade the doors with heavy furniture, close, cover and lock windows and turn off lights.

"Hide along the wall closest to the exit but out of the view from the hallway," he said. This allows for an ambush of the shooter and for possible escape if the shooter enters the room, he said.

"If you are going to attack a person with a weapon, you have to be 100 percent committed," he said. "You can not charge them and change your mind. Have a plan before you attack. If there are other like-minded folks around you who are prepared to fight, go at the shooter in numbers and with a plan.

"When neither running nor hiding is a safe option, as a last resort when confronted by the shooter, adults in immediate danger should consider trying to disrupt or incapacitate the shooter by using aggressive force and items in their environment, such as fire extinguishers and chairs," Fansler said.

Businesses should hold training sessions to help their employees practice for active shooter situations.

"It is the responsible, law-abiding citizens who obtained a concealed carry weapons (CCW) permit and trains with the weapon of choice that will stop an active shooter before law enforcement can arrive," he said.

Fansler encouraged people who were capable of actually pulling the trigger to consider taking the CCW course. However, he cautioned people who would not be able to actually shoot someone to refrain from carrying a gun. In this type of scenario another gun could end up in the hands of the shooter.

When law enforcement arrives, they are there to stop the threat, not console and comfort people, Fansler said.

"Officers will shout commands and may push individuals to the ground for their safety," he said. "Don't be offended!"

In the first wave, officers will be pointing guns and having everyone hold their hands up, Fansler said. Show officers that you have no weapons or any other items in your hands, and comply with their requests. Show them that you are not a threat, he said.

"Immediately raise your hands and spread your fingers," Fansler said. "Avoid making quick movements towards officers such as holding onto them for safety. Avoid pointing, screaming and yelling. Do not stop to ask officers for help or direction when evacuating; just proceed in the direction from which officers are entering the premises."

Officers will want to know the location of the shooter, the number of shooters and what type of weapons the shooter has. They will also want information about victims. "The first officers to arrive to the scene will not stop to help injured persons," Fansler said.

After the first wave stops the threat, the second wave will enter the scene to treat people with any medical problems. "Expect rescue teams comprised of additional officers and emergency medical personnel to follow the initial officers," Fansler said.

Fansler told participants the Lake Placid Police Department will provide active shooter training as needed. In addition, the department provides self defense classes for women and first aid and CPR classes.

After the training had ended, Fansler invited the audience to ask questions. One woman asked, "Do you shoot to kill or injure?"

"We always shoot to stop the threat. An injured person may continue shooting," he said.

For more information about active shooter training course or self defense courses, call the LPPD at 863-699-3757.

PROMO

FROM PAGE 1A

thorough. I enjoy serving the community and our customers," Clogston said.

Highlands News-Sun VP & Group Publisher Tim Smolarick also announced the expanded role of Advertising Director Cliff Yeazel, who will assume the role of publisher of the newspaper's three monthly magazines: Well Being in the Heartland, Welcome Home Heartland and Heartland Auto Plus.

"As we begin to move our magazines into a more regional position across the entire footprint it is critical we appoint one person to lead that task. A successful regional approach with our magazines gives our clients an opportunity to reach entirely new markets across Central Florida at a rate that cannot be matched," Smolarick said.

"Well Being in the Heartland has been tapped to be the first regional publication and we are excited to launch this in either March or April," he said. "Our medical Sales representatives, Kim Browning and Susan Jones, have done a tremendous job and we are 18 months into this publication."

Smolarick said Welcome Home Heartland will follow as soon as real estate representatives in the other counties are aligned.

"I congratulate Cliff and we look forward to continued success with our monthly magazines," he said.

D-R Media and Investments LLC was formed in July 2018. In addition to the Highlands News-Sun and Highlands Sun, D-R Media owns the Polk News-Sun and Winter Haven Sun as well as The Sumter Shopper, Four Corners News Leader, Clermont News Leader and the Triangle News Leader.

Clogston's reassignment will be effective March 4. Yeazel's reassingment is effective immediately.

DIRECT CREMATION $895
• All cremations done in Highlands County - Not out of County
• Death Certificates in your hands in less than 48 hours
• Cremation • Burials • Shipping Service
• No sales person will call • Serving all of Highlands County
Dowden Funeral Home
"We Care" • Tyrone Dowden, LFD. Locally owned & operated
2605 Bayview St., Sebring, FL 33870 • (863) 385-1546
adno=3650942-1

Tobacco Free Partnership Of Highlands County
QuitDoc FOUNDATION
227 US 27 North, #218, Sebring, FL 33870
863-402-1477 / www.TFP-Highlands.org
adno=3654607-1

FREE DENTAL BUS
MONDAY, FEB. 25TH
THROUGH
WEDS., FEB. 27TH
AT
First Baptist Church
of Lake Josephine
111 Lake Josephine Dr., Sebring, FL 33875
863-655-1524
Dental Pre-Screening & Appointments
Saturday, Feb. 16TH • 9am Until Noon
At The Church
For Screening Information After The 16TH
Please Call The Office
adno=3656940-1

VIEWPOINTS

HIGHLANDS NEWS-SUN
YOUR HOMETOWN NEWSPAPER SINCE 1919

Tim Smolarick
Publisher
tim.smolarick@highlandsnewssun.com

Romona Washington
Executive Editor
romona.washington@highlandsnewssun.com

Cliff Yeazel
Advertising Director
cliff.yeazel@highlandsnewssun.com

Rob Kearley
Circulation Director
rob.kearley@highlandsnewssun.com

Donna Scherlacher
Multi-Media/Production Director
donna.scherlacher@highlandsnewssun.com

SUN

ANOTHER VIEW

Extreme temps the new norm?

With frigid Arctic weather descending on tens of millions of Americans, states have declared emergencies, mail carriers are staying inside, and there's a risk of frostbite for exposed skin in many locations in as little as five minutes.

Little wonder that global warming is the last thing on people's minds and that from some sectors — most notably (and predictably) the president of the United States — a familiar mocking of climate science has resumed. "What the hell is going on with Global Wa(r)ming?" Donald Trump tweeted recently. "Please come back fast, we need you!"

Trump's tweet might have been meant mainly as a tongue-in-cheek way of making liberal heads explode, but the fact is global warming hasn't gone anywhere.

Much as one day of falling stocks doesn't portend a recession, 48 hours of record-setting cold doesn't negate decades of accumulating greenhouse gases in the atmosphere. That buildup, created by the burning of fossil fuels since the dawn of the industrial age, is leading to a steady rise in average global temperatures.

"Winter storms don't prove that global warming isn't happening," the National Oceanic and Atmospheric Administration tweeted.

The past four years were the planet's warmest since modern record-keeping began in 1850. And oceans are heating up even faster.

What is tragically lost on the president and others is that weather (short-term changes in the atmosphere) and climate (average weather over time) are two different things. And a crucial hallmark of man-made climate disruption, scientists agree, is that it can multiply and intensify extreme weather events.

So even as a zone of frigid air known as the polar vortex slips south into the United States this week, Australia endures record heat that has touched off devastating fires on the island of Tasmania.

Extra heat in the oceans and atmosphere can cause hurricanes to grow more intense and raise the frequency of both flooding rains and droughts. The Camp Fire that all but destroyed Paradise, California, last year was the world's costliest natural disaster of 2018. Wildfires raking the state led California's largest utility, Pacific Gas & Electric Corp., to file for bankruptcy this week.

It's too early to say whether this week's Arctic outbreak had anything to do with climate change, but there's emerging science that it can trigger extreme temperature shifts. Years of record-keeping show that the Arctic is warming faster than the rest of the planet, as heat-reflecting ice is replaced with heat-absorbing open ocean waters, intensifying this cycle.

One result, according to recent studies, could be changes in the jet stream that otherwise holds the polar vortex over the Arctic, allowing lobes of frigid cold to descend farther south, as happened this week.

The feel of Arctic air against the skin is real and scary. But equally undeniable is the growing accumulation of heat-trapping carbon dioxide in the atmosphere from burning fossil fuels. It has risen from 280 parts per million in the late 1800s to 410 parts per million last year.

This frigid outbreak (to be followed by a rapid weekend warmup) isn't a refutation of global warming; it's a harbinger of weather extremes to come.

An editorial from USA Today.

Democracy up in smoke

GUEST COLUMN
Nicole Fried

27 months have passed since Floridians overwhelmingly voted for the right to access medical marijuana.

But you wouldn't know it by the way the previous administration obstructed access, slowed implementation, and denied the will of the people.

Nearly 200,000 patients in Florida have used this medicine for relief from terminal and terrible conditions. Yet many are still seeking relief from suffering – and they need access to the flower in its natural form.

Oils, tinctures, sprays, and other forms of delivery have proven invaluable, but smokable medical marijuana can be life-changing. Physicians like Dr. Sanjay Gupta have touted the medicinal "entourage effect" of marijuana achievable only when consumed in whole plant form.

Cathy Jordan suffers with Lou Gehrig's disease. Diana Dodson has HIV and neuropathy. For them – and countless others – smokable medical marijuana is the delivery mechanism they need. It makes their lives not only tolerable, but possible.

After trying other forms of medical marijuana, their doctors have recommended continuing to smoke the plant – and those doctors believe stopping could present irreversible problems.

These are just two of the stories we've heard. Yet each day, people across our state break the law just to get the treatment they need to stay alive.

This is absurd. And frankly, it's just plain wrong.

I'm doing my part to right that wrong, by appointing the state's first-ever cannabis director, and introducing new rules in the coming weeks on medical marijuana edibles and hemp production from which CBD products are derived. But delivering on Amendment 2's promise requires all of Florida's leaders working together.

Even though the appeal to the lawsuit blocking smokable medical marijuana hasn't yet been dropped, I remain encouraged by Governor DeSantis' intentions. I'm hopeful that Speaker Oliva, President Galvano, and Florida lawmakers will quickly pass legislation delivering full relief to long-suffering patients.

Let me be clear – I understand reasonable restrictions, including ensuring only adults can access smokable medical marijuana, proper packaging and labeling, and limitations on dosing. But the details and treatment recommendations should be left up to physicians.

The 2016 amendment didn't limit the forms of medical marijuana available to patients, or call for anyone other than doctors to make medical decisions. But what it did call for is a constitutionally guaranteed right to access medical marijuana "as determined by a licensed Florida physician" – not as determined by Tallahassee politicians.

We don't see this kind of interference when doctors prescribe cholesterol drugs, antidepressants, opioids, cancer-fighting medicines, or erectile dysfunction aids. That's because people inherently understand that a patient's course of treatment is a decision that belongs between a doctor and that patient.

Every patient is different, every human body is different, and every person responds differently to medical treatment. For many patients, the best method is smoking the natural flower, just as their doctor ordered.

Adults whose symptoms are relieved, and whose lives are made possible, by smoking medical marijuana in its whole plant form should be able to do just that – just as 6.5 million Floridians intended.

Nicole "Nikki" Fried is the Florida Commissioner of Agriculture and Consumer Services. Guest columns are the opinion of the writer, not necessarily that of the Highlands News-Sun.

YOUR VIEW

Make a choice, change parties

My husband and I were Democrats our entire life until eight years ago when we saw where our country was headed under Barack Obama. We are conservatives to the core and the Democratic Party was getting more progressive and socialistic.

After this past election, with the new representatives who were elected, we are even more afraid for our country. Surely, their agenda could not be more apparent.

I would like to suggest that the Democrats who are becoming more aware of where this country is going "run, don't walk" to your nearest voter registration center and do as we did – change parties. You have 2 choices – Republican and Independent.

Grace Becker
Lake Placid

Brainwashing is criminal offense

Teachers, professors and anyone in the public teaching profession should not be teaching hate and attacking our laws based on Judeo Christian laws and our Constitution.

The use of profane language used by our elected public officials should be reason for dismissal from public office for life. This also should be used against anyone in the teaching profession – loss of license for life.

The promoting of riot to rob our businesses communities should come to an end. This crime should carry a sentence of at least 10 years in prison without parole. We should no longer condone this in a free society.

Billy Jewett
Sebring

Tax cuts not the answer

The United Way report indicating 14 percent of our country households live in poverty and 41 percent have income and employment restrained is troubling. With household income of $36,490, which is 28 percent below the average of the state, our county should be viewed in crisis.

It appears that the promise of the Trump-Ryan Tax bill has not benefited our citizens. What we do know is that the president's tax cuts have increased the debt of the country by more than $3 trillion in less than two years. The total debt is now more than $22 trillion.

The promise that we would see our salaries increase has not occurred. We do know that companies and corporations have used the tax cut to increase the salaries and stock options of their executives. Yes, the rich benefited and the poor and middle class have been saddled with increased debt.

It is most concerning to me that the largest debt has been created by three Republican administrations – Reagan, Bush and Trump.

Certainly the time has come to support those who call for a progressive tax on wealth and reduce the debt.

Alan J. Kromholz
Sebring

JOIN THE CONVERSATION

Letters are welcome on virtually any subject, but we do have some rules. We will not accept any Letters to the Editor that mention a business in a negative tone, as they have no means to defend themselves. Please keep Letters to the Editor to less than 250 words. Letters will be edited to length as well as for grammar and spelling. All letters must be signed with full name – not initials. An address and telephone number must be included. The phone number and address are not for publication, but must be provided. In the case of letters that are emailed, the same rules apply.

Due to the number of letters received, we are able to run only four letters per person per month.

The Letters to the Editor section is designed as a public forum for community discourse, and the opinions and statements made in letters are solely those of the individual writers. The newspaper takes no responsibility for the content of these letters.

Please send or bring correspondence to the Highlands News-Sun, Letters to the Editor, 315 US 27 North Sebring, FL 33870, or fax to 863-385-1954. Readers may also email Letters to the Editor to editor@newssun.com.

DESANTIS

FROM PAGE 1A

Committee, Chambers said she has been informed about the safety training that is being provided to the teachers and students on the best course of action in a particular situation.

"I haven't heard any negativity from any of the teachers and my son thinks it is pretty awesome that they are doing it," Chambers said. "My teenager who is at the high school, it doesn't seem to phase her at all.

"Ultimately, I would like to see all schools safe, but you have to make people stop making bad choices," she said.

The governor's executive order directs the Commissioner of Education to immediately communicate to all school district superintendents how to implement compliance with Florida Statutes regarding safe-school officers (school resource officers) and guardians.

Also, the executive order directs the Department of Education (DOE) to audit all 67 county school districts to ascertain any and all types of school-based discipline diversion programs in place, such as the "PROMISE" program in the Broward County School District.

The press release from DeSantis states, according to Florida Statutes, the Florida Department of Education was supposed to coordinate with FDLE to provide a centralized, integrated data repository and data analytics resources by Dec. 1, 2018. The deadline passed without the requirements being met, which Executive Order 19-45 calls "unacceptable."

Also, DeSantis filed a petition with the Florida Supreme Court to impanel a statewide grand jury to examine and review school safety measures throughout the state, as well as the responses of public entities to laws designed to protect schools such as the Marjory Stoneman Douglas High School Public Safety Act.

The grand jury investigation will examine districts across the state. The grand jury will investigate crime or wrong relating to failure, deceit or mismanagement of school safety laws, criminal activity reporting and school safety funding.

For example, the grand jury would investigate whether public entities committed — and continue to commit — fraud and deceit by accepting state funds conditioned on implementation of certain safety measures while knowingly failing to act or systematically underreporting incidents of criminal activity to the Florida Department of Education.

After the Florida Supreme Court approves the governor's request, Chief Justice Charles Canady will designate a circuit judge to preside over the grand jury, according to the press release.

Also, DeSantis sent a letter to Florida Department of Law Enforcement Commissioner Rick Swearingen directing FDLE to prioritize the establishment of a threat analysis strategy to ensure that every government entity coordinates and cooperates in identifying and stopping persons on the pathway toward violence from committing such acts.

POSITION

FROM PAGE 1A

managers."

He used to do the detailing for the school buses with students during the summer, Hills said. Cleaning and sanitizing them so they would be ready for the upcoming school year.

Hills didn't have a set date for when he will move permanently to the Transportation department.

"I will be working out a schedule to where I will be fulfilling my responsibilities at Lake Placid Middle School, but I will also be going up for some half days," to the Transportation department to transition with Solomon and making sure he understands everything, Hills said.

"I will be full-time once I fulfill my contract here at Lake Placid Middle, I will take over this summer with Mr. Solomon up there," he said.

Also, the district is advertising to fill the position of assistant superintendent of secondary programs with the deadline for applications of March 8.

Lethbridge said Jessica Thayer, who currently holds the position, has accepted a job with AVID and will be leaving the district in April.

FIX

FROM PAGE 1A

maintain systems to serve those two forces.

Communities initiated local solutions, such as impact fees for various government services. However, thanks to economic downturns in the last 20 years, most local governments that had such fees have put them on hold, as a way of lowering construction costs to attract new business.

The study outlines the following problems:

• 44 percent of major roads are in poor/mediocre condition, with 45 percent of major urban highways congested.

• More than one in five bridges in the national highway system — 23 percent — is either structurally deficient or functionally obsolete.

• Lock shutdowns on U.S. waterways for maintenance and unexpected delays added up to 144,000 hours in 2016, nearly 90 percent more than in 2000

The effects?

• Inadequate infrastructure costs American businesses $27 billion per year in extra transportation costs.

• Approximately 38 million people in 2013 avoided domestic plane trips, thanks to previous air travel difficulties. That cost the economy nearly $36 billion.

• Congestion on major urban roadways, in 2014, cost the average commuter $960 and 42 hours of travel time

Projections are that wasted fuel measured at 3.1 billion gallons in 2014, would go up to 3.8 billion by 2020, if nothing changes in infrastructure policies and funding.

The study states that its findings are meant to make a case for reversing this problem and increasing public investment, to the tune of $737 billion over the next 10 years, in surface transportation, water/wastewater systems, aviation, water resources and water transportation.

That would be $529 billion for surface transportation; $93 billion for water/wastewater systems; $83 billion for water resources/transportation, such as ports, dams and levees; and $32 billion in aviation.

The study suggests government should set a "new normal" of public-sector commitment to maintaining that infrastructure.

In that commitment, the study suggests, $450 billion would come from federal coffers, $229 billion would come from state and local sources and the rest, $59 billion, would come from private investment.

The return on the investment, the study said, would be an increase of $5.9 trillion to the GDP over 20 years, and encouragement of $1.9 trillion in corporate investment over that same time period.

The study also suggests that well-maintained and modernized infrastructure adds an average of $1,400 per year in disposable income for the average U.S. household, for 20 years.

That's roughly $23,300 more per family between now and 2039.

Average wages would raise by $1.34 per hour after that time, the report states.

Thus, the report claims, infrastructure investment would pay for itself "several times over," with every additional dollar invested in infrastructure paying back $3.70 in additional economic growth over 20 years.

Better infrastructure would also save families money by saving them travel time and costs from failing or malfunctioning systems while providing a more dynamic economy and work environment, the study states.

These improvements would also help the U.S. economy, the report states, by saving domestic companies costs from delays and other drags on efficiency. That's because, as the report states, good roads, bridges, airports, water/waste systems, dams, levees, ports and urban transit helps drive innovation, competition, job growth and productivity.

U.S. businesses depend on that infrastructure for imports, exports and worker commutes, the report asserts. U.S. households, in turn, need it to make the country accessible, lower cost of everyday goods, provide clean drinking water and basically improve lives.

FEBRUARY WEEKEND SPECIAL

$26.98 plus tax

Valid on Saturday or Sunday only 18 holes with cart

Expires 2/28/19

For Tee Times Call

RIVER GREENS GOLF COURSE EST 1969 (863) 453-5210

47 W. Lake Damon Dr.

Avon Park, FL 33825

www.rgreens.com

4-Some Golf Special

$119.08

Includes 4 rounds of golf with cart and 18 holes tax not included

EXPIRES 2/28/19

February 2019 Twilight Golf

2:00pm: $23.25 plus tax

4:00pm: $15.81 plus tax

Expires 2/28/19

Callaway Demo Day

February 12th

10am to 2pm

Get PGA Golf Lessons by Jason Beatty.

Group Leaders call to reserve your group's play before space fills up.

adno=365137-8-1

CROSSWORD PUZZLES

Newsday Crossword

BALONEY by Greg Johnson
Edited by Stanley Newman
www.stanxwords.com

ACROSS

1 Bombards with a "Bzzzzt!"
5 Plymouth proxy suitor
10 Formal agreement
14 Case for makeup pencils
15 Cohen's Kazakh character
16 Supposed "superfruit"
17 Baloney, baloney, baloney
20 Bow (out)
21 Roma's Fontana di __
22 Perfectionist's concern
23 Some microwaves, shortly
24 Food server's encouragement
26 It means "elevation"
29 Chekhov sister
30 Cook's encouragement
33 Eagle abode
36 Bullying type
39 Baloney, baloney, baloney
41 Zing
42 Stick-y summer treat
43 Avenue __ Champs-Élysées
44 Unruly hair
46 "America the Beautiful" pronoun
47 Hostile opposition
49 Revolutionary nickname
51 Savory taste
54 Ghana's capital
56 Gravy, on some menus
59 Baloney, baloney, baloney
62 Hamburg's river
63 Unspoken
64 With proficiency
65 Rise (up)
66 Leg support
67 Blue hue

DOWN

1 Nothing
2 Perched on
3 Parting shot of a sort
4 Title for two Beatles
5 St., ave., etc.
6 Part of an ear
7 Baloney, baloney
8 Unburdening
9 Unspecific extent
10 Ward off
11 Cause of a sour taste
12 Superhero accessory
13 Section of seats
18 Foe of the Navajo
19 Inordinately
23 Make it big
25 Congest
26 Was sore
27 Manufactured knockoff
28 Solemn observances
29 "How exciting!"
30 Son of Cain
31 Theater path
32 Sound of amusement
34 Fruit from Turkey
35 "I'm all ears!"
37 Summer get-together?
38 Have __ (nosh)
40 Decisive blows
45 Certain Cornhusker
47 Fiery fleck
48 Nothing
49 Aegean isle
50 Pitchfork fodder
51 Ride arranged with an app
52 Like bucks
53 Swedish supergroup
55 Phone-cord shape
56 South Sudan's capital
57 Silver State NCAA team
58 Absolut alternative
60 When an EMT is expected
61 Prohibition



CREATORS SYNDICATE © 2019 STANLEY NEWMAN STANXWORDS@AOL.COM 2/15/19

Answer to previous puzzle

P	A	N	A	M		J	U	N	G		C	H	U	G
O	M	A	H	A		O	P	E	R		H	A	N	A
M	O	N	E	Y		I	D	E	A		R	I	P	S
P	R	O	M	I	S	S	O	R	Y	N	O	T	E	S
				G	O	T			H	O	M	I	N	Y
T	O	Y	B	O	X		O	H	A	R	E			
A	H	A	B			G	S	U	I	T		E	C	O
C	I	R	C	A	D	I	A	N	R	H	Y	T	H	M
K	O	D		M	A	S	K	S			A	C	A	I
			S	E	R	T	A		I	C	Y	H	O	T
A	B	S	E	N	T			C	P	A				
D	O	M	E	S	T	I	C	H	A	R	M	O	N	Y
D	O	O	R		E	L	I	A		P	I	X	I	E
E	T	R	E		A	L	T	O		A	R	E	N	A
D	H	E	D		M	O	E	S		T	O	N	E	R

2/15/19

Los Angeles Times Daily Crossword Puzzle

Edited by Rich Norris and Joyce Lewis

ACROSS

1 Dip with a kick
6 Highest
9 Video segment
13 "A Lesson From __": Fugard play
14 Electronic music effect
15 Helper
16 Social media buzz about Alfred E. Neuman?
18 Labor
19 Montgomery-to-Macon dir.
20 Founded
21 Tie feature
22 Fiscal exec
24 Removes from the exchange
26 It's not an equine
31 Directed
32 Forceful
34 "There's many __ 'twixt the cup and the lip": old proverb
38 About one-third of Earth's land area
39 Slyly disparaging
41 Monopoly pieces
42 Tops
44 Like some posters
46 Windows competitor
48 Big name in auto racing
49 Chicago mayor since 2011
53 Addams cousin
54 Actress Helgenberger
55 Case, often
58 Hanoi holiday
61 Radar readout feature
62 Jalopy that still works?
65 "Frozen" princess
66 Grandson of 33-Down exiles
67 Grade describing the four longest puzzle answers?
68 Marsh plant
69 Case, for example: Abbr.
70 Permissible

DOWN

1 Matching
2 Jackson of country
3 Pay dirt
4 Holding-on period?
5 49-Down remnant
6 Expos, now
7 Rough material
8 Taking more time, probably, as a test
9 Vegan regimen for a willowy look?
10 Ford Field team
11 Nitwit
12 Trapper's collection
14 Athletic org. founded by Billie Jean King
17 Ends prematurely
22 Trysting place?
23 Pro
25 Mike Trout's team, on scoreboards
26 Swedish auto
27 Latin I verb
28 Craigslist caveat
29 Sloth and the like
30 Musical narrated by Che
33 Paradise
35 Rhythmic cadence
36 Tracy Marrow's stage name
37 Salon offering
40 Outcome
43 Trifling amount
45 Old PC monitor
47 Marsh plants
49 Eventual 5-Down
50 "Atlantic City" director Louis
51 Stand
52 More than a little silly
56 Angels Landing's national park
57 Nation borders?
58 Soothing application
59 Notions case
60 Acid __
63 Half of D
64 Hudson Riv. engineering school



By Winston Emmons 2/15/19

Thursday's Puzzle Solved

R	U	L	E	R		B	I	T		F	I	L	E	
O	P	E	R	A		A	S	U		A	W	A	S	H
U	R	I	G	E	L	L	E	R		V	O	L	T	A
T	A	C	O		O	D	E	N	S	E		A	R	M
E	T	A		E	R	S		O	K	S		L	A	M
R	E	S	C	U	E		I	V	Y		M	A	D	E
			K	R	A	U	S	E		D	I	N	A	R
		T	O	O	L	S	A	R	O	U	N	D		
M	I	E	N	S		B	I	S	T	R	O			
A	N	C	E		A	D	D		T	A	R	M	A	C
L	A	H		S	L	R		K	E	N		A	A	H
L	S	D		W	E	I	M	A	R		V	I	C	I
E	T	A	P	E		V	I	P	S	U	I	T	E	S
T	I	T	H	E		E	C	O		N	E	A	L	E
	R	A	S	P		S	A	W		D	R	I	L	L

©2019 Tribune Content Agency, LLC 2/15/19

SPORTS

• LOCAL • STATE • NATIONAL

Sebring Elks golf tourney on tap

Highlands News-Sun
SPORTS STAFF

Sebring Elks #1529 is sponsoring a four-man scramble golf tournament for Sebring High School AFJROTC on Saturday, Feb. 23, at the Harder Hall Golf Course. Sign in time is 7-8 a.m. with shotgun start at 8:30 am. Cost is $55.00/person which includes coffee, juice and donuts during sign in, refreshments on the course, and a lunch at the Sebring Elks Lodge. Hurry and fill out your entry forms as the tournament is limited to 36 teams. Forms available at Harder Hall and Sebring Elks Lodge.

After School Tennis Classes

After school tennis classes are being offered at the Thakkar Tennis Center at the Country Club of Sebring. The classes run through March 1, and are for youngsters ages 4-18 and are run by USPTA certified professional Horace Watkis.

The four-week sessions which include one session a week, are for any skill level. Tiny Tots, ages 4-6, are on Tuesday's from 3:15 to 4 p.m. and the cost is $37. Future Champs, ages 6-12, are any day of the week from 4 p.m. to 5 p.m. and the cost is $45.

Pre-Tournament Academy is Wednesday's from 4 p.m. to 5:30 p.m. and the cost is $60. High School Team level is Thursday's from 4 p.m. to 5:30 p.m. and the cost is $60.

For more information, call Watkis at 863-414-2164 or 863-386-4282. Email is horacewatkis@hotmail.com.

Wings Of Faith Golf Tournament

Wings of Faith Christian Worship Center, in memory of Coach "Amp" Anthony Robinson, presents the 9th Annual Scholarship Golf Tournament on Saturday March 30, at The Country Club Of Sebring. It's a four-man scramble format with handicap flights. Entry fee is $65.00 per person or $260.00 per team. Registration is 7:30 a.m. with a shotgun start at 8:30 a.m. Entry Fee includes green fee, golf cart, and lunch. Please Make Checks Payable To: Wings of Faith CWC Scholarship Fund. Questions: Contact Alvin Walters (863) 381-5706 email alvinwalterssr@gmail.com. Minster Johnnie L. Walters (863) 381-6578.

Our annual Wings of Faith Christian Worship Center scholarship golf tournament is coming up and we are excited. This year we are dedicating the tournament to the memory and legacy of Minister Anthony "Coach Amp" Robinson. Coach Anthony touched the lives of many youth in our community. He gave his love through the eyes of faith; therefore we are honored to give back in honor of his legacy.

The tournament will be hosted by The Country Club Of Sebring, on March 30, 2019. It is about helping graduating seniors and college students to defray expenses. Our goal is to present a sizable

BRIEFS | 9A

Sebring earns split with Lakeland

Blue Streak boys win, girls lose against Dreadnaughts

By MARK PINSON
SPORTS EDITOR

The Sebring High School tennis teams won one match and lost one on Tuesday against Lakeland High School.

The Sebring girls lost by a score of 7-0, while the Blue Streak boys defeated the Dreadnaughts by a score of 7-0.

In the girls match, Sebring's Ryleah Myhre fell to Parisa Shahin at No. 1 singles by scores of 0-6, 4-6, Emily Joseph lost No. 2 singles to to Lakeland's Carla Fernandez 2-6, 2-6 and Mara Pepper dropped a 4-6, 1-6 decision at No. 3 singles to Presley Philpot.

"Ryleah played a great match with very strong ground strokes and volleys," said Sebring girls tennis coach Janie Hollinger. "Mara played a long match with most games going to duece and ad scores."

At No. 4 singles, Serbring's Kiersten DeJesus lost to Maggie Valenti 2-6, 5-7, and Katherine Pham lost a hard-fought No. 5 singles match to Annsley Pharris, 6-2, 3-6 (8-10).

At No. 1 doubles, Myhre and Joseph fell to Shahin and Fernandez by a pro set score of 3-8, while Pepper and DeJesus fell to Ishali and Valenti at No. 2 doubles by a score of 4-8.

Sebring evened its record at 1-1.

In the boys competition, Sebring blanked Lakeland. At No. 1 singles, Dhruv Manik beat Dreadnaught Sam Reeder by scores of 6-1, 6-0, Blue Streak Pranav Ananthan won No. 2 singles over Ryan Ritter, 6-4, 6-3, and Gavin Szoka defeated Dreadnaught Drew Rozen at No. 3 singles, 6-3,6-2.

Rohin Patel beat Lakeland's Jackson Harris at No. 4 singles by scores of 6-2,6-0, and Sebring's Trace Lackey won No. 5 singles over Bradshaw Lineberger, 6-0, 6-2.

Manik and Ananthan won No. 1 doubles and Lackey and Szoka cruised to a win at No. 2 doubles.

TENNIS | 9A

PHOTO BY RUTH ANNE LAWSON/STAFF

Sebring's Mara Pepper was solid in her No. 3 singles match against Lakeland on Tuesday. The Blue Streak girls lost, but the boys won against the Dreadnaughts.

Tornadoes blow past Blue Streaks

RUTH ANNE LAWSON/STAFF

Sebring's Norris Taylor drives to the basket against Booker in Wednesday night's semifinals of the Class 6A-District 10 tournament. Booker beat Sebring by a final score of 87-53.

Booker beats Sebring in district semifinals

By RUTH ANNE LAWSON
STAFF WRITER

SARASOTA – The Sebring Blue Streaks boys basketball season ended with a disappointing 87-53 loss to Booker in Wednesday night's semifinals of the Class 6A-District 10 tournament.

Sebring ends the season with a record of 17-9.

"Mind blowing," said Sebring boys basketball coach Princeton Harris. "You could not have told me this game would turned out this way. I would never believe that. I'm just in disbelief right now. You play a team so well. We went into overtime when we played at home and went to overtime when we came to Booker last time and now we just didn't show up. It wasn't the same Sebring team that has been here all year long. I don't know the reason why. They were prepared but I guess they weren't prepared mentally for the test. It is a learning experience for me. This is the first time I have ever had this experience. It is a big pill to swallow. I honestly believe that we are ten to fifteen points better than them any given day. I just think our kids are just that talented but just did not show up. We didn't come to play and we were not focused."

In the first period Booker jumped out to an 11-0 lead within the first two minutes of the game. Sebring got on the board with Eric Brown making a layup.

Booker's Curtis Butler Jr netted a 3-pointer and Blue Streaks Alvin Tumblin answered with a layup. The Tornadoes kept scoring and held a stunning 24-6 lead heading to the second quarter.

Tumblin banked in a shot, but Booker expanded its lead to 35-8. Brown and Tumblin each made 3-pointers and Taylor made one of two free throws cutting the deficit to 35-15.

The Tornadoes led 41-18 at halftime.

The Blue Streaks tried to rally in the third period.

HOOPS | 9A



RUTH ANNE LAWSON/STAFF

Sebring's Alvin Tumblin makes a basket against Booker in Wednesday night's district semifinals.

Twelve Hour Fan Fest coming up

Event in downtown Sebring on March 12

Special to Highlands News-Sun

SEBRING – All roads will truly lead to the Sebring Circle Tuesday, March 12 when the second annual IMSA Twelve Hour Fan Fest at Historic Downtown Sebring gets underway with a Transporter Parade featuring more than 40 IMSA WeatherTech Championship teams.

The free community event will allow fans to See the Cars and Meet the Stars as the elaborately designed transporters enter Circle Park Drive from Sebring Parkway and North Ridgewood Drive at 5:30 p.m. Music and entertainment at the circle will start at 5 p.m. Drivers competing in the 67th Mobil 1 Twelve Hours of Sebring presented by Advance Auto Parts will be taking part in autograph sessions, fan forums and meet and greets. The fan forum will begin at 6 p.m. and the autograph session will begin at 6:30 p.m.

IMSA PHOTO

All roads will truly lead to the Sebring Circle Tuesday, March 12 when the second annual IMSA Twelve Hour Fan Fest is held in downtown Sebring.

Food trucks, Sebring International Raceway displays, photo opportunities with the Corvette pace car and several of the world's fastest and most technologically advanced race cars from the IMSA WeatherTech SportsCar Championship will be on display.

Other highlights will include a pinewood derby, opportunities to win race tickets and other giveaways. IMSA and Mobil 1 Twelve Hours of Sebring merchandise, race posters and programs will be available for purchase.

The event will celebrate the significance of the historic race for residents of Highlands County and be a way for the city of Sebring, IMSA and Sebring

RACE | 9A

HOOPS

FROM PAGE 8A

Tumblin was sent to the line and went two-for-two. Brown sank a 3-pointer and Tumblin added a layup to bring the score to 50-25.

Brown made a basket and was fouled while attempting a 3-pointer. Brown made two of three shots at the line cutting the deficit to 52-29. Tumblin made a bucket and was fouled on the play. Tumblin sank his free throw narrowing the deficit to 54-32.

Ryan Brown netted a 3-pointer, Desources made a layup and Taylor passed down court to Eric Brown for an easy layup to make it 61-41 at the end of the third period.

Sebring's Jehovany Garcia netted a 3-pointer to start the fourth period.

RUTH ANNE LAWSON/STAFF

Sebring's Jacob Pasley takes a shot under pressure on Wednesday night.

RUTH ANNE LAWSON/STAFF

Sebring's Norris Taylor makes a layup against Booker in Wednesday night's district semifinals.

Booker answered with a 3-pointer and added a jump shot. Tumblin made a put-back and Brown made a free throw.

Taylor made a basket and added a pair of free throws. Pasley was sent to the line and made one of two shots narrowing the deficit to 79-52.

The Tornadoes ran out the clock to seal the victory.

Sebring will lose only one senior, Taylor, who signed a football scholarship early Wednesday morning. The Blue Streaks are already preparing for next season.

"We gotta regroup," said Harris. "They will be back Monday and we are preparing for next year. We will learn from this. The disappointment will stick with us all year because that is the only thing we have to go on now. We have some work to do. We will see who is dedicated and who wants to get better and become men. We are losing Norris Taylor and it has been a pleasure coaching him for four years. It will be rough without him so that is why we are getting started now for next year."

COURTESY PHOTO

The Sebring boys tennis team improved to 2-0 with a win over Lakeland on Tuesday. From left, Miguel Ongsiako, John Allen Rogers, Rohin Patel, Vinay Krishna's, Coach Ryan Myhre, Gavin Szoka, Dhruv Manik, Pranav Ananthan, Trace Lackey.

TENNIS

FROM PAGE 8A

"Despite a rainy and wet start, and encountering a short delay to let the courts dry, the Blue Streaks came out swinging and dominated Lakeland," said Sebring boys tennis coach Ryan Myhre. "We won all five singles matches and had convincing wins in doubles. We competed well tonight against a perennial powerhouse in our area. The guys on the team are already playing at a pretty high level for so early in the season and I'm trying to get them to just focus on and execute some of the fundamentals to build on as we progress through the season. They are a great group of student-athletes to be around, they have a lot of fun both on and off the court and I consider myself quite blessed to be a part of this journey with them."

The Sebring boys and girls are back in action on Tuesday with a home match against Okeechobee.

RACE

FROM PAGE 8A

International Raceway to say thank you to residents and fans who make the 12-Hour Classic what it is today. For more information regarding the pinewood derby, please visit www.eventbrite.com. Heats will begin at 6:30 p.m. and will include sessions for junior, intermediate, and seniors.

The week leading up to the Mobil 1 Twelve Hours of Sebring Presented by Advance Auto Parts will have no shortage of events.

An IMSA Prototype Challenge race beginning at 12:35 p.m., practice for the WeatherTech Championship, and qualifying for the FIA World Endurance Championship activities on Thursday March 14. The following day, qualifying for the WeatherTech Championship begins at 9:30 a.m., followed by the Alan Jay Automotive Network 120 Michelin Pilot Challenge race at 12:05 p.m. and the FIA World Endurance Championship 1000 Miles of Sebring race Friday from 4:00 p.m. until Midnight. The Mobil 1 Twelve Hours of Sebring Presented by Advanced Auto Parts starts Saturday, March 16 at 10:40 a.m.

BRIEFS

FROM PAGE 8A

scholarship to graduates who will be attending college. Checks will be made payable to colleges. We are asking business to donate items for door prizes and gift bags. Please make checks payable to Wings of Faith CWC Scholarship Fund.

Your generous donation will be publicly acknowledge at the golf tournament and placed in the booklet which will be given to each sponsor. The Wings of Faith Christian Worship Center, Inc is a nonprofit, tax exempt 501 © (3) organization; your contributions are tax deductible.

Find A SWEET Ride with One of These CARFAX VEHICLE HISTORY REPORTS Deals!

2008 GMC SIERRA

SLE, 4 DOOR EXTRA CAB, 5.3 LITER V-8, ONE OWNER

$15,818

2016 JEEP WRANGLER

SPORT S MODEL, V-6, 6 SPEED, 56,000 MILES, LIKE NEW

$20,818

2012 ACURA TL

ONE OWNER, TECH PACKAGE, NAVIGATION, SUNROOF

$13,918

2016 TOYOTA HIGHLANDER

XLE MODEL, LEATHER, ONE OWNER, NAVIGATION, PEARL

42,800 MILES

2016 HYUNDAI ELANTRA



ONE OWNER, FACTORY WARRANTY, SE MODEL, NICE

$11,887

2014 KIA SPORTAGE

ONE OWNER, LX MODEL, 43,200 MILES, QUALITY, SAFETY

$14,818

2016 TOYOTA COROLLA

S PLUS PACKAGE, ONE OWNER, 15,300 MILES, LOADED

$15,818

2015 TOYOTA COROLLA

LE MODEL, 47,300 MILES, AUTOMATIC, RELIABILITY PLUS

$12,818

2013 GMC SIERRA

4 DOOR CREW CAB, LEATHER, TWO OWNER, FLAWLESS

CREW CAB

2013 CHEVROLET EQUINOX

LT MODEL, LOCAL TRADE, LOW MILES, NEW TIRES, NICE

$12,887

2012 BUICK ENCLAVE

LEATHER MODEL, LOCAL TRADE, QUAD SEATS, LUXURY

$14,587

2013 FORD TAURUS

LOCAL TRADE, LEATHER, NEW TIRES, SMOOTH RIDE

$11,887

PRICES PLUS TAX, TAG, AND TITLE.
WARRANTIES BALANCE OF. NO DEALER FEES

WARREN'S AUTO SALES

811 US HWY 27 S. • AVON PARK

Mon.-Fri. 8-6:30
Saturday 8-5

863-452-2931

MIDFLORIDA Financing Available

WWW.WARRENSAUTOSALES.COM

Voted Best Used Cars

Highlands News-Sun Readers' Choice 2017 First Place

adno=3653857-1

HOME IMPROVEMENT

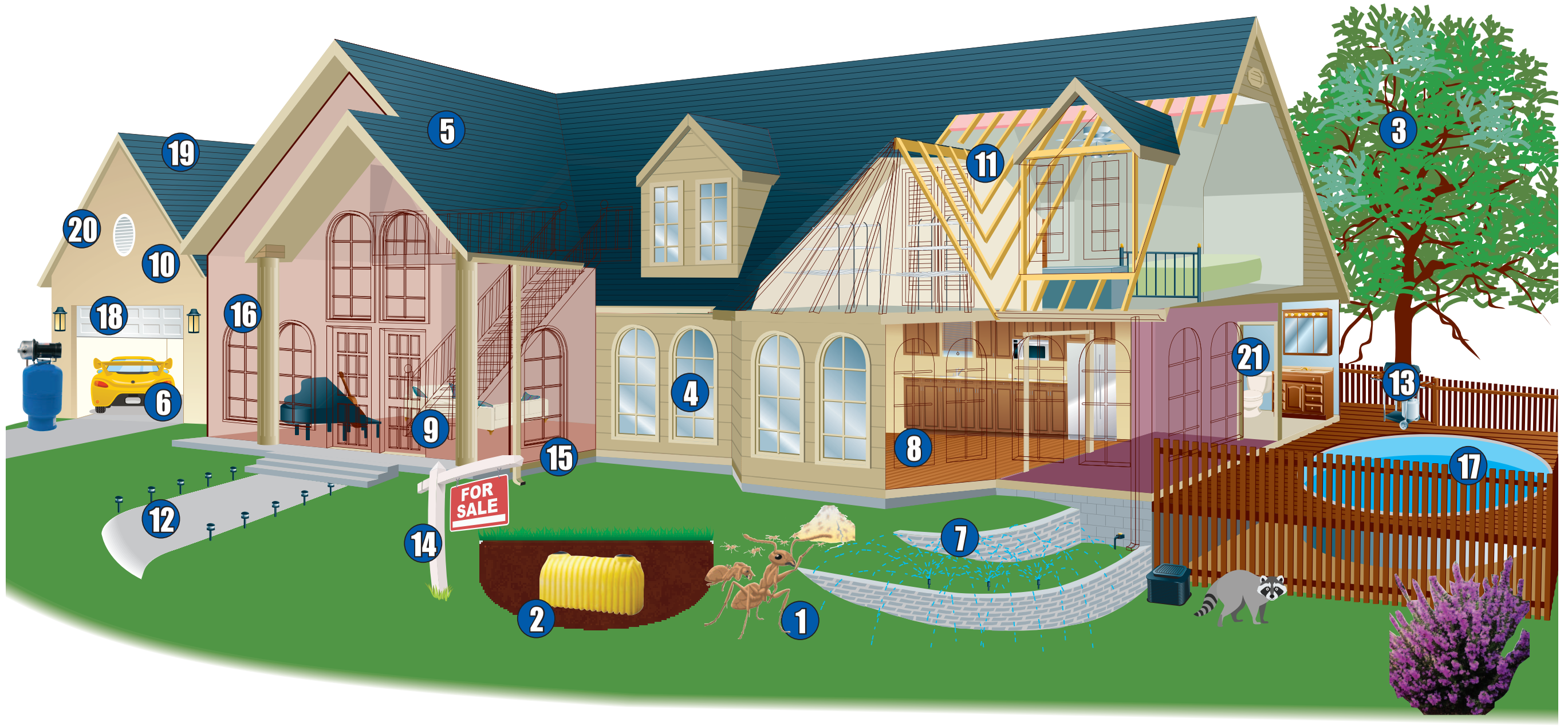

1 EXTERMINATOR
Bugs Bee-ware
610 State Road 66
Sebring, FL
(863) 385-0404
www.bugsbeeware.com

2 SEPTIC
YOUR INFORMATION HERE
CALL (863) 386-5844

3 TREE SERVICE
YOUR INFORMATION HERE
CALL (863) 386-5844

4 WINDOWS
The Decor Store
401 US 27 North
Lake Placid, FL 33852
(863) 699 9100
Danieldecorstore@gmail.com

5 CONSTRUCTION
Mark Stewart
STEWART CONSTRUCTION
(863) 385-9403
mark@stewart-construction.net

6 AUTOMOTIVE
YOUR INFORMATION HERE
CALL (863) 386-5844

7 IRRIGATION
Curb N Scape
610 State Road 66
Sebring, FL
(863) 385-0404
www.bugsbeeware.com

8 KITCHEN & BATH CABINETS
Simmons Solid Surface LLC
3428 Bartee Rd
Sebring FL, 33875
(863) 382-0241
cabinetrysebring.com

9 CARPET/TILE CLEANING
Krystal Klean
(863) 253 7878

10 PAINTING
YOUR INFORMATION HERE
CALL (863) 386-5844

11 BUILDING MATERIALS
Bagwell Lumber Company
309 W. Pleasant St.
Avon Park, FL 3382
(863) 453-3168
www.bagwell-lumber.com

12 HANDYMAN
All Around Handyman
Fred Miller
(863) 253-9565

13 FENCE
YOUR INFORMATION HERE
CALL (863) 386-5844

14 REAL ESTATE
Rona Port
BERKSHIRE HATHAWAY HOME SERVICES
(863) 414-6570
rport@bhhsflpg.com

15 FLOORING
Griffins Carpet and Patio
560 US 27. Sebring, FL
(863) 385-4796
www.carpetpatioblinds.com

16 INTERIOR DECORATING
Griffins Carpet and Patio
560 US 27. Sebring, FL
(863) 385-4796
www.carpetpatioblinds.com

17 IN GROUND POOLS & SPAS
YOUR INFORMATION HERE
CALL (863) 386-5844

18 GARAGE DOOR
Brandi Rankin
SOUTHWOOD GARAGE DOORS
(863) 382-2505
sbsdoors@comcast.net

19 INSURANCE
Budget Bi-Rite Insurance
1500 US Highway 27 S
Avon Park, FL 33825
(863) 453-3903
www.budgetbirite.com

20 A/C AND HEATING
America First Air Conditioning & Heating
2153 State Road 64 W
Avon Park, FL 33825
(863) 453-4741
www.americafirstac.com

21 PLUMBING
YOUR INFORMATION HERE
CALL (863) 386-5844

Do you want to sponsor this page?
Call 386-5844

ad no=3651384-1

ADVENTURE OUT

Friday, February 15, 2019 SECTION B



COURTESY PHOTO

Tuskegee Red Tails escorting B-17s.

FLIGHTLINE
John Rousch

Outrage in the classroom

Role playing is an effective teaching tool. I told the Aviation class last week it is December 7th, 1941. You all are in the local recruiting office, eager to serve you country. I introduced myself as the officer in charge and began to make duty assignments. All the girls were to become nurses, the Hispanic boys were to be truck drivers/ mechanics, the Black's cooks and stewards, and the White boys pilots. You could feel the tension rise in the classroom and the pending outrage.

I asked them about their feelings and a discussion followed. In 1941 this was the way things were done. Our military at the time was following the national social norms. I then proceeded to show the movie Tuskegee Airmen, the story of the first US Army Air Corps Black fighter pilots. There are two films that chronicle the "Tuskegee Experiment", the HBO film "Tuskegee Airmen" and the Lucas film "Red Tails". Both are good presentations. To tell the real story of the struggle and challenges, the HBO version has the most impact.

In the HBO version cadets are on a train leaving the Chicago area headed to the south. The train stops in a deep southern town and all the Black riders as kicked out of their seats and told to go to another car at the rear of the train while their seats are taken by German prisoners of war. A dramatic statement and a precursor of things to come.

The story continues to illustrate the different treatment while still following the Air Corps training command standards. The trained cadets were seemingly on "hold" at Tuskegee until First Lady Eleanor Roosevelt came to the base and went for a flight with a cadet. She then asked the base commander "Have the cadets met the standards of flight training, and if they have, why are they still here?" Soon afterward, the cadets graduated and were sent into the war. Unfortunately, the unequal treatment continued as the Black aerial units were assigned far from the front lines and limited to ground support missions.

There were powerful congressional attitudes that were convinced that the Tuskegee Experiment should be terminated. Black aviator Col. Benjamin O. Davis who

FLIGHT | 2B

Dog Ownership – Retrievers

Six different types of this wonderful dog

COURTESY PHOTO

Retrievers are great dogs. Here is Macey with Bailey.

By SUZANNE SIGMUND
Special to Highlands News-Sun

If you are looking for a large, loyal and energetic dog, consider one of the retrievers. There are 6 different retrievers: Chesapeake Bay Retriever, Labrador Retriever, Golden Retriever, Flat Coated Retriever, Novia Scotia Duck Tolling Retriever and the Curly-Coated Retriever. They are all known as being affectionate, bright and sensitive. All six of them are known as the "sporting dog" with the American Kennel Club (AKC).

The Chesapeake Bay Retriever, also known as Chessie, is a strong, powerfully built dog. The distinctive breed trait is a wavy coat that is oily to the touch. Chessies are solid-colored, either chocolatey brown, sedge, or deadgrass, with keen yellow-amber eyes that nicely complement the coat. The Chessie is famous for his waterproof coat which repels moisture much the way a duck's feathers do.

Chessies are more emotionally complex than the usual bird dog. Chessies take to training, but they have a mind of their own and can tenaciously pursue their own path. They are protective of their humans and polite, but not overtly friendly, to strangers. Chessies make excellent watchdogs and are versatile athletes. A well-socialized Chessie is a confident companion and world-class hunting partner.

The Labrador Retriever is known to be friendly, active and outgoing. My husband and I had a large black lab several years ago who lived to be 16 years old. I can honestly say that Sammie never settled down until she was 5 years old. Her energy level was extraordinary! The sweet-faced, lovable

DOGS | 3B

Archbold's Buck Island Ranch

Graduate student captures science and beauty

By Archbold Biological Station

Graduate students are important contributors to Archbold not only because they conduct research and build knowledge about our environment, but also because they bring fresh new ideas and energy.

To date a total of 33 graduate students from many different universities have completed their Masters and PhDs theses based on fieldwork at Archbold's Buck Island Ranch. Dr. Betsey Boughton research director at Buck Island Ranch noted, "We currently have five graduate students, one Masters and four PhD students, who are conducting research at Buck Island Ranch on various aspects of ecology ranging from wildlife to greenhouse gases and climate change". Haoyu Li, is one of these current graduate students: he is from the University of Central Florida and working on his Masters research at the ranch.

Originally from China, Haoyu has been working and living at Buck Island Ranch for almost two years. He said, "My thesis research is focused on understanding why some plants are able to successfully invade an area: I am specifically focusing on interactions among plants. Plants compete with each other and plants that are good competitors suppress the growth of other plants. I want to understand what types of situations make some plants better competitors; specifically I am looking at how the size of a patch of invading plants may influence the level of competition between the resident native plant species and the

Haoyu Li, University of Central Florida graduate student, has developed a passion for nature photography while studying at Archbold.

invading species. It's important to understand why some plants are really successful invaders and why they become more and more abundant over time. I hope that my research will help ranchers and land managers combat invasive non-native or undesirable plants."

Haoyu added, "While my ranch life is heavily focused on my thesis research, I have also taken full advantage of the wilderness right out my own front door. In my free time, I have discovered I have a passion for wildlife and landscape photography."

He continued, "Science occupies my brain, while photography occupies my heart. I started photography with an entry-level digital Canon camera around November 2017. I forgot how I became really serious about photography, but one day I just grabbed my camera and walked into the marshes on the ranch and started taking photos of everything. I think for most people, the direct feelings of enjoyment, relaxation and beauty of being in nature is a straight-forward way they get in touch with wilderness. Photography allows me to open another window beyond science to communicate with and understand nature. Since I started working here, I have taken more than 50,000 photos of all kinds of plants, wildlife and landscapes. It is amazing that I never get tired of it. Every single day, even walking on trails I've walked hundreds of times, I pay close attention and find beautiful new details and notice that each single day is different. The key to wildlife photography is to use all your senses to feel the surroundings, and catch those moments touching your heart. When graduate studies become hard and frustrating, I just take my camera and big telephoto lens, some water, and walk into the wilderness. To

ARCHBOLD | 3B

Clunn wins Bassmaster Elite Series

Veteran angler finishes first on St. Johns River

Special to Highlands News-Sun

PALATKA — After becoming the oldest angler ever to win a Bassmaster Elite Series event in 2016 on the St. Johns River, Rick Clunn provided what has become one of the most famous quotes in professional bass fishing history when he said, "Never accept that all of your best moments are in your past."

On Sunday, he walked it like he talks it.

Clunn, who turned 72 in July, broke his own record for agelessness, winning the Power-Pole Bassmaster Elite at St. Johns River with a four-day total of 98 pounds, 14 ounces. His amazing week was punctuated on Championship Sunday with a tournament-best limit of five bass that weighed 34-14.

It was the 16th career victory for Clunn, whose $100,000 first-place paycheck put him over $2.5 million in career earnings with B.A.S.S.

"I think this just reinforces what I said after I won here in 2016," Clunn said. "A long time ago, I stopped paying attention to timelines. The terrible twos, the ugly teens, the midlife crisis, retirement time — I don't pay any attention to any of that.

BASS | 2B



B.A.S.S. PHOTO

Rick Clunn repeats at Power-Pole Bassmaster Elite At St. Johns River with a four-day total of 98 pounds, 14 ounces.

BASS

FROM PAGE 1B

"If you listen to everybody else, you'll get premature notions about who you really are."

This week, there was no doubt about it. He was "Rick Clunn: Legend."

The Ava, Mo., angler started modestly with a limit of 17-5 on Day 1. But he inched his way up the standings with 23-11 on Day 2 and then caught 23-0 on Day 3 to make Sunday's Top 10 cut in eighth place with a three-day total of 64-0.

He joked after Saturday's semifinal weigh-in that he might need a 10-pounder and a 12-pounder on Sunday to have any chance of winning. While he didn't quite make those marks, he came close by weighing in two fish over 9 pounds, including a 9-14 that ranked as the biggest bass of the day.

His three key baits all week were a big lipless crankbait from Luck-E-Strike called a Hail Mary, a 3/4-ounce Luck-E-Strike Trickster Spinnerbait with a shell-cracker-colored skirt and a Texas-rigged gatortail worm.

"I thought the bream pattern was important for the spinnerbait this week," Clunn said. "The bass are bedding here, and I know how much the bass really don't like the bream around their beds."

The spinnerbait bite improved steadily throughout the week, thanks to a cold front that brought wind and cloud cover to the region. After catching bass on the deeper ends of boat docks in practice, Clunn said the fish had moved so shallow they were under the walkways of the docks by the weekend — and that made for a perfect spinnerbait situation.

In the event that he missed a strike on the spinnerbait, he would follow up quickly with the worm. That was the key to landing his biggest bass Sunday.

"That's what won it for me today," he said. "Early in the day, they were eating that spinnerbait really well. I caught a 6 1/2 on it and another one about 4. But then in the middle of the day, I missed three fish on it — and I could tell the third one was a really nice fish.

"I went back with the worm, and it was the 9-14."

Even with all that he's accomplished, Clunn admitted the two giant bass on Sunday got his blood pumping.

"I swung every fish into the boat today except those two 9s," he said. "When you have to sit there and think about all of the possibilities and it takes forever to get them in the boat…it gets your heart moving."

The two anglers closest in the standings to Clunn were first-year Canadian pro Chris Johnston with 95-2 and veteran Kentucky pro Mark Menendez with 95-1. Johnston said it was an honor to share the stage with Clunn.

"To lose to somebody that you watched fishing for the past 20 years — just to be on the same stage with him — it's a privilege," Johnston said. "If I was gonna see anyone else win, I would want it would be Rick. He earned it. He deserves it. He put his time in.

"I can't complain about second place at my first event."

Clunn said the question of when he'll finally give up fishing is "a dirty question." He's looking forward to next week's Toyota Bassmaster Elite at Lake Lanier in Georgia and has no plans of slowing down anytime soon.

"A lot of stuff off the water is old to me," Clunn said. "But when I go on the water, it's brand new, just like it was when I started. I love it just as much as I ever have.

"It's an incredible thing to go out every single day and know that you've gotta figure them out. This amazing study of natural rhythms and how all things are connected — I can't see myself ever getting tired of that."

During a tournament when giant fish were weighed in all four days, the Phoenix Boats Big Bass of the week was caught during Thursday's opening round. The honor went to Virginia pro John Crews for the 11-2 largemouth he caught on Day 1.

Rookie pro and former college fishing champion Patrick Walters of South Carolina was fourth with 91-14, and Crews was fifth with 89-11.

The Elite anglers hit the St. Johns River fishery at its peak. The 75 anglers caught 158 five-bass limits and weighed in 893 bass totaling 2,927 pounds, 8 ounces of bass. With an average weight of 3 1/4 pounds and the largest weigh-in crowds in the history of St. Johns Bassmaster tournaments, the event more than lived up to the theme of the 2019 Elite Series: "Big Bass. Big Stage. Big Dreams."

FLIGHT

FROM PAGE 1B

was the commander of the 332nd Fighter Group stood before a congressional sub-committee and asked only for a "fair and impartial opportunity to serve the country". A passionate and factual presentation of the inequities the Black units faced, led to the 332nd being assigned to the front lines in Italy with new top of the line P-51 fighter aircraft.

The Tuskegee airmen expected to be in direct air to air combat with German aircraft. Instead they were assigned as escorts to protect the bomber formations. What had occurred up to this point, fighters flown by white pilots assigned to escort service were drawn off by an initial attack by German fighters, and while they were chasing the first wave of German fighters, another larger wave of German fighters came into wreak havoc on the now unprotected bomber formation. The allied losses of aircraft and 10-man crews were staggering, and they needed better cover. It was better to save 10 lives than to go chase one German fighter pilot.

When the 332nd fighter group arrived in Italy, they were told by Col. Davis that this was their opportunity to make their mark by protecting the bomber formations. They succeeded, and after an initial resistance and doubt from the white bomber pilots, the "Red Tails" were then "requested" to escort the bombing missions. The 15th Air Force led a massive successful raid on Berlin. The 332nd escorted the formation and shot down three German jet fighters, the first jet aircraft of the war. Between May 1943 and June 1945, 450 Tuskegee Airmen were awarded more than 850 medals. 66 Tuskegee Airmen died in battle. The 332nd Fighter Group never lost a single bomber to enemy action. Their record was one of the key factors that led to the armed forces being integrated by President Truman.

An airplane cannot tell the race or gender of the pilot. Either you can fly it, or you can't. The airplane is a great equalizer. Things have changed since 1941, or have they?

Our current social climate is tense with political factions digging in and not finding common ground. Division and mistrust is building. It is time to understand we have more in common with our fellow man than not. We need to lead by example for our youth. They are watching and learning by what they see us do. We can site a historical context to make a point, but what we say and do now, will carry the day. I've mentioned it before, but we can all benefit from living the Rotary Four Way Test. 1. Is it the TRUTH? 2. Is it FAIR to all concerned? 3. Will it build GOOD WILL and BETTER FRIENDSHIPS?, 4. Will it be BENEFICIAL to all concerned?" It is time to be better, our youth are watching.

DO YOU HAVE THE NEXT BIG STORY OR NEWS TIP TO SHARE?

Email Your News Tips To:

HIGHLANDS NEWS-SUN
YOUR HOMETOWN NEWSPAPER SINCE 1919

newstips@newssun.com

DESOTO PRESENTS

STEAKS & COUNTRY MUSIC CONCERT WITH LEGEND

MOE BANDY

LIVE IN ARCADIA

TICKETS FROM ONLY $15

FEB. 26, 2019

With 10 #1 Hits, 5 Gold Albums and an ACM Song of The Year award under his belt, this Texas singer with twin fiddles and steel guitar in the band keeps traditional county music alive!

TURNER AGRI-CIVIC CENTER
2250 NE Roan St. Arcadia, FL 34266
Prelude performer Red Griffin

SUN EVENTS.COM

Dinner Tables and Meet & Greet Available!

Visit us online or call for more information:
www.SunEvents.com or call (863) 494-9362
Early access dinner at 5:30pm • Meet & Greet at 7:00pm
General Admission doors open at 7:00pm • Show starts at 7:30pm
All sales are final. Additional taxes & fees may apply. Please call for any special needs seating requirements.

adno=3656346-1

LOVE Where You Live!

We offer hardwood, carpeting, area rugs and more!

Residental or commercial, WE DO IT ALL!

In-Stock Products Starting at

Carpet .69¢ SQ. FT.

Boat Carpet .99¢ SQ. FT.

Vinyl .99¢ SQ. FT.

Vinyl Plank WATER PROOF $2.99 SQ. FT.

Porcelain Wood Tile THREE COLORS $1.79¢ SQ. FT.

PATIO SETS STARTING FROM $349.00

Remnants 30% OFF!

Griffin's CARPET MART, INC.
Family owned & operated since 1978
Chamber of Commerce Member
Financing Available

560 U.S. 27 North, Sebring • 385-4796
www.CarpetPatioBlinds.com

adno=3655779-1

PHOTO BY HAOYU LI

Red-bellied Woodpecker perches on a ranch fence post during a Florida rainstorm.

ARCHBOLD

FROM PAGE 1B

me, photography is not just pressing the shutter button, but it is also a way for me to find and define myself and capture simple and genuine beauty. "

Haoyu has scheduled his graduate school defense in March 2019. This includes giving a presentation to the students and professors in the Department of Biology at the University of Central Florida. Haoyu has to 'defend' his research in front of his peers and prove that he is deserving of a Masters degree. It will be a perfect time to showcase both the hard work he has conducted for his research and also display the beauty he has captured at Buck Island Ranch with his photography.

DOGS

FROM PAGE 1B

Labrador Retriever is America's most popular dog breed. Labs are friendly, outgoing, and high-spirited companions who have more than enough affection to go around for a family looking for a medium-to-large dog.

The Golden Retriever, an exuberant Scottish bird dog of great beauty, stands among America's most popular dog breeds. They are serious workers at hunting and field work, as guides for the blind, and in search-and-rescue, enjoy obedience and other competitive events, and have an endearing love of life when not at work. Known to be friendly, intelligent and devoted.

The Golden Retriever is a sturdy, muscular dog of medium size, famous for the dense, lustrous coat of gold that gives the breed its name. Some Goldens have long graceful hair hanging on their legs and tail areas known as "feathers." The broad head, with its friendly and intelligent eyes, short ears, and straight muzzle, is a breed hallmark. In motion, Goldens move with a smooth, powerful gait, and the feathery tail is carried, as breed fanciers say, with a "merry action."

Goldens are outgoing, trustworthy, and eager-to-please family dogs, and relatively easy to train. They take a joyous and playful approach to life and maintain this puppyish behavior into adulthood. These energetic, powerful dogs enjoy any type of play, including indoor or outdoor. For a breed built to retrieve waterfowl for hours on end, swimming and fetching are natural pastimes. In my research about Goldens, I never read where they tend to be a bit stubborn at times. My Murphy, now 2 years old, loves to retrieve a ball but when she brings it back to me, she doesn't want to give it up.

The Novia Scotia Duck Tolling Retriever is the smallest of all the retrievers. Tollers are upbeat athletes who require outlets for their boundless vigor: hunting, hiking, camping, and, of course, swimming (for which they are ideally suited, down to their webbed feet). Tollers are smart, handsome, affectionate companions, but these red tornadoes can be recommended only to

DOGS | 9B

Find The Perfect Companion
In the CLASSIFIEDS!
SUN NEWSPAPERS

Heartland Skin Center
Our Specialty is You
Have you Had Your Skin Cancer Screening This Year?
Complete range of skin services available including:
• Skin Cancer Screenings
• Skin Cancer Surgery
• Mole & Growth Removal
• Biopsies • Rashes & Eczema
• Anti aging treatments • Botox



Now Accepting New Patients
CELEBRATING 13 YEARS OF PATIENT CARE
Jennifer A. Wolf, PA-C
Certified Physician Assistant
5825 US 27 North
Sebring, FL 33872
Fax: 863-658-6846 • 863-385-SKIN (7546)
HeartlandSkinCenter.com
adno=3651347-1

Dining with the Doctors
THE PALMS OF SEBRING
a 501(c)(3) nonprofit organization
Tuesday, February 19, 2019
5:00pm
with
Dr. Tahir Chaudhri & Jason Kimbrell, CEO
The Orthopedic Institute at Highlands Regional Medical Center
Highlands Regional MEDICAL CENTER
$6 per person
For More Information or to RSVP
Call (863) 385-0161 ext. 0
725 S. Pine Street, Sebring, FL
www.palmsofsebring.com
adno=3656802-1

Sebring High School Jazz Band
Performing at the Champion for Children Circle Theatre
202 Circle Park Dr, Downtown Sebring
February 16
6:00 pm
Donations accepted at the door
To support the SHS jazz band and "Prof" & Paul Gustat Music Fund
Presented by the Champion for Children Circle Theatre
Sponsored by the Highlands News-Sun
www.ChampionForChildren.org
adno=3656643-1

RHONDA VINCENT AND THE RAGE
PERFORMING LIVE APRIL 8, 2019
GENESIS CENTER 7:00pm show
218 E. Belleview St. Lake Placid, FL 33852
"The Queen of Bluegrass"
- Wall Street Journal
7 GRAMMY NOMINATIONS
2017 AWARD WINNER for Best Bluegrass Album
Over 125 appearances on the Grand Ole Opry and performances with Dolly Parton on David Letterman and Late Night with Conan O'Brien!
21 IBMA AWARDS
Including an unrivaled Seven Consecutive Female Vocalist of the Year Awards!

For tickets and information visit:
www.SunEvents.com or call (863) 494-9362
SUN EVENTS.COM
Tickets also avilable at the Genesis Center
Mon, Wed & Fri 10:00am - Noon
All sales final. Additional taxes & fees may apply. Please call for any special needs seating requirements.
adno=3653667-1

Call to Place Your Ad TODAY 863-385-6155
CLASSIFIEDS
Garage Sales: 1-3 days, only $22
1 week: $35
2 weeks: $49
4 weeks: $79
Reach Over 65,000 Readers EVERY DAY!

LEGAL NOTICES

IN THE CIRCUIT COURT OF THE 10TH JUDICIAL CIRCUIT, IN AND FOR HIGHLANDS COUNTY, FLORIDA
Case No.: FC-19-32
Division:
Robert Shane Brooks,
Husband,
and
Monica Brooks,
Wife.

NOTICE OF ACTION FOR DISSOLUTION OF MARRIAGE (NO CHILD OR FINANCIAL SUPPORT)

TO: Robert Shane Brooks
103 Grape Road NW, Lake Placid, FL 33852.

YOU ARE NOTIFIED that an action for dissolution of marriage has been filed against you and that you are required to serve a copy of your written defenses, if any, to it on Monica Brooks, whose address is 103 Grape Road NW, Lake Placid, FL 33852 on or before February 27, 2019, and file the original with the clerk of this Court at 590 S. Commerce Ave., Sebring, FL 33870 before service on Petitioner or immediately thereafter. If you fail to do so, a default may be entered against you for the relief demanded in the petition.

The action is asking the court to decide how the following real or personal property should be divided:

N/A

Copies of all court documents in this case, including orders, are available at the Clerk of the Circuit Court's office. You may review these documents upon request.

You must keep the Clerk of the Circuit Court's office notified of your current address. (You may file Deisgnation of Current Mailing and E-Mail Address, Florida Supreme Court Approved Family Law Form 12.915.) Future papers in this lawsuit will be mailed or e-mailed to the addresses on record at the clerk's office.

WARNING: Rule 12.285, Florida Family Law Rules of Procudure, requires certain automatic disclosure of documents and information. Failure to comply can result in sanctions, including dismissal or striking of pleadings.

Dated: January 30, 2019
ROBERT W. GERMAINE, CLERK
CLERK OF THE CIRCUIT COURT
By: /s/ Ronda Story
Deputy Clerk
Feb. 1,8,15,22, 2019

IN THE CIRCUIT COURT OF THE 10TH JUDICIAL CIRCUIT, IN AND FOR HIGHLANDS COUNTY, FLORIDA
Case No.: FC18-1191
Division:
Hopton Barnes,
Husband
and
Sonia Barnes,
Wife.

NOTICE OF ACTION FOR DISSOLUTION OF MARRIAGE (NO CHILD OR FINANCIAL SUPPORT)

TO: Hopton Barnes
2561 W. Bandra Road, Avon Park, FL 33825

YOU ARE NOTIFIED that an action for dissolution of marriage has been filed against you and that you are required to serve a copy of your written defenses, if any, to it on Sonia Barnes whose address is 2561 W. Bandra Road, Avon Park, FL 33825 on or before March 7, 2019, and file the original with the clerk of this Court at 590 S. Commerce Ave., Sebring, FL 33870 before service on Petitioner or immediately thereafter. If you fail to do so, a default may be entered against you for the relief demanded in the petition.

The action is asking the court to decide how the following real or personal property should be divided:

None

Copies of all court documents in this case, including orders, are available at the Clerk of the Circuit Court's office. You may review these documents upon request.

You must keep the Clerk of the Circuit Court's office notified of your current address. (You may file Deisgnation of Current Mailing and E-Mail Address, Florida Supreme Court Approved Family Law Form 12.915.) Future papers in this lawsuit will be mailed or e-mailed to the addresses on record at the clerk's office.

WARNING: Rule 12.285, Florida Family Law Rules of Procudure, requires certain automatic disclosure of documents and information. Failure to comply can result in sanctions, including dismissal or striking of pleadings.

Dated: February 5, 2019
ROBERT W. GERMAINE, CLERK
CLERK OF THE CIRCUIT COURT
By: /s/ Christina Dohmann
Deputy Clerk
Feb. 8, 15, 22; March 1, 2019

REQUEST FOR PROPOSALS

Sun 'n Lake of Sebring Improvement District
RFP NO: 19-03
Omar DeJesus, Finance Director
5306 Sun 'n Lake Blvd.
Sebring, FL 33872
e-mail: odejesus@snldistrict.org
Facsimile Number: 863-382-2988

OPENING TIME: 2:00pm
OPENING DATE: February 26, 2019

THIS IS NOT AN ORDER
YOU ARE INVITED TO PROPOSE ON THE FOLLOWING:

Sun 'n Lake of Sebring Improvement District
Deer Run Greens Loop Irrigation

RFP No. 19-03

The Sun 'n Lake of Sebring Improvement District hereby requests proposals from qualified and licensed contractors for the construction of an automatic irrigation system on Deer Run Golf Course with the District. Specifications can be found at www.snldistrict.org or by calling (863)382-2196. Sealed bids will be due no later than 2:00pm, February 26, 2019.

State of Florida Tax Exemption Number is 85-8012528797C-8
Signed: Tanya Cannady, CPA, CDM, General Manager
Date: 2/12/19
Feb. 15, 22, 2019

PUBLIC NOTICE OF INTENTION TO APPLY TO THE BOARD OF COUNTY COMMISSIONERS TO VACATE AN EASEMENT

Notice is hereby given that the Board of County Commissioners of Highlands County, Florida, upon petition of BW 27 Valerie LLC, will on the 5th day of March, 2019, at 9:00 A.M., in the Board of County Commissioner's Meeting Room at 600 South Commerce Avenue, Sebring, Florida, consider and determine whether the county will vacate the easement described below and renounce and disclaim any rights of the County and the public in and to the easement and land in connection therewith. The easement is described as:

RETENTION EASEMENT. BEGIN AT THE SOUTHWEST CORNER OF SAID LOT 255; THENCE ALONG THE WESTERLY BOUNDARY OF THE AFORESAID SEBRING RIDGE SUBDIVISION SECTION ``A", N. 19 DEGREES 34'10"W. (N. 19 DEGREES 34'10" W. PLAT BEARING), A DISTANCE OF 345.00 FEET TO THE NORTHWEST CORNER OF THE AFORESAID LOT 252; THENCE ALONG THE NORTH BOUNDARY OF SAID LOT 252, N. 70 DEGREES 25'50" E. (N. 79 DEGREES 25'50" E. PLAT BEARING), A DISTANCE OF 15.00 FEET; THENCE ALONG A LINE OF 15.00' EAST OF AND PARALLEL TO THE AFORESAID WEST BOUNDARY OF SEBRING RIDGE SECTION ``A", S 17 DEGREES 47'13"E. (S. 19 DEGREES 34'10" E. PLAT BEARING), A DISTANCE OF 345.14 FEET TO A POINT ON THE NORTH RIGHT OF WAY OF VALERIE BOULEVARD; THENCE ALONG SAID NORTH RIGHT OF WAY LINE, WESTERLY, 15.00 FEET ALONG THE ARC OF A NON-TANGENT CURVE TO THE LEFT HAVING A RADIUS OF 786.89 FEET AND A CENTRAL ANGLE OF 01 DEGREES 05'32" (CHORD BEARING S. 70 DEGREES 58'35"W. (S. 70 DEGREES 58'35" W. PLAT BEARING), 15.00 FEET) TO THE POINT OF BEGINNING.

SITE ADDRESS: 3704 Valerie Bld and 6380 & 6400 U.S. 27 North, Sebring, FL

Persons interested may appear and be heard at the time and place specified above. Any person who might wish to appeal any decision made by the Board of County Commissioners of Highlands County, Florida, in public hearing or meeting is hereby advised that he will need a record of the proceedings, and for such purpose, he may need to ensure that a verbatim record of the proceedings is made which will include the testimony and evidence upon which such appeal is to be based.

The Board of County Commissioners of Highlands County, Florida, does not discriminate upon the basis of any individuals disability status. This non-discriminatory policy involves every aspect of the Board's functions, including one's access to, participation, employment or treatment in its programs or activities. ``Anyone requiring reasonable accommodation as provided for in the Americans with Disabilities Act or Section 286.26, Florida Statutes, should contact Pamela M. Rogers, ADA Coordinator at: 863-402-6509 (Voice), 863-402-6508 (TTY), or via Florida Relay Service 711, or email: progers@hcbcc.org. Requests for CART or interpreter services should be made at least 24 hours in advance of the meeting to permit coordiantion of the service."

BOARD OF COUNTY COMMISSIONERS
HIGHLANDS COUNTY, FLORIDA
Chairman
ATTEST: Robert W. Germaine, Clerk
Feb. 15, 22, 2019

PUBLIC NOTICE OF INTENTION TO APPLY TO THE BOARD OF COUNTY COMMISSIONERS TO VACATE AN EASEMENT

Notice is hereby given that the Board of County Commissioners of Highlands County, Florida, upon petition of Philip Barrett and Danielle Barrett, will on the 5th day of March, 2019, at 9:00 A.M., in the Board of County Commissioner's Meeting Room at 600 South Commerce Avenue, Sebring, Florida, consider and determine whether the county will vacate the easement described below and renounce and disclaim any rights of the County and the public in and to the easement and land in connection therewith. The easement is described as:

RETENTION EASEMENT. COMMENCE AT THE NE CORNER OF LOT 11, FAIRWAY LAKES PHASE 1, ACCORDING TO THE PLAT THEREOF AS RECORDED IN PLAT BOOK 16, PAGE 2 OF THE PUBLIC RECORDS OF HIGHLANDS COUNTY, FLORIDA, FOR THE POINT OF BEGINNING; THENCE S08 DEGREES 52'46"W A DISTANCE OF 25.00 FEET; THENCE ALONG A CURVE TO THE RIGHT, HAVING FOR ITS ELEMENTS A RADIUS OF 1366.46 FEET, CENTRAL ANGLE OF 6 DEGREES 31'15", CHORD OF 155.43 FEET, CHORD BEARING OF N77 DEGREES 51'37"W, ALONG AN ARC OF 155.52 FEET; THENCE N25 DEGREES 18'12"E, A DISTANCE OF 25.39 FEET; THENCE ALONG THE NORTH LINE OF LOTS 11 AND 12, BEING A CURVE TO THE LEFT, HAVING FOR ITS ELEMENTS A RADIUS OF 1341.46 FEET, CENTRL ANGLE OF 6 DEGREES 20'04", CHORD OF 148.23 FEET AND CHORD BEARING OF S77 DEGREES 57'12"E, ALONG AN ARC OF 148.31 FEET, RETURNING TO THE POINT OF BEGINNING.

SITE ADDRESS: 443 AND 451 Duane Palmer Blvd., Sebring, FL 33876

Persons interested may appear and be heard at the time and place specified above. Any person who might wish to appeal any decision made by the Board of County Commissioners of Highlands County, Florida, in public hearing or meeting is hereby advised that he will need a record of the proceedings, and for such purpose, he may need to ensure that a verbatim record of the proceedings is made which will include the testimony and evidence upon which such appeal is to be based.

The Board of County Commissioners of Highlands County, Florida, does not discriminate upon the basis of any individuals disability status. This non-discriminatory policy involves every aspect of the Board's functions, including one's access to, participation, employment or treatment in its programs or activities. ``Anyone requiring reasonable accommodation as provided for in the Americans with Disabilities Act or Section 286.26, Florida Statutes, should contact Pamela M. Rogers, ADA Coordinator at: 863-402-6509 (Voice), 863-402-6508 (TTY), or via Florida Relay Service 711, or email: progers@hcbcc.org. Requests for CART or interpreter services should be made at least 24 hours in advance of the meeting to permit coordiantion of the service."

BOARD OF COUNTY COMMISSIONERS
HIGHLANDS COUNTY, FLORIDA
Chairman
ATTEST: Robert W. Germaine, Clerk
Feb. 15, 22, 2019

NOTICE OF ACTION 16

IN THE CIRCUIT COURT OF THE TENTH JUDICIAL CIRCUIT IN AND FOR HIGHLANDS COUNTY, FLORIDA
GENERAL JURISDICTION DIVISION
Case No. **18000604GCAXMX**

DEUTSCHE BANK NATIONAL TRUST COMPANY, AS TRUSTEE FOR AMERIQUEST MORTGAGE SECURITIES INC., ASSET-BACKED PASS-THROUGH CERTIFICATES, SERIES 2005-R11
Plaintiff,
vs.
HERBERT D. HOOKS, II A/K/A HERBERT D. HOOKS A/K/A HERB HOOKS; MARYLOU K. HOOKS A/K/A MARYLOU HOOKS; RENERSON G. DEMIAR; TESSIE V. DEMIAR
Defendants.

NOTICE OF ACTION - CONSTRUCTIVE SERVICE

TO: **Renerson G. Demiar and Tessie V. Demiar**
Last Known Address: 908 Tara Dr., Burleson, TX 76028

YOU ARE HEREBY NOTIFIED that an action to foreclose a mortgage on the following property in Highlands County, Florida:

A PORTION OF TRACT 9, BLOCK 21 OF SEBRING RIDGE SUBDIVISION, SECTION G, ACCORDING TO THE PLAT THEREOF AS RECORDED IN PLAT BOOK 12, PAGE(2) 28, OF THE PUBLIC RECORDS OF HIGHLANDS COUNTY, FLORIDA, BEING MORE PARTICULARLY DESCRIBED AS FOLLOWS;

COMMENCE AT A POINT ON THE SOUTH RIGHT OF WAY LINE OF KAREN BOULEVARD WHERE SAID RIGHT OF WAY LINE IS INTERSECTED BY THE CENTER LINE OF THE FLORIDA POWER COMPANY EASEMENT;

THENCE RUN SOUTH 89 DEGREES 47'20" EAST ALONG SAID RIGHT OF WAY LINE A DISTANCE OF 756.35 FEET TO THE POINT OF BEGINNING; THENCE CONTINUE SOUTH 89 DEGREES 47'20" EAST ALONG SIAD RIGHT OF WAY LINE A DISTANCE OF 185.78 FEET INTERSECTING A CURVE TO THE LEFT, SAID CURVE HAVING A RADIUS OF 50.0 FEET AND A CENTRAL ANGLE OF 132 DEGREES 50'38";

THENCE RUN EASTERLY ALONG SAID CURVE FOR A DISTANCE OF 115.93 FEET;

THENCE RUN SOUTH 0 DEGREES 12'40" WEST, A DISTANCE OF 565.0 FEET TO THE CENTER LINE OF AFORESAID FLORIDA POWER COMPANY EASEMENT;

THENCE RUN NORTH 61 DEGREES 07'50" WEST ALONG SAID CENTER LINE A DISTANCE OF 708.16 FEET;

THENCE RUN NORTH 28 DEGREES 52'10" EAST, A DISTANCE OF 50.0 FEET;

THENCE RUN SOUTH 89 DEGREES 47'20" EAST, A DISTANCE OF 320.0 FEET;

THENCE RUN NORTH 0 DEGREES 12'40" EAST, A DISTANCE OF 181.50 FEET TO THE POINT OF BEGINNING.

ALSO DESCRIBED AS LOT 6, BLOCK 21 OF SUBDIVISION OF TRACT 9, BLOCK 21, SEBRING RIDGE SUBDIVISION, SECTION G, ACCORDING TO THE PLAT THEREOF AS RECORDED IN PLAT BOOK 13, PAGE(S) 6, OF THE PUBLIC RECORDS OF HIGHLANDS COUNTY, FLORIDA.

has been filed against you and you are required to serve a copy of your written defenses, if any, to it on David Echavarria, Esquire, Brock & Scott, PLLC, the Plaintiff's attorney, whose address is 2001 NW 64th St, Suite 130, Ft. Lauderdale, FL 33309, within thirty (30) days of the first date of publication on or before **March 20, 2019**, and file the original with the Clerk of this Court either before service on the Plaintiff's attorney or immediately thereafter; otherwise a default will be entered against you for the relief demanded in the complaint or petition.

DATED on **January 31, 2019.**
Robert Germaine
As Clerk of the Court
By: /s/ Cyndi S. Dassinger
As Deputy Clerk
File #17-F02891
FEb. 8, 15, 2019

IN THE CIRCUIT COURT OF THE TENTH JUDICIAL CIRCUIT IN AND FOR HIGHLANDS COUNTY, FLORIDA
GENERAL JURISDICTION DIVISION
CASE NO. **18000670GCAXMX**

NATIONSTAR MORTGAGE LLC D/B/A CHAMPION MORTGAGE COMPANY,
Plaintiff,
vs.
THE UNKNOWN HEIRS, BENEFICIARIES, DEVISEES, GRANTEES, ASSIGNEES, LIENORS, CREDITORS, TRUSTEES AND ALL OTHERS WHO MAY CLAIM AN INTEREST IN THE ESTATE OF LUCY B. HALL, DECEASED, et. al.
Defendant(s)

NOTICE OF ACTION - CONSTRUCTIVE SERVICE

TO: THE UNKNOWN HEIRS, BENEFICIARIES, DEVISEES, GRANTEES, ASSIGNEES, LIENORS, CREDITORS, TRUSTEES AND ALL OTHERS WHO MAY CLAIM AN INTEREST IN THE ESTATE OF LUCY B. HALL, DECEASED,

whose residence is unknown and all parties having or claiming to have any right, title or interest in the property described in the mortgage being foreclosed herein.

YOU ARE HEREBY NOTIFIED that an action to foreclose a mortgage on the following property:

LOT 16A, HIDDEN CREEK VILLAS, ACCORDING TO THE PLAT THEREOF, AS RECORDED IN PLAT BOOK 14, AT PAGE 49, OF THE PUBLIC RECORDS OF HIGHLANDS COUNTY, FLORIDA.

has been filed against you and you are required to serve a copy of your written defenses, if any, to it on counsel for Plaintiff, whose address is 6409 Congress Avenue, Suite 100, Boca Raton, Florida 33487 on or before **March 11, 2019** (30 days from Date of First Publication of this Notice) and file the original with the clerk of this court either before service on Plaintiff's attorney or immediately thereafter; otherwise a default will be entered against you for the relief demanded in the complaint or petition filed herein.

WITNESS my hand and the seal of this Court at Highlands County, Florida, this **22nd day of January, 2019.**
CLERK OF THE CIRCUIT COURT
BY: /s/ Cyndi Dassinger
DEPUTY CLERK
18-219232-ShF
Feb. 8, 15, 2019

NOTICE OF AUCTION 19

PUBLIC AUCTION: MARCH 4, 2019 AT: 9:00 AM LOCATION: AVON TOWING 1102 KERSEY ST. AVON PARK, FL 33825

YEAR	MAKE	VIN #
2005	MERCEDES	WDBRF84J05F662557

Feb. 15, 2019

For Towing & Storage
2004 NIss
3N1CB51D94L485899
On February 26, 2019
At Precision Auto Body
734 CR 621 E,
Lake Placid FL 33852
Feb 15, 2019

NOTICE OF PUBLIC SALE: REDLINE TOWING & RECOVERY INC. OF SEBRING gives Notice of Foreclosure of Lien and intent to sell this vehicle on 3/11/2019, 9:00am at 1312 State Road 64 W, Avon Park, FL 33825, pursuant to subsection 713.78 of the Florida Statutes. REDLINE TOWING & RECOVERY INC. reserves the right to accept or reject any and/or all bids.

2GCEC19T421235279
2002 CHEVY 1500 PICK-UP
Feb. 15, 2019

NOTICE TO CREDITORS 20

IN THE CIRCUIT COURT FOR HIGHLANDS COUNTY, FLORIDA
PROBATE DIVISION
File No. **2018-CP-000573**

IN RE: ESTATE OF
PETER DALE PANSIUS
Deceased.

NOTICE TO CREDITORS

The administration of the estate of **PETER DALE PANSIUS,** deceased, whose date of death was **October 2, 2017,** is pending in the Circuit Court for Highlands County, Florida, Probate Division, the address of which is 590 South Commerce Avenue, Sebring, FL 33870-3867. The names and addresses of the personal representative and the personal representative's attorney are set forth below.

All creditors of the decedent and other persons having claims or demands against decedent's estate, on whom a copy of this notice is required to be served, must file their claims with this court ON OR BEFORE THE LATER OF 3 MONTHS AFTER THE TIME OF THE FIRST PUBLICATION OF THIS NOTICE OR 30 DAYS AFTER THE DATE OF SERVICE OF A COPY OF THIS NOTICE ON THEM.

All other creditors of the decedent and other persons having claims or demands against decedent's estate must file their claims with this court WITHIN 3 MONTHS AFTER THE DATE OF THE FIRST PUBLICATION OF THIS NOTICE.

ALL CLAIMS NOT FILED WITHIN THE TIME PERIODS SET FORTH ABOVE AND PERIODS SET FORTH IN FLORIDA STATUTES SECTION 733.702 WILL BE FOREVER BARRED.

NOTWITHSTANDING THE TIME PERIOD SET FORTH ABOVE, ANY CLAIM FILED TWO (2) YEARS OR MORE AFTER THE DECEDENT'S DATE OF DEATH IS BARRED.

The date of first publication of this notice is: February 15, 2019.

ROBERT D. HINES, ESQ.
Personal Representative
1312 W. Fletcher Avenue, Suite B
Tampa, FL 33612

Robert D. Hines, Esq.
Attorney for Personal Representative
Florida Bar No. 0413550
Hines Norman Hines, P.L.
1312 W Fletcher Ave., Suite B
Tampa, FL 33612
Telephone: 813-265-0100
Email: rhines@hnh-law.com
Secondary Email: jrivera@hnh-law.com
Feb. 15, 22, 2019

IN THE CIRCUIT COURT
HIGHLANDS COUNTY, FLORIDA
PROBATE DIVISION
FILE NO. **PC 15-423**
Division Probate

IN RE: ESTATE OF
RICHARD HATCHER
Deceased.

NOTICE TO CREDITORS

The administration of the estate of **RICHARD HATCHER,** deceased, whose date of death was **August 10, 2015,** and whose social security number are xxx-xx-0922 is pending in the Circuit Court for Highlands County, Florida, Probate Division, the address of which is 430 S. Commerce Avenue, Sebring, Florida 33870. The names and addresses of the personal representative and the personal representative's attorney are set forth below.

All creditors of the decedent and other persons having claims or demands against decedent's estate on whom a copy of this notice is required to be served must file their claims with this court ON OR BEFORE THE LATER OF 3 MONTHS AFTER THE TIME OF THE FIRST PUBLICATION OF THIS NOTICE OR 30 DAYS AFTER THE DATE OF SERVICE OF A COPY OF THIS NOTICE ON THEM.

All other creditors of the decedent and other persons having claims or demands against decedent's estate must file their claims with this court WITHIN 3 MONTHS AFTER THE DATE OF THE FIRST PUBLICATION OF THIS NOTICE.

ALL CLAIMS NOT FILED WITHIN THE TIME PERIODS SET FORTH IN FLORIDA STATUTES 733.702 WILL BE FOREVER BARRED.

NOTWITHSTANDING THE TIME PERIODS SET FORTH ABOVE, ANY CLAIM FILED TWO (2) YEARS OR MORE AFTER THE DECEDENT'S DATE OF DEATH IS BARRED.

The date of first publication of this Notice is February 15, 2019.

Personal Representative:
/s/ **Louis Wells**
LOUIS WELLS
155 Hatcher Avenue
Avon Park, FL 33825

Attorney for Personal Representative:
/s/ **David F. Lanier**
David F. Lanier
Florida Bar No. 045399
Attorney at Law
P.O. Box 400
Avon Park, Florida 33826-0400
Feb. 15, 22, 2019

IN THE CIRCUIT COURT
FOR HIGHLANDS COUNTY, FLORIDA
PROBATE DIVISION
FILE NO. **PC 19-45**
Division PROBATE

IN RE: ESTATE OF
JAMES HAL KEMP II
Deceased.

NOTICE TO CREDITORS

The administration of the estate of **JAMES HAL KEMP II,** deceased, whose date of death was **January 4, 2019**, is pending in the Circuit Court for Highlands County, Florida, Probate Division, the address of which is 430 S. Commerce Avenue, Sebring, Florida 33870. The names and addresses of the personal representative and the personal representative's attorney are set forth below.

All creditors of the decedent and other persons having claims or demands against decedent's estate on whom a copy of this notice is required to be served must file their claims with this court ON OR BEFORE THE LATER OF 3 MONTHS AFTER THE TIME OF THE FIRST PUBLICATION OF THIS NOTICE OR 30 DAYS AFTER THE DATE OF SERVICE OF A COPY OF THIS NOTICE ON THEM.

All other creditors of the decedent and other persons having claims or demands against decedent's estate must file their claims with this court WITHIN 3 MONTHS AFTER THE DATE OF THE FIRST PUBLICATION OF THIS NOTICE.

ALL CLAIMS NOT FILED WITHIN THE TIME PERIODS SET FORTH IN FLORIDA STATUTES 733.702 WILL BE FOREVER BARRED.

NOTWITHSTANDING THE TIME PERIODS SET FORTH ABOVE, ANY CLAIM FILED TWO (2) YEARS OR MORE AFTER THE DECEDENT'S DATE OF DEATH IS BARRED.

The date of first publication of this Notice is **February 15, 2019.**

Personal Representative:
Anne Roberts
2749 Pinewood Blvd.
Sebring, Florida 33870

Attorney for Personal Representative:
JOHN K. MCCLURE
Attorney
Florida Bar Number: 286958
211 S. Ridgewood Drive
Sebring, Florida 33870
Telephone: (863) 402-1888
Fax: (863) 402-2436
E-Mail: jkmpleadings@mllaw.net
Secondary E-Mail: johnmc@mllaw.net
Feb. 15, 22, 2019

IN THE CIRCUIT COURT OF THE TENTH JUDICIAL CIRCUIT
HIGHLANDS COUNTY, FLORIDA
PROBATE DIVISION
FILE NO. **PC 19-54**

IN RE: ESTATE OF
MARVIN JAMES CROW,
Deceased.

NOTICE TO CREDITORS

TO ALL PERSONS HAVING CLAIMS OR DEMANDS AGAINST THE ABOVE ESTATE:

You are hereby notified that an Order Admitting Transcipt to Record and an Order of Summary Administration has been entered in the estate of **MARVIN JAMES CROW,** deceased, File Number **PC 19-54,** by the Circuit Court for Highlands County, Florida, Probate Division, the address of which is 590 S. Commerce, Sebring, Florida 33870, and that the total cash value of the estate is **$48,986.50,** and the name and address of those to whom it has been assigned by such order are:

NAME & ADDRESS
KIMBERLY ANNE CROW MACLACHLAN
8375 Defore Drive
RR #2
Grand Bend, ON N0M 1T0
CHERYL LYNN CROW WHITE
9931 Prince Phillip Road
R #1
Thedford, ON N0M2N0

ALL INTERESTED PERSONS ARE NOTIFIED THAT:

All creditors of the decedent and other persons having claims or demands against decedent's estate on whom a copy of this notice is served within three months after the date of the first publication of this notice must file their claims with this Court WITHIN THE LATER OF THREE MONTHS AFTER THE DATE OF THE FIRST PUBLICATION OF THIS NOTICE OR THIRTY DAYS AFTER THE DATE OF SERVICE OF A COPY OF THIS NOTICE ON THEM.

All other creditors of the decedent and persons having claims or demands against the estateof the decedent must file their claim with this Court WITHIN THREE MONTHS AFTER THE DATE OF THE FIRST PUBLICATION OF THIS NOTICE.

ALL CLAIMS AND DEMANDS NOT SO FILED WILL BE FOREVER BARRED.

The date of the first publication of this Notice is **February 15, 2019.**

Co-Personal Representatives:
KIMBERLY ANNE CROW MACLACHLAN
8375 Defore Drive, RR #2
Grand Bend, ON N0M 1T0
CHERYL LYNN CROW WHITE
9931 Prince Phillip Road, R #1
Thedford, ON N0M2N0
/s/ Kimberly Maclachlan
/s/ Cheryl White

Attorneys for Personal Representative:
ABLES, CRAIG & LECONEY
551 South Commerce Avenue
Sebring, Florida 33870
Telephone: (863) 385-0112
Fax: (863) 385-1284
Email:service@heartlandfloridalaw.com
By: /s/ Brandon S. Craig
BRANDON S. CRAIG
Florida Bar No.: 0085800
Feb. 15, 22, 2019

NOTICE OF FORECLOSURE 22

IN THE CIRCUIT COURT OF THE TENTH JUDICIAL CIRCUIT OF FLORIDA IN AND FOR HIGHLANDS COUNTY
GENERAL JURISDICTION DIVISION
CASE NO. 16000561GCAXMX

LAKEVIEW LOAN SERVICING, LLC,
Plaintiff,
vs.
STEVEN GILBERT AND DONNA GILBERT A/K/A DONNA MARIE GILBERT A/K/A DONNA MARIE SCHWAB, et al.
Defendant(s).

NOTICE OF FORECLOSURE SALE

NOTICE IS HEREBY GIVEN pursuant to a Final Judgment of Foreclosure dated **March 22, 2017,** and entered in Case No. **16000561GCAXMX** of the Circuit Court of the TENTH Judicial Circuit in and for Highlands County, Florida, wherein **LAKEVIEW LOAN SERVICING, LLC** is the Plaintiff and **STEVEN GILBERT; DONNA GILBERT A/K/A DONNA MARIE GILBERT A/K/A DONNA MARIE SCHWAB; SPRING LAKE PROPERTY ASSOCIATION, INC.** are the Defendant(s). Robert Germaine as Clerk of the Circuit Court will sell to the highest and best bidder for cash, the Jury Assembly Room 430 S. Commerce Ave., Sebring, FL 33870, at 11:00 AM on **February 28, 2019**, the following described property as set forth in said Final Judgment, to wit:

LOT 31, BLOCK Q, OF SPRING LAKE VILLAGE III, ACCORDING TO THE PLAT THEREOF, AS RECORDED IN PLAT BOOK 9, PAGE 54, OF THE PUBLIC RECORDS OF HIGHLANDS COUNTY, FLORIDA.

Property Address: 7924 GRANADA ROAD, SEBRING, FL 33876

Any person claiming an interest in the surplus from the sale, if any, other than the property owner as of the date of the lis pendens must file a claim within 60 days after the sale.

Dated this **7th day of January, 2019.**

Robert Germaine
As Clerk of the Court
By: /s/ Chrystal K. Williams
As Deputy Clerk

IMPORTANT

AMERICANS WITH DISABILITIES ACT. If you are a person with a disability who needs assistance in order to participate in a program or service of the State Courts System, you should contact the Office of the Court Administrator at (863)534-4686 (voice), (863)534-7777 (TDD) or (800)955-8770 (Florida Relay Service), as much in advance of your court appearance or visit to the courthouse as possible. Please be prepared to explain your functional limitations and suggest an auxiliary aid or service that you believe will enable you to effectively participate in the court program or service.

16-220855-BrS
February 8, 15, 2019

NOTICE OF SALE 30

IN THE CIRCUIT COURT OF THE TENTH JUDICIAL CIRCUIT OF THE STATE OF FLORIDA, IN AND FOR HIGHLANDS COUNTY
CIVIL DIVISION
Case No.: **2018-CA-000110**

U.S. BANK, N.A., AS TRUSTEE SUCCESSOR IN INTEREST TO WACHOVIA BANK, NATIONAL ASSOCATIION, AS TRUSTEE, SUCCESSOR BY MERGER TO FIRST UNION NATIONAL BANK AS TRUSTEE, FOR MID-STATE TRUST VIII,
Plaintiff,
vs.
EDGAR L. SILLS JR., et al
Defendants.

NOTICE OF SALE

Notice is hereby given that, pur-

NOTICE OF SALE 30

suant to a Final Judgment of Foreclosure entered in the above-styled cause, in the Circuit Court of Highlands County, Florida, the Clerk of the Circuit Court will sell the property situate in Highlands County, Florida, described as:

LOTS 12 AND 13, BLOCK 153, SEBRING HIGHLANDS, ACCORDING TO THE PLAT THEREOF RECORDED AT PLAT BOOK 1, PAGE 97, IN THE PUBLIC RECORDS OF HIGHLANDS COUNTY, FLORIDA.

at public sale, to the highest and best bidder, for cash, at the Courthouse, in Highlands County in Jury Assembly Room, Courthouse basement 430 South Commerce Ave, Sebring, Florida 33870 at 11:00 a.m. on **March 07, 2019.**

ANY PERSON CLAIMING AN INTEREST IN THE SURPLUS FROM THE SALE, IF ANY, OTHER THAN THE PROPERTY OWNER AS OF THE DATE OF THE LIS PENDENS MUST FILE A CLAIM WITHIN 60 DAYS AFTER THE SALE IN ACCORDANCE WITH SECTION 45.031(1)(a), FLORIDA STATUTES.

DATED this 16th day of January, 2019.

Robert W. Germaine
Clerk of Circuit Cout
By: /s/ Chrystal K. Williams
Deputy Clerk

If you are a person with a disability who needs any accommodation in order to participate in this proceeding, you are entitled, at no cost to you, to the provision of certain assistance. Please contact the Office of the Court Administrator, 255 N. Broadway Avenue, Bartow, Florida 33830, (863) 534-4686, at least 7 days before your scheduled court appearance, or immediately upon receiving this notification if the time before the scheduled appearance is less than 7 days; if you are hearing or voice impaired call 711.

NOTE: THIS COMMUNICATION, FROM A DEBT COLLECTOR, IS AN ATTEMPT TO COLLECT A DEBT AND ANY INFORMATION OBTAINED WILL BE USED FOR THAT PURPOSE.

Feb. 15, 22, 2019

You Save Big Bucks Shopping Classifieds!

NOTICE OF PUBLIC SALE

True Transmission, LLC gives notice & intent to sell for nonpayment of labor, service & storage fees the following vehicle on 3/4/19 at 8:30AM at 200 W Main St., Avon Park, FL 33825. Parties claiming interest have rights to a hearing prior to sale with Clerk of Court. Owner has rights to recover possession of vehicle w/out judicial proceedings as pursuant to FL Statute 559.917. Any proceeds recovered from sale over the amount of lien will be deposited w/ Clerk of the Court for disposition upon court order. Said Company reserves the right to accept or reject any & all bids. 05 LINC VIN# 1LNHM81W95Y666352.

February 15, 2019

1000

REAL ESTATE

"We Are Pledged To The Letter And Spirit of U.S. Policy For The Achievement Of Equal Housing Opportunity Throughout The Nation. We Encourage And Support An Affirmative Advertising And Marketing Program In Which there Are No Barriers To Obtaining Housing Because of Race, Color, Religion, Sec, Handicap, Familial Status Or National Origin."

OPEN HOUSE 1010

Noon-2pm Sun. Feb. 17
211 Beauregard St., Tropical Harbor, Lake Placid. 2/1, FR +screen rm, furnished plus all appliances. $3,000 obo. 4119 occupancy. Park rental $572. **863-699-0971**

HOMES FOR SALE 1020

Lake Placid~2/2/dble boat lift on canal, Lake June. **Available Soon!! 863-633-9540** (leave mssg)

1 person doing the job of a Team Closed Over *$8,500,000 in 2018*

Jeanny Campbell
863-381-1848
Call Jeanny Today to Get it SOLD!
RE/MAX Realty Plus

HOMES FOR SALE AVON PARK 1025

3/1 on Lake Olivia~ New windows & AC, renovated, move-in ready! $119,900. **863-594-9196**

HOMES FOR SALE SEBRING 1026

By owner 2/2 fully furn., move in! Nice Fla room, lovely backyard. 409 Spring Lake Blvd $135,500, 502-395-0989.

CONDOS/VILLAS FOR SALE 1040

COVERED BRIDGE~ 2b/1.5 CBS, garage, FL rm, W/D, new roof! 55+ park, pool, clubhouse across st. cable & lawn $85/mo. $110K. By Owner! **334-355-0332 OPEN HOUSE**

MOBILE HOMES FOR SALE 1090

2/1 on Lake Istokpoga, Mallard MHP, 134 Shrimp Ave., US 98, Lorida. Boat dock, 12x12 shed, W/D, covered lg deck, fully furn, $13,500. Inquire at park office to see. 269-369-8024.

44' single wide w/FL room, carport, beezeway, laundry & storage sheds, new boat dock on Lake Istokpoga canal. Walk-in shower, 1 1/2 baths, sleeps 6. Lot rent $250/mo. 27 Crepe Myrtle St., Lake Placid. $35,000. 765-720-6260.

Crystal Lake Club Avon Park~dblwide 2br/2ba + 12' x 25' family rm + shed + golf cart ,electric beds & furn. New roof 2017, new Carrier heat pump 2015, executive golf course, **Call 574-848-9025 for appt**.

Doublewide mobile 2/2, own the land, Sebring Falls 55+, attached workshop, heat pump, $62,500, 519-702-9910.

Selling Mobile Homes~ $500 in 55+park on Dinner Lake; RV Spaces for rent also. **863-273-2874**

Dblwide Hammock Estates 2/2 All Remod. & Fully Furn! Includes lot! No Pets $69,500. 260-402-1287

Sebring~ 3/2 doublewide without land, (absolutely **no** lot rent!) furnished & new roof. $28,500. **863-402-8238**

Sebring~1/1 in 55+ park. Updated kit, new windows, extremely clean & move in ready! Fully furnished. 260-417-6242

Sebring~1bd screened porch storage shed, next to lake, great for fisherman! $7,000; 18' pontoon, 30hp motor, $1,000. **717-624-2052**

MANUFACTURED HOMES FOR SALE 1095

Lake Bonnet Village~ Desirable Avon Park 55+, Resident Owned Co-Op includes heated pools, club house, fishing lake & many activities. 2 BR, 1.5 B, LR, DR, K, L, Art Room, Screened Porch, 1352 sq ft. Must Sell to Settle Estate. $51,900. Includes Share. **For Sale By Owner.** Fred Liddle, **407-375-4992** or email **fred.liddle@yahoo.com**

Tanglewood 55+~ 3/2 beautiful turn key! Completely furn. Lg lanai. Pool & clubhouse available $45,900. **309-264-9595**

WANTED TO BUY 1120

Lake Placid CASH for Your Home! Rapid Closing; Any Condition. Must have sufficient equity. Ken **863-441-2689**

CASH
For Your Home
ALL AREAS
863-414-3069
M Cheeley PA

HOMES FOR RENT 1210

3/2/2 house $1100 mo.; **2/2 apartment** $750 mo.; both 1st, last & security. Both in Sebring. 863-257-7775

HOMES FOR RENT 1210

Apartments & Houses for Rent in Highlands County Starting at $450
Pet Friendly!
Call Mike 863-243-9191
www.Mylakeplacid.com

Nostalgic 1920 Home
2/2 w/pool, clean & spacious; close to downtown $1,350 mo. incl water **863-835-0004**

CONDOS/VILLAS FOR RENT 1240

Sebring Condo for Rent
2 bd overlooking golf course.
Call 863-414-0030

DUPLEXES FOR RENT 1300

Sebring Luxury Duplex
3/2, fridge w/ice & water disp on door, dishwasher, stove & microwave; inside pantry & laundry rm, nicely landscaped, sm. pets ok. $975/mo includes lawncare + $975 sec dep. 31300 Fernway St.
863-446-7274

Sebring~Sun n Lakes 2/2/1 Clean, inside laundry, low electric, lawn care incl. **Pets OK** $880/mo. Pics at MJAHoldings.com. **863-446-0461**

APARTMENTS FOR RENT 1320

1bd apt AVAIL FEB 1~incl water, sewer & garbage. No dogs. $450/mo + 1st, last & sec. **800-743-2301**

The Villas & Briarwood of Sebring
Accepting Applications for 1&2 BR Apts

Families & 62 years of age or older, handicap/disabled, regardless of age

Rental Office Located at:
1335 Spinks Lane
Sebring, FL 33870
863-385-7740
TDD 711

This Institution is an Equal Opportunity Provider

EQUAL HOUSING OPPORTUNITY

PUT CLASSIFIEDS TO WORK FOR YOU!

FIND A JOB! BUY A HOME! BUY A CAR!

Brae Locke Villa's
4071 Thunderbird Rd., Sebring
863-382-6216
TDD #1-800-955-8771

1BR basic rent: $615
2BR basic rent: $647

We accept Section 8 Housing. Rental assistance may be available for those who qualify. This institution is an equal opportunity provider and employer.

EQUAL HOUSING OPPORTUNITY

Sebring~ New Completely Remodeled lrg 1bd & 2 bd: New kit cabinets, appliances, ceramic tile. Starting at $600/mo Month to month or 1yr lease **863-588-0303**

HERON'S LANDING
1 Heron's Landing Ln.
Lake Placid, FL 33852

Accepting Applications
62 years of age or older, handicapped/disabled, regardless of age, with or without children.

1 Bedroom starts at $436
2 Bedroom starts at $515

Office Hours Monday-Friday, 8am-Noon
863-699-2899
TDD# 1-800-955-8771
This institution is an Equal Opportunity Provider and Employer

EQUAL HOUSING OPPORTUNITY

Sebring Lake Front Condos & Houses New kitchens; 1br starting at $575; 2 br starting at $700: 1yr lease, NO PETS. **863-382-2221**

APARTMENTS FOR RENT 1320

Martin Luther King Apts.
1848 Jones Dr., Sebring
863-382-1467
TDD #1-800-955-8771

1BR basic rent: $529
2BR basic rent: $564
3BR basic rent: $609
4BR basic rent: $644

We accept Section 8 Housing. Rental assistance may be available for those who qualify. This institution is an equal opportunity provider and employer.

EQUAL HOUSING OPPORTUNITY

UNFURNISHED APARTMENTS 1324

Placid Arms Apartments
108 Arron Drive,
Lake Placid, FL 33852
863-465-6676
TDD 711
8 am – Noon, M – F
Now accepting applications for 1-2-3- BR Apartments. Central heat and air, appliances, on-site laundry, outside storage closet & playground.
Rents Start at:
1 BR - $585
2 BR - $639
3 BR - $692

This institution is an Equal Opportunity Provider and Employer

EQUAL HOUSING OPPORTUNITY

MOBILE HOMES FOR RENT 1340

Lake Istokpoga~2/ in adult park, **with boat dock slip!** $625. Large Lanai!! **863-214-7369**

COMMERCIAL RENTAL 1392

Liberty Star Plaza
Sebring *Liberty Star Plaza* 3000-18,000 sqft; Built out. US 27 Near SR 66. **Great Medical, School, Real Estate space! 863-471-0663**

LOTS & ACREAGE 1500

Lake Okeechobee Lot on Canal w/seawall & dock! 110x78, Zoned for permanent structure, No RV's. Existing slab, electric & water. 2827 SE 37th Ave., Okeechobee. **DRASTICALLY REDUCED! Only $22k. 269-506-6510 or 269-476-2188**

SE of Gainsville~8 ac lakefront, high & dry, on 854 ac George's Lake. $215k. **239-693-7270**

Highlands Park Estates, Lake Placid~ lot 1206 Van Buren St. Price, county assessed value, must sell! **863-243-9729**

2000

EMPLOYMENT

HELP WANTED 2001

Genpak

Genpak LLC, a leading manufacturer of disposable foodservice packaging, is seeking to fill the following positions in our Sebring plant.

★ **Packers**
★ **Quality Inspectors**
★ **Electrician**
★ **Maintenance Mechanic**
★ **Parts Administrative Asst.**

We offer a highly competitive compensation package, insurance & retirement benefits. **Apply in Person** at 116 Shicane Dr., Sebring, FL 33870 & bring your resume. GenPak is an Equal Oportunity Employer.

HELP WANTED 2001

★ **Building Inspector** ★

Hardee County BOCC
Building & Code Enforcement Department
$51,946.68 - $71,609.08
Applicants should have considerable knowledge of building trade. Ability to detect & correct faulty construction. Ability to prepare & submit reports & maintain accurate records. Must have a HS Diploma or equivalent G.E.D. Must be eligible to apply for a provisional license with signed documentation per FL Statute 468. Must be able to pass & receive 1 & 2 Building Inspectors license within one year. A valid Fl Driver's License with a good driving record.
Complete job description and Applications posted at www.hardeecounty.net
Submit apps. to HR Dept. at 205 Hanchey Rd., Wauchula, FL 33873. 863-773-2161. Position is open until filled

CPA Tax Accountant
For immediate hire. Wanted CPA or CPA candidate. Req'd 5 yr exp in income tax and QuickBooks, BA in acctg. If not CPA, must be eligible for cert. DFWP. Send res. & ref. to **info@cromancpa.com** or Fax 863-314-9906.

Wanted Part-Time CDL Class-A Driver~ Sebring based trucking company is looking for Drivers. Home nightly. 3+yrs experience preferred. Must be at least 25 yrs old & able to lift 60 lbs. Be able to pass a DOT physical & drug screen. **Apply in person** 11a-3p M-F at 151 Deer Trail East, Sebring.

EQUIPMENT OPERATOR for grove equip. Clean Florida Driver License required. Pay based on experience. Drug - free workplace. Apply in person 8am – 11am & 1pm - 4pm Monday– Friday @ 109 Arron Dr., Lake Placid, FL 863-465-2821 or office@lpclp.com

Oaks at Avon
Readers Choice Award Facility

NOW HIRING: Maintenance Director

The Maintenance Director is responsible for the overall maintenance of the facility. Ensures the facility, equipment and utilities are maintained in good working order and facility grounds are properly maintained in accordance with facility policies and State and Federal regulations
Apply at 1010 US Hwy 27 N., Avon Park or fax resume to Tammy Padilla at 863-453-5308

Oaks at Avon
A NOT FOR PROFIT FACILITY

PT Office Help Needed~ American Legion Post 25, Lake Placid. Works closely with Commander; answers phone & questions; displays patience, maintains files, both hard copy & electronic; various office duties as assigned; such as letters, flyers, spreadsheets etc.; maintains email account(s) and calendar of events; MUST have attention to detail & display accuracy; bookkeeping skills, computer skills; great communication skills written & oral; pleasant demeanor & helpful attitude. Applicants **must** call between 10am-1pm at 863-465-0975. Bring resume to appointment.

BIOLOGY AND CHEMISTRY INSTRUCTORS (FT)
Application review begins (both positions) on 4/7/19.
For details and to apply visit http://sfsc.interviewexchange.com
863-784-7132. EA/EO.

SOUTH FLORIDA State College

FIND YOUR BEST FRIEND IN THE CLASSIFIEDS!

FT Truck Driver~Avon Park HS Diploma or GED; 1 yr verifiable experience & CDL "A" current DOT certificate required. $18/hr Must pass background check. **Call 800-929-2715** ask for Mike Solis or Rob Dague

Senior gentleman needs live-in caregiver/housekeeper. Room, board + $800/mo, private quarters. Golf Hammock area. **863-382-0555**

Detail/Lot Person Wanted Exp. helpful, will train. Must work Saturdays, have clean driver's license & pass drug test. Excellent place to work! Apply in person: Warren's Auto Sales, 811 US Hwy 27 S., Avon Park. **No calls please.**

HELP WANTED 2001

wellpath
RECOVERY SOLUTIONS

CUSTODY TECHNICIAN (CT)
Wellpath/ FCCC

NEW RATES! This position assists C/O's in maintaining custody, safety of residents. Assist with other duties. Benefits, 401k, career opportunity. High school diploma or equivalent required. 1 yr. direct care experience in a forensic, correctional, mental health or hospital setting preferred
https://wellpathcareers.com/
13619 SE Hwy 70, Arcadia

NEED CASH?

wellpath
RECOVERY SOLUTIONS

MAINTENANCE TECH.
(PROFESSIONAL HANDYMAN)
Wellpath/ FCCC

Maintenance service & repairs of plumbing, carpentry, painting, plastering, machine servicing & electrical servicing.
High school diploma or equivalent required. 1 yr. of general maintenance. EPA cert. for refrigerants or HVAC training preferred.
https://wellpathcareers.com/
13619 SE Hwy 70, Arcadia

wellpath
RECOVERY SOLUTIONS

THERAPEUTIC SECURITY TECHNICIAN (TST)
Wellpath/ FCCC

NEW RATES! Front-line support to Residents In living units by continuously monitoring residents & unit activities. Benefits, 401k, promotional opportunity.
High school diploma or equivalent required. 1 yr. direct care experience in a forensic, correctional, mental health or hospital setting preferred.
https://wellpathcareers.com/
13619 SE Hwy 70, Arcadia

2000

EMPLOYMENT

CLERICAL/OFFICE 2020

KISS 107.5 WFHT FM
1390 AM STEREO

PT Administrative Secretary

A skilled clerical & technical position responsible for providing office support functions related to the Radio Stations activities, including receiving calls from listeners, issuing related winning tickets, coupons, etc; and maintaining administrative control mechanisms.

★ **Requirements:**
Must have ability to operate office equipment, use word processing and spreadsheet programs, Windows software, ability to interact effectively with the public & co-workers. High School Diploma or G.E.D. equivalent; 2-3 years of clerical experience, preferably in an automated and computer interactive environment. Valid FL Driver's License.
Apply in Person after 2pm at Kiss 107.5, 801 US Hwy 27 S Suite 5, Sebring.

MEDICAL 2030

SUNCOAST MENTAL HEALTH CENTER

Mental Health Therapist

★ Okeechobee, full-time, Fee-for-Service.
★ Differential pay for bilingual applicants.
★ Education: Master's degree in Behavioral Science or related field. Preference given to LMHC, LMFT, or LCSW, licensed by State of Florida.

To Apply: Email ccordeiro@smhcinc.org or fax 772-466-5578

Now hiring a Certified Dental Assistant~Please bring your resume to Heartland Oral & Maxillofacial Surgery @ 5601 US Hwy 27 N., Sebring. **Must be reliable.**

MEDICAL 2030

Oaks at Avon
Readers Choice Award Facility
HIRING RNs
★ New Wages ★
Full-Time & Part-Time Positions
Flexible Shifts Available
Career Advancement Opportunities
All Eligible Applicants will be Interviewed Directly.
Apply at 1010 US Hwy 27 N., Avon Park or fax resume to Tammy Padilla at 863-453-5308
Oaks at Avon
A NOT FOR PROFIT FACILITY

OAKS AT AVON
Readers Choice Award Facility
◆ HIRING CNAs ◆
Full/Part-Time, all shifts
~ New Wages!!
~ Benefits for FT!!
Apply at 1010 Hwy 27N Avon Park or fax resume to Tammy Padilla at 863-453-5308
Oaks at Avon
A NOT FOR PROFIT FACILITY

Oaks at Avon
Readers Choice Award Facility
★ HIRING LPNs ★
Full-Time & Part-Time
Career Advancement Opportunities
Highly Competitve Salaries
All Eligible Applicants will be Interviewed Directly
Apply at 1010 US Hwy 27 N., Avon Park or fax resume to Tammy Padilla at 863-453-5308
Oaks at Avon
A NOT FOR PROFIT FACILITY

Looking for Adventure? Find it in the Classifieds

THE PALMS OF SEBRING
RN/LPN–Long Term Care
★ Sign On Bonus ★
CNA–Long Term Care
★ Sign On Bonus ★
NA–Assisted Living
★ Rewarding Work Environment
★ Competitive Compensation and Benefits!
Join Our Team. Voted Best in Highlands County!
Apply:
at www.palmsofsebring.com
Email resume to:
mbruns@palmsofsebring.com
or In Person at: 725 S. Pine St., Sebring, FL 33872.

centurion.
RN & LPN Opportunities!
Centurion is seeking FT, PT & PRN RNs & LPNs for a variety of day and night shifts at our Avon Park, FL location with the FL Dept. of Corrections. We offer competitive pay, great benefits, generous paid time off, & advancement opportunities.
Apply online at:
centurionjobs.com or call Tiffany at 352-289-6074 for more info.
Email Resume to:
tiffany@teamcenturion.com

FT Tech needed for fast-paced Ambulatory Surgery Center. Must be motivated to learn & available to work flexible hrs. Willing to train. Fax Resume: 863-471-6834 or Email Resume: cindy_king@secadmin.comcastbiz.net

RESTAURANT/ HOTEL 2040

Sandwich Makers Wanted!!
Downtown Deli is Now Hiring. Wage based on exp. **Apply in person** Wed-Sat 9-11a or 2-4p. Call 863-471-3532 for directions only. 231 S. Ridgewood Dr., Sebring

RESTAURANT/ HOTEL 2040

The Sandhill Grill in Avon Park is seeking qualified **Servers and Bartenders** to join our opening team. The right person will be passionate about food & service & thoroughly enjoy creating excellent experiences for our guests. The ideal candidate will have a friendly, outgoing personality and at least 2 years of previous service experience in a bustling, sit down restaurant setting.
Responsibilities/Skills:
(include but not limited to)
Greeting customers; taking food & beverage orders and serving them in a timely manner; memorize our food and beverage menu; promptly address food/service issues & refer to manager if necessary; provide attentive service to every customer; ability to lift 25lbs unassisted; excellent written & verbal skills; knowledge of food service regulations a plus. **Apply in person** Monday-Friday between 2-4. 2250 Little Lake Bonnet Rd., Avon Park.

GET RESULTS USE CLASSIFIED!

SKILLED TRADES 2050

Auto Body Tech or Combo Tech needed~ Must be experienced. For appointment call **863-382-7551**

CHILD/ADULT CARE NEEDED 2090

CAREGIVER NEEDED IMMEDIATELY
Flex hrs. Call for appointment: 863-414-0030

GENERAL 2100

Nursery Workers Needed
For Ornamental Plant Nursery. Apply: Peace River Growers, Inc., 3521 N. Nursery Rd., Zolfo Springs, FL 33890. EOE

PART TIME/ TEMPORARY 2110

Lakeshore Mall Hiring Security Officers
Part-Time Security Officers with Security Class D License
Apply at the Mall Office: 901 US Hwy 27 N., Suite 68, Sebring, FL

3000

NOTICES

ANNOUNCEMENTS 3010



Do You Need More Business?
Reach out to all of Highlands County with 2 publications plus 2 websites to Advertise Your Business!!
Let customers Find You by advertising your business on the Business & Services Page!
Mention this ad and Call Today !! 863-658-0307
HIGHLANDS NEWS-SUN
YOUR HOMETOWN NEWSPAPER SINCE 1919
HIGHLANDS SUN

THINGS TO DO 3030

Sebring Hills Bingo
Games-Thursdays 6-9pm
Snack bar Opens: 4pm
200 Lark Ave. 863-382-1554

6000

MERCHANDISE

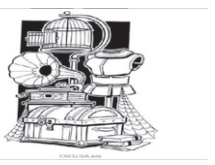

HIGHLANDS HOT DEALS!
Do you have stuff to sell at $500 or less? Advertise your merchandise now in the Classified Section!
$3 for 3 Lines
$4 for 4 Lines
$5 for 5 Lines
Call
863-385-6155 or 863-658-0307
HIGHLANDS NEWS-SUN
YOUR HOMETOWN NEWSPAPER SINCE 1919

GARAGE SALES 6014

ANNUAL COMMUNITY SALE

ESTATES OF SEBRING PARK
20 HOMES Sale! Fri-Sat Feb. 15 & 16 8a-4p. Furniture, household, tools, fishing, crafts & **MUCH MORE**! Go East on Hwy 98 from US 27 approx. 9 miles

Lake Placid Covered Bridge Annual Fair
Sat. Feb. 16, 8-2pm
Bake Sale, Food, Clothes, Bikes, Tools, Plants, Linens, Jewelry, Furn., Small Appl., Books. Drawings for Cash, Gift Baskets & much more! Hwy 27 to Lake Francis Rd. Gate on Peachtree Rd. will be open.

Avon Park - Friday, Feb. 15, 8a-3p, 3011 Holiday Beach Dr. Tools, power equip, household items, furniture, misc.

Avon Park Adelaide Shores RV Resort Annual Sale~Sat Feb 16, 8-11 at Clubhouse. Garage, craft, bake sale. 2881 US 27 N.

Avon Park Moving Sale~8a-2:30p **Fri & Sat** at 216 S. Hart Ave. Household, yard tools, lawn furn & much more.

HTD ESTATE SALE
1613 WILLOW RUN
SEBRING
(OFF THUNDERBIRD)
Thurs. 8-Sundown,
Fri. & Sat. 8-3
LeCreuset casserole dishes, Corning & Wilton. Small appliances, vacuums, Lenox, jewelry 14K gold & S.silver, costume; Fendi watch, adult & kids golf clubs, kids drum set, beach chairs, framed art work, Barbies, rocker, antique side table, rattan tea table, Casio piano, shoes size 8, 5 piece bedroom set, twin beds, night stand, home decor, ladies clothes, silk flowers, luggage, desk, lamps. **Go to Estatesale.com or like us on Facebook to see pictures. Questions, call Bill at 863-414-0342.**

Sebring Huge Sale~ Thurs-Sat 1601 Corvair Ave. Tools, office supplies, antiques, cast iron cookware & **too much to list!**

Lake Placid~8a-? **Fri & Sat** at 9 & 23 Tall Oaks Trail. Ladie's clothes, jewelry, antiques, home decor, tools & misc.

Lake Placid~ 8a-3p **Thurs-Sat** at 1513 Winter Rd. (Sylvan Shores) Tools, antiques, glassware, washer machine, drop leat table, 36" storm door.

Lake Placid~8a-3p **Sat** Only at 10 Cloverleaf Bypass Rd. Tools, yard equip, kit & household, clothes, something for everyone

Sebring - Feb. 15-16, 2632 Bayview St. Something for everyone. Brand new bowling ball (never drilled out), household items, Betty Boop items, clothes, picture frames, computer desk, knick-knacks, etc.

GARAGE SALES 6014

Maranatha Village Community Yard Sale!
8am-Noon Sat. Feb. 16th
at 3945 Arbuckle Creek Rd. (2 mi. east of SR 17 North). Household, tools, clothing, crafts & so much more!

Sebring - **Multi-family** Sat. Feb. 16, 8-1, 4528 Hester Ave. (behind Harder Hall). Furniture, too much to list!

Sebring Large Multi Family Sale~ 8a-1p Sun Feb. 17 at 1507 LaGrange Ave. Antiques, furn, old tools & much more!

Sebring Mega Sale~8a-2p **Fri & Sat** at 5155 Chad Dr. Many items new. Stove, furn, household, linens, electronics & more!

Sebring One Day Moving Sale Sat Feb. 16 8a-3p at 5126 Magnolia PL. Decorative home furnishings, China, DVDs, CDs.

Sebring Pre Estate Sale~ 8a-2p Thurs thru Sat at 1224 Kerry Dr. Collectibles, hhold, cookbks, China, go-cart & much more!

Sebring~ 8a-1p **Fri & Sat** at 524 Summit Dr. Antiques & collectables, trains, glassware, lots of smalls!

Sebring~ Hickory Ridge Community Sale; Fri & Sat, 8a-2p at Rt 98/Afton Rd/Hickory Ridge Dr. **Follow Signs.**

Sebring~7a-6p **Fri & Sat** at 19 Deloris St. Adult clothes, furn, home decor.

Sebring~8a-2p **Thurs thru Sat** at 9112 McRoy Rd. Tools, household etc. Fake Stradivarius violin

Sebring~8a-3p **Sat only** at 2732 Blue Bonnet Dr. Lots of household, furn, clothes, dishes. **No Early Birds Please.**

Sebring~8am **Thurs thru Sat** at 1702 Theon Ct. 1 mi. N. of circle in Sebring on US Hwy 17. Tools, lures, ducks & more!

Sebring~Estate Sale Fri & Sat 2/15 & 2/16, 8a to 2p, 2719 Orange Gove Ave. Furniture, kitchen items, decor items, electronics...BW

HOUSEHOLD GOODS 6030

Mirror, 24" sq., brown frame, $15.00 - 863-385-6414

Tablecloths - 70" round, white 60 x 84" oval in ivory & peach 60 x 104" oval, off white, $10 ea., - 863-385-6414

FURNITURE 6035

Bedroom Set, light ashwood, double bed frame, headboard, 2 nightstands, highboy, dresser w/mirror, $499 - 863-385-6414

Bedroom Set, qn size poster bed, tall boy w/6 lg drawers & 3 sm, matching step stool, dark wd, $495.00 - 863-273-0597

Console-gl & br, mirrored back, lit from bottom, glass top, shelf & 2 fr doors, 60"Lx16"Wx30"H, $200 - 863-385-6414

Dining Room Set, Duncan Phyfe table w/3 inserts & protective pads incl., bowed gl breakfront, 4 side chairs, 2 arm chairs, $499 - 863-385-6414

Dining set~table, 6 chairs, China hutch & baker's cabinet. Country antique white. Cost $10k, sacrifice at $6k. Call for appt. **863-402-1706**

DOWNTOWN MALL & NEW "DELI"
NOW OPEN WED-SAT 9-5
★ 6 desks from $29
★ 150 pics & posters from $5
★ 8 sofas from $85
★ Sofa Bed Only $89
231 S. Ridgewood, near the Circle, Sebring 863-471-3532



We Buy/Sell Clean Used Furniture. Best Prices in Town! Sebring Furniture
1542 Lakeview Dr.
(next to Save-a-Lot)
863-386-1119

La-Z-Boy Recliner~ Hunter green. Clean & good condition. $50. **574-262-2893**

Single Simmons Pillow top bed with frame $100 obo 863-655-1947

ELECTRONICS 6038

Case for IPad or IPad2 with removable bluetooth keyboard, brn leather, $30-863-385-6414

COMPUTER EQUIPMENT 6060

Lap Top Computer & Printer $178 for both. Call Dan 863-257-7206

ANTIQUES COLLECTIBLES 6070

1950's Era Complete Dining Room Set. Solid wood! $1,500. 863-465-0962

Antiques Wanted
Upscale Decor Items, Art Glass, Sterling, etc. No Furn.
812-535-1400 (Local)

MEDICAL 6095

4 Wheel Mobility Scooter~ under 1 yr old. $500. **863-873-4243**.

New, lightweight travel wheelchair $135. Used, sitting/standing walker $55. 863-464-0746

GOLF ACCESSORIES 6125

2 Tires for Golf cart~ like new w/rims. $30 for 1; $55 for both; Used tires, $15 each **863-453-4234**

Golf Cart Tires (2)~ 22x11x10. Exc. cond. $50 for both. **863-414-2345**

Golf Clubs~ Cleveland 588 Irons, R-flex, graphite shaft, RH, 4H, 5H, 6-PW. Exc. cond! $225. **863-314-6592**

GOLF CARTS 6126

E-Z Go Golf Cart~
Clean, new batteries & charger. Runs well. $2,200.
860-808-7095

E-Z-Go~36 volt w/charger, 6 new batteries, lights, horn & windshield, rain enclosure. $1,800 obo**. 540-335-0202**

FIREARMS 6131

NIB Mossberg 50273 Persuader/Mariner Marincote 12ga. Pump 18" barrel, includes Pistol grip kit. $499
863-835-0213

BICYCLES/ TRICYCLES 6135

***Assorted Adult & Childrens Bicycles $25 and up.* 863-414-8088**

Bikes~girls 24"; ladies' & men's 26". All $25-$40.
863-382-8852

PHOTOGRAPHY/ VIDEO 6140

Photographic Smith Victor Lights, full set incl, stands, barn doors, filters, all for $250.00, call for list - 863-385-6414

Tripod, majestic mdl 2500, hvy duty & gearhead mdl 1400, 3/8 mount, platform 3 x 3 x 5/8, both $200 - 863-385-6414

POOL/SPA/ & SUPPLIES 6145

Coleman Swimming Pool~ brand new in box, 16'x4' $250. **863-873-4243**.

LAWN & GARDEN 6160

Gravely ZT34 **Zero turn mower** like new, used 1/2 season. Cost $2,800 new, sell for $1,500. **937-781-6837** (Spring Lake)

Landscape Lighting, brand new in box, portfolio 120 watt pwr pk w/6, 11 watt low vol lights, $50.00 - 863-385-6414

OUTDOOR LIVING 6161

Propane gas grill: Blaze, 40", 5 burner all SS, $360; **Charcoal chicken cooker/ grill** Meadow Creek BBQ 42, 40 lbs chicken, 32 burgers etc. $260. **863-235-0029**

BUILDING SUPPLIES 6170

A/C Unit~ 4 ton, in use, available Feb. 18. $500.
765-210-2294

Fireplace Insert~ NEVER USED Incl. galvanized & SS flue pipes. Cost $2,279 sell for only $500 firm. **863-699-6733**

TOOLS/ MACHINERY 6190

Craftsman **Socket Set**~32 pcs, new, never used. Costs $75-80, sell $35; 5' wooden **step ladder**, $10. **863-385-2410**

Worx Chainsaw~ Electric. Exc. condition! $30
863-453-4234

RESTAURANT SUPPLIES 6225

For Sale: Restaurant Equip. Triple sink, fryer, tables, stove, chairs, walk-in cooler, coffee machine, etc. 52' **Storage trailer**: rent or buy. 2346 US 27 N. **863-385-4759/414-0609**

DOGS 6233

YORKIE MINIS CKC
Absolutely Adorable & Healthy Great Selection, meet the parents! **TEACUPS AVAILABLE**
Prices starting at $895+.
941-773-0723 • 322-6709
minimagicyorkie.com

Need a new Job? Look in the Classifieds!

APPLIANCES 6250

Coffee Warmer, Bunn, double burner, $20.00 - 863-385-6414

ABC Appliance "Plug into lower prices"
Sales & Service
★ Used Appliances ★
Up to 90 day warranty.
Call 863-655-4995
☛ Help Wanted

GE Refrigerator~ Side by side, almond, icemaker in door. $125 **863-699-6733**

MISCELLANEOUS 6260

TROPICAL FRUIT TREES
Available in:
3, 5, 7, 15, 20, 25 & 50 Gallon Pots
Every Tree You Can Think Of!
★ Delivery Available
BARRETTS TREE NURSERY
91 Carefree Ct.,
352-843-7389

Hard top cover for 2008 Chevy p/u 1500 LT extended cab, red, $450. Electric kit bike, 1 yr old, will run 25 MPH, blue, $395. Steve 863-273-1953.

Ice Bucket w/tongs, Lady Anne by Gorham Crystal, 7" dia. x 7.5"H, $25 - 863-385-6414

Queen size inflatable electric bed in case, $65. **863-471-0894, 260-701-2708.**

Ramps (2)~4', heavy metal. $30 for both.
863-453-4234

Step Stool w/rubber tread and handle, $10.00-863-385-6414

Vintage Bubble Gum Machine~ red with black stand. $30. **574-262-2893**

7000

TRANSPORTATION

AUTOMOTIVE 7005

AUTO DEALS & STEALS

Sell Your New or Used Auto Easy Advertise in the Classifieds!

Only $27.50 for 7 days (4 lines) Add a photo for only $10 more!

HIGHLANDS NEWS-SUN
YOUR HOMETOWN NEWSPAPER SINCE 1919

DODGE 7060

2005 Dodge Caravan, well equipped, everything works, cold air, new battery, tires good, some rust $800, 863-664-0104

FORD 7070

2004 Ford Freestar~ white, 87k mi. exc cond. Leather new tires, just serviced & tuned up. $3,500 obo. **540-335-0202**

SATURN 7135

2005 Saturn Relay~runs good, good ac. 140, 549 mi. $2,500 obo. **863-385-8532**

TOYOTA 7210

Toyota Tacoma extra cab 1999. 130,000 mi, A-1 cond, auto, cold A/C, cust. rims, topper. Make offer. 863-385-1574, 863-381-2597, 863-465-9100.

AUTOS WANTED 7260

Cars ★ Trucks ★ SUVs etc From $1000-$100k~ NO JUNK! I come to you! Call Sam 239-595-4021

Find your Best Friend in the Classifieds!

BOATS-POWERED 7330

20' Pontoon Boat~ 40 hp Merc, w/cover & all accessories. 2 axle trailer included! $2,800 obo **540-335-0202**

CANOES/ KAYAKS 7339

Canoe & Trailer~ 14.5' fiberglass canoe. $1,000 for both. **941-626-8332 (Lake Placid)**

CYCLES/MOPEDS/ SCOOTERS 7360

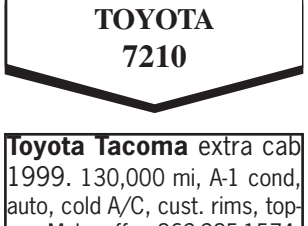

2003 Honda 250 Rebel 14,000 miles, $2000 OBO. 1608 W. Holiday Drive, Lorida. **517-230-0732**

2008 Suzuki Trike W/Lehman Kit, loaded, exc. cond. Blue/silver, 13k mi. $8,400. **863-260-0296**

MUST SELL 2008 Yamaha Roadstar Silverado 1800cc Husband has Parkinsons and can no longer ride. 13,223 mi. Garage kept, very well taken care of. Call **616-604-2851**

CYCLES/MOPEDS/ SCOOTERS 7360

2006 Fashion 250cc Scooter~ Only 6k miles! Asking $1,000 obo. **863-699-1439**

✓✓✓✓✓✓✓

IN THE CLASSIFIED YOU CAN.....

- ✓Find a Pet
- ✓Find a Car
- ✓Find a Job
- ✓Find Garage Sales
- ✓Find A New Employee
- ✓Sell Your Home
- ✓Sell Your Unwanted Merchandise
- ✓Advertise Your Business or Service

Classified - it's the reliable source for the right results

CAMPERS/ TRAVEL TRAILERS 7370

2008 Heartland Bighorn 3055 RL 5th Wh~clean & well maintained. $14,000. **616-340-9740** -Bowling Green

2018 Monte Carlo 40' PM, 3 slides, 2 airs, window awnings, handicap door, fireplace, full bath/BR, elec awning, more! Will deliver, $32,000, **863-242-1059**

I Buy Travel Trailers, 5th Wheels, Motor Homes & Trucks. *I Come to You!* 813-713-3217

MOTOR HOMES/ RVs 7380

2003 Holiday Rambler Vacationer~36', 30,392k mi., exc, clean cond! New Michelin tires, 1.5 bath, washer/dryer, 2 slide outs $32,500 Firm. Interested parties only. **812-564-0470**

Turn your trash into cash! Advertise your yard sale!

PUT CLASSIFIEDS TO WORK FOR YOU!

FIND A JOB! BUY A HOME! BUY A CAR!

Take cover when Tornadoes approach

By Metro Creative Services

Roughly 1,000 tornadoes per year are reported to the National Oceanic and Atmospheric Administration. Tornadoes are intense, violent storms that feature a column of air that extends from a thunderstorm cloud to the ground.

Tornadoes can occur anywhere in the world. However, the United States experiences more tornadoes than any other country. According to Verisk's Property Claim Service, tornadoes accounted for 39.9 percent of insured catastrophe losses from 1997 to 2016, and the average annual loss on these severe storms was $11.23 billion.

Tornadoes, although impressive to watch, are volatile storms with great power. They have the capability to flip cars, destroy buildings and send deadly debris flying into the air. Intense winds can reach more than 200 miles per hour.

The Department of Homeland Security notes that there are many things people can do to keep themselves safe from tornadoes before, during and after these storms.

Before

Understand and learn about the risk for tornadoes where you live. People in the midwestern and southwestern United States have a greater risk of experiencing tornadoes than those elsewhere in the country.

Establish a safe room in your home, which can be a basement or a cellar. In rooms with no below-ground levels, the safest place is a small, interior room on the lowest level away from windows and doors.

Sign up for emergency alert warning systems that cater to your area so you know well in advance if a tornado is coming. Practice what to do in the event of a tornado so the entire family knows what to do if disaster strikes.

Keep tornado readiness supplies handy. These include clean water, batteries, flashlights, a battery-powered radio, and packaged, nonperishable foods.

During

Move indoors into a safe location for the duration of the tornado. Tornadoes blow through quite quickly so timing is of the essence. If you cannot get to shelter, lay down flat in a low-lying area. Do not go under a highway overpass or attempt to outrun a tornado in a vehicle.

Take additional precautions by shielding your head and neck with your arms or putting furniture and blankets around you to protect against debris.

METRO CREATIVE SERVICES

The Department of Homeland Security notes that there are many things people can do to keep themselves safe from tornadoes.

Keep small children and pets close by and protect them as best as possible. Strapping an infant into a vehicle safety seat may be a good safety measure.

After

Assess the situation for safety after the tornado has moved through. Watch for downed electrical lines and check for the smell of gas. Do not turn on any appliances or switches if you detect the aroma of gas.

Do not try to move anyone who seems seriously injured unless they are in immediate danger. Call and wait for help if needed. It may take time for emergency personnel to reach you.

More information is available at www.ready.gov/tornadoes.

CAMP FLORIDA RV RESORT
AUCTION
11 AM | FEBRUARY 21st



Held On Site
100 Shoreline Drive | Lake Placid, FL 33852



Income Producing Investment Opportunity!
- 100+ properties including residential & commercial lots, park models, 6,000 sqft commercial building
- Properties to be offered in packages and as a whole

Saunders AUCTIONS
813-321-5009
SaundersAuctions.com



MARCH 22, 2019 AT 7:00PM
GENESIS CENTER • LAKE PLACID, FL

With **17 No. 1 hits** and soundtrack credits for the 1980 hit film '**Urban Cowboy**' starring John Travolta, some country boy balladeers might see fit to hang up the saddle — so to speak — but Mickey Gilley keeps on riding. It's not about the money for Gilley; it's about the music and connecting with the fans, young and old.

TICKETS START AT ONLY $35!

Order online, by phone or at the box office Mon, Wed & Fri 10:00am - Noon:
www.SunEvents.com • 863-494-9362
218 E. Belleview Street • Lake Placid, FL 33852

SUN EVENTS.COM

All sales final. Taxes and fees additional. Please notify us at time of purchase for any special needs seating requirements.

adno=3649300-1

WE OFFER THE MOST ADVANCED TECHNOLOGY TO TREAT LOW BACK PAIN

Dr. Danzey's patented tables are now used all over the world!

COME BE PART OF THE PAIN FREE REVOLUTION!

AVON PARK CHIROPRACTIC CLINIC

1590 U.S. 27 North • Avon Park
863-453-5777
www.avonparkchiro.com

"HEALING THE HEARTLAND FOR OVER 30 YEARS!

adno=3655242-1

Bill Bailey presents An Unforgettable Evening with

The COLLINGSWORTH FAMILY

"3-time Favorite Gospel Music Family Group!"

Monday, February 18, 2019 7pm
LAKE PLACID, FLORIDA
GENESIS CENTER
(First Presbyterian Church)
(118 North Oak Avenue)

NO TICKETS REQUIRED!

A $10 donation per person will be requested at the door, and love offering will be received during the concert. Doors open at 6pm, and all seating is general admission

FOR MORE INFO, call (941) 756-6942 http://www.billbaileyconcerts.com

adno=3656155-1

Businesses & Services

5000

BUSINESS SERVICES

5002 GENERAL SERVICES

Find Your Local Business Here!

Hire your next Small Business from our Directory!

Tell Your Friends, Tell Your Family... Support Your Local Businesses

To advertise on this page, mention this ad and call 863-658-0307

HIGHLANDS NEWS-SUN
YOUR HOMETOWN NEWSPAPER SINCE 1919

HTN

HIGH SPEED INTERNET
Unlimited plans starting at $24.95 – price it out:
www.htn.net/internet
863-465-4076

S & N Affordable Lawncare And Landscaping LLC.
Weeding★Trimming★Hedging Mowing★Planting★Gardening Design★Mulching & More!
★ Pressure Cleaning
★Residential/Comm. Cleaning
863-214-8748
863-414-8851

Blue Stars
Home Services LLC
863-529-9751
Danny Molter
Residential Only
★ Stucco Repairs
★ Stone Installation
★ Pressure Cleaning
★ OTHER HOME SERVICES ★
★ 25 Years Exp. ★
Lic & Ins: EIN#83-301-4073

AMERICAN OUTBACK HOLDING COMPANY, INC.

LAND CLEARING~Crushed concrete, driveway, roads & park lot material, mulch, soil. Mowing limited fertilizer spreading etc. **863-443-9279**

FIND YOUR BEST FRIEND IN THE CLASSIFIEDS!

BATH/KITCHEN 5027

ALL STAR TILE
Complete Bathroom Remodel
★ ★ ★ ★ ★
Change Bathtub to Shower
Free Estimates!
863-465-6683
863-381-2025
Licensed & Insured

CABINETRY 5030

Touch of Class
Countertop Refinishing Inc.
The Beautiful and Affordable Countertop Alternative
Why Replace Aging Countertops? Refinish for a whole new look. Call Laurie at 863-368-0126

ADULT CARE 5050

Elderly Care
Muriel Newson
863•451•2584

Elderly Care Services
Over 18 yrs exp! Cleaning; errands; sm meals; baths, etc.
863-451-2584

Find your Best Friend in the Classifieds!

COMPUTER SERVICE 5053



It's Geek Ta Me
Mobile Technology Doctor
Computer Repairs
We Come to You! Smart TV Set Up. Starting at $39.95! 208-406-9743

CONTRACTORS 5054

JMC Builders
Kitchen • Bath • Windows • Door Additions • Enclosures • Carports
CBC #1251644 - **863-449-0790**

CLEANING SERVICES 5060

Walton's Cleaning Service
Reliable & Satisfaction Guaranteed
Home Advisor Member
Free Estimates!
Licensed & Insured
863-243-0429

AAA
Southern Cleaning Service Inc.
Commercial and Residential
AAA Southern Cleaning Inc.
Pressure washing & Windows
Commercial & Residential
863-464-1138

Sonshine
Cleaning Service LLC
• 863-253-9217 •
★ WE CLEAN ★
HOMES & BUSINESSES
(863) 253-9217

Rag Doll Home Cleaning LLC
Come Home to a Fresh, Clean House!
239-822-2259

ELECTRICAL 5070



Master Electrician
Reliable,Quick, 25 yrs Exp.
All jobs! Lic# EC13005602
863-453-4513



Same Day Electrician. 25 yrs exp. No job too small. Call for best price. EC13006062
863-214-7369

ENTERTAINMENT 5071

Clearwater Travel Cruises & Tours
Rebecca McConniel, Travel Planner
Offering Cruises, Tours & More
cwtravelcations.com
863-214-6530

FLOORING 5083

Hanchey's Carpets Since 1968
Mobile~We come to you!
We install what we sell
Carpet, Plank, Vinyl, Wood
Call 863-781-4027

FURNITURE REPAIR 5086

Colangelo Woodworking
Furniture Refinishing & Repair
32 yrs exp. Lic/ins #HC00772
863-314-0800

HANDYMAN/ GENERAL REPAIR 5089

All Around Handyman
Yard work; odd jobs, Powerwashing & Much More~ No Job 2 Small
863-253-9565

---

reliable & affordable HANDYMAN SERVICES
"This HANDYMAN Can!"
Odd Job Specialty Services
FREE ESTIMATES Lic. & Ins. #HM00196 **863-840-6639**

PUT CLASSFIEDS TO WORK FOR YOU!

FIND A JOB!
BUY A HOME!
BUY A CAR!

Handyman Bob
Install Doors, Windows Flooring, Plumbing & More!
Lic #HM0096 **863-452-5201**

HOME / COMM. IMPROVEMENT 5100

Marine Corp Veteran
Proudly Served During 9/11
Double "C" Home Improvements
★ Complete Home Repair & Remodeling
★ Mobile Home Repair
10% Discount for Veterans & First Responders
863-202-5645
Chad J. Chavis
Lic. & Insured Lic#HM0183

Mid-State Garage Doors & Service
Residential & Commercial Installation & Repair
863-414-8333

HOME / COMM. IMPROVEMENT 5100

Trash Removal
& 10 yrd Dumpster Rental
Call "Capt. Trash"
786-367-6098

5000

BUSINESS SERVICES

LAWN/GARDEN & TREE 5110

Joe Johnson's ALL AMERICAN TREE SERVICE
Trimming~Removal
Sod Installation~Stump Grinding
Lot Clearing~Pressure Washing
Top Quality Service From People Who Care!!
Peoples Choice Award Winner!
863-465-7491-863-655-0006
Free Estimates • Licensed & Insured

Evergreen
Lawn Care & Landscaping
"You grow it, We mow it"
Mow ★Trim ★ Edge ★ Mulch ★Branch Removal ★ Sod & Rock Jobs ★ Flower Beds
Free Est. 863-214-0646

AFFORDABLE TRACTOR WORK

TRACTOR SERVICE
863-255-3712
MOWING, Lots, Pastures, Groves, ETC. Debris Moving; Heavy Growth clearing; Fire Breaks; Food Plots; Gardens; Repairing Hog Rootings; Spreading Dirt; Building & Repairing Driveways. Licensed & Insured

---

PLATT LAWNCARE
Landscaping/Tree Trimming
Pressure Washing
Residential & Commercial
Lic & Ins. 863-243-3063

Hardee Tree Service
★ Land Clearing ★ Stump Grinding ★ Tree Trim/Removal ★ Concrete & Pavers Shell & milling for driveways
Lic & Ins. 863-781-2089

Luis Lawncare
Tree Trimming & Removal
Shrubs • Hedges • Landscape Lawns • Palm Trimming
Pressure Cleaning & Washing
FREE ESTIMATES ~ Insured
863-402-0631/863-212-3282

PROFESSIONAL TREE SERVICE
Trimming/Removal
★ Bucket Truck ★
★ Chipper ★
★ Stump Grinding ★
Over 20 yrs exp.
License & Insured
863-414-2492

MARINE CONSTRUCTION 5122

Burke Marine Construction
Frankie Burke • 30+ yrs in business!
Boathouses • Docks • Seawalls
863-465-0371~863-441-3625
www.burkemarine.com-Lic~Bonded~Ins
13 Triangle Park, Lake Placid, FL

PAINTING/ WALLPAPERING 5140

Affordable Residential Painting & Floor Covering & Repairs. Mark Sullivan
863-840-0092

RON WILLIAMS PAINTING CONTRACTOR Interior & Exterior Pressure Wash
25 Yrs. Exp. Lic/Ins.
Lic #6002962
863-402-0693

Highlands HANDYMAN
House Painting★Pressure Washing★Small Home Repairs★Odd Jobs★Light Hauling, and More!
★ 863-464-1135 ★
www.highlandshandyman.com
Lic#HM0072 & Insured

A+
Painting & Pressure Washing
Insured & Licensed #AP00012
863-414-1685

PEST CONTROL 5150

DAD's Pest Control
Since 1984~ Lawn Spraying & Interior. State cert./lic. & ins. Single owner/operator. **33yrs + exp!** New to area, **No contract required! 20% off** initial service/mention this ad. **561-644-2950 or 863-467-8707**

PET CARE 5155

In Your Home Pet Grooming
Dogs, Cats & Birds
15+yrs Exp'd Certified Groomer
Low Prices! 863-368-1446

Sherl's Pet Sitting
Your home~Day or Night
Professional mature lady
Ref. on req. 863-633-9351

No Dog Too Big Or Too Small, We Groom Them All
MOGSY'S
Grooming Parlor, LLC
863-266-7895
Visit Us at 928 W. Main St., Avon Park
10% Veterans Discount

POOL SERVICES 5165

Makin' Waves Pool Cleaning
Not Happy with your current pool cleaning service? Call Bob Now!
863-214-2405

PRESSURE CLEANING 5180

Pressure Washing
Driveways Sidewalks Homes
★ Free Estimates ★
Serving Highlands County
Ryan Hill 863-273-7382

✓✓✓✓✓✓✓
IN THE CLASSIFIED YOU CAN.....

✓Find a Pet
✓Find a Car
✓Find a Job
✓Find Garage Sales
✓Find A New Employee
✓Sell Your Home
✓Sell Your Unwanted Merchandise
✓Advertise Your Business or Service

Classified - it's the reliable source for the right results

SCREENING 5184

JOHN'S RESCREENING
Pool Enclosures
Screen Rooms
Pool Encl, Scrn Rooms & Small Alumn Jobs
Est. Since 2004 Insur. lic #HM0098
John Randall~Owner
863-381-2767

Re-Screen Pools & Patios & Garage Doors~ No Job Too Small! Call John 863-381-4897 Lic# 2236-02

ROOFING 5185

Bryant Roofing
★ METAL ROOFING EXPERTS
★ SHINGLES
★ FLAT ROOFS
★ REPAIRS
NO Subcontractors or Salesmen~
Our Estimators *ARE* Roofers
Locally Owned & Operated & Serving S. FL since 1982!
Best Reputation in South Florida
Lic#CCC1331770
bryantroofing@yahoo.com
863-675-7045

ROOF SOLUTIONS of S.W. Florida, Inc.
-"If You're Not Happy, We're Not Finished"-
NO Money Down!!
Repairs Only
★ Specializing in Rotten Wood ★
Shingles; Metal; Tile
★ 35 yrs exp!
863-699-0383
State Lic. CCC-1329089

Need a new Ride? Find it in the Classifieds!

MISCELLANEOUS 5230

HIGHPOINT FURNITURE

RECLINERS .... $249 & up

SLEEPER SOFAS

PATIO SETS

DINING ROOMS

QUALITY BEDS

BEDROOMS

QUALITY & SERVICE

HIGHPOINT FURNITURE

2346 US 27 N Sebring

863-385-4759

Free Veterans Outdoor Market Sat. & Sun.

Turn your trash into cash! Advertise your yard sale!

PUT CLASSIFIEDS TO WORK FOR YOU!

FIND A JOB!
BUY A HOME!
BUY A CAR!

A Bargain Hunters Delight
Check the Classifieds First!
A Whole Marketplace of Shopping is right at your Fingertips!

DOGS

FROM PAGE 3B

those with enough time and energy to keep them usefully occupied.

The Flat Coated Retriever flat-lying coat comes in lustrous black or liver, with feathering at the legs and tail. Known for their long head, unique among retrievers, which projects a smart and kindly expression. A Flat-Coat will stand as tall as a Labrador Retriever; but in silhouette they present a leaner, more elegant look.

Flat-Coats are among the happiest of all retrievers. They mature slowly; some owners say that they never grow up at all, retaining a puppyish taste for rambunctious mischief into old age. This can be either delightful or exasperating, depending on your tolerance for such monkeyshines. This highly energetic breed requires lots of outdoorsy exercise.

The Curly-Coated Retriever, among the oldest of the retriever breeds, is a famously versatile bird dog and an extraordinary swimmer. Poised, proud, and wickedly smart, the Curly is a thinking person's retriever who will never quit before you do.

The Curly's tight, crisp curls of either black or liver serve as waterproof and thorn-resistant all-weather gear for work in thick bramble and icy lakes. The Curly is a big, durable bird dog, but more elegant and graceful than other retrievers. Another trait that sets Curly's apart from the usual retriever is a tapered, wedge-shaped head.

Curly's are affectionate and gentle, but they are a bit more independent and less needy than the other retrievers. They have a mindset like a Border Collie and they always need to be working. These tireless dogs need lots of outdoor exercise. Bored or underemployed, Curly's can be a handful.

Now you know that a retriever can be a very good pet for your family. If you decide to get one or another type of dog or if you already have a dog, you might want to consider training for both you and your dog. The Heartland Dog Club is now taking names for the March classes. You can choose from Basic Obedience, Intermediate Obedience, AKC Canine Good Citizen, AKC Canine Good Citizen Advanced, Rally and AKC Star Puppy. For additional information, call 863 – 304 – 8582.

COURTESY PHOTO

Patti with Kimber.

Be sure to like us on Facebook!

BARGAINS • BARGAINS • BARGAINS • BARGAINS • BARGAINS

FIREMENS FLEA MARKET

BARGAINS • BARGAINS • BARGAINS • BARGAINS • BARGAINS

DUE TO HIGHLANDS COUNTY FAIR
Flea Market will be closed February 8-17 and will reopen on Feb 22. Thanks!

Visit Our Inside Vendors
Fri., Sat & Sun. 8AM - 2 PM
Outside & Inside spots Available
Highlands County Fair Grounds
(The corner of Sebring Parkway and Kenilworth blvd.)
Call (863) 840-2193

adno=3649092-1

Benefit Show
California Toe Jam
Friday March 8, 2019
$20.00 6:00pm Show
Genesis Center
Lake Placid Florida
For Tickets call 863-465-2920
"Toby's the Clown" New Class
Feb 15,16 & 17
Call 863.465.2920

Lake Placid Elks Lodge #2661
presents:
MARCH MADNESS

Saturday, March 2nd • 7 pm
COMEDY NIGHT
90 minute comedy show with professional comedians.
Snack bar food available & door prizes.
Cost: $5 for Elks, $10 non-Elks,
open seating.

Saturday, March 16th • 5:30 pm
ST. PATRICKS DAY DINNER DANCE
corned beef & cabbage dinner with music by the Prince McDonald Celtic Band and dancers.
Cost: $15pp, reserved seating available.

Saturday, March 30th • 5:30 pm
MARDI GRAS & SHOOT-OUT
celebrate Mardi Gras with a Cajun low boil dinner (crawfish, shrimp, sausage, dirty rice & gumbo). Cost: $20pp.
Music by "The Sweet Talkers."

During the evening join in the Mad Shoot-out with $5,000 in prizes!
Shoot-out tickets are sold separately, $25 ea.
Only 300 hundred tickets will be sold for the shoot-out with 5 cash prizes awarded, winner need not be present.
Reserved seating available.

Tickets are available at the lodge bar from noon til closing.
The lodge is located at 200 CR 621
(behind the Sav-A-Lot), All events are open to the public,

adno=3649218-1

SUN EVENTS.COM PRESENTS THE GUTHRIE BROTHERS LIVE

ALL TICKETS FROM ONLY $20

EVERYTHING EVERLY: AN EVERYLY BROTHERS EXPERIENCE
THURSDAY, FEBRUARY 21, 2019 AT 7:00PM
Enjoy songs such as: Bye Bye Love, Wake Up Little Susie, Cathy's Clown, When Will I Be Loved, and many more!

AND

SCARBOROUGH FAIR: A SIMON & GARFUNKEL EXPERIENCE
FRIDAY, FEBRUARY 22, 2019 AT 7:00PM
Enjoy songs such as: Sound of Silence, Homeward Bound, I Am a Rock, Mrs. Robinson, Bridge Over Troubled Water, Scarborough Fair, Hazy Shad of Winter, El Condor Pasa, Me And Julio and many more!

Lead singer of California Toe Jam, Harry Havery, to open!
GENESIS CENTER • LAKE PLACID, FL
Order online, by phone or at the box office Mon, Wed & Fri 10:00am - Noon:
www.SunEvents.com • 863-494-9362
218 E. Belleview Street • Lake Placid, FL 33852
All sales final. Additional taxes & fees may apply. Please call for special needs seating requirements.

adno=3641773-1

DAILEY & VINCENT

SUN EVENTS.COM "Fun In The Florida Sun Tour"

LIVE IN LAKE PLACID

3 GRAMMY NOMINATIONS
14 IBMA AWARDS
4 GMA DOVE AWARDS

"The best of Bluegrass, Country and Gospel this side of Heaven"
- Nancy Dunham, USA Today / Washington Post

SATURDAY FEBRUARY 16TH 7:00PM SHOW
GENESIS CENTER LAKE PLACID, FL
218 E. Belleview Street • Lake Placid, FL 33852
RESERVED SEATS $43 - $53 • GENERAL ADMISSION $29
Order online, by phone or at the venue Mon, Wed & Fri 10:00am - Noon:
www.SunEvents.com • 863-494-9362
All sales final. Taxes and fees additional. Please notify us at time of purchase for any special needs seating requirements.

adno=3653671-1

HIGHLANDS COUNTY FAIR

82 Years of Food, Fun, Thrills and Entertainment!

February 8th - 16th, 2019

Free Entertainment with gate admission

Blackbird Anthem
Saturday 2/16
2 pm - 6 pm

Mini Ag-Venture
February 8th - 13th

Scott's Crazy Comedy Magic Show
Two shows daily!

The Tricky Dogs Show
Multiple shows daily!

Reithoffer Shows

Eudora Farms Exotic Petting Zoo

T.C. Carr and Bolts of Blue
Saturday 2/16
8:30 pm - 11 pm

Cowtown USA

Jr. Miss Highlands County Pageant

Friday, February 8
at 7:00 P.M.

Miss Highlands County Pageant

Saturday, February 9
at 6:00 P.M.

Little Miss Highlands County Pageant

Saturday, February 9
at 1:30 P.M.

For Full Schedule of Events Visit: www.hcfair.net

Sponsored By:

CenterState · Duke Energy · Heartland National Bank · Alan Jay Automotive Network · Tobacco Free Partnership of Highlands County · Highlands ESPN Radio 1050 AM · Lite 105.7 fm · WWJ 99.1 fm · News 730 AM Talk · Highlands News-Sun

adno=3655307-1

The News Wire

STATE • NATIONAL • WORLD • BUSINESS

Friday, February 15, 2019

Senate confirms William Barr as attorney general

See Page 3

AP PHOTO

President Donald Trump speaks during a cabinet meeting at the White House in Washington on Tuesday.

Congress passes border deal

Trump will sign bill, declare emergency

By ALAN FRAM, CATHERINE LUCEY and ANDREW TAYLOR
Associated Press

WASHINGTON — Congress lopsidedly approved a border security compromise Thursday that would avert a second painful government shutdown, but a new confrontation was ignited — this time over President Donald Trump's plan to bypass lawmakers and declare a national emergency to siphon billions from other federal coffers for his wall on the Mexican boundary.

Money in the bill for border barriers, about $1.4 billion, is far below the $5.7 billion Trump insisted he needed to build a wall along the Mexican boundary and would finance just a quarter of the 200-plus miles he wanted. The White House said he'd sign the legislation but act on his own to get the rest, a move that prompted immediate condemnation from Democrats and threats of lawsuits from states and others who might lose federal money or said Trump was abusing his authority.

The uproar over what Trump would do next cast an uncertain shadow over what had been a rare display of bipartisanship in Congress to address the grinding battle between the White House and lawmakers over border security.

The Senate passed the legislation 83-16, with both parties solidly on board. The House followed with a 300-128 tally, with Trump's signature planned Friday.

BORDER | 8

Moment of silence

AP PHOTOS

Above: Suzanne Devine Clark, an art teacher at Deerfield Beach Elementary School, places painted stones at a memorial outside Marjory Stoneman Douglas High School during the one-year anniversary of the school shooting, Thursday, in Parkland.

Right: Emma Rothenberg, left, with her mother Cheryl Rothenberg, middle, and sister, Marjory Stoneman Douglas High School student Sophia Rothenberg embrace at a memorial marking the one-year anniversary of a mass shooting at the school.

Parkland shooting victims are remembered on anniversary of shooting

By KELLI KENNEDY, ADRIANA GOMEZ LICON and TERRY SPENCER
Associated Press

INSIDE

Fear, mistrust and disrupted educations: A year after Parkland, the K-12 experience in Florida has been reshaped

• See page 2

PARKLAND — Students at Marjory Stoneman Douglas High and other schools across the U.S. bowed their heads in a moment of silence and took part in volunteer projects Thursday to mark the anniversary of the shooting rampage that claimed 17 lives. But for many Parkland students, the tragedy was still so raw they couldn't bring themselves to set foot in the building.

Fewer than 300 of the 3,200 students at the high school showed up for what was only a half-day, with classes cut short so that the teenagers would not be there around 2:20 p.m., the traumatic moment last year when gunfire erupted.

Senior Spencer Bloom skipped school to spend the day with students from the history class he was in during the shooting. He said he struggles with panic attacks and feared he might have one if he went in to school.

"There's all this emotion and it's all being concentrated back on one day," Bloom said.

The massacre on Feb. 14, 2018 — Valentine's Day — inflamed the nation's debate over guns, turned some Parkland students into political activists and gave rise to some of the biggest youth demonstrations since the Vietnam era.

Many Stoneman Douglas students arrived wearing the burgundy #MSDStrong T-shirts that have become an emblem of the tragedy. Outside, clear plastic figurines of angels were erected for each of the 14 students and three staff members killed.

A moment of silence was observed there and at other schools across Florida and

PARKLAND | 8

AP PHOTO

People stand in the lobby for Amazon offices Thursday in New York.

Amazon dumps NYC HQ

Online retail giant will spread 25,000 promised jobs to other offices in North America

By JOSEPH PISANI and ALEXANDRA OLSON
AP Business Writers

NEW YORK — Amazon abruptly dropped plans Thursday for a big new headquarters in New York that would have brought 25,000 jobs to the city, reversing course after politicians and activists objected to the nearly $3 billion in tax breaks promised to what is already one of the world's richest, most powerful companies.

"We are disappointed to have reached this conclusion — we love New York," the online giant from Seattle said in a blog post announcing its withdrawal.

AMAZON | 8

Too big to sell

Airbus bids pained adieu to superjumbo A380

By ANGELA CHARLTON
Associated Press

TOULOUSE, France — To passengers, the A380 feels immediately different — spacious, smooth and oddly elegant for a jet so gargantuan. Yet to Airbus, it's become a burden so super-sized that the European manufacturer is ending its production for good.

The A380 is simply too big to sell. With funereal faces, Airbus CEO Tom Enders and other executives made a stunning yet long-anticipated admission Thursday that it was the wrong product at the wrong time, created to feed a demand for 800-seat jets that never materialized.

Less than 14 years after its maiden flight, barely a decade after it started carrying passengers, the A380 is being mothballed.

AIRBUS | 8

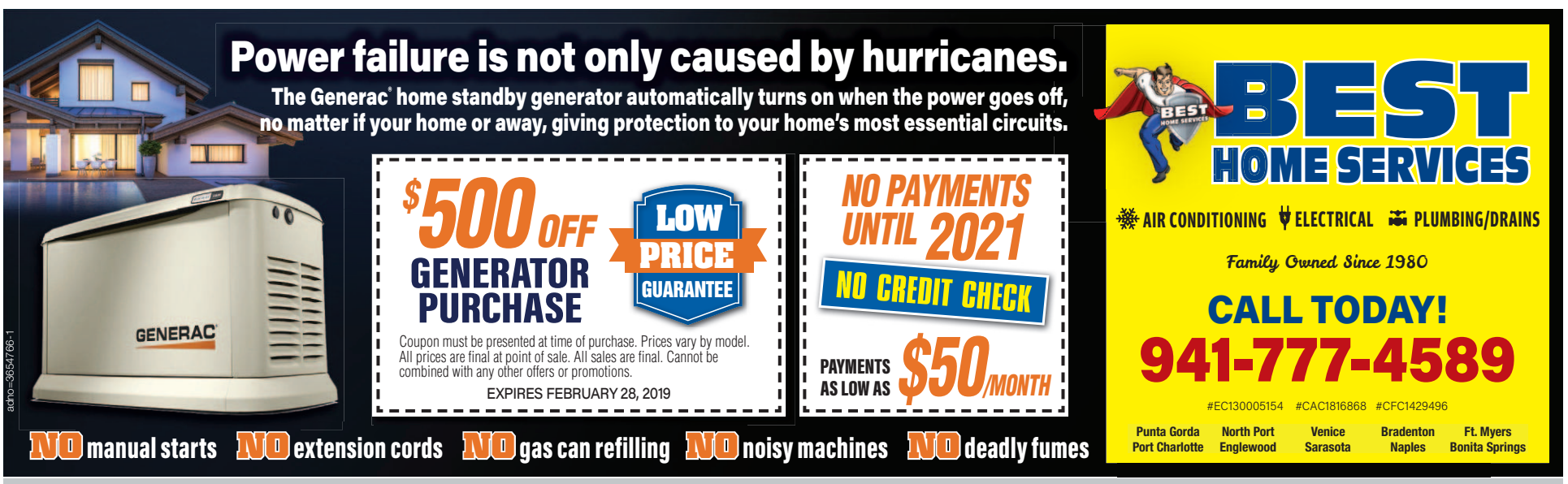

Fear, mistrust and disrupted educations

A year after Parkland, the K-12 experience in Florida has been reshaped

By ADRIANA GOMEZ LICON
Associated Press

OKEECHOBEE — Some students have difficulty trusting classmates outside their circle. Parents say interactions with school staff are more impersonal. Teachers worry that added security detracts from learning.

The Parkland massacre a year ago upended school life across Florida. In the year since a gunman fatally shot 14 students and three staffers, school districts have reshaped the K-12 experience, adopting new rules for entering campus, hiring more police and holding frequent safety drills. Some districts trained teams of armed employees to confront attackers.

"You can't really trust other students. They all have different mindsets," said Allen White, a senior at the lone high school in the central Florida farming town of Okeechobee.

Reflecting at a skate park near campus, White and four friends said their school's atmosphere changed after Feb. 14, 2018. Only last month, suspicious social media posts put Okeechobee High on alert, prompting many students, including White, to stay home.

"I don't really feel safe. It has become a real-life epidemic," he said. He attributed school violence primarily to bullying and mental health and said schools need to better address those issues.

Okeechobee is one of at least 24 Florida districts that have started training and arming non-instructional personnel.

On a recent afternoon, four school staffers met secretly at a grassy basin dug into the fertile land that borders Lake Okeechobee. They grabbed ammunition from a military-style container and loaded a handgun while standing by a picnic table. For hours, they practiced shooting at silhouette targets with sheriff deputies.

AP PHOTO

Sgt. Michael Hazellief, training supervisor, walks on the grounds where the "guardians" are participating in a training session to respond to active shooters in Okeechobee.

Authorities keep the identities of these "guardians" secret, citing security reasons. One of the women practicing said the 140 hours of required training adds to a busy schedule, but she feels compelled to do it just in case.

"Protecting the children's safety is first," she said. "They won't know that I am one of their guardians. But I will be prepared."

In Miami, parents say some schools — even preschools— have lost a sense of community since Parkland. Once-mundane morning drop-offs, for instance, have turned into a regimented affair.

Some schools previously allowed parents to drop off students directly with their teachers. Now children as young as 4 or 5 must be dropped off outside and walked inside by staff, cutting off opportunities for informal interactions.

"We are treated like we are criminals," said Karilyn Bacallao, a former teacher who now has two elementary school children. "The last time I heard the news, it has never been the parent who comes to shoot."

Bacallao says she worries about how the new measures are affecting her 7-year-old daughter, who came home from class in tears one day in December.

"She starts telling me, 'There was blood in the bathroom, our teacher wasn't there, and there was a bad guy with a gun,'" she said.

Bacallao learned later that the school was on lockdown because of a nearby robbery. The kids were gathered in the cafeteria with a school counselor who turned the lights off and told them to draw in the dark. She said children heard sirens outside. Nobody explained the blood in the bathroom. Her daughter later found out it was nothing more than a nose bleed.

Teenagers are increasingly getting used to hearing about guns on campus.

Terezie Roberts is a member of Moms Demand Action, a nonprofit that fights to reform gun laws. She has two children in high school who now talk more about threats, but it is often unclear whether they are rumors or real.

"My son told me that he and his friends always talk and say that they could be the next" target. "It almost feels like a game to them," Roberts said.

Ivy Schamis, who was teaching Holocaust studies at Marjory Stoneman Douglas High School when her classroom came under attack, says more students now ask to visit the school's wellness center. The teacher whose classroom was across the hall from hers on the day of the shooting did not return to school this year, she said.

Schamis said it was "preposterous" that students have to come to school "thinking what may happen as opposed to what they are learning."

"It's absolutely disrupting education," she said.

A 2016 study published in the Educational Evaluation and Policy Analysis journal analyzed the effects of 36 high school shootings on math and English tests in 12 states over three years. It found that in these schools, enrollment declined among 9th grade students, and test results dropped significantly compared to other schools in their districts.

Florida Gov. Ron DeSantis and GOP state lawmakers want to expand the existing guardian program so more teachers can have guns. Senate Republicans filed the proposal last week.

MORE HEADLINE NEWS FROM AROUND THE STATE

Lockheed Martin opens new facility in central Florida

ORLANDO (AP) — Lockheed Martin has opened a new $50 million facility in central Florida.

Company officials said Wednesday that the new 255,000-square-foot facility will be used for research and development.

Lockheed Martin broke ground on the building last year.

Employees in the building will support engineering, program management and business operations for the company's missiles and fire control division.

The company says 1,000 new jobs have been created to support the new facility and hundreds more are planned over the next three to five years.

Florida rapper YNW Melly accused of killing 2 friends

MIRAMAR (AP) — Police have charged Florida rapper YNW Melly with killing two of his close friends who were also rising rap stars, and trying to make it appear they died in a drive-by shooting.

On Wednesday, Miramar police arrested 19-year-old YNW Melly, whose legal name is Jamell Demons, on first-degree murder charges in October deaths of 19-year-old Christopher Thomas Jr. and 21-year-old Anthony Williams.

The rapper's 20-year-old friend Cortlen Henry also was arrested, in Houston last month, and extradited to Florida on Tuesday in connection with the killings.

Demons was booked into Broward County Jail on Wednesday night.

Investigators said the victims were killed early in the morning of Oct. 26 and driven in a Jeep Compass to the emergency room entrance of Memorial Hospital Miramar, which is 20 miles west of Fort Lauderdale. Both were dead of multiple gunshot wounds, police said.

In a news release, Miramar police said Demons shot the men, who were his lifelong friends, and Henry drove the vehicle to the hospital. According to investigators, Demons and Henry staged the Jeep to make it appear as though the victims died in a drive-by shooting.

Pence urges Europe to quit Iran deal, stop busting sanctions

By MATTHEW LEE
AP Diplomatic Writer

WARSAW, Poland — The Trump administration lashed out at some of America's closest traditional allies Thursday, accusing Britain, France and Germany of trying to bust U.S. sanctions against Iran and calling on European nations to join the United States in withdrawing from the Iranian nuclear deal.

In an unusually blunt speech to a Middle East conference in Poland, U.S. Vice President Mike Pence slammed the three countries and the European Union as a whole for remaining parties to the landmark 2015 agreement after President Donald Trump withdrew from it last year and re-imposed tough sanctions on Iran.

The harsh criticism threatened to further chill U.S.-European ties that are already badly strained on many issues, including trade and defense spending. And it underscored the stark two-year trans-Atlantic divide over Iran that manifested itself again ahead of the Warsaw conference co-hosted by the U.S. and Poland.

France and Germany declined to send their top diplomats to the ministerial-level meeting. EU foreign policy chief Federica Mogherini also stayed away due to concerns it would become an anti-Iran vehicle. Britain, France and Germany, along with the rest of the EU, continue to support the nuclear deal as the best way to prevent Iran from developing atomic weapons.

At the close of the conference, Secretary of State Mike Pompeo and his Polish counterpart Jacek Czaputowicz both noted differences of opinion over policies toward Iran. But, they said all participants agreed on the threat posed by the country, which is celebrating the 40th anniversary of the Islamic Revolution this week.

Czaputowicz said the U.S. and Europe "share the same diagnosis of the situation," which is "the negative role played by Iran." But he also noted that the U.S. and Europe differ on how to approach the matter.

In his earlier speech, Pence showed just how sharp that difference is.

He was harshly critical of Britain, France and Germany for unveiling a new financial mechanism last month that U.S. officials believe is intended to keep the nuclear deal alive by evading American sanctions. Pence praised other nations for complying with U.S. sanctions by reducing Iranian oil imports, but he said the Europeans fell short.

"Sadly, some of our leading European partners have not been nearly as cooperative," Pence said. "In fact, they have led the effort to create mechanisms to break up our sanctions."



AP PHOTO

United States Vice President Mike Pence writes in the guest book beside Israeli Prime Minister Benjamin Netanyahu and his wife Sara, at the Monument to the Ghetto Heroes after a wreath laying ceremony in Warsaw, Poland, on Thursday.

He said the mechanism, a barter-type payment system that is designed to allow businesses to skirt direct financial transactions with Iran, is "an effort to break American sanctions against Iran's murderous regime."

"It's an ill-advised step that that will only strengthen Iran, weaken the EU, and create still more distance between Europe and the United States," the vice president said.

Pence then called for Europe to abandon the nuclear agreement altogether, making explicit a demand that Trump administration officials had previously only hinted at.

UK's May suffers embarrassing defeat on Brexit strategy

By JILL LAWLESS
Associated Press

LONDON — British Prime Minister Theresa May suffered an embarrassing defeat by lawmakers Thursday in a vote that left her bid to secure a European Union divorce deal stuck between an intransigent EU and a resistant U.K. Parliament — with Brexit just six weeks away.

A rebellion by hard-core Brexit backers saw the House of Commons vote by 303 votes to 258 against a motion reiterating support for May's approach to Brexit — support expressed by lawmakers in votes just two weeks ago.

The defeat is symbolic rather than binding, but shows how weak May's hand is as she tries to secure changes to her divorce deal from the EU in order to win backing for it in Parliament. It is likely to leave EU leaders wondering whether May can win support for any kind of Brexit deal, given Britain's political instability.

May tried to put a positive spin on the result. The prime minister's office said in a statement that "while we didn't secure the support of the Commons this evening," the government believed Parliament still wanted May to seek changes to the Brexit deal that lawmakers could support.

"The government will continue to pursue this with the EU to ensure we leave on time on 29th March," it said.

Others were blunter.

"What an absolute fiasco this is," said pro-EU Conservative lawmaker Anna Soubry. A leading pro-Brexit colleague, Bernard Jenkin, used the same word: "Fiasco."

The vote is the latest outbreak of Brexit-driven chaos that is roiling Britain's Parliament and imperiling Britain's orderly exit from the EU.

Two weeks ago, Parliament sent a contradictory message, voting to send May back to Brussels to seek changes to a section of the withdrawal agreement intended to ensure an open border between the U.K.'s Northern Ireland and EU member Ireland after Brexit.

But lawmakers also voted to rule out a "no-deal" exit, though without signaling how that should happen.

MORE HEADLINE NEWS FROM AROUND THE WORLD

IS militants cling to last square mile in eastern Syria

OUTSIDE BAGHOUZ, Syria (AP) — Islamic State group militants clung to their last square mile of land in eastern Syria on Thursday with an unknown number of civilians trapped inside, officials said.

U.S.-backed forces conducted precision operations targeting the militants' outposts in and around the village of Baghouz and worked to clear surrounding villages of remaining fighters, officials with the Kurdish-led forces said.

Thousands of people, including many foreign fighters and their families, have emerged from the area in the past few weeks amid ferocious fighting as the U.S.-supported Syrian Democratic Forces closed in from three sides.

They include scores of militants who surrendered to the SDF on Wednesday night, but the exodus of civilians has slowed to a trickle in recent days.

"The battle continues but the pace has changed. ... There are advances but very slow," said Mervan, an SDF official who goes by the nickname "the Brave."

Investigative group names possible UK poisoning suspect

MOSCOW (AP) — The Bellingcat investigative organization says it has established the identity of an alleged Russian military intelligence officer who was in Britain when a Russian former double agent and his daughter were poisoned with the nerve agent Novichok.

Bellingcat on Thursday identified the man as Denis Sergeyev, a graduate of the Military Diplomatic Academy, a training ground for intelligence officers.

The group said the man was also in Bulgaria in 2015 when a businessman there was poisoned by an unidentified substance.

Britain has named two alleged Russian military intelligence agents as suspects in the poisoning last year of Sergei and Yulia Skripal. Authorities have not identified a third suspect and Bellingcat acknowledged: "It is unclear what (Sergeyev's) role may have been, if any, in the preparation and execution of the poisoning operation."

The poisoned Bulgarian businessman survived, as did his son who fell ill days later with less-severe symptoms, suggesting poisoning.

Senate confirms William Barr as attorney general

By MARY CLARE JALONICK
Associated Press

WASHINGTON — The Senate on Thursday confirmed William Barr as attorney general, placing the veteran government official and lawyer atop the Justice Department as special counsel Robert Mueller investigates Russian interference in the 2016 election.

The Senate voted 54-45 to confirm him, mostly along party lines. Barr, who previously served as attorney general from 1991 to 1993, will succeed Jeff Sessions. Trump pushed Sessions out of office last year after railing against his decision to recuse himself from the Russia investigation.

As the country's chief law enforcement officer, Barr will oversee the remaining work in Mueller's investigation into potential coordination between the Kremlin and the Trump campaign and decide how much Congress and the public know about its conclusion. He'll also take over a department that Trump has publicly assailed, often questioning the integrity and loyalty of those who work there.

Democrats, who largely voted against Barr, said they were concerned about his non-committal stance on making Mueller's report public. Barr promised to be as transparent as possible, but said he takes seriously the Justice Department regulations that dictate Mueller's report should be treated as confidential.

Opponents of Barr also pointed to a memo he wrote to Justice officials before his nomination. In it, he criticized Mueller's investigation for the way it was presumably looking into whether Trump had obstructed justice. Barr wrote that Trump could not have obstructed justice by firing former FBI Director James Comey since it was an action the president was constitutionally entitled to take.

That view has alarmed Democrats, especially since the obstruction inquiry has been central to Mueller's investigation.

"Mr. Barr's views about the power of the president are especially troubling in light of his refusal to commit to making the special counsel's findings and the report publicly available," said California Sen. Dianne Feinstein, the top Democrat on the Judiciary panel. Feinstein said the attorney general should be someone who is "objective, who is clearly committed to protecting the interest of the people, the country and the Constitution."

When Barr is sworn into office this week, he will be tasked with restoring some stability after almost two years of open tension between Trump and Justice officials.

AP PHOTO

Then-nominee William Barr testifies during a Senate Judiciary Committee hearing on Capitol Hill in Washington on Jan. 15.

AP PHOTO

First lady Melania Trump talks with Amani, 13, of Mombasa, Kenya, during her visit to the National Institutes of Health to celebrate Valentine's Day with children at the Children's Inn in Bethesda, Maryland.

First lady makes Valentine's Day art with pediatric patients

By DARLENE SUPERVILLE
Associated Press

BETHESDA, Md. — Melania Trump gave some love to her new city during a Valentine's Day arts-and-crafts session with pediatric patients Thursday.

At a station where the children wrote their "favorite things" on construction paper hearts, the first lady went with "My favorite city is Washington." She signed the heart with her name and stuck it on a board on a wall in the middle of several other hearts.

During the visit to The Children's Inn on the campus of the National Institutes of Health outside Washington, she also helped make candy boxes — and assisted a line of children in filling them up with a variety of sugary treats — and snow globes.

Amani, a 13-year-old boy from Mombasa, Kenya, was responsible for showing her how to turn a wooden clothespin into a colorful clip.

"This is a big project," Mrs. Trump said during the tutorial. Amani has sickle cell disease and is preparing for a bone marrow transplant with marrow donated by his sister, the White House said. The first lady told Amani that she will pray for him. He presented her with a red heart-shaped box that held a silver necklace with "Hope & Faith" inscribed on a silver circle.

He also gave the first lady a bouquet of white roses.

Mixed finish for stock indexes over weak retail sales

By DAMIAN J. TROISE and ALEX VEIGA
AP Business Writers

U.S. stock indexes clawed most of the way back from an early slide Thursday to finish mostly lower, ending a four-day winning streak for the benchmark S&P 500 index.

Losses in banks and retailers and consumer products makers offset gains in health care stocks, technology companies and elsewhere in the market as investors weighed new data showing retail sales slumped in December amid a disappointing holiday shopping season.

The Commerce Department reported that December retail sales posted their biggest drop since September 2009. Separately, the National Retail Federation issued figures showing U.S. holiday season sales were weaker than expected.

The Dow Jones Industrial Average fell 103.88 points, or 0.4 percent, to 25,439.39. The S&P 500 index dropped 7.30 points, or 0.3 percent, to 2,745.73. The Nasdaq composite edged up 6.58 points, or 0.1 percent, to 7,426.95. The Russell 2000 index added 2.16 points, or 0.1 percent, to 1,545.11.

Report finds problems with student loan servicing, oversight

By KEN SWEET
AP Business Writer

NEW YORK — The nine companies and organizations tasked with servicing the accounts of the nation's 30 million student loan borrowers repeatedly failed to do their jobs properly over a period of years and their regulator neglected to hold them responsible, a new report finds.

The report released Thursday by the Department of Education's independent inspector general's office shows some borrowers weren't getting the guidance and protection they needed as they sought the best plan for paying off their student loans. The nation's student loan debt now stands at $1.5 trillion.

The Inspector General's report focused on the operations of Federal Student Aid, a part of the Department of Education that oversees student loans, from January 2015 to September 2017. FSA also oversees student loan servicers, making sure they are in compliance with their contracts with the federal government.

The report found, in many cases, FSA was not holding student loan servicers accountable when they failed to follow the rules. For example, the report says FSA found a problem at a student loan servicer six out of 10 times the regulator did a formal observation, with some servicers having the same issue repeatedly. Instead of ordering changes at the servicers, FSA often let the company off with a slap on the wrist.

"In most cases ... FSA did not take actions stronger than correcting the accounts of those affected (and) rarely did the FSA require the servicer to conduct a full file review," the report said. "FSA also rarely penalizes servicers for recurring noncompliance."

In its response to the inspector general, the FSA disagreed with the report's conclusions but agreed to follow its recommendations.

"We fundamentally disagree with the (Inspector General's) assertion that we do not have processes and procedures in place to ensure loan servicing vendors provide high-quality, compliant service to borrowers," said Liz Hill, a spokeswoman for the Department of Education. "That said, we also are continuously looking for ways to improve."

The federal government does not manage student loans on its own. FSA outsources student loan accounts to a handful of private companies and state-run loan authorities. Navient, Great Lakes Educational Loan Services, Nelnet Servicing and the Pennsylvania Higher Education Assistance Agency are the largest. The companies are paid a monthly fee per account and are responsible for making sure borrowers pay on time, and that the borrower is in the correct repayment plan.

In its report, the inspector general highlighted two recurring problems in particular: Loan servicer representatives failed to inform borrowers of all their repayment options and they miscalculated a borrower's monthly payments under certain types of repayment plans.

"The report makes clear that the issues borrowers have been facing in the student loan market are far more pronounced and more significant than we even realized," said Seth Frotman, president of the Student Borrower Protection Center and a former government official who oversaw student loans at the Consumer Financial Protection Bureau.

AP FILE PHOTO

Students walk on the campus of Miami Dade College, in Miami.

MORE HEADLINE NEWS FROM AROUND THE NATION

Broken pipe puts much of a city under boil-water advisory

DAYTON, Ohio (AP) — A water line broke in one of Ohio's largest cities Thursday, forcing some 100,000 customers to boil their water, closing schools and disrupting diners' Valentine's Day plans.

Crews located the leak early Thursday under the Great Miami River and were working to repair it. There was no word on what caused the break.

As many as 400,000 people initially lost water altogether before authorities located the leak. Distribution sites for bottled water were set up around the city.

Nine of the 16 public school districts in Montgomery County, which encompasses Dayton, closed for the day because of the water system outages and boil advisories.

State environmental officials said they were providing oversight and help with technical issues to the city and making sure state drinking water regulations were followed.

Unclaimed $1.5B prize: South Carolina could be big loser too

COLUMBIA, S.C. (AP) — The winner of a $1.54 billion lottery jackpot in South Carolina has yet to come forward. That means the state of South Carolina might be a big loser too.

Economic officials on Thursday removed the estimated $61 million windfall the winner was expected to pay in state income taxes from tax and other estimates.

That extra money had been included as the governor and lawmakers prepared their spending priorities at the beginning of the year. An extra $61 million could buy new voting machines for the entire state, give a nearly 2 percent raise to all South Carolina teachers or put a police officer in every public school in the state. It is about 0.5 percent of the money lawmakers have control over in the state budget.

One winning ticket in the Oct. 23 Mega Millions drawing was sold at the KC Mart convenience store in Simpsonville, a suburb of Greenville. The winner has 180 days to come forward and claim the $1.54 billion prize paid over 30 years, or a $878 million lump sum.

That deadline runs out in 64 days at 5 p.m. April 19, South Carolina Lottery spokeswoman Holli Armstrong said.

GE to downsize Boston headquarters, reimburse state $87M

BOSTON (AP) — General Electric announced Thursday it will downsize its world headquarters in Boston and will return $87 million that Massachusetts spent as part of an incentives package to lure the company from Connecticut three years ago.

The industrial conglomerate has been restructuring its operations amid sagging profits and other negative developments in recent years.

GE said it was formally dropping plans to build a 12-story office tower on the city's waterfront that was to be the centerpiece of its new global headquarters, and instead sell that parcel of land along with two older, state-owned buildings that were being refurbished for the company.

Following the sale, the company said it would reimburse MassDevelopment for $87 million in "out-of-pocket" expenses.

Prominent art dealer sentenced to prison for tax fraud

NEW YORK (AP) — A prominent New York City art dealer once accused by Alec Baldwin of fraud was sentenced to 2½ years in prison Thursday for evading over $3 million in federal taxes, a crime that left her rejected in some art circles and saying she feels like a pariah.

Mary Boone, 66, dropped her face into open hands as U.S. District Judge Alvin K. Hellerstein announced the sentence in a Manhattan courtroom packed with supporters, many of them artists.

Her lawyer had requested home incarceration at most, saying she may have to close Mary Boone Gallery's two Manhattan addresses.

STOCKS LISTING CHANGE - REQUESTS WELCOME!
Mutual funds listings will run on Saturdays.

The *Sun* Newspaper is tweaking the way stocks are listed in the daily paper. We will continue to run a wide range of stocks, but we're trying to eliminate stocks our readers don't want. If you do not see your stock in the paper, please let us know and we will put it in the listings. Email the name of the company and the symbol to nlane@sun-herald.com, or call 941-206-1138. You can leave the stock name and symbol on voice mail. If you reach voice mail, please leave your contact information so your call can be returned.

DOW	**25,439.39** -103.88	NASDAQ	**7,426.95** +6.58
S&P 500	**2,745.73** -7.30	10-YR T-NOTE	**2.65%** -.05
30-YR T-BOND	**3.01%** -.02	CRUDE OIL	**$54.41** +.51
GOLD	**$1,309.80** -1.00	EURO	**$1.1301** +.0030

Money&Markets

CombinedStocks

From the New York Stock Exchange and the Nasdaq.



S&P 500
Close: 2,745.73
Change: -7.30 (-0.3%)

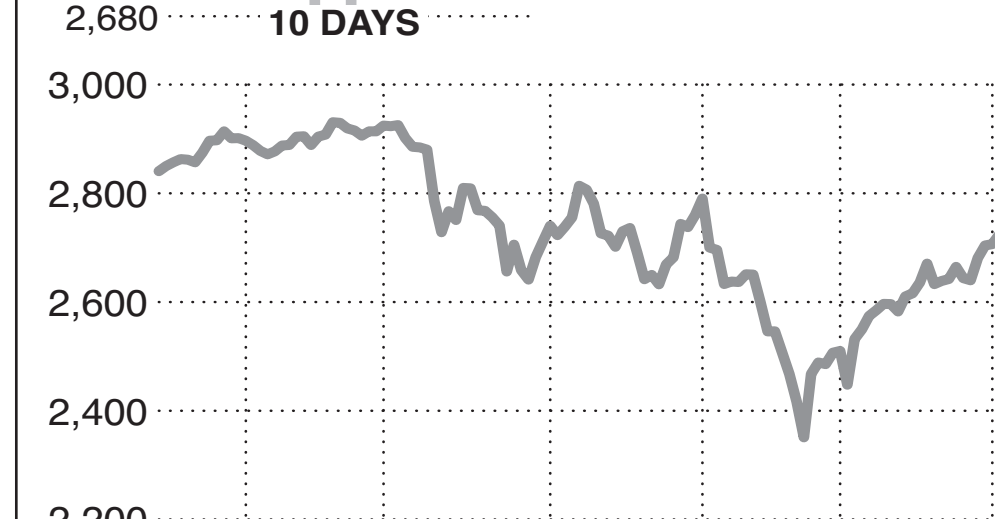



Nasdaq composite
Close: 7,426.95
Change: 6.58 (0.1%)

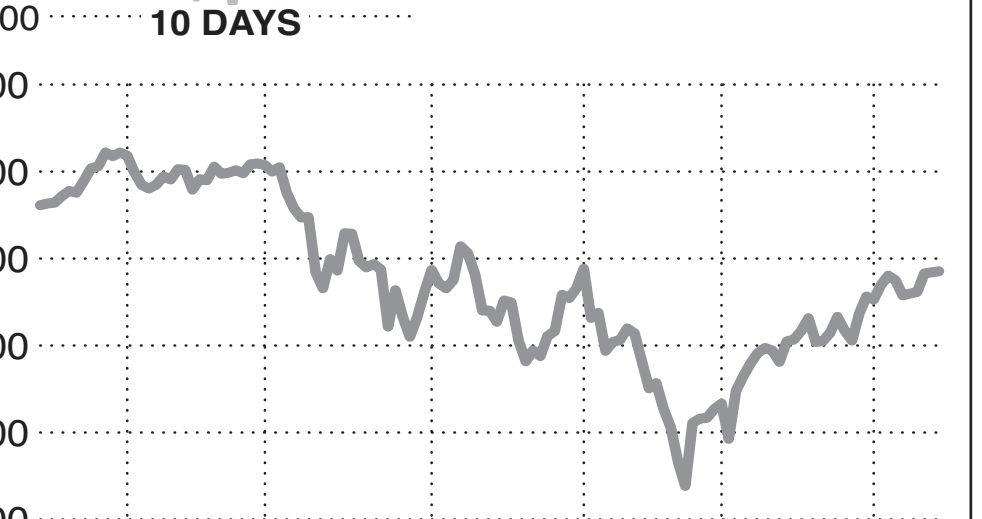

StocksRecap

	NYSE	NASD
Vol. (in mil.)	3,777	2,056
Pvs. Volume	3,623	2,045
Advanced	1462	1449
Declined	1288	1448
New Highs	64	72
New Lows	6	25

	HIGH	LOW	CLOSE	CHG	%CHG	WK	MO	QTR	YTD
DOW	25558.90	25308.09	25439.39	-103.88	-0.41%	▲	▲	▲	+9.05%
DOW Trans.	10572.71	10426.57	10537.63	+40.66	+0.39%	▲	▲	▼	+14.91%
DOW Util.	739.74	733.88	735.43	-1.91	-0.26%	▼	▲	▲	+3.16%
NYSE Comp.	12492.45	12383.33	12440.22	-34.67	-0.28%	▲	▲	▲	+9.37%
NASDAQ	7454.42	7375.71	7426.95	+6.58	+0.09%	▲	▲	▲	+11.93%
S&P 500	2757.90	2731.23	2745.73	-7.30	-0.27%	▲	▲	▲	+9.53%
S&P 400	1899.74	1881.38	1891.66	-1.62	-0.09%	▲	▲	▲	+13.75%
Russell 2000	1551.39	1534.59	1545.11	+2.17	+0.14%	▲	▲	▲	+14.57%
Toronto TSX	15733.13	15608.15	15695.98	+69.25	+0.44%	▼	▲	▲	+9.59%

YTD	Name	Last	Chg
	A-B-C		
+18.0	AES Corp	17.06	+.02
+6.7	AFLAC s	48.60	-.42
+.9	AGNC Inv	17.69	-.04
+32.9	AK Steel	2.99	+.01
+4.4	AT&T Inc	29.79	-.05
+2.3	AbbottLab	73.97	-.41
-12.7	AbbVie	80.52	-.27
+4.8	AberFitc	21.01	-.45
+66.5	AccelrDiag	19.15	-.25
+11.9	Accenture	157.85	-.18
+41.1	Accuray	4.81	-.10
+15.4	Achaogen	1.42	-.17
-2.4	ActivsBliz	45.43	+.86
+29.4	Adient n	19.49	-.26
+15.0	AdobeInc	260.14	-.09
+47.1	Adomani n	.40	+.08
+18.1	AdvEnId	50.72	+.26
+25.3	AMD	23.13	+.28
+13.4	Aecom	30.05	-.08
+6.5	Aegon	4.95	-.22
+20.4	AerCap	47.68	+.17
+18.3	AeroViron	80.36	+1.61
-64.9	AeviGeno	.25	+.03
+14.2	Agilent	77.02	-.23
+18.0	Aircastle	20.35	-.19
+28.5	AlaskCom	1.85	-.03
+4.3	Albemarle	80.42	-1.31
+6.1	Alcoa Cp	28.20	-.85
+29.3	Alexion lf	125.93	+.75
+22.8	Alibaba	168.38	-1.02
+27.0	AllegTch	27.64	-.20
+39.4	AllegiantT	139.74	+1.59
+3.7	Allergan	138.67	-.92
+2.3	Allete	77.95	+1.37
+10.4	AllnceRes	19.14	-.07
+9.2	AlliBern	29.84	-.86
+6.2	AlliantEg s	44.88	-.02
+10.9	AllisonTrn	48.68	-.07
+24.5	AllscriptH	12.00	+.09
+12.8	Allstate	93.23	-.77
+17.3	AllyFincl	26.59	-.22
+13.9	AlnylamP	83.03	-1.36
+8.3	Alphabet C	1121.67	+1.51
+8.1	Alphabet A	1129.20	+.57
-.7	AlpTotDiv	8.49	...
+18.4	Altaba	68.62	-.45
+29.7	Altice n	21.43	+.23
-.5	Altria	49.14	+.14
+8.0	Amazon	1622.65	-17.35
+12.7	Ambarella	39.41	+.17
+5.8	Ameren	69.03	-1.03
+95.4	AmeriHld n	.34	-.01
+18.5	AFMulti	6.66	+.01
+3.1	AMovilL	14.69	+.07
+12.5	AmAirlines	36.11	-.10
+32.4	AmAxle	14.70	+.25
+4.0	AEagleOut	20.10	-.46
+6.2	AEP	79.35	-.20
+11.9	AmExp	106.62	-.94
+14.0	AHm4Rent	22.63	-.11
+2.0	**AmIntlGrp**	**40.19**	**-3.99**
+3.4	AmStsWtr	69.34	+.27
+11.1	AmTower	175.79	+2.09
+7.1	AmWtrWks	97.25	-.19
+17.7	Amerigas	29.78	+.19
+21.8	Ameriprise	127.16	-1.74
+16.2	AmeriBrgn	86.45	+.04
+15.1	Ametek	77.91	-.86
-4.1	Amgen	186.68	-.85
+17.0	AmicusTh	11.21	+.02
+12.5	Amphenol	91.15	-.71
+37.4	Amyris rs	4.59	-.05
-.1	Anadarko	43.80	-.24
+21.7	AnalogDev	104.49	+.07
+9.0	AnglogldA	13.68	+.25
+15.3	ABInBev	75.90	-1.84
+4.5	Annaly	10.26	-.12
+21.1	Antero n	13.54	+.32
-3.4	AnteroRes	9.07	...
+17.3	Anthem	308.17	+2.47
+10.9	Anworth	4.48	-.03
+24.5	Apache	32.67	+.39
+59.8	Aphria n	9.09	-.15
+7.4	ApolloCRE	17.90	-.50
+21.6	ApolloGM	29.85	-.29
+8.3	Apple Inc	170.80	+.62
+24.3	ApldMatl	40.71	-.14
-4.6	ApldOptoel	14.72	-.22
+29.4	Aptiv	79.65	+.13
+4.3	AquaAm	35.65	+.01
+7.7	Aramark	31.20	-.05
+14.8	ArcBest	39.32	+.42
+6.5	ArcelorM rs	22.01	-.51
+16.5	ArchCap s	31.12	-.84
+3.1	ArchDan	42.24	-.16
+164.9	**Arcimoto n**	**7.10**	**+3.70**
+3.7	Arconic	17.49	-.40
+10.1	AresCap	17.15	+.07
...	AresMgmt	22.12	...
+14.3	AristaNetw	240.78	+4.38
-61.5	ArloTc n	3.76	+.16
+54.7	ArrayBio	22.04	+.82
+3.3	ArrisIntl	31.57	+.01
+17.2	ArrowEl	80.84	-.52
-10.0	AscenaRtl	2.26	-.09
+11.2	Ashland	78.89	-.60
+1.8	AspenIns	42.74	+.23
+5.3	**AstraZen s**	**39.98**	**+3.40**
+24.2	AtHomGr n	23.18	+.13
-6.9	AtlanticaYd	18.25	+.62
+3.5	ATMOS	95.96	-.63
+43.1	AuroraC n	7.10	-.15
+13.0	AutoData	148.15	-2.31
+62.2	Avalara n	50.52	-.49
...	Avedro n	12.29	...
-62.1	AVEO Ph h	.61	+.02
+15.7	AveryD	103.95	-.46
+43.3	Avingr nrs	.43	+.02
+24.6	AvisBudg	28.02	+.50
-3.5	Avista	41.01	+.01
+69.7	Avon	2.58	-.32
-10.0	B&G Foods	26.01	-.20
+2.7	B2gold g	3.00	+.07
+14.8	BB&T Cp	49.74	-.72
+8.8	BCE g	43.02	-.03
+22.2	BGC Ptrs	6.32	+.17
+9.0	BHPBil plc	45.64	+.16
+10.4	BP PLC	41.87	-.15
+17.0	BP Pru	25.31	+.40
+9.8	Baidu	174.08	+.26
+19.3	BakHuGE n	25.64	+.51
+6.7	Balchem	83.61	-.48
+19.5	BallCorp s	54.95	-.25
+49.0	BallardPw	3.56	+.16
+15.2	BkofAm	28.39	-.31
+12.2	BkMont g	73.35	-.55
+10.0	BkNYMel	51.77	-.66
+12.2	BkNova g	55.94	-.35
-13.8	BarnesNob	6.11	-.01
+8.9	BarrickGld	12.91	+.09
+38.1	BauschHl	25.50	+.20
+10.1	Baxter s	72.44	-.23
+32.9	BeazerHm	12.60	-.25
+8.5	BectDck	244.51	-.54
+47.2	BedBath	16.66	+.40
-.4	Belmond	24.93	+.03
+13.9	Bemis	52.26	-.29
-.7	BerkH B	202.78	-3.02
+8.5	BerryPlas	51.56	+.12
+12.5	BestBuy	59.57	+.08
+11.2	BigLots	32.16	+.22
+11.4	Biocryst	8.99	+.05
+7.9	Biogen	324.71	+3.17
-8.3	BioPhrmX	.10	-.00
+10.8	BlkHillsCp	69.53	-.35
+15.7	BlKnight n	52.12	+.34
+19.4	BlackBerry	8.49	...
+12.2	BlkHlthSci	40.90	+1.26
+9.6	BlkMuniast	14.10	-.11
+11.4	Blackstone	33.20	-.57
+5.1	BlkstnMtg	33.50	-.69
+50.6	BlinkCh n	2.59	+.11
-4.6	BlockHR	24.20	-.05
+17.7	**BloominBr**	**21.06**	**+1.73**
+27.1	Boeing	409.82	-.76
+10.4	BookingHl	1902.33	-17.64
+17.3	BorgWarn	40.74	+.36
+12.3	BostBeer	270.52	+1.20
+13.0	BostonSci	39.92	+.32
+43.5	Box Inc n	24.23	+.07
+32.1	BoydGm	27.45	-.11
-.2	BrigStrat	13.06	+.02
+2.2	Brinker	44.94	+.17
-2.2	BrMySq	50.83	-.15
-46.1	BristowGp	1.31	+.11
+14.0	BritATob s	36.33	+.27
+22.2	BrixmorP	17.95	+.08
+10.7	BroadcInc	281.50	+.18
+3.4	**Brookdale**	**6.93**	**-1.19**
+12.1	BrkfdAs g s	42.99	-.13
+16.3	BrkfInfra s	40.16	-.26
+7.7	Brunswick	50.03	+.99
+13.0	Buckeye	32.77	+.42
+19.8	CBL Asc	2.30	+.04
+23.6	CBRE Grp	49.48	+.24
+12.3	CBS B	49.10	+.67
-2.2	CF Inds s	42.54	+.20
-5.7	CME Grp	177.40	-3.00
+5.7	CMS Eng	52.50	-.28
+14.5	CNH Indl	10.55	-.08
-13.0	CNX Resc	9.93	-.12
+15.3	CSX	71.63	+.50
+3.3	CVS Health	67.69	-.10
+10.6	CabotO&G	24.72	+.13
+18.8	Cadence	51.66	+.30
+38.4	CaesarsEnt	9.40	...
+2.9	Cal-Maine	43.51	-.60
+17.0	CalaCvHi	11.00	-.03
+9.1	CalAmp	14.20	-.52
+18.5	CalifRes rs	20.19	+.66
+6.7	CalifWtr	50.85	+.02
+4.1	CallGolf	15.92	...
+20.2	CallonPet	7.80	+.19
+40.3	CalumetSp	3.10	...
+12.0	CamdenPT	98.61	-.16
+4.4	CampSp	34.45	-.21
+17.9	**CdaGoose n**	**51.53**	**-7.66**
+13.0	CIBC g	84.24	-.22
+11.6	CdnNR gs	82.74	+1.14
+10.4	CdnNRs gs	26.65	-.09
+71.6	CanopyGr n	46.12	+.07
+5.3	CapOne	79.61	-.38
-7.5	**CapSenL**	**6.29**	**-.52**
+18.4	CapriHld	44.89	-.22
+18.3	CapsteadM	7.89	+.02
+33.4	CpstnTur rs	.80	+.01
+24.4	CardnlHlth	55.50	+.45
-2.5	CarMax	61.16	-.20
+15.8	Carnival	57.10	+.05
+26.7	CarpTech	45.12	-.47
+7.9	Carrizo	12.18	+.26
+4.4	Caterpillar	132.62	-.48
+8.9	CedarF	51.53	-.37
+41.5	Celgene	90.68	+.94
+18.9	CenovusE	8.36	+.02
...	Centene s	63.96	+.27
+13.9	CntRsDvA	12.55	+.25
+9.2	CenterPnt	30.83	+.07
-15.6	**CntryLink**	**12.78**	**-1.92**
+27.8	CeragonN	4.83	+.31
+8.3	Cerner	56.80	-.13
+22.7	ChemFinl	44.91	-.38
+37.1	Chemours n	38.69	-.06
+19.5	ChesEng	2.51	+.02
+8.6	Chevron	118.16	-.22
-2.0	Chicos	5.51	-.17
+4.0	Chimera rs	18.53	-.22
+21.3	ChinaSoAir	36.83	+1.19
+40.0	Chipotle	604.43	+4.81
+1.2	ChubbLtd	130.72	-1.79
-2.1	ChurchDwt s	64.35	-.24
+17.1	CienaCorp	39.71	+.61
+6.9	Cigna	192.22	+3.42
+8.5	CinnFin	83.99	-.51
+18.1	Cirrus	39.18	+.52
+11.7	Cisco	48.40	+.90
+19.9	Citigroup	62.42	-.62
+20.8	CitizFincl	35.90	-.41
+3.7	CitrixSy s	106.20	+1.19
+10.5	CleanEngy	1.90	+.02
+44.9	ClearsBio n	1.55	+.11
-19.0	**ClearwEn A**	**13.71**	**+.83**
-18.0	**ClearwEn C**	**14.15**	**+.75**
+46.2	ClevCliffs	11.24	-.23
+1.4	Clorox	156.35	+.04
+61.5	CloudPeak	.59	+.00
+24.3	Cloudera n	13.75	+.02
-3.7	**CocaCola**	**45.59**	**-4.20**
+2.1	CocaCEur n	46.79	-.66
+13.4	Coeur	5.07	+.11
+26.4	Cognex s	48.87	-.50
+19.3	CohStQIR	12.36	+.04
+12.9	CohStSelPf	26.84	+.05
+24.2	Colfax	25.95	-.22
+10.0	ColgPalm	65.45	-.49
+9.4	Comcast s	37.26	+.23
+21.8	Comerica	83.66	-.81
+35.4	CommScpe	22.19	-.13
+6.5	CmtyBkSy	62.07	-.74
+27.0	CompssMn	52.94	-.63
+7.8	CmpTask	4.40	+.14
+10.7	Comtech	26.95	+.49
+11.0	ConAgra	23.72	+.17
+2.4	ConnWtrSv	68.48	+.07
+10.8	ConocoPhil	69.10	+1.32
+1.3	**ConsolCom**	**10.01**	**-.74**
+2.1	ConEd	78.04	+.21
+8.2	ConstellA	173.96	-.81
+12.4	ContlRescs	45.16	-.98
+3.3	CooperTire	33.39	+.08
+38.0	CorMedix	1.78	-.69
+13.8	CorOnDem	57.40	+1.41
+11.7	Corning	33.73	-.31
+22.9	CorpOffP	25.85	+.36
+5.0	Costco	213.84	+1.04
+68.9	Coty	11.08	-.09
+18.4	CousPrp	9.35	+.02
-13.0	Covetrus n	36.56	-1.18
+6.6	CrackerB	170.34	+1.27
+17.9	CrestEq rs	32.90	+.30
+6.3	Crocs	27.62	+.58
+100.4	CronosGp n	20.82	+.37
+27.9	CrownHold	53.15	-1.20
+13.3	Cummins	151.39	-1.32
+23.4	CybrOpt	21.76	+.26
+40.4	**CyberArk**	**104.06**	**+17.68**
+23.7	CypSemi	15.73	+.07
	D-E-F		
+3.6	DHT Hldgs	4.06	-.01
+7.9	DNP Selct	11.22	+.05
+14.8	DR Horton	39.80	-.37
+8.1	DTE	119.21	-.14
+22.8	DXC Tch n	65.29	-1.91
+27.0	DanaInc	17.31	+.25
+7.0	Danaher	110.36	-.86
+12.1	Darden	111.90	+.26
+12.0	DarlingIng	21.54	+.44
+12.9	DaVita Inc	58.09	+.17
+22.3	DeanFoods	4.66	...
+8.9	Deere	162.42	-.28
+11.3	Dell C n	54.38	+.43
+1.2	DeltaAir	50.48	+.07
+21.6	DenburyR	2.08	+.16
+5.3	Dermira	7.57	+.33
+2.3	DeutschBk	8.34	-.20
+21.3	DevonE	27.33	+.42
+9.3	Diageo	155.00	-.91
+1.7	DiamOffsh	9.60	+.07
+16.4	DiamRk	10.57	-.05
+12.0	DiambkEn	103.83	+2.81
-3.5	DianaShip	3.07	-.05
+16.6	DicksSptg	36.37	-.56
+197.6	Diebold	7.41	+.15
+32.1	DigiIntl	13.33	+.07
+6.8	DigitalRlt	113.81	+1.62
+63.4	DigitlTurb	2.99	+.10
+12.0	Dillards	67.55	+.03
+25.9	**Diodes**	**40.63**	**+3.23**
+18.2	Discover	69.69	-.49
+16.3	DiscIncA	28.77	+.45
+17.8	DiscIncC	27.19	+.47
+18.9	DishNetw h	29.70	+.84
+.9	Disney	110.66	+.46
+33.1	DocuSign n	53.33	-.32
+9.7	DollarGen	118.52	-.38
+9.1	DollarTree	98.53	-.03
+2.0	DomEngy	72.90	-.35
+15.8	Dominos	287.18	-1.62
+45.9	Domtar g	51.27	-.23
+14.0	Donaldson	49.46	-.11
-1.5	DowDuPnt	52.66	-.48
+8.2	DryStrt	7.77	+.03
+26.2	Dropbox n	25.78	+.33
+1.6	DufPUC	8.35	+.01
+1.8	DukeEngy	87.82	-.84
+14.6	DukeRlty	29.69	...
+9.0	Dunkin	69.87	+.63
+6.1	E-Trade	46.56	-.72
+29.4	eBay s	36.32	+.06
+11.2	EOG Rescs	96.96	+.21
-3.7	**EQT Corp**	**18.20**	**-.98**
+40.1	ETF M AIH	34.94	+.01
+12.4	Eaton	77.20	-.47
+12.2	EV EEq2	16.46	-.06
+6.0	EVTxMGlo	7.91	-.04
+9.7	Ecolab	161.61	-1.04
+6.6	EdisonInt	60.52	+.11
+15.0	EdwLfSci s	176.12	-.11
+9.6	8x8 Inc	19.78	+.03
-6.9	ElancoAn n	29.34	-.08
+351.6	ElecVeh n	4.81	+.48
+33.4	ElectArts	105.25	+3.00
+6.6	ElementSol	11.01	-.36
+4.3	EliLilly	120.75	+1.75
+57.2	EllieMae	98.75	-.15
+4.4	ElmiraSB	18.21	-.45
+68.8	EmergeES	2.60	+.07
+11.3	EmersonEl	66.48	-1.44
...	EnbrdgEPt	10.43	...
+14.9	Enbridge	35.70	-.21
+13.1	EnCana g	6.54	+.14
+52.3	**Energous**	**8.82**	**+.46**
+13.6	EgyTrnsfr	15.01	+.19
+7.5	Enerpls g	8.34	+.10
+16.0	EnLinkLLC	11.01	+.15
+9.5	Ennis Inc	21.08	-.06
+26.1	ENSCO	4.49	+.01
-61.3	EnSync	.07	-.01
+22.6	Entegris	34.21	+.30
+4.2	Entergy	89.69	+.33
+14.7	EntProdPt	28.20	+.14
+17.0	Equifax	108.93	+.43
+19.3	**Equinix**	**420.59**	**+28.68**
-2.5	EquitMid n	19.52	+.27
+13.6	Etsy n	54.06	-.98
+2.9	Evergy	58.42	-.03
+7.8	EversrceE	70.10	+.04
+30.6	EvineLve h	.52	-.01
-17.8	EvolentH n	16.39	-.81
+39.7	ExactSci h	88.12	-1.15
+7.0	ExantasCap	10.72	-.10
+13.4	Exelixis	22.30	+.25
+6.1	Exelon	47.86	-.04
+12.5	Expedia h	126.76	-.70
+1.8	Express	5.20	-.14
+12.6	ExtendStay	17.46	+.18
-14.5	ExtrOilGs n	3.67	+.14
+25.9	ExtrmNet	7.68	+.18
+11.8	ExxonMbl	76.27	+.02
+22.2	FNBCp PA	12.02	-.08
+25.1	Facebook	163.95	-.12
+19.3	Fastenal	62.37	-.64
+14.0	FedExCp	183.92	-1.70
-6.5	FedNatHld	18.63	-.09
+13.7	FedRlty	134.22	-1.36
+4.9	FedInvst	27.84	+.01
+25.8	Ferrari n	125.06	-.19
+159.8	Ferrellgs	1.39	+.12
+28.9	Ferrogl n	2.05	-.32
+1.5	FiatChrys	14.67	...
+13.0	FidlNatFn	35.52	-.91
+3.7	FidNatInfo	106.30	-.49
+25.0	FidusInvst	14.61	+.13
+12.7	FifthThird	26.52	-.25
+8.3	FireEye	17.55	+.59
+48.0	FstData n	25.03	+.02
+16.0	FstHorizon	15.27	-.28
+2.7	FMajSilv g	6.05	+.13
+20.2	FstSolar	51.02	+.38
+5.1	FirstEngy	39.45	-.06
+14.8	Fiserv s	84.35	-.04
+30.2	Fitbit n	6.47	+.02
+10.9	FlrtyTotR	19.09	+.09
+34.4	Flex Ltd	10.23	-.01
+12.3	FlowrsFds	20.74	+.11
+10.8	Fluor	35.69	-.43
+10.8	FootLockr	58.94	+.79
+10.1	FordM	8.42	+.01
+18.9	Fortive n	80.45	+.01
+23.8	FBHmSec	47.04	-.40
-3.1	Fossil Grp	15.25	-.52
+6.8	FrankRes	31.67	+.05
+17.9	FrptMcM	12.16	-.13
-.4	Frontr rs	2.37	+.04
-.9	FuelCell rs	.55	+.06
	G-H-I		
+55.3	GW Pharm	151.29	+1.07
+14.2	GabDvInc	20.90	+.09
+16.9	GabMultT	8.25	+.10
+8.6	GabUtil	6.45	-.03
-10.2	GameStop	11.33	-.14
+16.1	Gam&Lsr n	37.51	-.09
-3.3	Gap	24.92	-.19
+24.0	GardDnv n	25.36	+.06
+12.7	Garmin	71.39	-.01
+5.0	Generac	52.18	+1.02
+12.2	GAInv	31.90	...
+9.5	GenDynam	172.10	-1.38
+32.6	GenElec	10.04	-.33
+14.4	GenMills	44.53	+.06
+16.3	GenMotors	38.89	-.11
+15.8	GenesisEn	21.38	+.41
-2.2	Gentex	19.77	-.11
+10.1	GenuPrt	105.69	-.27
-2.4	Genworth	4.55	-.04
+16.4	GeoGrp s	22.93	-.17
+42.0	GeronCp	1.42	-.02
+6.1	GileadSci	66.37	+.43
+6.9	GlaxoSKln	40.86	+.49
-6.3	Globalstar	.60	+.02
+8.3	GlobusMed	46.89	+.60
+18.1	GluMobile	9.53	+.17
+8.6	GoDaddy n	71.25	-.25
+25.8	Gogo	3.76	+.15
+10.3	Goldcrp g	10.81	+.04
+15.3	GoldmanS	192.53	-2.16
-9.6	Goodyear	18.46	-.17
+36.6	GoPro	5.79	+.18
+4.5	**Gossamr n**	**18.75**	**+1.17**
...	GovPrpIT rs	27.48	...
+15.9	vjGrace	75.20	-.28
+8.8	GranTrra g	2.36	+.10
+17.6	GraphPkg	12.51	-.13
+6.2	Greif A	39.40	-.39
+74.0	GrdsmHld n	3.88	+.73
+2.7	Griffin	32.76	-.57
+11.9	Groupon	3.58	+.06
+13.7	GuangRy	21.25	+.05
+15.9	Guidewire	93.00	+.37
+17.7	GulfportE	7.71	-.03
+35.7	H&E Eqp	27.70	-.16
+10.8	HCP Inc	30.94	+.19
+15.9	HD Supply	43.47	+.13
+13.5	HP Inc	23.23	-.09
+3.1	HSBC	42.37	+.04
+10.0	HainCels lf	17.45	-.34
+5.9	HalconRs n	1.80	+.13
+18.9	Hallibrtn	31.60	+.20
+49.3	Hanesbds s	18.71	-.11
...	HanoverIns	116.73	-1.37
+7.5	HarleyD	36.68	+.18
+14.4	Harmonic	5.40	+.08
+20.5	HarrisCorp	162.24	+.28
+7.0	Harsco	21.26	-.24
+8.5	HartfdFn	48.24	-.50
+2.9	HawaiiEl	37.68	+.11
-1.4	HlthCSvc	39.60	-.42
+9.3	HeclaM	2.58	+.03
+1.3	HSchein s	62.37	+.28
+4.4	Hersha rs	18.32	-.11
+1.0	Hershey	108.20	-.94
+25.1	HertzGl	17.08	+.14
+40.9	Hess	57.07	+1.07
+21.0	HP Ent n	15.99	-.06
+4.8	HilltopH	18.69	-.06
+11.6	Hilton	80.16	+.79
+14.0	HimaxTch	3.91	+.04
+50.0	Histogen h	.13	-.00
+11.6	HollyFront	57.05	+.88
+9.2	HomeDp	187.71	-.70
+3.3	Honda	27.32	+.30
+13.9	HonwllIntl	150.52	-.96
+.9	Hormel s	43.05	-.45
+13.8	HospPT	27.17	-.18
+10.0	HostHotls	18.34	-.02
+.3	HuanPwr	25.08	+.35
+16.6	Hubbell	115.85	-1.04
+32.2	HubSpot	166.17	-5.70
+5.3	Humana	301.56	+2.21
+14.8	HuntBncsh	13.69	-.20
+12.7	HuntgtnIng	214.48	-1.51
+19.0	Huntsmn	22.96	+.37
-5.7	IAMGld g	3.47	+.06
+11.2	IdexxLab s	206.94	-3.45
+14.4	ING	12.19	-.13
+47.9	IQIYI n	22.00	+.40
+21.5	**IQVIA Hldg**	**141.13**	**+9.31**
+7.9	iShSelDiv	96.38	-.45
+14.3	iShNsdBio s	110.22	+.47
+6.6	iShCorHiDv	89.96	-.55
+5.1	iShUSPfd	35.96	-.03
+148.8	IconixBrnd	.21	+.02
+4.9	Idacorp	97.60	+.43
+9.5	ITW	138.75	-1.07
+14.4	ImunoGn	5.49	+.03
-1.8	Imunmd	14.01	-.29
+31.2	Incyte	83.42	+2.36
+6.1	IndBkMI	22.30	-.10
+20.3	Infinera	4.80	+.06
+13.4	IngerRd	103.50	-1.09
+1.9	Ingredion	93.14	+.05
-15.6	Innoviva	14.73	+.47
-7.8	InovioPhm	3.69	-.99
+8.3	Intel	50.81	+.34
+10.3	InterceptP	111.20	+.85
+.8	IntcntlExc s	75.95	-.73
+20.1	IBM	136.48	-1.04
-1.2	**IntFlav**	**132.66**	**-12.56**
+12.6	IntlGmeT n	16.47	-.37
+15.2	IntPap	46.50	-.26
+11.6	Interpublic	23.03	+.33
+46.5	IntPotash	3.81	+.08
+11.9	IntSurg s	536.08	+2.61
+100.2	**Invacare**	**8.61**	**+3.29**
+9.1	Invesco	18.27	-.20
+20.3	InvestBncp	12.51	-.22
+44.1	Invitae n	15.94	+.29
+13.3	InvitHm n	22.75	-.18
+8.9	IonisPhm	58.87	-1.68
+8.8	IronMtn	35.27	-.57
+34.4	**IronwdPh**	**13.92**	**-.83**
	J-K-L		
+4.9	JPMorgCh	102.42	-.67
+14.5	Jabil	28.39	+.13
+2.6	**JackInBox**	**79.61**	**-4.44**
+16.1	JacobsEng	67.89	-.37
+38.1	JkksPac	2.03	+.06
+17.2	JeffrFn	20.35	-.16
+12.6	JetBlue	18.08	+.03
+4.1	JohnJn	134.31	-.14
+16.9	JohnContl n	34.65	-.18
+.2	JnprNtwk	26.96	+.23
+18.7	KB Home	22.67	+.02
+18.1	KBR Inc	17.93	-.06
+19.2	KKR	23.39	-.11
+19.7	KLA Tnc	107.14	+.01
+9.9	KC Southn	104.90	+.62
-.8	Kellogg	56.58	-.38
+8.9	KeurDrPep	27.93	-.49
+15.2	Keycorp	17.02	-.16
+27.3	Keysight	79.02	+.12
+2.6	KimbClk	116.85	+.76
+20.7	Kimco	17.68	-.13
+22.8	KindMorg	18.88	+.14
+.6	Kinross g	3.26	+.05
+35.7	KnSwftT rs	34.01	+.52
-.5	Kohls	66.03	-.48
+10.0	KraftHnz n	47.34	-.30
+20.3	KratosDef	16.95	...
+5.3	Kroger s	28.96	+.14
+10.9	Kulicke	22.47	+.36
+6.2	L Brands	27.27	-.16
+20.4	L-3 Tch	209.04	+.20
+11.5	LKQ Corp	26.46	-.29
+13.0	LTC Prp	47.09	+.53
+33.2	LamResrch	181.33	+.32
-6.2	LambWst n	68.97	+.41
+13.8	Landstar	108.92	+1.04
+88.5	Lannett	9.35	+.35
+6.4	LaredoPet	3.85	+.06
+14.1	LVSands	59.37	-1.00
+66.2	**Lattice**	**11.50**	**+.90**
-.7	Lazard	36.65	-1.41
+23.8	LeggPlat	44.38	+.14
+23.2	LennarA	48.24	+.07
+16.8	LexRltyTr	9.59	+.05
+12.3	LbtyASE	6.04	+.02
+16.7	LibtyGlobC	24.08	+.31
+13.4	LibtProp	47.48	+.10
+10.7	LincElec	87.30	-2.92
+6.7	Linde	166.50	-.88
+15.0	LockhdM	301.00	-3.42
+.8	Loews	45.88	-.89
+19.8	LaPac	26.62	...
+9.9	Lowes	101.51	+.05
+8.9	Lumentm n	45.75	+.23
+3.8	LyonBas A	86.32	+.27
	M-N-O		
+18.2	M&T Bk	169.14	-1.48
+8.5	MBIA	9.68	-.18
+9.4	MDC	28.47	-.67
+10.1	MDU Res	26.25	+.01
+9.9	MFA Fncl	7.34	-.05
+20.3	MGIC Inv	12.58	-.10
+12.8	**MGM Rsts**	**27.37**	**-1.86**
+13.0	MPLX LP	34.23	+.28
+8.9	MVC Cap	8.94	-.02
+19.1	Macquarie	43.55	+.39
-15.6	Macys	25.14	-.10
+3.6	MagellMid	59.12	+.21
+13.2	Magna g s	51.46	+.39
+31.1	MannKd rs	1.39	-.05
+13.0	Manulife g	16.04	+.24
+17.9	**MarathnO**	**16.91**	**+1.36**
+8.5	MarathPt s	64.04	+.39
+9.3	MAR	118.62	-.24
+9.1	MartMM	187.49	+7.07
+19.9	**MartinMid**	**12.33**	**-1.04**
+18.5	MarvellTch	19.19	-.10
+27.4	Masco	37.25	+.07
+16.5	MasterCrd	219.81	-.73
+69.3	Mattel	16.91	-.16
+1.3	MatthInt	41.15	-.53
+9.7	MaximIntg	55.79	+.33
+128.5	MaxwellT	4.73	+.02
-23.4	McClatch rs	5.86	-.26
-8.5	McCorm	127.40	-1.19
+8.9	McDerl rs	7.12	+.30
-1.0	McDnlds	175.87	+1.72
+21.7	McKesson	134.39	+.22
+14.0	MedProp	18.33	-.03
+14.7	MedleyCap	3.05	-.07
+8.5	Mednax	35.80	+.68
+.3	Medtrnic	91.23	+.56
+3.3	Merck	78.94	-.08
+1.9	MercGn	52.68	-1.71
+5.8	Meredith	54.97	-.78
+24.5	Meritor	21.05	+.03
+6.7	MetLife	43.80	-.42
-3.6	Michaels	13.05	-.01
+26.0	Microchp	90.60	-.59
+33.1	MicronT	42.23	+.55
+5.2	Microsoft	106.90	+.09
+78.8	Microvisn	1.08	+.04
+20.8	Middleby	124.06	-.58
+3.6	MdsxWatr	55.27	-.27
+22.2	MHowHiInc	11.65	+.07
+7.2	MitsuUFJ	5.22	-.04
+6.6	MolsCoorB	59.84	+.16
+18.2	Mondelez	47.32	-.29
+19.1	MonstrBv s	58.63	-.68
+20.1	Moog A	93.08	+.68
+2.7	MorgStan	40.72	-.47
+9.3	Mosaic	31.94	-.12
+25.3	MoSys rs	.21	-.01
-57.4	MotifBio n	2.81	-7.26
+19.3	MotrlaSolu	137.19	-.45
+23.2	MurphO	28.82	+.58
+15.0	Mylan NV	31.52	+.27
-14.0	**MyoKard n**	**42.00**	**+2.77**
+17.2	NCR Corp	27.06	-.51
+37.5	NGL EnPt	13.19	+.20
+7.6	NRG Egy	42.61	+.06
+25.2	NXP Semi	91.75	-.13
+56.0	Nabors	3.12	+.07
+14.0	NatFuGas	58.35	+.19
+13.3	NatGrid	54.36	-.04
+10.2	NtHlthInv	83.23	+.66
+13.0	NOilVarco	29.03	-.48
+9.0	NatPresto	127.46	-.06
+29.7	NektarTh	42.62	+.37
+9.8	Neogen s	62.57	+.46
+6.7	**NetApp**	**63.66**	**-3.69**
+34.2	Netflix s	359.07	+7.30
+26.9	NewAgeB n	6.60	-.02
+21.7	NwGold g	.92	-.32
+1.5	NJ Rscs s	46.34	+.18
+16.0	NewMedia	13.42	+.01
+40.6	NewOriEd	77.07	-1.67
+19.8	NewResid	17.03	-.06
+26.6	NY CmtyB	11.91	-.15
+7.0	NYMtgTr	6.30	-.03
+43.4	NY Times	31.96	+.59
+16.7	NewellBr	21.69	+.04
-4.4	NewmtM	33.11	-.12
+10.1	NewsCpA	12.50	+.06
+5.1	NextEraEn	182.61	-.24
+5.6	NiSource s	26.78	+.01
+11.8	Nielsen plc	26.08	+.03
+14.2	NikeB s	84.68	-.72
+17.6	NobleCorp	3.08	+.06
+17.3	NobleEngy	22.01	+.12
+8.2	NokiaCp	6.30	-.02
+10.0	NordicAm	2.20	+.07
-5.8	Nordstrm	43.90	-.71
+21.5	NorflkSo	181.73	+.78
+11.5	NthnO&G	2.52	+.10
+14.6	NorthropG	280.60	-2.70
+17.6	NStREur n	17.10	-.39
+6.2	NwstBcsh	17.99	-.03
+3.7	Novartis	89.02	+.19
+19.6	Novavax	2.20	...
+8.1	NovoNord	49.78	+.69
+24.3	**NOW Inc**	**14.47**	**+.81**
+3.5	**NuSkin**	**63.45**	**-6.05**
+15.3	Nucor	59.73	-1.52
+6.1	NuvDivA	13.30	+.07
+7.6	Nv AMT-Fr	15.90	+.03
+7.3	NvPfdInco	8.95	+.01
+7.7	NuvEqtP	13.00	-.07
+15.8	Nvidia	154.53	+1.65
+1.9	NxStageMd	29.17	...
+6.3	OGE Engy	41.64	-.03
+24.3	OaktrSpL	5.26	+.01
+10.2	OaktStInco	8.54	+.01
+7.1	OasisPet	5.92	+.05
+8.5	OcciPet	66.57	+.72
+33.2	Oceaneerg	16.12	+.66
+12.0	OceanFst	25.20	-.12
+29.1	OfficeDpt	3.33	-.04
+20.5	OilStates	17.21	-.37
+11.1	OldNBcp	17.11	-.16
+.6	OldRepub	20.69	-.13
+26.9	Olin	25.51	-.25
+4.5	OmegaHlt	36.73	+.54
+28.8	**Omeros**	**14.35**	**+1.26**
+1.4	Omnicom	74.28	+.79
+38.8	OnSmcnd	22.91	-.02
+23.6	ONEOK	66.68	+.60
-7.3	OpkoHlth	2.79	+.02
+14.0	Oracle	51.48	+.06
+10.8	Orbotch	62.66	+.07
+10.8	Organovo	1.06	-.02
+21.4	OrthoMed	63.70	+1.12
+26.8	OshkoshCp	77.75	-.82
-1.1	OtterTail	49.11	-.07
+98.1	OutlookTh	1.28	+.25
+41.2	Overstk	19.17	+.47
+19.3	OwensMin	7.55	-.04
	P-Q-R		
+7.1	PBF Engy	34.98	-1.12
-34.9	PG&E Cp	15.47	+.26
+11.0	PGT Inc	17.59	-.17
+3.2	PNC	120.61	-.87
+4.8	PNM Res	43.06	+.09
+7.1	POSCO	58.86	-.33
+4.9	PPG s	107.26	-.63
+7.8	PPL Corp	30.55	-.36
+9.8	PTC Inc	90.99	+.64
+17.0	Paccar	66.87	-.56
+24.8	Pagsegur n	23.38	-.01
+19.5	PaloAltNet	225.16	+3.00
+15.8	ParamtGp	14.54	-.38
+13.4	ParkerHan	169.07	-2.30
+15.5	ParsleyEn	18.45	+.23
+33.0	PattUTI	13.77	+.19
+15.4	Paychex	75.17	-.08
+12.3	PayPal n	94.42	+.41
+22.3	Pembina g	36.28	+.31
+30.0	PnnNtGm	24.48	-.07
+10.7	PennantPk	7.05	...
+32.7	Penney	1.38	+.01
+13.6	**PennaRE**	**6.75**	**-.45**
+7.4	PennyMac	20.00	-.50
+7.3	Penske	43.27	+.08
+10.7	Pentair	41.83	-.40
+17.5	PeopUtdF	16.95	-.14
+1.9	PepsiCo	112.59	-1.53
+18.8	PerkElm	93.35	-.42
+25.4	Perrigo	48.60	+.28
+19.9	Perspecta n	20.64	+.42
-3.8	Pfizer	41.97	+.27
+22.6	PhilipMor	81.85	+.55
+11.7	PhilipsNV	39.21	+.13
+11.0	Phillips66	95.65	-.47
+22.2	Phill66LP	51.47	+.76
+25.7	PilgrimsP	19.49	-.94
+7.0	PimDyInco	31.22	-.46
+7.3	PimIncStr2	10.23	-.05
+20.5	Pinduodou n	27.03	+.02
+5.1	PinWst	89.54	+.03
+8.8	PioNtrl	143.08	-2.87
+18.3	PitnyBw	6.99	+.02
+23.7	**PivotSft n**	**20.22**	**+.99**
+20.1	PlainsAAP	24.06	+.26
+34.7	PlugPowr h	1.67	+.27
+32.4	PlurIsght n	31.19	-.42
+11.4	Polaris	85.42	+.44
+11.9	PolyOne	31.99	-.14
+31.8	Precipio n	.20	+.03
+39.7	PrecDrill	2.43	+.31
-10.5	Pretium g	7.56	+.15
+10.6	PrinFncl	48.85	-.36
+7.2	ProAssur	43.48	-.13
+20.7	ProLogis	70.85	+.03
+7.1	ProctGam	98.46	-.78
+17.2	ProgsvCp	70.71	-.09
+2.4	ProspctCap	6.46	-.03
+27.8	Proteos n	4.14	+.21
+12.4	Prudentl	91.68	-2.19
+7.5	PSEG	55.93	-.06
+2.8	PubStrg	208.15	+.19
-56.0	Pulmatr rs	1.06	+.25
+3.5	PulteGrp	26.91	-.28
+18.3	PureStrg n	19.02	-.01
+8.2	PMMI	7.27	-.01
+6.8	PPrIT	5.01	...
+92.0	PyxusInt	22.77	+.34
+46.4	QEP Res	8.24	+.16
+10.9	QIAGEN	38.19	+.64
+6.5	Qorvo	64.67	-.23
-9.4	Qualcom	51.57	-.02
+17.7	QuantaSvc	35.43	-.17
+2.7	QstDiag	85.50	-4.38
-13.4	QuinStreet	14.06	+.27
+12.3	QuratRet A	21.92	+.09
+14.8	RLJ LodgT	18.83	-.14
-2.0	RPM	57.59	-.03
+19.6	RadianGrp	19.57	-.24
+18.7	RLauren	122.79	-.45
+8.5	RangeRs	10.38	-.01
+6.8	RavenInds	38.64	+.29
+9.6	RJamesFn	81.17	-.64
+2.5	Rayonier	28.38	-.25
+18.1	Raytheon	181.13	+.19
-16.4	RealGSol h	.44	-.04
+10.7	RltyInco	69.78	+.20
+4.8	RedwdTr	15.80	-.12
-18.5	Reebonz	1.70	+.40
+11.1	Regenrn	414.97	+2.88
+15.9	RegionsFn	15.51	-.08
+17.6	RelStlAl	83.72	-.46
+11.5	Replgn	58.82	+.36
+6.2	RepubSvc	76.55	-.67
+22.0	RestBrnds	63.83	-.63
+12.1	RetailOpp	17.80	-.17
+17.5	RetailProp	12.75	-.07
+73.0	ReWalkRob	.30	-.04
+17.9	Rexnord	27.05	-.05
+10.7	RiteAid	.78	-.01
+4.0	RoadrnTrn	.52	-.01
+17.2	RockwlAut	176.41	-.41
+30.8	Rogers	129.61	-3.05
+66.4	Roku n	50.97	+.77
+9.9	Rollins s	39.68	+.31
+14.9	Roper	306.12	-3.22
+12.1	RossStrs s	93.29	-1.35
+10.6	RoyalBk g	75.79	-.28
+19.9	RylCarb	117.22	-.62
+6.6	RoyDShllB	63.87	-.15
+6.6	RoyDShllA	62.10	-.01
+15.6	RoyceMC	8.58	...
+32.3	**Ryder**	**63.70**	**+3.18**
	S-T-U		
+5.5	S&T Bcp	39.92	-.11
+15.0	SLGreen	90.97	-1.30
+36.0	SLM Cp	11.30	+.02
+21.8	SM Energy	18.85	-.17
-7.0	SRC Eng	4.37	+.18
+24.9	SS&C Tch s	56.34	+.90
-3.4	**SVMK n**	**11.85**	**-2.21**
+14.0	SabnR	42.50	+.99
+1.5	**SabreCorp**	**21.96**	**-1.27**
+23.5	Saia Inc	68.93	+1.08
+36.4	SailptTch n	32.05	+.93
+20.5	StJoe	15.87	-.06
+16.4	Salesforce	159.47	-.93
+9.6	SallyBty	18.69	+.19
-10.0	SJuanB	4.32	+.03
-4.3	Sanofi	41.56	-.06
+22.3	Schlmbrg	44.14	-.28
+9.1	Schwab	45.29	-.69
...	**ScorpTk rs**	**19.39**	**+1.55**
+41.3	Sea Ltd n	16.00	+.12
+18.6	SeagateT	45.77	+.03
+20.8	SealAir	42.10	-.11
+15.8	Seaspan	9.07	+.18
+12.3	SeaWorld	24.80	-.02
+5.4	SempraEn	114.05	-.19
+19.1	SenHous	13.96	+.19
+9.7	Sherwin	431.78	-2.21
+19.6	ShipFin	12.59	+.05
+27.5	Shopify n	176.52	+4.50
-15.6	**SierraWr**	**11.33**	**-4.17**
+9.4	SimonProp	183.76	-.24
+25.4	Sinclair	33.04	+.44
+3.7	SiriusXM	5.92	+.02
-1.4	**SixFlags**	**54.87**	**-8.18**
+43.5	Skechers s	32.84	+.30
+24.8	SkywksSol	83.64	+.66
+29.6	**SleepNmbr**	**41.13**	**+5.27**
+4.5	SmartFn rs	19.10	-.12
+8.6	Smucker	101.54	-1.34
+66.8	SnapInc A n	9.19	+.12
+7.3	SnapOn	155.92	+.64
+8.5	SolarCap	20.82	-.03
+13.2	SonocoP	60.16	-.61
-6.5	SonyCp	45.12	+.06
+8.9	SourcC	35.44	-.05
+10.0	SoJerInd s	30.59	+.05
+12.0	SouthnCo	49.20	-.02
+2.2	SthnCopper	31.44	+.82
+24.8	SwstAirl	58.00	...
+17.6	SwstnEngy	4.01	-.04
+1.7	Spire	75.34	-1.32
+29.4	Spotify n	146.87	+3.33
+6.2	Sprint	6.18	+.05
+1.8	Sprouts	23.94	-.04
+34.9	Square n	75.67	+.04
+10.2	StaarSur	35.17	-1.58
+11.1	StanBlkDk	133.08	-1.20
+.1	StarGas	9.35	-.05
+10.0	Starbucks s	70.84	+.33
+10.8	StarwdPT	21.84	-.20
+8.9	StateStr	68.66	-.83
+22.4	StlDynam	36.76	-.13
+15.0	SteinMart s	1.23	+.09
+19.7	SterlingBc	19.76	-.42
+18.4	Stryker	185.54	+.25
+15.2	SubPpne	22.20	+.17
+27.5	SumtMtls n	15.81	+.01
+11.8	SunCmts	113.68	+.43
+5.2	SunHydrl	34.91	+.05
+16.4	Suncor g	32.55	+.21
+26.6	**SunPower**	**6.29**	**+.35**
+38.7	Sunrun n	15.10	-.05
+10.8	SunstnHtl	14.41	-.18
+26.9	SunTrst	64.03	-.62
+27.5	SupEnrgy	4.27	+.24
+1.7	SupGpCos s	17.95	-.05
+22.0	Symantec	23.06	+.04
+31.4	Synchrony	30.83	+.06
+148.2	SynrgyPh	.28	-.00
+19.1	SynovusFn	38.10	+.02
+6.2	Sysco	66.56	+.03
+10.8	T-MobileUS	70.50	+1.43
+22.7	TAL Educ s	32.74	-.55
+1.9	TC PpLn	32.72	+.72
+15.2	TCF Fncl	22.45	-.10
+13.4	TD Ameritr	55.50	-.22
+10.6	TJX	49.50	-.39
-9.4	TakeTwo	93.28	+1.14
+19.6	TakedaPh n	20.11	+.11
-3.9	TallgELP n	23.38	+.49
+29.8	**TandmD rs**	**49.28**	**+3.06**
+7.8	TangerFac	21.80	-.42
+4.1	Tapestry	35.15	+.05
+25.2	TargaRes	45.10	+.68
+9.2	Target	72.18	-.39
-81.4	Taronis rs	.92	-.03
+11.8	Taubmn	50.85	+1.98
+16.3	TaylorMH	18.49	-.41
+26.1	TechData h	103.15	+1.06
+16.7	Technip	22.85	+.15
...	TeckRes g	21.54	+.01
+12.6	Tegna	12.24	+.15
+34.3	Teladoc n	66.58	-.07
+43.9	Tellurian rs	10.00	+.47
+35.5	TempurSly	56.08	+1.60
+24.8	Tenneco	34.19	+.72
+20.1	Teradata	46.07	-.24
+26.0	Teradyn	39.53	+.38
-8.7	Tesla Inc	303.77	-4.40
+13.2	TexInst	106.97	-.18
+9.8	TexRdhse	65.53	+.92
+33.9	Textainer	13.34	-.37
+17.4	Textron	54.00	-.55
+50.4	TherapMD	5.73	+.10
+10.0	ThermoFis	246.14	-1.25
+32.2	3D Sys	13.44	+.05
+7.6	3M Co	204.93	-3.35
+12.2	Tiffany	90.33	-.60
+14.3	Timken	42.64	-.86
+11.5	TollBros	36.71	+.09
+9.8	Torchmark	81.83	-.75
+13.0	TorDBk gs	56.17	-.29
+6.1	Total SA	55.37	+.49
+2.7	Toyota	119.25	-.38
+14.8	TractSupp	95.78	-.05
+19.9	TransEntx	2.71	-.02
+12.0	TransUn n	63.64	-.82
+23.1	Transocn	8.54	+.19
+6.0	Travelers	126.93	-1.11
+.9	Travelport	15.76	+.04
+16.4	TreeHseF	59.03	-.90
+260.5	Trevena h	1.55	+.06
+10.3	TriContl	25.95	-.08
-1.1	TriCntl pf	51.93	...
+2.0	TribMda A	46.29	-.04
+18.1	TriNetGrp	49.53	+.85
+20.4	Trinity	24.80	-.23
+7.1	TripAdvis	57.76	+.82
+5.9	TrueBlue	23.57	+.09
+17.6	TrstNY	8.07	-.02
-7.4	Tuppwre	29.22	+.59
-.6	TurqHillRs	1.64	-.02
+24.8	TurtleBc rs	17.81	+.82
+3.9	21stCFoxA	50.00	+.35
+3.9	21stCFoxB	49.63	+.37
+20.1	Twilio n	107.27	+.40
+7.7	Twitter	30.96	-.16
+7.7	TwoHrbl rs	13.83	-.08
+34.2	2U	66.72	+.84
+14.6	Tyson	61.18	+.49
+2.4	UBS Grp	12.68	-.23
+12.7	UDR	44.64	-.01
-.6	UGI Corp	53.03	+.03
+11.6	US FdsHl n	35.31	-.19
-5.7	USA Tch lf	3.67	+.05
+.9	USG	43.05	-.12
+48.3	UltraClean	12.56	-.05
+23.5	UndrArm s	21.83	+.05
+22.3	UnAr C wi	19.78	-.10
+1.6	UniFirst	145.35	-.46
+2.4	UnilevNV	55.11	+.11
+22.7	UnionPac	169.63	+.75
+9.8	Unit	15.68	-.08
+5.3	UtdContl	88.15	-.43
+14.6	UPS B	111.80	-.21
+28.5	UtdRentals	131.70	-.44
+10.4	US Bancrp	50.46	-.45
+24.2	USSteel	22.65	-.10
+16.6	UtdTech	124.13	+.45
+6.5	UtdhlthGp	265.33	+1.53
+25.0	UnitGrp	19.47	-.39
+32.2	Univar n	23.45	+.30
+5.8	UnvslCp	57.28	+.59
+20.5	UnumGrp	35.39	-.45
+8.8	UraniumEn	1.36	+.02
-8.8	UrbanOut	30.29	-.51
-26.1	Uxin Ltd n	3.59	-.20
	V-W-X-Y-Z		
+20.5	VF Corp	85.97	-.51
+15.3	VICI Pr n	21.66	+.09
+11.5	ValeroE	83.61	+.15
+18.1	VlyNBcp	10.49	-.11
-23.0	**VandaPhm**	**20.12**	**+1.70**
+7.7	VanHiDvY	83.97	-.39
+9.1	VangDivAp	106.86	-.35
...	VangTotW	78.12	...
+10.5	Ventas	64.74	+.52
-8.3	Verastem	3.08	-.02
+15.7	Vereit	8.27	+.06
+18.1	Verisign	175.11	+.83
-3.9	VerizonCm	54.03	-.45
+11.1	ViacomB	28.55	+.02
+9.8	ViadCorp	55.02	-.07
+22.0	Viavi	12.26	+.20
+18.4	VikingTh n	9.06	+.24
+8.5	Visa s	143.16	-.08
+21.3	VishayInt	21.84	-.05
+14.9	VistraEn n	26.31	+.18
+28.0	VitalThera	.24	+.04
+22.5	VMware	167.98	+.95
-7.0	Vodafone	17.94	+.01
+11.1	Vonage	9.70	-.03
+14.1	**VulcanM**	**112.69**	**+6.80**
+22.1	W&T Off	5.03	+.11
-5.9	WD 40	172.36	-1.76
+7.2	WEC Engy	74.27	+.09
+15.0	WP Carey	75.14	+.13
-2.0	WPP plc	53.68	+.07
+14.7	WPX Engy	13.02	+.28
+5.8	WalMart	98.52	+.58
+5.5	WalgBoots	72.11	+.12
+16.8	WarrMet n	28.15	...
+13.4	WashPrGp	5.51	-.18
+12.8	WREIT	25.94	+.06
+9.1	WasteCon s	81.00	-2.92
+11.1	WsteMInc	98.84	+.28
+22.7	Waters	231.50	-2.73
+33.3	Wayfair	120.08	+.31
+52.6	WeathfIntl	.85	-.03
+10.9	WebsterFn	54.68	-.47
-22.5	WtWatch	29.88	-.11
+19.3	WeinRlt	29.61	-.02
+34.9	Welbilt	14.99	+.18
+5.3	WellsFargo	48.52	-.50
+11.6	Welltower	77.47	-.09
+14.7	Wendys Co	17.90	+.20
+3.2	WAstInfSc	10.93	-.01
+29.8	WDigital	47.98	+.29
+4.0	WstnUnion	17.75	-.20
+5.9	WestpacBk	18.50	-.17
+1.6	WestRck	38.38	-.30
+20.7	WestwtrRs	.17	+.02
+16.3	Weyerhsr	25.42	+.03
+28.7	Whrlpl	137.57	-.38
+26.2	WhitngPet rs	28.64	+.92
+21.8	WmsCos	26.86	-.17
-1.7	WisdomTr	6.54	+.25
+13.1	WT MCD s	35.76	-.08
+25.5	Woodward	93.21	-.95
+89.4	Workhrs rs	1.00	+.00
+17.2	WorldFuel	25.09	+.08
+18.9	WldW Ent	88.87	+.65
+14.1	Worldpay	87.21	+.08
+7.9	Worthgtn	37.60	-.34
+15.2	WrightMed	31.35	+.39
+24.8	Wynn	123.43	-3.37
+4.4	XPO Logis	59.55	-.12
+8.1	XcelEngy	53.27	...
-45.8	**XeriaPh n**	**9.21**	**-1.33**
+51.0	Xerox rs	29.83	-.17
+38.0	Xilinx	117.52	+.13
+47.6	**YETI Hl n**	**21.90**	**+3.24**
+129.2	YRC Wwde	7.22	-.06
+9.3	Yamana g	2.58	-.03
+25.8	Yandex	34.41	+.55
-87.0	YangRvPt n	.52	-.09
+9.1	Yelp	38.19	-.27
+6.7	YorkWater	34.20	+.06
+2.1	YumBrnds	93.85	+.52
+22.2	Yum China	40.97	-.32
+21.2	ZTO Exp n	19.18	-.07
+21.8	Zagg	11.91	-.05
+11.5	ZayoGrp	25.46	-.16
+23.4	**ZebraT**	**196.47**	**+12.50**
+35.3	Zendesk	78.97	+1.48
+13.9	ZillowC n	35.97	+.18
+18.1	ZimmerBio	122.49	-1.07
+20.1	ZionsBcp	48.93	-.62
+9.0	**Zoetis**	**93.26**	**+5.01**
+24.1	**Zuora n**	**22.51**	**+1.33**
+26.7	Zynga	4.98	+.08

Stock Footnotes: g - Dividends and earnings in Canadian dollars. h - Does not meet continued-listing standards. lf - Late filing with SEC. n - Stock was a new issue in the last year. rs - Stock has undergone a reverse stock split of at least 50% within the past year. rt - Right to buy security at a specified price. s - Stock has split by at least 20 percent within the last year. wi - Trades will be settled when the stock is issued. wd - When distributed. wt - Warrant, allowing a purchase of a stock. un - Unit,, including more than one security. vj - Company in bankruptcy or receivership, or being reorganized under the bankruptcy law. Appears in front of the name. Stocks in **bold** are worth at least $5 and changed 5 percent or more in price.
Source: Morningstar and The Associated Press.

Interestrates

The yield on the 10-year Treasury note fell to 2.65 percent Thursday. Yields affect rates on mortgages and other consumer loans.

	PRIME RATE	FED FUNDS
LAST	5.50	2.38
6 MO AGO	5.00	1.88
1 YR AGO	4.50	1.38

TREASURIES	LAST	PVS	NET CHG	1YR AGO
3-month T-bill	2.42	2.42	...	1.57
6-month T-bill	2.49	2.50	-0.01	1.79
52-wk T-bill	2.52	2.54	-0.02	1.96
2-year T-note	2.48	2.52	-0.04	2.17
5-year T-note	2.47	2.52	-0.05	2.64
7-year T-note	2.55	2.61	-0.06	2.84
10-year T-note	2.65	2.70	-0.05	2.91
30-year T-bond	3.01	3.03	-0.02	3.17

BONDS	LAST	PVS	NET CHG	1YR AGO
Barclays Glob Agg Bd	1.96	1.95	+0.01	1.86
Barclays USAggregate	3.22	3.19	+0.03	3.09
Barclays US Corp	3.94	3.92	+0.02	3.64
Barclays US High Yield	6.78	6.78	...	6.36
Moodys AAA Corp Idx	3.78	3.80	-0.02	3.84
10-Yr. TIPS	.76	.81	-0.05	.77

Foreign Exchange

The dollar lost ground Thursday to the Japanese yen, euro, Swiss franc and Mexican peso. The U.S. currency strengthened versus the British pound and Canadian dollar.

MAJORS	CLOSE	CHG	%CHG	1YR AGO
USD per British Pound	1.2800	-.0051	-.40%	1.3987
Canadian Dollar	1.3283	+.0033	+.25%	1.2522
USD per Euro	1.1301	+.0030	+.27%	1.2435
Japanese Yen	110.49	-.50	-.45%	107.09
Mexican Peso	19.2704	-.1471	-.76%	18.5598
EUROPE/AFRICA/MIDDLE EAST				
Israeli Shekel	3.6548	+.0068	+.19%	3.5324
Norwegian Krone	8.6404	-.0158	-.18%	7.8070
South African Rand	14.1326	+.1082	+.77%	11.6863
Swedish Krona	9.2825	+.0212	+.23%	7.9653
Swiss Franc	1.0048	-.0041	-.41%	.9308
ASIA/PACIFIC				
Australian Dollar	1.4073	-.0021	-.15%	1.2640
Chinese Yuan	6.7723	+.0119	+.18%	6.3498
Hong Kong Dollar	7.8471	-.0019	-.02%	7.8226
Indian Rupee	71.023	+.166	+.23%	63.980
Singapore Dollar	1.3576	-.0016	-.12%	1.3156
South Korean Won	1126.34	+1.28	+.11%	1071.07
Taiwan Dollar	30.84	-.00	-.00%	29.07

Commodities

Energy prices finished mostly higher Thursday. U.S. crude oil, wholesale gasoline and heating oil rose. Natural gas declined. Gold and silver also fell. Copper held steady.

FUELS	CLOSE	PVS	%CHG	%YTD
Crude Oil (bbl)	54.41	53.90	+0.95	+19.8
Ethanol (gal)	1.33	1.34	-1.12	+4.9
Heating Oil (gal)	1.97	1.94	+1.69	+16.9
Natural Gas (mm btu)	2.57	2.58	-0.08	-12.5
Unleaded Gas (gal)	1.51	1.47	+2.96	+14.2
METALS	**CLOSE**	**PVS**	**%CHG**	**%YTD**
Gold (oz)	1309.80	1310.80	-0.08	+2.5
Silver (oz)	15.50	15.62	-0.79	+0.4
Platinum (oz)	789.20	791.80	-0.33	-0.8
Copper (lb)	2.78	2.77	+0.07	+5.6
Palladium (oz)	1424.30	1411.00	+0.94	+13.6
AGRICULTURE	**CLOSE**	**PVS**	**%CHG**	**%YTD**
Cattle (lb)	1.26	1.26	+0.13	+1.1
Coffee (lb)	1.01	1.02	-0.83	-0.4
Corn (bu)	3.75	3.79	-1.06	-0.1
Cotton (lb)	0.70	0.70	+0.39	-2.9
Lumber (1,000 bd ft)	423.30	416.40	+1.66	...
Orange Juice (lb)	1.18	1.19	-1.18	-6.0
Soybeans (bu)	9.04	9.16	-1.42	+2.4
Wheat (bu)	5.07	5.22	-2.92	+0.8

(Previous and change figures reflect current contract.)

Daily Vitamin E is worth a trial for some NASH patients

Dr. Roach

DEAR DR. ROACH: I was diagnosed with nonalcoholic steatohepatitis and had very high AST and ALT numbers. I lost about 25 pounds, and the numbers were normal. As a result of other health issues, the weight came back and the numbers went up. My liver specialist suggested we try 800 IU of vitamin E daily. Without losing weight the reports are now in the normal range.

Although it will not clear the existing damage, this will prevent further damage. It's worth suggesting that people try this. If it works, great. If it doesn't, no harm has been done. — J.T.

ANSWER: Weight loss and abstinence from alcohol are the interventions with the best evidence to prevent progression from nonalcoholic steatohepatitis (commonly called "fatty liver") to fibrosis and cirrhosis of the liver. However, there is evidence, beyond anecdotal, to support the use of vitamin E in some situations.

The largest trial done for this was in 2010 and showed that people who took 800 IU of vitamin E were more likely to have improvement in their liver disease, as proven by biopsy.

Many experts will use this dose of vitamin E in some people with NASH.

However, it is not proven for people with diabetes or with advanced fibrosis.

Vitamin E also has been linked in one study to increased risk of prostate cancer, so men with a history of or at high risk for prostate cancer usually should not take supplemental vitamin E.

Weight loss remains the best proven therapy to treat fatty liver disease.

DEAR DR. ROACH: My voice gets raspy each day. I'm a male in my mid-50s in good shape. I take omeprazole for help swallowing food; I also have Barrett's esophagus. So, it could be excess acid reflux.

But my nose constantly runs, so it could be post-nasal drip. I also have a gluten and dairy allergy, but my voice gets thinner even when I avoid those irritants. (For the record, I also have Hashimoto's disease, but I don't think my thyroid is an issue here.) Any thoughts? — R.C.

ANSWER: Your diagnosis is most likely chronic laryngitis, since you have had symptoms so long and you have two very likely reasons to have this condition. Barrett's esophagus is a condition where the lining of the esophagus changes in response to frequent damage by acid reflux. People with Barrett's esophagus are at risk for laryngopharyngeal reflux, where the acid goes up not only into the esophagus but all the way into the larynx, where it can damage the vocal cords.

However, you also have symptoms which suggest post-nasal drip. The inflammatory substances coming from the nasal passages and sinuses also can damage the vocal cords, leading to hoarseness.

Very severe, untreated hypothyroidism can cause changes in the voice due to myxedema (mik-sa-DEE-ma) in the vocal cords. This is quite rare.

To understand why you are having these symptoms, and to be sure there is not something more serious, I would recommend an evaluation by a head and neck surgeon (otolaryngologist). The physical examination often can lead to a precise diagnosis with high confidence.

People with any history of smoking must take voice changes very seriously. A change in voice can be the first sign of cancer of the larynx or from damage to the vocal cord nerve from lung cancer.

7 LITTLE WORDS

Find the 7 words to match the 7 clues. The numbers in parentheses represent the number of letters in each solution. Each letter combination can be used only once, but all letter combinations will be necessary to complete the puzzle.

CLUES	SOLUTIONS
1 jabbed with the olecranon (7)	
2 seat alternative to a bench (6)	
3 Schick multi-blade model (6)	
4 coldly ignoring (8)	
5 The Who drummer Moon (5)	
6 taunt (4)	
7 quality of a bad memory (8)	

© 2019 Blue Ox Family Games, Inc., Dist. by Andrews McMeel

EL	ING	ET	WED	RE
CK	JE	SS	KEI	ZI
TH	HA	SN	XT	BU
ME	NE	BO	ER	UBB

Thursday's Answers: 1. BOUFFANT 2. MONOTREME 3. HOOVES 4. READERS 5. FLYER 6. PURINA 7. FORK 2/15

Challenger

DIRECTIONS:
Fill each square with a number, one through nine.
- Horizontal squares should add to the totals on right.
- Vertical squares should add to the totals on bottom.
- Diagonal squares through center should add to total in upper and lower right.

2-15

THERE MAY BE MORE THAN ONE SOLUTION.

Today's Challenge
Time 8 Minutes 59 Seconds

Your Working Time Minutes Seconds

			4	26
	9			27
9				29
		7		28
33	33	26	18	28
27				

© 2019 by King Features Syndicate, Inc. World rights reserved.

Yesterday's Challenger Answers (solution 2-14)

9	6	7	2	24
1	2	2	8	13
9	2	3	7	21
9	7	5	4	25
28	17	17	21	18

Readers advocate respect for opposing viewpoints

Dear Abby

DEAR ABBY: I'm writing regarding "Open-Minded in the South" (Nov. 24), the Christian woman who's a supporter of the LGBTQ community. She's concerned about her boyfriend's mother's inability to see her viewpoint and the effect it would have on future kids. I experienced something nearly identical. My boyfriend's grandfather is an ordained pastor, and they raised their kids in a conservative home. After a few conversations with them about LGBTQ people and other issues, we received a six-page letter detailing the "sins" we were committing.

Fast-forward 20 years: I get along with my in-laws fabulously. In fact, the grandfather has said I'm his favorite! We don't agree on pretty much anything politically, but I do still voice my opinion if the family says something I don't agree with.

My husband and I have two kids who often hear the in-laws say some judgmental things, and it's a great segue to a conversation with my kids afterward.

As to "Open-Minded's" boyfriend not being up for the argument with his mom, he could be like my husband who HAS had conversations with them to no avail and realizes it's futile. — Been There And Still There

DEAR BEEN THERE: My readers used "Open-Minded's" letter as an opportunity to have a forum about respect, love and civility. Read on:

DEAR ABBY: It is interesting that open-minded people are often open-minded only if you agree with them and are otherwise completely dogmatic. Neither party will ever convince the other that they are wrong. The solution: Don't talk about the problem issue.

We have a relative who holds office in a political party opposite to ours. We have a tacit agreement to simply never talk politics, and we get along great. Agree to disagree! — Calm in Kentucky

JUMBLE

Unscramble these Jumbles, one letter to each square, to form four ordinary words.

HTISF

TOPOH

ACCSTU

LEEUFY

THAT SCRAMBLED WORD GAME By David L. Hoyt and Jeff Knurek



Get the free JUST JUMBLE app • Follow us on Twitter @PlayJumble

Now arrange the circled letters to form the surprise answer, as suggested by the above cartoon.

(Answers tomorrow)

Yesterday's Jumbles: OOMPH YIELD VALLEY VIEWED
Answer: The pigeons had been married for years but were still — LOVEY-DOVEY

©2019 Tribune Content Agency, LLC All Rights Reserved.

MARMADUKE By Brad Anderson



"It's hard to believe he's supposed to be a working dog."

Cryptoquip

© 2011 by King Features Syndicate

2-15

YRHMPIFOK PISP HSOX KRRW URBSDFYPY SOW NSYMNSDD ADSXMEY ISUM FO BRHHRO: NMFOK AFPBI-AMEVMBP.

Yesterday's Cryptoquip: OLD NOAH WEBSTER WAS A CRITICALLY IMPORTANT PUBLIC FIGURE. HE'S A DEFINING NAME IN HISTORY.

Today's Cryptoquip Clue: Y equals S

KENKEN

THE LOGIC PUZZLE THAT MAKES YOU SMARTER.

EASY

2÷	1−	12×	
			2÷
48×		1	
	3+		3

©2019 KenKen Puzzle, LLC www.kenken.com

CHALLENGING

1	216×		7+	5−	2÷
8+					
	3÷	4	3−	50×	
48×		6+			3
	1		2÷	7+	5−
	3−				

©2019 KenKen Puzzle, LLC www.kenken.com

2-15-19

Trademark KenKen, LLC Distributed by Andrews McMeel

RULES

1. Each row and each column must contain the numbers 1 through 4 (easy) or 1 through 6 (challenging) without repeating.
2. The numbers within the heavily outlined boxes, called cages, must combine using the given operation (in any order) to produce the target numbers in the top-left corners.
3. Freebies: Fill in single-box cages with the number in the top-left corner.

PREVIOUS ANSWERS

24× 3	4	1− 2	1
2	4+ 1	3 3	2÷ 4
4 4	3	8+ 1	2
3+ 1	2	4	3

3− 1	1− 4	3	5 5	3÷ 6	2
4	3− 3	6	3+ 1	3− 2	5
3− 3	6	4 4	2	30× 5	1
11+ 5	3+ 1	120× 2	4	3 3	6
6	2	5	3	16× 1	4
3− 2	5	5− 1	6	4	3 3

©2019 KenKen Puzzle, LLC www.kenken.com

KenKen® is a registered trademark of KenKen Puzzle LLC. ©2019 KenKen Trademark KenKen, LLC Distributed by Andrews McMeel Puzzle LLC. All rights reserved. Dist. by Andrews McMeel Syndication. www.kenken.com

Etiquette when in flight

Hints from Heloise

Dear Heloise: I've been a stewardess with a major airline for a long time, and I'd like to remind airline travelers of a few RULES OF ETIQUETTE while traveling that often are forgotten:

* Leave your shoes on — never walk barefoot on an airplane.

* Board quickly when you are called to get on the plane.

* You are not the only one on the plane. Be respectful of the people around you. Use only the overhead bin above your seat.

— Kathy D. in Detroit

Dear Heloise: My feet and hands get so dry during these cold winter months. Got any hints for dry skin? — Roselle N., Chippewa Falls, Wis.

Roselle, for dry, chapped hands and feet, try this: Before bedtime, apply a generous coat of olive oil or petroleum jelly to your hands and feet. Then cover both with cotton socks and cotton gloves. — Heloise

WORD SLEUTH • FIRST LADY FIRST NAMES

Z K H D A X U Q N K H E B Y V
S A P M J H A E B Y V T Q O L
I G L D B H Y W T R P D Y M K
I F D L T D A B Y W O R U S Q
R L O R I S Y M K L A L I A F
D O A M I C H E L L E I R I B
Z M N U N B S E L X W A U N S
Q O O A R N Y I L J B G H A F
D L N C E A H D R R A I Y L W
V N T S Q L P T A P N B L E K
A I H Y T T E B F L E A C M B

Thursday's unlisted clue: SILKS

Find the listed words in the diagram. They run in all directions - forward, backward, up, down and diagonally.
Friday's unlisted clue hint: — ROOSEVELT

Abigail, Anna, Barbara, Betty, Dolley, Hillary, Lady Bird, Laura, Louisa, Martha, Melania, Michelle, Nancy, Pat, Priscilla

©2019 King Features, Inc. 2/15

WHAT'S IT?™

Find the familiar phrase, saying or name in this arrangement of letters.

BLONDE □

SOLUTION: Fair and square

WHAT'S IT? © 2019 www.whatzit.com www.facebook.com/dingbatsgames

HOROSCOPE

ARIES (March 21-April 19). You don't just ride the trends; you take the time to study and understand them. And you have what it takes to start a trend yourself. You're more influential than you think.

TAURUS (April 20-May 20). You're currently unable to see how you've erected a barrier to your own success, which is not a problem unique to you. It's a human thing. The view of an outsider will be invaluable in getting a clear sightline and a new plan.

GEMINI (May 21-June 21). Thoughts are mysterious. Some start inside you, some come from the environment or the ether, all get vetted through your belief system. Though most can be disregarded, at least one today should be cherished.

CANCER (June 22-July 22). You really do have something to add to the conversation, but you'll probably hesitate, knowing that people just don't often listen to advice. Is there a way to show them instead?

LEO (July 23-Aug. 22). As for that corner of chaos in your life, can you make a game out of it? Turn it into a sport and suddenly the untamable energy organizes itself into order and maybe even becomes fun.

VIRGO (Aug. 23-Sept. 22). Talking about a thing is one way to sort it out, but not always the best way. Consider that communication is happening on many levels; verbal may be the least of it.

LIBRA (Sept. 23-Oct. 23). Your great talents will be improved upon by the challenges you put them through. Your lesser abilities need more care, nurturing and protection. To have stamina in this game, you must know your strengths and limits.

SCORPIO (Oct. 24-Nov. 21). You don't have to reinvent yourself to totally change yourself. Adding one habit is all it will take. Of course, adding habits isn't easy, though it can be simple if you keep it small and make it compelling to repeat.

SAGITTARIUS (Nov. 22-Dec. 21). Be careful not to see things as rules that aren't really. Preferences, guidelines, the status quo... these things are not rules, so don't give them so much credence that it limits your ability to be creative.

CAPRICORN (Dec. 22-Jan. 19). You can afford to be experimental in your approach to things, especially old and firmly established things. If your idea doesn't play, at least it makes the day more notable. And if it does play, it's beneficially so.

AQUARIUS (Jan. 20-Feb. 18). You'll run into those who stubbornly persist, beyond all common sense, with what's not working. The heels will only dig in further when challenged. Try walking away. Sometimes the best help is to stay out of it.

PISCES (Feb. 19-March 20). The thing that's not working for you isn't working for anyone. It's just that you're the one brave enough to point it out. When one small thing about a relationship changes, other adjustments happen to create a bigger effect.

TODAY'S BIRTHDAY (Feb. 15). You won't so much solve the problems as you will incorporate them and make them work for you in the next chapter. By May, you'll already be crediting the trouble for making you great and helping you grow through overcoming, build over barriers and recognize vividly who you already are, flaws and all. Libra and Sagittarius adore you. Your lucky numbers are: 39, 10, 6, 4 and 16.

BORN LOSER By Art and Chip Sansom



BLONDIE By Dean Young and John Marshall



MUTTS By Patrick McDonnell

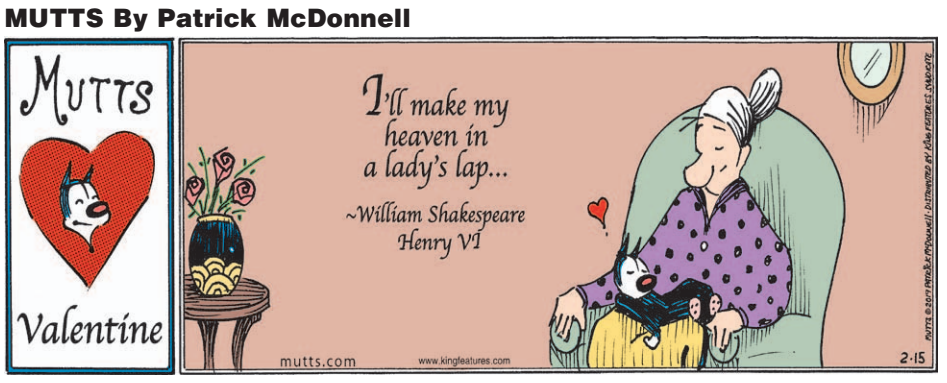

BABY BLUES By Rick Kirkman and Jerry Scott

DOONSBURY By Garry Trudeau



TODAY'S CROSSWORD PUZZLE

ACROSS
1 Festive
5 Kind of ox
9 Unhappy fate
13 Tatum's dad
14 Conger relative
15 Threshold
16 Soprano — Gluck
17 The Gem State
18 — — song (cheaply)
19 Luxury furs
21 Scattered about
23 Big galoots
25 Churlish one
26 More vexed
29 Graceful horses
33 Caviar
34 Place
36 — Runyon
37 Geishas' accessories
39 Tackled moguls
41 "Tomb Raider" heroine
42 Student's worry
44 Glossy
46 Nuke
47 In a devious manner
48 Swimsuit fabric
50 Qom's country
53 Kind of gin
54 Steel baron Andrew —
58 Surpass
62 Highly excited by eagerness
63 Hanks or Irons
65 Dust devil
66 Bedroom slipper
67 Temporary shelters
68 Three squared
69 Look intently
70 Was, to Ovid
71 Herbal concoctions

DOWN
1 Pate de foie —
2 Auel's heroine
3 Ewe's offspring
4 Not digital
5 Trendy
6 Caspian feeder
7 Raj title
8 Temple city of Japan
9 Postponement
10 Smell
11 Cruel person
12 Honey wine
14 Unsuitable ones
20 Teacup handles
22 Frog cousin
24 Goes in search of
26 Do the trick
27 Au pair
28 Train tracks
30 Surprise greatly
31 Common cleanser
32 Be impatient
33 Switch positions
35 Ocean trenches
38 "The Catcher in the Rye" author
40 Merchants
43 Ancient harp
45 Kentucky fort
49 Fairly good
51 Rock tumbler stone
52 More upscale
54 Bivouac
55 Feverish chill
56 Cameo, maybe
57 Sicilian spouter
59 Adams or McClurg
60 Ferber or Best
61 Colors
64 Slugger Mel —

PREVIOUS PUZZLE SOLVED

W	I	R	E	S		C	H	A	M	P		R	I	B
A	L	E	R	T		L	U	N	G	E		O	L	E
N	E	V	E	R		U	L	T	R	A		T	I	A
				A	M	B	L	E		C	L	O	A	K
	T	I	D	I	E	S			T	H	I	R	D	S
A	R	O	U	N	D		O	B	E	Y	S			
B	I	T	S		S	T	O	L	E		T	W	I	G
E	T	A	T			E	M	U			E	R	M	A
D	E	S	I		E	X	P	E	L		N	E	A	T
			E	A	R	T	H		A	V	E	N	G	E
K	A	N	S	A	S			H	O	A	R	S	E	
M	O	U	T	H		P	R	E	S	S				
A	R	K		I	D	E	A	L		S	N	U	F	F
R	T	E		N	E	R	V	E		A	F	T	E	R
T	A	D		G	R	E	E	N		L	L	A	M	A

2-15-19 © 2019 UFS, Dist. by Andrews McMeel for UFS

Friday, February 15, 2019

GOREN BRIDGE

WITH BOB JONES

©2019 Tribune Content Agency, LLC

THE LONG SHOT

Neither vulnerable, South deals

NORTH
♠ 8 6 2
♡ K Q 10 7
◇ A 8 7
♣ K 4 2

WEST
♠ J 4 3
♡ J 8 4
◇ Q 5 4
♣ Q J 10 3

EAST
♠ Q 10 9 5
♡ 3
◇ 10 9 6 2
♣ A 9 8 6

SOUTH
♠ A K 7
♡ A 9 6 5 2
◇ K J 3
♣ 7 5

The bidding:

SOUTH	WEST	NORTH	EAST
1♡	Pass	3NT*	Pass
4♡	All pass		

*Balanced heart raise, 13-15 points

Opening lead: Queen of ♣

Plenty of trumps and plenty of values, but it looks like foul business for declarer with both the ace of clubs and the queen of diamonds off-side. Good technique by South, however, saved the day, or at least the contract.

South ducked the queen of clubs lead and the jack of clubs continuation, in the faint hope that East started with a doubleton ace. No luck there, so South ruffed the third club and thoughtfully led a low heart to dummy's king, catering to a possible 4-0 trump split. Everyone followed to the heart, so declarer played two more rounds of hearts to draw the trumps.

Declarer now cashed the ace and king of spades and continued with a third spade. This would win immediately if West won the third spade, as he would have to yield a ruff-sluff or lead a diamond. East, however, overtook West's jack of spades with the queen and shifted to the 10 of diamonds. This was covered by the jack, queen and ace. A surprising finesse position had developed against the nine of diamonds. South led dummy's eight of diamonds and ran it when East played low. Good technique rewarded!

Would South have found the winning play if East had shifted to a low diamond rather than the 10? We'll never know, but he should! Why not take advantage of the extra chance that East has the 10-9 of diamonds? South would still be able to finesse for the queen later.

(Bob Jones welcomes readers' responses sent in care of this paper or tcaeditors@tribpub.com)

JANRIC CLASSIC SUDOKU

Fill in the blank cells using numbers 1 to 9. Each number can appear only once in each row, column and 3x3 block. Use logic and process elimination to solve the puzzle. The difficulty level ranges from Bronze (easiest) to Silver to Gold (hardest).

	5		2			8		
		7						1
	9			8	7	6	5	
		1		9				
		4	1	7	6	2		
				2		5		
	7	6	5	1			3	
3						4		
		5			4		6	

Rating: SILVER

© 2019 Janric Enterprises Dist. by creators.com

2/15/19

Solution to 2/14/19

8	6	3	1	7	2	9	5	4
4	2	7	8	9	5	3	1	6
1	9	5	4	3	6	7	8	2
6	4	2	9	5	1	8	7	3
9	7	1	2	8	3	6	4	5
3	5	8	6	4	7	2	9	1
7	1	6	5	2	8	4	3	9
2	3	9	7	1	4	5	6	8
5	8	4	3	6	9	1	2	7

WORDY GURDY®

BY TRICKY RICKY KANE

Every answer is a rhyming pair of words (like FAT CAT and DOUBLE TROUBLE), and they will fit in the letter squares. The number after the definition tells you how many syllables in each word.

1. Town trash pit gasoline dispenser (1)
2. Entire cotton pod for a weevil (1)
3. Astute "Tomorrow"-singing girl (2)
4. Ravine workshop for a blacksmith (1)
5. More barely seeable Monet, for one (2)
6. Baby Simpson's sandwich-storage brand (2)
7. Giving instruction in sermon-giving (2)

© 2019 UFS, Dist. by Andrews McMeel for UFS

ANSWERS
1. DUMP PUMP 2. WHOLE BOLL 3. CANNY ANNIE 4. GORGE FORGE 5. FAINTER PAINTER 6. MAGGIES BAGGIES 7. TEACHING PREACHING

2-15-19

1	2	3	4	■	■	5	6	7	8	■	9	10	11	12
13				■	14					■	15			
16				■	17					■	18			
19				20		■	21			22				
■	■	■	23			24	■	25				■	■	■
■	26	27					28	■	■	29		30	31	32
33			■	34				35	■	36				
37			38	■	39				40	■	41			
42				43	■	44				45	■	46		
47					■	■	48				49			■
■	■	■	50		51	52	■	53				■	■	■
54	55	56					57	■	58			59	60	61
62				■	63			64		■	65			
66				■	67					■	68			
69				■	70				■	■	71			

Want more puzzles?
Check out the "Just Right Crossword Puzzles" books at QuillDriverBooks.com

FOR BETTER OR FOR WORSE By Lynn Johnston



MALLARD FILLMORE By Bruce Tinsley

HI AND LOIS By Brian and Greg Walker

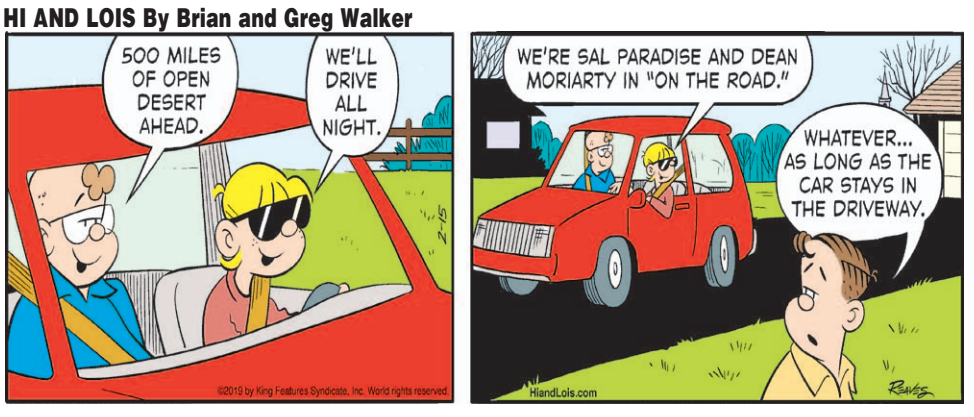

BEETLE BAILEY By Mort Walker

HAGAR THE HORRIBLE By Chris Browne



THE WIZARD OF ID By Brant Parker and Johnny Hart



MOTHER GOOSE AND GRIMM By Mike Peters



PICKLES By Brian Crane

B.C. By Mastroianni & Hart



PEANUTS By Charles Schulz

CRANKSHAFT By Tom Batiuk & Chuck Ayers



SHOE By Gary Brookins & Susie MacNelly



REX MORGAN By Terry Beatty



ZITS By Jerry Scott & Jim Borgman



GARFIELD By Jim Davis

NON SEQUITUR By Wiley



MARY WORTH By Karen Moy and June Brigman



DILBERT By Scott Adams

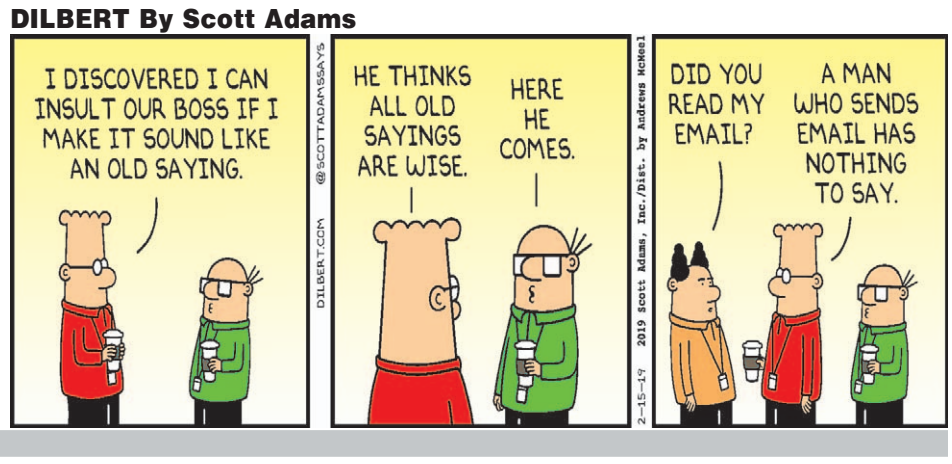

Make El Chapo pay for a border wall? Don't count on it

By TOM HAYS
Associated Press

NEW YORK — After El Chapo's conviction in a drug-trafficking trial that included florid testimony of jewel-encrusted guns, a fleet of cash-laden jets and a personal zoo with roaming big cats, some Americans have floated an idea they see as poetic justice: Why not take some of the Mexican drug lord's billions in ill-gotten gains and make him pay for a border wall?

That may be a tall order, especially since federal officials can't say for sure how much Joaquin Guzman may still have from his decades of smuggling drugs into the U.S., or how exactly they intend to get their hands on it.

For now, the U.S. Department of Justice says it will be seeking forfeiture of a fortune that Guzman's indictment valued at $14 billion. Authorities won't say how they came up with that figure, but experts say it is likely based on evidence of the value of the proceeds of massive drug shipments and whatever assets were used as part of the trafficking enterprise.

With Guzman, who faces life in prison for smuggling tons of heroin, meth, fentanyl and marijuana into the U.S., authorities know their forfeiture estimate is partly symbolic, to send a message to other traffickers that a conviction could cost them their fortune as well as their freedom, said Duncan Levin, a former federal prosecutor who specialized in forfeiture.

"It's obvious he doesn't have $14 billion," Levin said. "And whatever he has may be largely uncollectable."

That reality hasn't stopped conservatives from injecting border-wall politics into the El Chapo case. Republican Sen. Ted Cruz of Texas promises to reintroduce a bill named after El Chapo that would require money seized from Mexican cartels be dedicated to a border security.

Cruz said in an interview on Fox News that he got the idea for the bill more than a year ago as Congress was debating the cost of President Donald Trump's proposed border wall, then estimated at around $14 billion.

"There's a natural and elegant symmetry that suggested itself," Cruz said. "Those billions that El Chapo has were made trafficking illegally across the U.S. border, bringing narcotics across the border, and it is only right that those ill-gotten gains go to fixing the problem of stopping the next narco-trafficker."

Getting at those gains is another matter.

In domestic white-collar cases, there's usually a paper trail that points to seizable assets in hidden bank accounts and shell companies. But El Chapo's trial was rife with evidence about how his Sinaloa cartel went to great lengths to hide its profits, whether stashing cash in safehouses or by laundering it through a phony fruit juice business in Mexico City. And then there were the hours of testimony about how much public officials in Mexico were on the take, not to mention the complications of clawing back assets in another country.

PARKLAND

FROM PAGE 1

beyond at 10:17 a.m., a time selected to denote the 17 slain.

Reporters were not allowed inside the school, but students packed lunches for poor children in Haiti as part of a number of volunteer projects undertaken to try to make something good come out of the tragedy.

Grief counselors and therapy dogs were made available along with massages and pedicures. An interfaith service occurred later in the day at a nearby park.

Freshman Jayden Jaus, 14, said the moment of silence was "a bit emotional and a little intense" as the principal read the victims' names over the public address system.

Sophomore Julia Brighton, who suffered nightmares for months after the gunman killed three people in her classroom, placed flowers at the memorial outdoors instead of going inside and "putting myself through that."

AP PHOTO

Painted stones at a memorial outside Marjory Stoneman Douglas High School are shown during the one-year anniversary of the school shooting.

Victims' families said they would spend the day quietly, visiting their loved ones' graves or participating in low-key events like a community walk.

Lori Alhadeff posted an open letter to her 14-year-old daughter Alyssa, who died in the shooting. Alhadeff remembered how Alyssa didn't want to go to school because she didn't have a valentine. But when she dropped her daughter off, she put a pair of diamond earrings in Alyssa's ears and gave her a chocolate bar to make her smile.

They told each other, "I love you," and Alhadeff watched Alyssa walk away in a black and white dress and white sneakers: "Your long, dark hair dangled. Your makeup looked just right."

"The last time I saw you alive," wrote Alhadeff, who was elected to the Broward County school board after the shooting on a platform pushing campus safety.

Victim Joaquin Oliver's girlfriend, senior Tori Gonzalez, organized a group of a dozen students and alumni to read poems to a large crowd outside the school in the late afternoon. They brought a life-size statue of Oliver, who was 17.

"My mind runs each and every route that could have saved your life," she read tearfully. "It wasn't Cupid shooting arrows of love — it was an AR-15."

More than a thousand people gathered in the evening at Pine Trails Park, about a mile from the school, for an interfaith service that opened with a video highlighting dozens of service projects launched in honor of the victims, including plantings at a beach to halt erosion, a campaign to help abandoned animals and the remodeling of a dance studio.

Among those gathered was Sydney Mills, 13, who used to dance with shooting victim Jamie Guttenberg. She said she had written notes to her friend and to some of the other victims at another park earlier in the day. "It felt sad, but it also felt nice to be honoring her and knowing that everyone there was thinking of everyone that died," she said.

BORDER

FROM PAGE 1

Both margins were above the two-thirds majorities needed to override presidential vetoes, though one wasn't expected and lawmakers sometime back a president of the same party in such battles.

Lawmakers exuded relief that the agreement had averted a fresh closure of federal agencies just three weeks after a record-setting 35-day partial shutdown that drew an unambiguous thumbs-down from the public. But in announcing that Trump would sign the accord, White House Press Secretary Sarah Sanders also said he'd take "other executive action, including a national emergency,"

In an unusual joint statement, House Speaker Nancy Pelosi, D-Calif., and Senate Minority Leader Chuck Schumer, D-N.Y., said such a declaration would be "a lawless act, a gross abuse of the power of the presidency and a desperate attempt to distract" from Trump's failure to force Mexico to pay for the wall, as he's promised for years.

Pelosi and Schumer also said "Congress will defend our constitutional authorities." They declined to say whether that meant lawsuits or votes on resolutions to prevent Trump from unilaterally shifting money to wall-building, with aides saying they would wait to see what he does.

Democratic state attorneys general said they would consider legal action to block Trump. Puerto Rico Gov. Ricardo Rossello told the president on Twitter "we'll see you in court" if he makes the declaration.

Despite widespread opposition in Congress to proclaiming an emergency, including by some Republicans, Trump is under pressure to act unilaterally to soothe his conservative base and avoid looking like he's surrendered in his wall battle.

AIRBUS

FROM PAGE 1

Just 17 more of the planes will be completed, wrapping up in 2021. Emirates, its last and most loyal customer, said Thursday it's switching to smaller planes instead.

Distraught fans — even within Airbus' own ranks — decried the decision. Unions in Britain, Spain and France fear for the 3,500 jobs Airbus says it might threaten.

One of the jetliner's first test pilots took a more philosophical view. While he's "feeling a bit sad" about the news, Claude Lelaie says the giant plane will be remembered for pushing the barriers of aviation, like the supersonic Concorde.

"Both made history and allowed progress, technological progress," he told The Associated Press from the southern French city of Toulouse, the cradle of Airbus' worldwide operations. "That's business — you have to ensure the success of the company."

This isn't how things were supposed to pan out for the world's biggest passenger jet.

Development talks for the plane began in 2000, meant to be Airbus' 21st-century answer to rival Boeing's 1960s-era 747, and one of the most ambitious endeavors in aviation. Its Rolls Royce engines were quieter than ever, far out on the extra-long wings. Carbon-fiber technology was used for the body to make it lighter and easier to maneuver. Its double-decker construction allowed room for bars, duty-free shops and even showers.

Lelaie was a co-pilot aboard the maiden flight of the superjumbo in 2005, 101 years after the Wright brothers' first flight.

Despite its huge size and weight, he called the A380 a "very nice aircraft to fly" — even on special low-speed flights when they deliberately stalled the plane to test its reactions.

Then French President Jacques Chirac hailed the plane as "a symbol of what Europeans can do together." Airbus' then chief salesman, John Leahy, called it "game-changing" for the industry.

Yet to detractors, the A380 smacked of hubris, a vanity project by managers who saw bigger as better despite an uncertain market for a plane so huge that airports had to modify their runways and gates.

It faced repeated production setbacks and cost overruns. Order cancellations led to a restructuring at Airbus that saw thousands of job cuts.

One emblematic problem: a standoff between German and French engineers over which software to use to design the cockpit. The company lost a quarter of its market value in a single day in 2006 when the resulting delays became public.

Enders says the A380 wasn't a flight of folly but a carefully studied gamble.

"We didn't stumble into it," he said. "Little did we know how the world would look in 2010, in 2019."



AP FILE PHOTO

This February 2013 photo shows the first class section of an Emirates airlines Airbus A380 at the Dubai airport in Dubai, United Arab Emirates.

AMAZON

FROM PAGE 1

The stunning move was a serious blow to Gov. Andrew Cuomo and Mayor Bill de Blasio, who had lobbied intensely to land the project, competing against more than 200 other metropolitan areas across the continent that were practically tripping over each other to offer incentives to Amazon in a bidding war the company stoked.

Cuomo lashed out at fellow New York politicians over Amazon's change of heart, saying the project would have helped diversify the city's economy, cement its status as an emerging tech hub and generate money for schools, housing and transit.

"A small group (of politicians) put their own narrow political interests above their community," he said.

But Democratic Rep. Alexandria Ocasio-Cortez, New York City's new liberal firebrand, exulted over Amazon's pullout.

"Today was the day a group of dedicated, everyday New Yorkers and their neighbors defeated Amazon's corporate greed, its worker exploitation, and the power of the richest man in the world," she tweeted, referring to Amazon CEO Jeff Bezos.

The swift unraveling of the project reflected growing antipathy toward large technology companies among liberals and populists who accuse big business of holding down wages and wielding too much political clout, analysts said.

"This all of a sudden became a perfect test case for all those arguments," said Joe Parilla, a fellow at the Brookings Institution's Metropolitan Policy Program.

Amazon ultimately decided it did not want to be drawn into that battle.

Amazon announced in November that it had chosen the Long Island City section of Queens for one of two new headquarters, with the other in Arlington, Virginia. Both would get 25,000 jobs. A third site in Nashville, Tennessee, would get 5,000.

The company planned to spend $2.5 billion building the New York office, choosing the area in part because of its large pool of tech talent. The governor and the mayor had argued that the project would spur economic growth that would pay for the $2.8 billion in state and city incentives many times over.

In pulling out, Amazon said it isn't looking for a replacement location "at this time." It said it plans to spread the technology jobs that were slated for New York to other offices around the U.S. and Canada, including Chicago, Toronto and Austin, Texas. It will also expand its existing New York offices, which already have about 5,000 employees.

ALMANAC

Today is **Friday, Feb. 15**, the 46th day of 2019. There are 319 days left in the year.

Today in history

On **Feb. 15, 1961**, 73 people, including an 18-member U.S. figure skating team en route to the World Championships in Czechoslovakia, were killed in the crash of a Sabena Airlines Boeing 707 in Belgium.

On this date

In **1798**, a feud between two members of the U.S. House of Representatives (meeting in Philadelphia) boiled over as Roger Griswold of Connecticut used a cane to attack Vermont's Matthew Lyon, who defended himself with a set of tongs. (Griswold was enraged over the House's refusal to expel Lyon for spitting tobacco juice in his face two weeks earlier; after the two men were separated, a motion to expel them both was defeated.)

In **1933**, President-elect Franklin D. Roosevelt escaped an assassination attempt in Miami that mortally wounded Chicago Mayor Anton J. Cermak; gunman Giuseppe Zangara was executed more than four weeks later.

In **1953**, Tenley Albright, 17, became the first American woman to win the world figure skating championship, which was held in Davos, Switzerland.

In **1965**, Canada's new maple-leaf flag, which replaced the "Red Ensign" design, was unfurled in ceremonies in Ottawa.

In **1989**, the Soviet Union announced that the last of its troops had left Afghanistan, after more than nine years of military intervention.

Today's birthdays

Actress Claire Bloom is 88. Author Susan Brownmiller is 84. Songwriter Brian Holland is 78. Rock musician Mick Avory (The Kinks) is 75. Jazz musician Henry Threadgill is 75. Actress-model Marisa Berenson is 72. Actress Jane Seymour is 68. Singer Melissa Manchester is 68. Actress Lynn Whitfield is 66. "Simpsons" creator Matt Groening is 65. Actor Christopher McDonald is 64. Actor Joseph R. Gannascoli is 60. Musician Mikey Craig (Culture Club) is 59. College and Pro Football Hall of Famer Darrell Green is 59. Actor-comedian Steven Michael Quezada is 56. Actress Alex Borstein is 48. Actress Renee O'Connor is 48. Actress Sarah Wynter is 46.

Bible verse

"For the kingdom of God is not meat and drink; but righteousness, and peace, and joy in the Holy Ghost." — **Romans 14:17**.

There is no substitute for the supernatural! The Holy Spirit has come so that we don't have to settle for less.

ODD NEWS

Purse lost in school in 1950s to be reunited with owner

JEFFERSONVILLE, Ind. (AP) — A purse containing a prom invitation, photos and other items from 1950s America will be returned to its now 82-year-old owner after workers found it while demolishing part of an Indiana high school.

Martha Everett lost the black stitched purse more than six decades ago. Workers found it in January behind science classroom cabinets in the old Jeffersonville High School, where Everett was a senior in 1955.

Greater Clark County Schools spokeswoman Erin Bojorquez says the district was able to track Everett "thanks to the power of social media" after one of her relatives saw a Facebook post about the purse . The district plans to mail the purse to Everett's home in Florida.

The News and Tribune reports that its contents included a wallet, a letter inviting her to the prom, lipstick, photos and Juicy Fruit gum wrappers.

SPORTS

Friday, February 15, 2019 www.yoursun.com | www.facebook.com/SunPreps | @Sun_Preps

Oregon, Leavitt separate

Defensive coordinator, former longtime coach at USF agrees to part ways with Ducks.

See the story on page 6.

■ RAYS

Snell, Morton's bullpen sessions highlight Day 2

By MARC TOPKIN
Tampa Bay Times

PORT CHARLOTTE — The Rays got out in the sunshine Thursday and got in what manager Kevin Cash said was a good day of work.

The Rays' top two starters, Blake Snell and Charlie Morton, were among those throwing bullpen sessions and looked good in doing so.

"Obviously anytime Blake throws it's exciting," Cash said. "Charlie Morton, I've seen him throw a couple 'pens, he looked good."

Snell said he was focusing more on his delivery and not concerned with the velocity, and was pleased with some things he did.

Both also got the chance to throw to veteran an catcher Mike Zunino, who was acquired from Seattle. Zunino took time to talk with the pitchers after they threw, part of what will be an ongoing educational process throughout the spring.

Cash said the staff has had a favorable first impression of Zunino, both in shape and style.

"He's energetic," Cash said. "And you already see why he's made so many good relationships over the course of his career, just how outgoing the personality is."

Also:

• Reliever Emilio Pagan, acquired from Oakland in a three-team trade that sent prospects to Texas, made a strong impression. "I heard when we acquired him he's got a chance to do some special things," Cash said. "And the first bullpen, the breaking balls, everything looked really crisp, s'o that was good to see."

• Infielder Daniel Robertson joined the early-reporting position players, as 59 of the 66 rostered players are in camp.

• Reliever Andrew Kittredge said he talked with MLB exec Joe Torre in December about having his three-game suspension rescinded and was pleased with the decision, though he did still have to pay the $1,500 fine. He was suspended for throwing at the head of a Yankees hitter in a late September game.

• Reliever Wilmer Font, who missed the last three months due to a lat strain, has looked so good, the Rays asked him to hold back a little. "Wilmer is pretty impressive where he is from a physical standpoint," Cash said. "We e asked him to kind of temper it down a little bit because he's just lighting up catchers' mitts right now.,"

SUN PHOTO BY TOM O'NEILL

The Tampa Bay Rays free agent acquisition, pitcher Charlie Morton, throws a bullpen session Thursday at Charlotte Sports Park. Morton won the World Series with the Houston Astros in 2017.

■ BOYS BASKETBALL

North Port's Baker bounced back from injuries

SUN PHOTO BY TOM O'NEILL

North Port senior Eric Baker overcame two tears to his ACL to become a productive player this past season.

By JUSTIN RAFFONE
Sun Correspondent

As he sat on the sidelines watching his team compete without him, Eric Baker was reflective on the times he had been on the court with his teammates.

Baker, who just completed his senior season with the boys basketball team from North Port High, was an up and coming junior who had recently torn the anterior cruciate ligament (ACL) in his left knee for the second time in three years.

Of course Baker wanted to play because he missed the game, but his unselfish attitude toward basketball was even stronger, as he knew he could be helping his team if on the court. He wanted to play to give his team a better chance to win.

One play. That's all it takes for an athlete's season or career to be derailed because of injury. Unfortunately for Baker, he has suffered through that twice in his time playing high school basketball. Fortunately, Baker has had a great support system, including his parents, that wouldn't let him indulge in the dangers of self-pity.

"You can be upset the first day, but after that it's time to come back and get ready to play," was the advice Baker received from his parents.

The first time Baker tore his ACL was the summer heading into his freshman year. He didn't have a clue as to how severe the injury was when it occurred, there was no pop or immediate pain, but his knee kept giving out. He kept trying to play through the tear that day and for days to follow, however. It wasn't until an MRI a week or so later that Baker realized what he was dealing with.

The surgeon who performed the first operation on Baker's left knee has done the same for many professional athletes. Baker wasn't a professional athlete, however, instead he was still a growing child.

The issue that caused was that the surgeon needed to take from a different place than he

BAKER | 3

■ NASCAR

Dillon, Wallace try and rekindle Daytona magic

By DAN GELSTON
AP Sports Writer

DAYTONA BEACH — Austin Dillon would fly home from another miserable race last year — say, a 35th-place finish at Talladega or a 37th at Chicagoland — and try and comfort himself with thoughts of when he was feeling sky high.

"Every time you have a bad race, you're justifying it," Dillon said. "Well, we won the (Daytona) 500, you know."

Bubba Wallace was the feel-good story as the rookie driver who flourished at Daytona. He was second behind Dillon for the highest finish ever in the race for a black driver, and threw a family reunion on the dais when his teary-eyed mom and sister crashed the party.

A year later, Richard Petty Motorsports is still a mid-pack team scrambling for sponsorship and battling financial woes that have put the future of the organization and Wallace's ride on the rocks.

How about a repeat finish at Daytona? Even the 25-year-old Wallace isn't convinced it's in the cards.

"A lot of people hyped this story up coming back as, 'oh, you are going to do it again.' It's like, let's pump the brakes," Wallace said. "Let's get through the rest of the week and let's make it to lap 199."

Dillon and Wallace finished 1-2 in the kind of finish NASCAR was banking on as the genesis of a breakthrough season for its youth movement. Dillon put the No. 3 car made famous by Dale Earnhardt back in victory lane. He met a kid who gave Dillon a lucky penny that the driver taped to the dashboard. Wallace took a phone call from Hank Aaron and rekindled glory days with Petty.

DAYTONA | 6

■ LIGHTNING

Bishop's return brings back Tampa memories

By MARY FAIELLO
Tampa Bay Times

TAMPA — It didn't take long for Ben Bishop to remember the feeling of home.

It hit him while he was sitting at Ulele Wednesday night with some of his Dallas teammates and walking around the same stomping grounds where he and his wife spent four and a half years of their life together.

"Nothing but good times, and kind of a second home," he said with a smile. "A lot of good people I met here, a lot of friends. Just seeing the workers around the rink, it's fun to see them again."

Bishop said a few people recognized him at the popular Tampa restaurant. Knowing that many Lightning fans still wear his name and old jersey number on their backs to every home game also offers a warm feeling.

"It's a special place in my heart and this city, obviously a lot of great memories," the Dallas goalie said after the morning skate on Thursday.

Bishop's return to Tampa, however, is dampened by the fact that the 6-foot-7 goalie remains on the IR list. Dealing with an upper-body injury, Bishop sat out his fourth consecutive game Thursday against the Lightning. When asked if he was happy about not having to face his old team, he indicated he was rather disappointed.

"I think you really want to go out there in the games you want to play, and kind of give it to them a little bit," he said. "Sure, they're a great team but you like those challenges as a goalie, at least shut them down

LIGHTNING | 6

INDEX | Lottery 2 | Golf 2 | Local 3 | NBA 4 | Scoreboard 5 | Colleges 6 | NHL 6 | NFL 6 | MLB 7 | Weather 8

LOTTERY CHANGE

Tuesday, January 29, was the final drawing for the **Lucky Money** lottery game. As of Friday, **February 1**, it has been replaced with the Florida Lottery's newest game, **Jackpot Triple Play**, which will draw on Tuesday and Friday nights.

Florida Lottery

www.flalottery.com

■ PICK 2

Feb. 14N 9-8
Feb. 14D 2-6
Feb. 13N 1-7
Feb. 13D 9-6
Feb. 12N 2-7
Feb. 12D 8-0
D-Day, N-Night

■ PICK 3

Feb. 14N 8-5-3
Feb. 14D 2-1-8
Feb. 13N 2-9-1
Feb. 13D 2-3-7
Feb. 12N 9-4-3
Feb. 12D 1-1-8
D-Day, N-Night

■ PICK 4

Feb. 14N 3-9-9-5
Feb. 14D 6-7-0-4
Feb. 13N 9-1-7-3
Feb. 13D 8-7-3-3
Feb. 12N 6-2-3-2
Feb. 12D 1-8-0-9
D-Day, N-Night

■ PICK 5

Feb. 14N 6-0-3-7-1
Feb. 14D 4-3-6-8-4
Feb. 13N 1-8-0-4-3
Feb. 13D 7-1-2-5-5
Feb. 12N 2-6-9-3-3
Feb. 12D 5-3-0-5-7
D-Day, N-Night

■ FANTASY 5

Feb. 14 ..... Late
Feb. 13 4-24-28-29-34
Feb. 12 10-17-22-32-35

PAYOFF FOR FEB. 13

2 5-digit winners $98,653.16
229 4-digit winners $138.50
7,807 3-digit winners $11

■ CASH FOR LIFE

Feb. 14 7-10-21-33-48
Cash Ball 2

• • •

Feb. 11 1-2-39-50-60
Cash Ball 4

PAYOFF FOR FEB. 14

0 5-5 CB $1,000/Day
0 5-5 ..... $1,000/Week
4 4-5 CB $2,500
8 4-5 ..... $500

■ JACKPOT TRIPLE PLAY

Feb. 12 17-19-38-40-43-46
Feb. 8 9-14-15-21-33-39
Feb. 5 3-5-7-13-40-45

PAYOFF FOR FEB. 12

0 6-of-6 ..... $850,000
59 5-of-6 ..... $375.50
2,277 4-of-6 ..... $23.50
38,311 3-of-6 ..... $1

ESTIMATED JACKPOT

$1,100,000

■ LOTTO

Feb. 13 9-27-31-37-41-44
Feb. 9 2-12-40-44-47-49
Feb. 6 2-5-10-35-51-53

PAYOFF FOR FEB. 9

0 6-digit winners ..... $2.5 million
10 5-digit winners $6,020.50
782 4-digit winners $69

ESTIMATED JACKPOT

$3 million

■ POWERBALL

Feb. 13 2-8-14-24-69
Powerball 26

• • •

Feb. 9 1-2-3-7-39
Powerball 25

PAYOFF FOR FEB. 13

0 5-5 + PB ..... $242 million
1 5-5 ..... $1 million
2 4-5 + PB $50,000
46 4-5 ..... $100

ESTIMATED JACKPOT

$260 million

■ MEGA MILLIONS

Feb. 12 15-32-39-50-65
Mega Ball 7

• • •

Feb. 8 14-24-31-42-48
Mega Ball 13

PAYOFF FOR FEB. 12

0 5 of 5 + MB ..... $173 million
0 5 of 5 ..... $1 million
3 4 of 5 + MB $10,000
16 4 of 5 ..... $500

ESTIMATED JACKPOT

$190 million

SunCoast Sports Now

When news breaks, you can find it at www.yoursun.com.
Like us and share our photos on Facebook: facebook.com/SunPreps
Follow us on Twitter for live updates and breaking news: @Sun_Preps

■ HORSE RACING

Casse, Clement, Perret, Royal Delta, Gio Ponti, Rags to Riches lead Hall of Fame candidates

SARATOGA SPRINGS, N.Y. (AP) — Jockey Craig Perret, trainers Mark Casse, Christophe Clement and the late David Whiteley, and five thoroughbreds are contemporary finalists for the National Museum of Racing's 2019 Hall of Fame ballot.

The racehorses include two-time turf champion Gio Ponti, 2011 Horse of the Year Havre de Grace, 2007 Belmont Stakes winner Rags to Riches and champion mare Royal Delta.

Results of the voting will be announced April 22. All candidates that receive majority approval of the voting panel will be elected to the Hall of Fame.

The hall's induction ceremony will be held Aug. 2 in Saratoga Springs.

SPORTS ON TV

AUTO RACING

12 p.m.
FS1 — NASCAR Xfinity Series, practice, Daytona Beach, Fla.

1 p.m.
FS1 — NASCAR Monster Energy Cup Series, practice, Daytona Beach, Fla.

2 p.m.
FS1 — NASCAR Xfinity Series, final practice, Daytona Beach, Fla.

3 p.m.
FS1 — NASCAR Monster Energy Cup Series, practice, Daytona Beach, Fla.

4:30 p.m.
FS1 — NASCAR Gander Outdoors Truck Series, qualifying, Daytona Beach, Fla.

7:30 p.m.
FS1 — NASCAR Gander Outdoors Truck Series: NextEra Energy 250, Daytona Beach, Fla.

BIATHLON

1 p.m.
NBCSN — IBU World Cup: men's 10km sprint, Salt Lake City, Utah

BOBSLEDDING/SKELETON

10 a.m.
NBCSN — IBSF World Cup: women's skeleton competition, Lake Placid, N.Y.

9:30 p.m.
NBCSN — IBSF World Cup: Lake Placid, N.Y. (taped)

BOXING

9 p.m.
ESPN — Top Rank Boxing: Main Event, Baysangurov-Brant, Hinckley, Minn.

MEN'S COLLEGE BASKETBALL

7 p.m.
ESPN2 — St. Joseph's at Davidson
ESPNEWS — Harvard at Princeton
ESPNU — Buffalo at Toledo

9 p.m.
ESPN2 — Troy at Georgia Southern
ESPNU — Northern Kentucky at Wright State

WOMEN'S COLLEGE BASKETBALL

7 p.m.
FS2 — Providence at Xavier

WOMEN'S COLLEGE GYMNASTICS

7 p.m.
SEC — Kentucky at Georgia

8:30 p.m.
BTN — Maryland at Minnesota
SEC — Florida at Alabama

MEN'S COLLEGE HOCKEY

6 p.m.
BTN — Minnesota at Ohio State

6:30 p.m.
CBSSN — North Dakota at Western Michigan

7 p.m.
NBCSN — Wisconsin at Notre Dame

9 p.m.
CBSSN — Denver at Minnesota-Duluth

COLLEGE SOFTBALL

10 a.m.
ESPNU — St. Pete/Clearwater Elite Invitational: Notre Dame vs. Tennessee, Clearwater, Fla.

1 p.m.
ESPNU — St. Pete/Clearwater Elite Invitational: Florida State vs. Oklahoma, Clearwater, Fla.

4 p.m.
ESPNU — St. Pete/Clearwater Elite Invitational: Texas vs. LSU, Clearwater, Fla.

GOLF

12 p.m.
GOLF — PGA Tour Champions Golf: Chubb Classic, first round, Naples, Fla.

2 p.m.
GOLF — PGA Tour Golf: Genesis Open, second round, Pacific Palisades, Calif.

11 p.m.
GOLF — LPGA Tour Golf: ISPS Handa Women's Australian Open, third round, Australia

MIXED MARTIAL ARTS

9 p.m.
PARAMOUNT — Bellator 215: Mitrione-Kharitonov, Uncasville, Conn.

NBA BASKETBALL

7 p.m.
ESPN — NBA All-Star Celebrity Game: From Charlotte, N.C.

9 p.m.
TNT — NBA All-Star Rising Stars Game: Team USA vs. Team World, Charlotte, N.C.

NHL HOCKEY

7 p.m.
NHL — NY Rangers at Buffalo

SKIING

11 a.m.
NBCSN — FIS World Alpine Championships: men's giant slalom (run 2), Sweden

SOCCER

2:20 p.m.
FS2 — Bundesliga: Bayern Munich vs. Augsburg

10 p.m.
FS2 — Liga MX: Veracruz vs. Tijuana

HOW TO ...

• **Submit a story idea:** Email sports@sun-herald.com or call 941-206-1175. Must contain name, address and number.
• **Report a high school result:** Call 877-818-6204 or 941-206-1175.
• **To report an error:** Call the sports department at 941-206-1175 or email sports@sun-herald.com.

CONTACT US

Benjamin Baugh • Editor
benjamin.baugh@yoursun.com or 941-206-1175
Jacob Hoag • Staff writer
jacob.hoag@yoursun.com or 941-206-1122
Email: sports@sun-herald.com
Fax: 941-629-2085

■ GOLF

Mickelson delivers drama as rain stops play, cancels Riviera round

Lefty hits three bunkers, makes par, but it won't count

By DOUG FERGUSON
AP Golf Writer

LOS ANGELES — In the 50 minutes of golf Thursday morning at the Genesis Open, Phil Mickelson still managed to put on a show.

He hit into three bunkers on the par-4 10th hole at Riviera. He still made par.

And now it won't even count.

The opening round was halted by rain with only 30 players from the 144-man field on the golf course. As the rain became heavier, PGA Tour officials decided to scrap the round and start over when the rain stopped and Riviera dried out enough to resume.

It was the first time a round was scrapped on the PGA Tour since the Deutsche Bank Championship outside Boston in 2013.

Mickelson hit his opening tee shot into a bunker to the right of the 10th hole, one of the worst places to be in any conditions. That's when the horn sounded to stop play because of water that began to accumulate on tee boxes, though players were allowed to finish the hole if they wanted because the weather didn't present a dangerous situation.

Jordan Spieth and Xander Schauffele chose to stop. Mickelson kept going, and he sent his next shot over the green and into a slightly plugged lie in wet sand.

AP PHOTO

Phil Mickelson tees off on the 10th hole during the first round of the Genesis Open at Riviera Country Club on Thursday, in the Pacific Palisades area of Los Angeles. The round was canceled.

Unable to control the spin, he blasted out and watched the ball roll across the shallow green and into another bunker.

But his fourth shot, which looked to have enough speed to go into the back bunker again, instead found the bottom of the cup for par.

He walked back to his caddie and said with a wide smile, "How about we go in now?"

Spieth was far more fortunate. His tee shot struck the cart path left of the 10th green, hit it again and bounded beyond the forward area of the 11th tee into thick grass that came up to his shins. His only option was to chop it toward the green and hope to get up-and-down.

Now he won't have to go back there to play his next shot — unless he somehow winds up there again.

Along with the rain, PGA Tour official Steve Rintoul questioned the light available when play began at 6:40 a.m. "We felt that the visibility had in fact deteriorated ... during the 50 minutes of play, and that conditions had actually deteriorated and visibility was going downhill, making depth perception and reading the line of play to be very challenging," Rintoul said.

It was appropriate that Mickelson, of all people, decided to finish out the hole, even as it was going badly for him until he holed the third bunker shot for par. Just four days ago, when it was too dark to finish the final two holes at the AT&T Pebble Beach Pro-Am, Mickelson wanted to keep playing with a three-shot lead. "I can see fine," he said.

■ OLYMPICS

Olympic unpaid volunteers: One-time chance, or exploitation?

By STEPHEN WADE
AP Sports Writer

TOKYO — Unpaid Olympic volunteers do almost everything: guide athletes around, greet dignitaries and translate for lost fans.

IOC officials acknowledge the games couldn't be held without them; invariably smiling, helpful and praised by presidents, prime ministers and monarchs.

The billion-dollar Olympics are awash with cash. But volunteers work for free. That's the case at next year at the Tokyo Olympics and Paralympics, where about 80,000 volunteers will be needed. Just over 200,000 have applied with orientation and interviews for Japan residents starting this month.

Most don't seem to mind, thrilled about a once-in-a-lifetime chance and largely unaware that their unpaid labor enriches Olympic sponsors, powerful TV networks, and the Switzerland-based International Olympic Committee.

"To me, it's very clearly economic exploitation," Joel Maxcy, the president of the International Association of Sports Economists and a professor at Drexel University in Philadelphia, told The Associated Press.

Maxcy described a situation in which volunteers assemble the product but "someone else is collecting nearly all of the money derived from those labor efforts."

Volunteers are lured by the powerful Olympic brand, the glamor of being behind the scenes, a sense of altruism and, for younger volunteers, a hope the work might lead to connections and a full-time job.

"I'm willing to work for free if I can get a chance to see and talk to Olympians from all over the world in person," Yutaro Tokunaga, who attended a recent Tokyo orientation for volunteers, told the AP. The 26-year-old said his employer is giving him five days of paid Olympic leave.

Volunteers also get involved out of civic duty or patriotism — and the chance to brag to friends. Many older volunteers often don't need the money.

California-based labor economist Andy Schwarz suggested some volunteers would even pay to play.

"It's easy to imagine the Olympics charging for the right to help if the honor were high enough," Schwarz said.

Olympic volunteers typically pay their own lodging and transportation to the host city. They get meals on the days they work, some training and uniforms to treasure. In Tokyo, they will get up to 1,000 yen daily (about $9) to get to work on the city's vast train system. Tokyo organizers also provide some insurance. Almost two-thirds of the applicants for the Tokyo Olympics are Japanese, and almost two-thirds are women.

A study done for the IOC on volunteers at the 2000 Sydney Olympics said their value was at least $60 million for 40,000 volunteers. Now, 20 years later, Tokyo organizers will use twice that many.

Separately, the Tokyo city government will field another 30,000 unpaid volunteers.

Proponents argue volunteers embody the spirit of the games, harkening to a time almost 50 years ago when Olympic athletes were unpaid amateurs. The IOC champions their use despite some complaints on social media in Tokyo that volunteers are similar to "forced labor."

IOC member John Coates, who heads the inspection team for Tokyo, strongly defended the use of unpaid help.

"They don't have to apply if they don't want to," the Australian said. "The economics of it necessitates having to have volunteers. They get trained, they get their uniforms. They are part of something very exciting. ... I don't think there's a case for paying volunteers."

■ BOYS BASKETBALL

We're in for another good one with Pirates-Tarpons

The Pirates have won past two meetings this season, but the Tarpons are red hot

Sports Writer

Jacob HOAG

Get your popcorn ready — even though I'm more of a nacho guy — we have Round 3 of Port Charlotte vs. Charlotte boys basketball.

And this one is the most important one yet.

The Tarpons will travel to Pirate's Cove Tonight at 7 p.m. with hopes of being the first to dethrone the Pirates, who have won all 24 games this year.

The winner becomes district champ after neither team reached this point last year and earn the added bonus of a home game in Regionals.

Charlotte (20-7) has won seven of its last eight with the only loss coming from Immokalee (20-5), which is no slouch, and beat defending champ Lemon Bay 57-45 Wednesday in the district semis. Port Charlotte is riding a 24-game win streak and is in the midst of the best season in program history.

The Pirates have held the Tarpons well below their season average in points and have won the last two meetings by 10 and nine points respectively.

But we all know it's anyones game.

The game plan for Port Charlotte remains the same. They want to keep senior Ahmad Johnson in check and not allow him to take over the game for any stretch. Johnson has scored a combined 19 points in two games against the Pirates though he has averaged 21 for the year.

He scored 10 straight and a game-high 29 against the Mantas.

For Charlotte, they don't have one player to contain, they have five, all seniors. The Tarpons will have to find a way to penetrate the Pirates' stout defense.

They have a size advantage, are very athletic and want to push the tempo. They will use that to their advantage.

You'd think the Pirates would have a clear edge being the undefeated team playing at home, but it's tough to beat a talented team three times in a row.

Regardless of the outcome, I doubt this is the last we'll see of this matchup. If both teams take care of business in the first round of Regionals, there will be more of this long-standing rivalry that has produced some great finishes.

Tomorrow there can only be one champion. So who will it be?

SUN PHOTO BY JENNIFER BRUNO

Charlotte's Ahmad Johnson (left) has been held below his season average in two prior games against Port Charlotte.

SUN PHOTO BY JENNIFER BRUNO

Port Charlotte's Alex Romero scores against Charlotte in December.

PREP SPORTS CALENDAR

In yesterday's sports section, we incorrectly printed that the district championship between Port Charlotte and Charlotte high schools played on Thursday. They will play today at Port Charlotte at 7 p.m.

FRIDAY

■ **Baseball**
Snowbird Baseball Classic, all day

■ **Boys Volleyball**
Venice at Cardinal Gibbons vs. Cooper City (preseason), 5 p.m.
Venice vs. Southwest, 7 p.m.

■ **Girls Wrestling**
Venice at state meet at Dr. Phillips HS, 5:30 p.m.

■ **Track and Field**
Boys and Girls Track Charlotte, Venice, Venice Relays, 3 p.m.

SATURDAY

■ **Boys Volleyball**
Venice preseason at Cardinal Gibbons, 10:30 a.m.

■ **Weightlifting**
Venice Girls varsity and JV state meet at Dr. Phillips HS, 10 a.m.
Charlotte Boys Weightlifting, Caleb Rimes Invite, Labelle High School, 10 a.m.

Local Prep Briefs

TENNIS

Lemon Bay 7, Booker 0

The Lady Mantas earned a clean sweep of Booker on Thursday at home to improve to 1-1 on the young season.

In the top spot, Jordan Shirley won 6-1, 6-0. Also earning wins in singles were Siena Burger (6-0, 6-0) and Brittini Bisceglia (6-0, 6-0). Maria L'Abbe and Elizabeth Schum won by forfeit.

In doubles, L'Abbe and Schum won 8-1 and Burger and Bisceglia won via forfeit.

SUN PHOTO BY MONICA AMAYA

North Port sophomore Felia Rizk defeated Charlotte senior Megan McGivern 6-4, 8-6 and 10-2.

Lemon Bay will host Port Charlotte on Thursday at 3 p.m.

Charlotte 4, North Port 1

The Lady Tarpons won all but one of the singles matches on Tuesday.

PRESEASON SOFTBALL

Port Charlotte 18, Imagine School 2

Though it's only preseason, the Lady Pirates got off to a fast start and poured on the runs against the Imagine School of North Port.

Port Charlotte scored three runs in each of the first two innings with the Lady Sharks adding a run in each. Leading 6-2, Port Charlotte then poured on 12 runs over the ensuing two innings for the mercy run in the fourth inning.

But even with the onslaught of runs, the Lady Pirates only recorded four hits.

Seaaira Yiengst led with two hits and an RBI and Olivia Hernandez led with three RBIs. Breanna Beck got the win on the mound.

GIRLS BASKETBALL

Charlotte 59, Northeast 46

The Lady Tarpons knocked off Northeast in the opening round of the regional playoffs.

They will travel to Clearwater High School on Tuesday at 7 p.m. for the regional final.

WRESTLING

The dual match between Charlotte High School and Palmetto was canceled.

SUN PHOTO BY MONICA AMAYA

Sofia Scalvini, a senior at Charlotte, defeated North Port senior Haylee Butsch 6-0 and 6-1.

BAKER

FROM PAGE 1

normally would for an ACL tear in an athlete with closed growth plates, which led Baker to be more susceptible to another tear.

Taking from his hamstring made it to where Baker's growth plates weren't altered, but his knee wasn't as sturdy as it is after a reconstructed knee is for an adult.

Baker would go on to tear the same ACL two years later, possibly because he had not be fully physically matured during the first surgery. The second surgery saw Dr. Shapiro from Sarasota incorporate Baker's patella tendon into the ACL this time.

"The injuries made me appreciate the game more," said Baker.

"I already knew high school was only four years but the injuries made it even shorter so I had to make the best of the situation I was in."

Time went on and the further Baker got from the surgery the more the weariness of an injury happening again passed. Baker said he felt like he was fully back during last seasons District Championship win when he scored a game high 17 points after the Bobcats top player was injured during the game.

"Not how you start how you finish," said Baker about his Junior year and of how North Port's season has gone this year.

"Right now we're playing our best basketball, being 5-1 in our last six games and only losing to an undefeated team, has us ready for districts."

As for the mindset Baker has going into the district tournament, he said he and North Port "just have to play our game."

Baker expects to come out like some of his favorite players, which includes Larry Bird, and use his basketball IQ and shooting ability to offset any of the athleticism he may have lost two to ACL tears.

"Im just going to keep playing my game, shoot whenever I'm open, be able to attack the basket and get my teammates good shots," said Baker.

■ NBA

Wade, Nowitzki share elder statesmen status

By SCHUYLER DIXON
AP Sports Writer

DALLAS — Of all the opposing jerseys Dwyane Wade has collected through swaps during his final NBA season, Dirk Nowitzki's was among those the Miami star wanted the most and somehow seemed worried he wouldn't get.

Maybe it had something to do with the "frosty" phase of their relationship, as the Dallas icon described the strain following the Heat's six-game win over the Mavericks in the 2006 NBA Finals. Maybe Wade thought such a display wouldn't be possible on Dallas owner Mark Cuban's court.

The two-time Finals foes are elder statesmen in their league now, a co-existence better defined by sharing honorary All-Star status for the NBA's biggest party than bitterness over a championship lost to a rival.

"You appreciate having someone like that that's a part of your journey, that pushes you," Wade said, a few hours before that jersey swap took place near midcourt following Miami's 112-101 victory in Dallas on Wednesday.

NBA Commissioner Adam Silver added Wade and Nowitzki as All-Star extras for Sunday's game in Charlotte, North Carolina, with the 37-year-old Wade already saying his 16th season will be his last and the 40-year-old Nowitzki's record 21st season with the same franchise having the feel of an unofficial farewell tour.

After winning his first title on Dallas' home court in 2006, Wade wasn't thrilled with complaints that the Heat — and their star player in particular — got a huge assist from the officials. He eventually shot back that the Mavericks might have won with better leadership from Nowitzki.

When Nowitzki was on his way to payback with a title five years later, Wade and LeBron James mocked Nowitzki by faking coughs in front of cameras after that year's finals MVP made the decisive bucket in a critical Game 4 win while playing with a fever.

Those days are long gone, replaced by mutual admiration for players in supporting roles on teams with little hope of winning titles after years as pressure-laden leading men for franchises that were among the elite.

"I always say he pushed me to become the player in '11 to ultimately win," Nowitzki said.

Wade won his second and third titles — both with James — the first two years after losing to the Mavericks. He essentially says the same thing about his experience of losing to Nowitzki.

"We don't lose that Finals in '11, we're still going, me and 'Bron still fighting it out to see who's the best," Wade said.

The Mavericks haven't won a playoff series since taking the franchise's only title and have ground to make up if they want to avoid missing the postseason for the third straight year.

The Heat had one playoff series victory in the four years after going to the Finals in each of James' four seasons. Miami has more realistic playoff hopes than Dallas this year.

None of that will matter as the All-Stars celebrate two players with 27 appearances between them. This will be 14 for Nowitzki, the German who is the only foreign-born player among the NBA's seven 30,000-point scorers, and 13 for Wade.

The most competitive part of Nowitzki's weekend will come in the 3-point contest Saturday night — he's the only 7-footer to win it (in 2006). And he'll be one of the coaches in the Rising Stars game, leading 19-year-old Dallas rookie sensation Luka Doncic.

AP PHOTO

Miami Heat guard Dwyane Wade (left) and Dallas Mavericks forward Dirk Nowitzki left, swap jerseys after a game in Dallas on Wednesday. They have been named as honorary All-Stars.

■ NBA: Orlando 127, Charlotte 89



AP PHOTO

Orlando Magic guard Evan Fournier (10) shoots against a pair of Charlotte Hornets defenders during the first half.

Magic win fifth straight, end 13-game skid vs Hornets

By BILL Fay
Associated Press

ORLANDO — The Orlando Magic ended a 13-game losing streak to Charlotte, routing the Hornets 127-89 on Thursday night behind 21 points from reserve Terrence Ross.

The Magic have won five straight for the first time in more than three years. Nikola Vucevic had his fifth straight double-double with 17 points and 11 rebounds, while Aaron Gordon added 10 points and 10 rebounds. Jonathan Isaac scored 16 points.

The Magic led 71-36 at halftime, their biggest lead in any game this season. Guard D.J. Augustin drilled a 3-pointer on the first possession of the second half and the Hornets never got closer than 29 points after halftime.

Malik Mon scored 15 points, Jeremy Lamb had 14 and Cody Zeller added 13 for the Hornets.

It was Orlando's first victory over Charlotte since Dec. 16, 2015.

Charlotte started poorly and got worse throughout a forgettable first half. The Hornets were only 6 of 24 in the first quarter and were already down 15 by the end of the period. The deficit grew to 36 when Orlando outscored the Hornets 16-6 in the final three minutes of the half.

The Magic dominated the game at both ends of the court, but most of it was fueled by a relentless defense that limited Charlotte to 26.4 percent shooting for the half.

All-Star Kemba Walker, who has made a career of shooting down the Magic during the 13-game winning streak, was 1 for 10 at the start and only 4 of 17 by halftime. He had a plus-minus rating of minus-27 at halftime and only played seven minutes in the second half before sitting down for the night.

Orlando was almost as good offensively, getting contributions from every player, especially the fast-developing Isaac. The Magic's top pick in the 2017 draft had 13 points and six rebounds at halftime, and was the anchor at the back end of the team's defense. Charlotte hit just nine of 25 shots in the paint in the first half.

■ MEN'S COLLEGE BASKETBALL ROUNDUP

No. 9 Houston tops UConn for 9th straight victory

By PAT EATON-ROBB
AP Sports Writer

HARTFORD, Conn. — DeJon Jarreau had 18 points and seven assists to help No. 9 Houston beat UConn 71-63 on Thursday night for its ninth straight victory.

Armoni Brooks added 12 points for the Cougars (24-1, 11-1 American Athletic Conference). They opened the second half with a 17-4 run to take control.

Christian Vital had 15 points for UConn (13-12, 4-8). The Huskies have lost three straight since a knee injury took out scoring leader Jalen Adams.

Jarreau's driving layup gave Houston a 17-point lead with just over 7 1/2 minutes to go. UConn cut it to 61-55 after a 3-pointer by Sidney Wilson and a free throw from Christian Vital.

Another driving layup by Jarreau, followed by a steal and two foul shots from Cedrick Alley Jr. brought the lead back to double digits.

The Huskies failed to capitalize on 21 Houston fouls, going 14 of 25 from the line.

Illinois 63, Ohio State 56

COLUMBUS, Ohio — Trent Frazier had 15 points and Ayo Dosunmu buried a key 3-pointer with 29 seconds remaining as Illinois held off Ohio State 63-56 Thursday for its fourth win in a row.

Dosunmu also scored 15 points and Giorgi Bezhanishvili added 13 for the Illini (10-15, 6-8 Big Ten), who won their first true road game of the season.

The loss snapped a three-game win streak for the Buckeyes (16-8, 6-7), who committed 18 turnovers leading to 14 Illini points.

Florida Atlantic 57, North Texas 47

BOCA RATON — Anthony Adger had 15 points as Florida Atlantic defeated North Texas 57-47 on Thursday night.

Karlis Silins had 14 points for Florida Atlantic (15-11, 6-7 Conference USA). Xavian Stapleton added 12 points.

Neither team was able to get much going offensively in the first half. After leading 25-23 entering the locker room at halftime, Florida Atlantic kept it up in the second half to earn the 10-point victory.

AP PHOTO

Connecticut's Tarin Smith, center, is pressured by Houston's Corey Davis Jr., left, Galen Robinson Jr. back center, and DeJon Jarreau, right, during the first half on Thursday.

SCOREBOARD

PRO BASKETBALL

NBA

All times Eastern

EASTERN CONFERENCE

ATLANTIC DIVISION	W	L	PCT	GB
Toronto	43	16	.729	—
Boston	37	21	.638	5½
Philadelphia	37	21	.638	5½
Brooklyn	30	29	.508	13
New York	11	47	.190	31½
SOUTHEAST DIVISION	**W**	**L**	**PCT**	**GB**
Charlotte	27	30	.474	—
Miami	26	30	.464	½
Orlando	27	32	.458	1
Washington	24	34	.414	3½
Atlanta	19	39	.328	8½
CENTRAL DIVISION	**W**	**L**	**PCT**	**GB**
Milwaukee	43	14	.754	—
Indiana	38	20	.655	5½
Detroit	26	30	.464	16½
Chicago	14	44	.241	29½
Cleveland	12	46	.207	31½

WESTERN CONFERENCE

SOUTHWEST DIVISION	W	L	PCT	GB
Houston	33	24	.579	—
San Antonio	33	26	.559	1
Dallas	26	31	.456	7
New Orleans	25	33	.431	8½
Memphis	23	36	.390	11
NORTHWEST DIVISION	**W**	**L**	**PCT**	**GB**
Denver	39	18	.684	—
Oklahoma City	37	19	.661	1½
Portland	33	23	.589	5½
Utah	32	25	.561	7
Minnesota	27	30	.474	12
PACIFIC DIVISION	**W**	**L**	**PCT**	**GB**
Golden State	41	15	.732	—
L.A. Clippers	32	27	.542	10½
Sacramento	30	27	.526	11½
L.A. Lakers	28	29	.491	13½
Phoenix	11	48	.186	31½

Wednesday's Games
Brooklyn 148, Cleveland 139, 3OT
Milwaukee 106, Indiana 97
Boston 118, Detroit 110
Philadelphia 126, New York 111
Toronto 129, Washington 120
Chicago 122, Memphis 110
Minnesota 121, Houston 111
Miami 112, Dallas 101
Denver 120, Sacramento 118
L.A. Clippers 134, Phoenix 107
Portland 129, Golden State 107
Thursday's Games
Orlando 127, Charlotte 89
New York 106, Atlanta 91
Oklahoma City at New Orleans, late
Today's Game
At Charlotte, N.C.
Team World vs. Team USA, 9 p.m.
Saturday's Games
None scheduled
Sunday's Game
2019 NBA All-Star Game
At Charlotte, N.C.
Team LeBron West vs. Team Giannis East, 8 p.m.

MAGIC 127, HORNETS 89

CHARLOTTE (89)
Batum 3-7 3-4 9, Williams 2-7 0-0 5, Zeller 4-10 5-6 13, Walker 4-20 2-3 10, Lamb 6-10 1-2 14, Bridges 3-6 0-0 6, Kidd-Gilchrist 0-2 0-0 0, Kaminsky 2-3 0-0 5, Hernangomez 0-2 4-6 4, Graham 1-5 0-0 2, Mack 1-5 4-5 6, Monk 7-16 0-0 15, Bacon 0-1 0-0 0. Totals 33-94 19-26 89.
ORLANDO (127)
Isaac 6-9 2-2 16, Gordon 4-17 1-1 10, Vucevic 7-13 2-3 17, Augustin 3-5 0-0 8, Fournier 5-12 1-2 12, Frazier Jr. 2-3 0-0 4, Iwundu 2-2 5-6 11, Jefferson 1-1 0-0 2, Martin 2-3 0-0 6, Birch 4-4 0-0 8, Briscoe 2-5 0-0 6, Ross 8-15 2-3 21, Grant 2-3 1-1 6. Totals 48-92 14-18 127.

CHARLOTTE	18	18	31	22	— 89
ORLANDO	33	38	27	29	—127

3-Point Goals—Charlotte 4-30 (Lamb 1-2, Kaminsky 1-2, Williams 1-3, Monk 1-7, Bridges 0-1, Zeller 0-1, Batum 0-1, Bacon 0-1, Kidd-Gilchrist 0-1, Graham 0-4, Walker 0-7), Orlando 17-39 (Ross 3-8, Iwundu 2-2, Briscoe 2-2, Martin 2-3, Augustin 2-3, Isaac 2-4, Grant 1-2, Vucevic 1-2, Fournier 1-6, Gordon 1-6, Frazier Jr. 0-1). Fouled Out—None. Rebounds—Charlotte 45 (Williams 8), Orlando 50 (Gordon, Vucevic 11). Assists—Charlotte 18 (Graham 4), Orlando 32 (Augustin 7). Total Fouls—Charlotte 19, Orlando 15. A—18,846 (18,846).

KNICKS 106, HAWKS 91

NEW YORK (106)
Knox 2-9 3-4 9, Kornet 3-16 2-2 11, Jordan 4-4 2-2 10, Smith Jr. 7-10 3-8 19, Dotson 4-11 4-4 13, Vonleh 2-5 0-0 4, Robinson 3-5 0-0 6, Allen 5-9 3-4 14, Trier 2-2 1-2 6, Jenkins 6-13 0-0 14. Totals 38-84 18-26 106.
ATLANTA (91)
Prince 3-12 2-2 10, Collins 4-11 0-0 8, Dedmon 6-10 5-5 21, Young 6-19 3-4 16, Huerter 0-4 0-0 0, Bembry 1-4 0-0 2, Spellman 2-5 0-0 6, Len 1-7 3-4 6, Bazemore 7-14 2-3 16, Anderson 1-3 0-0 2, Carter 2-2 0-1 4. Totals 33-91 15-19 91.

NEW YORK	28	26	28	24	—106
ATLANTA	13	38	22	18	— 91

3-Point Goals—New York 12-31 (Kornet 3-10, Smith Jr. 2-3, Knox 2-3, Jenkins 2-6, Trier 1-1, Allen 1-1, Dotson 1-7), Atlanta 10-38 (Dedmon 4-7, Spellman 2-3, Prince 2-9, Len 1-4, Young 1-6, Bembry 0-1, Anderson 0-1, Collins 0-2, Huerter 0-2, Bazemore 0-3). Fouled Out—None. Rebounds—New York 52 (Jordan 13), Atlanta 41 (Spellman 9). Assists—New York 21 (Allen 9), Atlanta 19 (Young 11). Total Fouls—New York 22, Atlanta 24. A—14,179 (18,118).

ODDS

PREGAME.COM LINE

COLLEGE BASKETBALL
Today

FAVORITE	LINE	UNDERDOG
at Pennsylvania	9	Dartmouth
at Davidson	11	St. Joseph's
Yale	9	at Columbia
at Princeton	1	Harvard
at Georgia State	8½	South Alabama
at Cornell	Pk	Brown
at Georgia Southern	10½	Troy
at Wright State	Pk	N. Kentucky
Buffalo	2½	at Toledo

NATIONAL HOCKEY LEAGUE
Today

FAVORITE	LINE	UNDERDOG	LINE
at Buffalo	-155	N.Y. Rangers	+145
at Carolina	-167	Edmonton	+157
at Minnesota	-205	New Jersey	+185
Boston	-158	at Anaheim	+148

Updated odds available at Pregame.com

TRANSACTIONS

BASEBALL

American League
CLEVELAND INDIANS — Signed C Tim Federowicz, RHP Asher Wojciechowski and INF Ernie Clement to minor League contracts.
National League
CHICAGO CUBS — Agreed to terms with LHP Xavier Cedeno on a one-year contract.
Frontier League
GATEWAY GRIZZLIES — Signed SS Sebastian Diaz and OF Matt McPhearson.
WASHINGTON WILD THINGS — Signed OF Alexis Rivera.
WINDY CITY THUNDERBOLTS — Signed RHP Brad Thoutt.

BASKETBALL

National Basketball Association
NBA — Fined Golden State Warriors coach Steve Kerr $25,000 for verbally abusing and confronting a game official.
ATLANTA HAWKS — Transferred F Alex Poythress from Erie (NBAGL).

FOOTBALL

National Football League
ATLANTA FALCONS — Named Dick Koetter offensive coordinator, Ben Kotwica special teams coach, Bob Sutton senior assistant coach, Bob Kronenberg assistant offensive line coach, Mike Mularkey tight ends coach, Ben Steele and Will Harriger offensive assistant coaches.
OAKLAND RAIDERS — Named Brentson Buckner defensive line coach, Taver Johnson assistant defensive backs coach, John Morton senior offensive assistant coach, A.J. Neibel strength and conditioning coach and Kirby Wilson running backs coach.

HOCKEY

American Hockey League
HARTFORD WOLF PACK — Announced F Connor Brickley was recalled by the New York Rangers. Recalled F Drew Melanson from Maine (ECHL). Signed D Derek Pratt to a professional tryout agreement.
ECHL
READING ROYALS — Announced F Josh MacDonald was released from his professional tryout contract with Lehigh Valley (AHL) and reassigned to the team. Announced G Branden Komm was recalled by Lehigh Valley.

SOCCER

Major League Soccer
MLS — Signed commissioner Don Garber to a contract extension through 2023.
FC DALLAS — Signed M Edwin Cerrillo to a homegrown player contract.
National Women's Soccer League
WASHINGTON SPIRIT — Signed F Amy Harrison. Agreed to loan terms with F Chloe Logarzo from Sydney FC.
National Premier Soccer League
NEW YORK COSMOS — Signed M Salvatore Barone.
United Soccer League
NEW MEXICO UNITED — Signed F Chris Wehan.
SAN ANTONIO FC — Signed M Leo Torres.

COLLEGES

CHATTANOOGA — Named David Bibee defensive assistant for football.
OKLAHOMA CITY — Named Marty McCauley men's and women's golf coach.
OREGON — Announced defensive coordinator Jim Leavitt and the school have mutually parted ways.

COLLEGE BASKETBALL

MEN'S BASKETBALL THE AP TOP 25 RESULTS/SCHEDULE

All times Eastern
Wednesday's Games
No. 1 Tennessee 85, South Carolina 73
No. 13 Villanova 85, Providence 67
No. 15 Texas Tech 78, Oklahoma State 50
No. 17 Florida State 88, Wake Forest 66
No. 22 Virginia Tech 76, Georgia Tech 68
Thursday's Games
No. 3 Gonzaga at Loyola Marymount, late
No. 9 Houston 71, UConn 63
Today's Game
No. 25 Buffalo at Toledo, 7 p.m.

RESULTS

THURSDAY'S GAMES
EAST
Houston 71, UConn 63
Mount St. Mary's 76, Robert Morris 62
Sacred Heart 105, Bryant 104
St. Francis (Pa.) 87, Fairleigh Dickinson 62
St. Francis Brooklyn 83, LIU Brooklyn 76
Wagner 63, Central Connecticut St. 57
Delaware at Towson, late
SOUTH
ETSU 91, The Citadel 83
FAU 57, North Texas 47
FIU 86, Rice 65
Furman 67, UNC Greensboro 57
Hofstra 99, Coll. of Charleston 95
James Madison 71, Drexel 69
Louisiana Tech 71, UTEP 57
Mercer 74, W. Carolina 65
Northeastern 81, UNC Wilmington 77
Tulsa 80, Tulane 57
Union (Ky.) 94, Tenn. Wesleyan 54
Wofford 95, VMI 84
E. Kentucky at Morehead St., late
Middle Tennessee at W. Kentucky, late
UAB at Marshall, late
UTSA at Southern Miss., late
Jacksonville St. at Tennessee Tech, late
SE Missouri at UT Martin, late
Belmont at Tennessee St., late
Murray St. at Austin Peay, late
MIDWEST
E. Illinois 79, SIU-Edwardsville 65
Illinois 63, Ohio St. 56
Kent St. 82, W. Michigan 63
UIC 81, Cleveland St. 77
UMKC 87, Grand Canyon 75, OT
Youngstown St. 75, IUPUI 73
CS Bakersfield at Chicago St., late
Oakland at Green Bay, late
Detroit at Milwaukee, late
Oral Roberts at N. Dakota St., late
Seattle at Rio Grande, late
S. Dakota St. at Nebraska-Omaha, late
SOUTHWEST
UALR 56, Texas-Arlington 52
Texas State at Arkansas St., late
FAR WEST
Arizona at Utah, late
Purdue Fort Wayne at Denver, late
Utah Valley at New Mexico St., late
Montana St. at Idaho St., late
Montana at Weber St., late
UC Santa Barbara at UC Riverside, late
Pepperdine at San Francisco, late
N. Colorado at Idaho, late
BYU at San Diego, late
N. Arizona at Portland St., late
S. Utah at Sacramento St., late
Gonzaga at Loyola Marymount, late
Saint Mary's (Cal) at Santa Clara, late

SCHEDULE

All times Eastern
TODAY'S GAMES
EAST
Fairfield at Canisius, 7 p.m.
Manhattan at Niagara, 7 p.m.
Yale at Columbia, 7 p.m.
Dartmouth at Penn, 7 p.m.
Harvard at Princeton, 7 p.m.
St. Peter's at Iona, 7 p.m.
Brown at Cornell, 7 p.m.
Monmouth (NJ) at Rider, 7 p.m.
Marist at Quinnipiac, 8 p.m.
SOUTH
South Alabama at Georgia St., 7 p.m.
Saint Joseph's at Davidson, 7 p.m.
Troy at Georgia Southern, 9 p.m.
MIDWEST
Buffalo at Toledo, 7 p.m.
N. Kentucky at Wright St., 9 p.m.
FAR WEST
Cal Poly at Hawaii, 12 a.m. (Thursday night)

WOMEN'S BASKETBALL THE AP TOP 25 RESULTS/SCHEDULE

All times Eastern
Wednesday's Games
No. 1 Baylor 71, Kansas State 48
No. 6 Notre Dame 97, Boston College 47
No. 12 N.C. State 77, No. 16 Syracuse 73
Texas Christian Univ. 76, No. 18 Iowa State 69
Thursday's Games
No. 5 Mississippi State vs. Missouri, late
No. 7 Maryland 89, Nebraska 63
No. 11 South Carolina 65, Georgia 57
No. 13 Gonzaga vs. San Diego, late
No. 14 Iowa 88, Illinois 66
Clemson 73, No. 21 Florida State 68
No. 22 Texas A&M 59, Louisiana State 55
Ohio State 59, No. 23 Rutgers 39
Wisconsin 79, No. 24 Michigan State 62
Today's Games
No. 3 Oregon vs. No. 9 Oregon State, 9 p.m.
No. 8 Marquette at St. John's, 7 p.m.
No. 10 Stanford at UCLA, 9 p.m.
No. 19 Arizona State vs. Colorado, 8 p.m.

PRO HOCKEY

NHL

All times Eastern

EASTERN CONFERENCE

ATLANTIC DIVISION	GP	W	L	OT	PTS	GF	GA
Tampa Bay	58	43	11	4	90	229	159
Toronto	56	35	18	3	73	200	159
Boston	57	32	17	8	72	168	148
Montreal	56	31	18	7	69	172	162
Buffalo	56	28	21	7	63	165	171
Florida	56	24	24	8	56	171	194
Detroit	58	23	28	7	53	162	190
Ottawa	57	21	31	5	47	175	208
METROPOLITAN DIVISION	**GP**	**W**	**L**	**OT**	**PTS**	**GF**	**GA**
N.Y. Islanders	57	34	17	6	74	164	136
Washington	57	31	19	7	69	192	183
Columbus	56	32	21	3	67	180	170
Pittsburgh	57	30	20	7	67	196	174
Carolina	57	29	22	6	64	167	164
Philadelphia	57	26	24	7	59	167	190
N.Y. Rangers	56	24	24	8	56	159	186
New Jersey	56	21	27	8	50	162	194

WESTERN CONFERENCE

CENTRAL DIVISION	GP	W	L	OT	PTS	GF	GA
Winnipeg	57	36	18	3	75	198	163
Nashville	59	33	21	5	71	182	154
Dallas	57	29	23	5	63	145	146
St. Louis	55	28	22	5	61	163	162
Minnesota	57	27	25	5	59	160	167
Colorado	56	22	23	11	55	182	188
Chicago	57	23	25	9	55	185	209
PACIFIC DIVISION	**GP**	**W**	**L**	**OT**	**PTS**	**GF**	**GA**
San Jose	57	34	16	7	75	210	177
Calgary	57	34	16	7	75	207	170
Vegas	58	31	23	4	66	172	162
Vancouver	58	25	26	7	57	164	182
Arizona	56	25	26	5	55	150	163
Edmonton	56	24	27	5	53	160	187
Anaheim	57	22	26	9	53	128	182
Los Angeles	56	23	28	5	51	136	171

2 points for win, 1 point for overtime loss. Top 3 teams in each division and two wild cards per conference advance to playoffs.

Wednesday's Games
Pittsburgh 3, Edmonton 1
Anaheim 1, Vancouver 0
Thursday's Games
N.Y. Islanders 3, Columbus 0
Florida 3, Calgary 2, SO
Detroit 3, Ottawa 2
Tampa Bay 6, Dallas 0
Colorado at Winnipeg, late
Montreal at Nashville, late
New Jersey at Chicago, late
St. Louis at Arizona, late
Toronto at Vegas, late
Vancouver at Los Angeles, late
Washington at San Jose, late
Today's Games
N.Y. Rangers at Buffalo, 7 p.m.
Edmonton at Carolina, 7:30 p.m.
New Jersey at Minnesota, 8:30 p.m.
Boston at Anaheim, 10 p.m.
Saturday's Games
Calgary at Pittsburgh, 1 p.m.
Detroit at Philadelphia, 1 p.m.
St. Louis at Colorado, 3 p.m.
Toronto at Arizona, 7 p.m.
Ottawa at Winnipeg, 7 p.m.
Edmonton at N.Y. Islanders, 7 p.m.
Montreal at Tampa Bay, 7 p.m.
Dallas at Carolina, 8 p.m.
Columbus at Chicago, 8:30 p.m.
Vancouver at San Jose, 10 p.m.
Nashville at Vegas, 10 p.m.
Boston at Los Angeles, 10:30 p.m.

ISLANDERS 3, BLUE JACKETS 0

N.Y. ISLANDERS	1	2	0	— 3
COLUMBUS	0	0	0	— 0

First Period—1, N.Y. Islanders, Cizikas 14 (Clutterbuck, Greiss), 7:06. Penalties—Jenner, CBJ, (tripping), 7:44.
Second Period—2, N.Y. Islanders, Cizikas 15 (Bailey, Toews), 5:50. 3, N.Y. Islanders, Bailey 13 (Barzal, Kuhnhackl), 19:19. Penalties—Savard, CBJ, (tripping), 3:30; Boychuk, NYI, (hooking), 13:19.
Third Period—None. Penalties—None.
Shots on Goal—N.Y. Islanders 10-10-7—27. Columbus 13-9-9—31.
Power-play opportunities—N.Y. Islanders 0 of 2; Columbus 0 of 1.
Goalies—N.Y. Islanders, Greiss 17-8-2 (31 shots-31 saves). Columbus, Bobrovsky 23-17-1 (27-24).
A—16,531 (18,500). T—2:21.
Referees—Gord Dwyer, Wes McCauley. Linesmen—Jesse Marquis, Brian Murphy.

PANTHERS 3, FLAMES 2, SO

CALGARY	0	0	2	0	— 2
FLORIDA	0	1	1	0	— 3

Florida wins shootout 2-1
First Period—None. Penalties—None.
Second Period—1, Florida, Dadonov 20 (Pysyk, Hoffman), 15:17. Penalties—Kylington, CGY, (holding), 5:48; Ekblad, FLA, (interference), 16:14.
Third Period—2, Calgary, Jankowski 10 (Hanifin, Smith), 6:51 (pp). 3, Florida, Hoffman 26 (Yandle, Trocheck), 11:59. 4, Calgary, Lindholm 25 (Andersson, Gaudreau), 17:36. Penalties—Trocheck, FLA, (tripping), 1:11; Trocheck, FLA, (slashing), 4:37; Florida bench, served by Brassard (delay of game), 6:51.
Overtime—None. Penalties—None.
Shootout—Calgary 1 (Monahan G, Mangiapane NG, Tkachuk NG), Florida 2 (Huberdeau NG, Barkov G, Trocheck G).
Shots on Goal—Calgary 10-16-15-2—43. Florida 10-12-5-5—32.
Power-play opportunities—Calgary 0 of 4; Florida 0 of 1.
Goalies—Calgary, Smith 14-11-2 (32 shots-30 saves). Florida, Reimer 11-10-5 (43-41).
A—10,198 (19,250). T—2:49.
Referees—Kendrick Nicholson, Kevin Pollock. Linesmen—Jonny Murray, Pierre Racicot.

RED WINGS 3, SENATORS 2

OTTAWA	1	1	0	— 2
DETROIT	2	1	0	— 3

First Period—1, Detroit, Athanasiou 19 (Mantha, Larkin), 10:44. 2, Ottawa, Tkachuk 13 (Chabot, White), 16:24. 3, Detroit, Athanasiou 20, 17:42. Penalties—Ericsson, DET, Major (fighting), 6:30; Tkachuk, OTT, Major (fighting), 6:30; Jaros, OTT, Penalty Shot (interference on breakaway (penalty shot)), 17:42.
Second Period—4, Ottawa, Duchene 26 (Tierney, Balcers), 13:39. 5, Detroit, Nielsen 9 (Helm), 17:00. Penalties—Balcers, OTT, (delay of game), 8:28.
Third Period—None. Penalties—Stone, OTT, (roughing), 2:27; Abdelkader, DET, (roughing), 2:27; Rasmussen, DET, (roughing), 5:18; DeMelo, OTT, (roughing), 5:18; Daley, DET, (hooking), 8:19; Tkachuk, OTT, (tripping), 10:43.
Shots on Goal—Ottawa 14-16-12—42. Detroit 14-9-6—29.
Power-play opportunities—Ottawa 0 of 1; Detroit 0 of 2.
Goalies—Ottawa, Nilsson 9-14-1 (29 shots-26 saves). Detroit, Howard 17-15-5 (42-40).
A—18,575 (20,000). T—2:28.
Referees—Jake Brenk, Graham Skilliter. Linesmen—Scott Cherrey, Greg Devorski.

LIGHTNING 6, STARS 0

DALLAS	0	0	0	— 0
TAMPA BAY	4	2	0	— 6

First Period—1, Tampa Bay, Stamkos 31 (Palat, Kucherov), 7:19 (pp). 2, Tampa Bay, Sergachev 3 (Point, Kucherov), 12:39. 3, Tampa Bay, Johnson 20 (Stamkos, Palat), 12:53. 4, Tampa Bay, Kucherov 26 (Killorn), 14:40. Penalties—Fedun, DAL, (tripping), 2:41; Janmark, DAL, (tripping), 7:11; Miller, TB, (slashing), 18:14.
Second Period—5, Tampa Bay, Killorn 12 (McDonagh, Stralman), 8:23. 6, Tampa Bay, Stamkos 32 (Kucherov, Point), 16:28 (pp). Penalties—Seguin, DAL, (delay of game), 15:10.
Third Period—None. Penalties—Radulov, DAL, (tripping), 3:49; Killorn, TB, (slashing), 4:55; Benn, DAL, served by Radulov, (cross checking), 8:07; Benn, DAL, (roughing), 8:07; Erne, TB, (roughing), 8:07.
Shots on Goal—Dallas 13-12-7—32. Tampa Bay 10-14-2—26.
Power-play opportunities—Dallas 0 of 2; Tampa Bay 2 of 5.
Goalies—Dallas, Bow 0-0-0 (5 shots-4 saves), Khudobin 10-11-3 (21-16). Tampa Bay, Vasilevskiy 24-7-4 (32-32).
A—19,092 (19,092). T—2:27.
Referees—Pierre Lambert, Kelly Sutherland. Linesmen—Steve Barton, Ryan Daisy.

AHL

All times Eastern

EASTERN CONFERENCE

ATLANTIC DIVISION	GP	W	L	OL	SOL	PTS	GF	GA
Charlotte	52	32	13	6	1	71	165	146
Bridgeport	52	28	18	4	2	62	160	161
Providence	50	26	17	6	1	59	158	137
Hershey	50	27	20	0	3	57	134	149
Lehigh Valley	50	26	19	3	2	57	166	156
WB/Scranton	51	24	21	4	2	54	163	152
Springfield	51	21	20	6	4	52	170	171
Hartford	52	21	25	3	3	48	147	182
NORTH DIVISION	**GP**	**W**	**L**	**OL**	**SOL**	**PTS**	**GF**	**GA**
Rochester	49	29	15	3	2	63	162	145
Syracuse	47	29	15	2	1	61	172	124
Utica	52	27	19	4	2	60	169	177
Toronto	50	25	17	5	3	58	176	173
Belleville	53	25	23	2	3	55	169	173
Cleveland	50	23	21	5	1	52	150	171
Binghamton	52	23	24	5	0	51	144	175
Laval	50	19	23	4	4	46	128	149

WESTERN CONFERENCE

CENTRAL DIVISION	GP	W	L	OL	SOL	PTS	GF	GA
Grand Rapids	51	28	16	3	4	63	149	144
Iowa	50	27	16	4	3	61	167	144
Chicago	49	27	16	5	1	60	172	143
Rockford	52	23	21	3	5	54	123	144
Milwaukee	52	22	20	9	1	54	135	143
Texas	49	24	20	3	2	53	158	149
San Antonio	49	24	21	4	0	52	130	139
Manitoba	49	23	21	3	2	51	125	148
PACIFIC DIVISION	**GP**	**W**	**L**	**OL**	**SOL**	**PTS**	**GF**	**GA**
Bakersfield	47	29	15	2	1	61	164	126
San Jose	44	27	11	2	4	60	145	114
San Diego	47	26	15	3	3	58	167	156
Tucson	45	24	15	4	2	54	146	138
Colorado	47	24	19	3	1	52	139	149
Stockton	48	19	24	4	1	43	165	193
Ontario	44	15	23	4	2	36	136	183

2 points for win, 1 point for OT/shootout loss

Wednesday's Games
Belleville 3, Syracuse 0
Hartford 3, Toronto 2
Hershey 4, WB/Scranton 3, SO
Utica 4, Laval 1
Manitoba 4, Chicago 2
Colorado 5, San Diego 4, OT
Bakersfield 4, Stockton 1
Thurday's Games
None scheduled
Today's Games
Cleveland at Belleville, 7 p.m.
San Antonio at Grand Rapids, 7 p.m.
Bridgeport at Lehigh Valley, 7:05 p.m.
Charlotte at Springfield, 7:05 p.m.
Laval at Binghamton, 7:05 p.m.
Syracuse at Rochester, 7:05 p.m.
Toronto at Providence, 7:05 p.m.
Chicago at Manitoba, 8 p.m.
Tucson at Texas, 8 p.m.
Bakersfield at Ontario, 10 p.m.
Saturday's Games
San Diego at San Jose, 4:15 p.m.
Cleveland at Belleville, 7 p.m.
Hartford at Bridgeport, 7 p.m.
Iowa at Rockford, 7 p.m.
Lehigh Valley at Hershey, 7 p.m.
Rochester at Syracuse, 7 p.m.
San Antonio at Grand Rapids, 7 p.m.
Laval at Binghamton, 7:05 p.m.
Toronto at Springfield, 7:05 p.m.
Utica at WB/Scranton, 7:05 p.m.
Tucson at Texas, 8 p.m.
Charlotte at Providence, 8:05 p.m.
Colorado at Stockton, 9 p.m.
Ontario at Bakersfield, 10 p.m.

ECHL

All times Eastern

EASTERN CONFERENCE

NORTH DIVISION	GP	W	L	OL	SOL	PTS	GF	GA
Newfoundland	49	32	14	3	0	67	174	129
Adirondack	49	27	17	3	2	59	153	139
Manchester	50	26	22	1	1	54	156	156
Brampton	49	25	20	3	1	54	161	149
Reading	49	21	20	3	5	50	143	156
Worcester	49	21	20	5	3	50	124	146
Maine	49	24	24	0	1	49	146	168
SOUTH DIVISION	**GP**	**W**	**L**	**OL**	**SOL**	**PTS**	**GF**	**GA**
Florida	50	34	11	5	0	73	192	117
South Carolina	48	25	19	4	0	54	147	148
Jacksonville	50	25	21	2	2	54	146	150
Orlando	47	25	19	3	0	53	154	161
Norfolk	50	20	24	3	3	46	151	188
Atlanta	46	19	19	7	1	46	127	137
Greenville	52	17	30	3	2	39	136	190

WESTERN CONFERENCE

CENTRAL DIVISION	GP	W	L	OL	SOL	PTS	GF	GA
Cincinnati	48	33	9	3	3	72	189	114
Toledo	47	29	11	4	3	65	168	152
Fort Wayne	46	23	17	2	4	52	138	146
Kalamazoo	47	24	20	1	2	51	164	176
Wheeling	50	22	22	5	1	50	172	166
Indy	50	23	24	2	1	49	157	174
MOUNTAIN DIVISION	**GP**	**W**	**L**	**OL**	**SOL**	**PTS**	**GF**	**GA**
Utah	48	30	13	4	1	65	169	132
Idaho	50	30	17	1	2	63	169	139
Tulsa	51	28	17	4	2	62	155	144
Kansas City	46	24	19	2	1	51	147	147
Rapid City	52	20	24	5	3	48	127	176
Wichita	50	19	22	6	3	47	147	169
Allen	52	16	30	4	2	38	144	187

2 points for win, 1 point for OT/shootout loss

Wednesday's Games
Norfolk 3, South Carolina 1
Jacksonville 5, Manchester 2
Maine 5, Worcester 4, OT
Wheeling 5, Reading 2
Florida 5, Orlando 2
Cincinnati 5, Indy 0
Tulsa 2, Kansas City 1
Idaho 3, Rapid City 2, OT
Thursday's Games
Fort Wayne at Kalamazoo, late
Newfoundland at Atlanta, late
Today's Games
Jacksonville at Orlando, 7 p.m.
Maine at Norfolk, 7 p.m.
Newfoundland at South Carolina, 7:05 p.m.
Brampton at Wheeling, 7:05 p.m.
Manchester at Florida, 7:30 p.m.
Toledo at Cincinnati, 7:35 p.m.
Greenville at Atlanta, 7:35 p.m.
Adirondack at Fort Wayne, 8 p.m.
Worcester at Allen, 8:05 p.m.
Wichita at Tulsa, 8:05 p.m.
Kansas City at Utah, 9:05 p.m.
Rapid City at Idaho, 9:10 p.m.

AUTO RACING

NASCAR MONSTER ENERGY CUP

DAYTONA 500 QUALIFYING
After qualifying Feb. 10, race Sunday, at Daytona International Speedway, Daytona Beach, Fla.
Lap length: 2.5 miles
(Car number in parentheses)
1. (24) William Byron, Chevrolet, 194.305 mph.
2. (88) Alex Bowman, Chevrolet, 194.154.
3. (48) Jimmie Johnson, Chevrolet, 193.807.
4. (9) Chase Elliott, Chevrolet, 193.782.
5. (8) Daniel Hemric, Chevrolet, 192.460.
6. (22) Joey Logano, Ford, 192.448.
7. (19) Martin Truex Jr., Toyota, 192.353.
8. (14) Clint Bowyer, Ford, 192.291.
9. (2) Brad Keselowski, Ford, 192.263.
10. (3) Austin Dillon, Chevrolet, 191.416.
11. (21) Paul Menard, Ford, 191.107.
12. (11) Denny Hamlin, Toyota, 190.492.
13. (18) Kyle Busch, Toyota, 191.164.
14. (20) Erik Jones, Toyota, 191.127.
15. (4) Kevin Harvick, Ford, 190.957.
16. (31) Tyler Reddick, Chevrolet, 190.836.
17. (12) Ryan Blaney, Ford, 190.799.
18. (17) Ricky Stenhouse Jr., Ford, 190.771.
19. (10) Aric Almirola, Ford, 190.739.
20. (41) Daniel Suarez, Ford, 190.698.
21. (1) Kurt Busch, Chevrolet, 190.589.
22. (37) Chris Buescher, Chevrolet, 190.432.
23. (38) David Ragan, Ford, 190.420.
24. (6) Ryan Newman, Ford, 190.018.
25. (34) Michael McDowell, Ford, 189.978.
26. (27) Casey Mears, Chevrolet, 189.849.
27. (71) Ryan Truex, Chevrolet, 189.737.
28. (47) Ryan Preece, Chevrolet, 189.709.
29. (40) Jamie McMurray, Chevrolet, 189.482.
30. (95) Matt DiBenedetto, Toyota, 189.414.
31. (62) Brendan Gaughan, Chevrolet, 189.394.
32. (42) Kyle Larson, Chevrolet, 189.215.
33. (43) Bubba Wallace, Chevrolet, 189.191.
34. (13) Ty Dillon, Chevrolet, 188.715.
35. (36) Matt Tifft, Ford, 188.667.
36. (96) Parker Kligerman, Toyota, 188.206.
37. (15) Ross Chastain, Chevrolet, 187.899.
38. (00) Landon Cassill, Chevrolet, 187.402.
39. (32) Corey LaJoie, Ford, 185.847.
40. (52) Cody Ware, Chevrolet, 183.737.
Failed to qualify
41. (51) BJ McLeod, Chevrolet, 182.682.
42. (66) Joey Gase, Toyota, 180.930.

GANDER RV DUELS
Thursday at Daytona International Speedway, Daytona Beach, Fla.
Lap length: 2.5 miles
(Car number in parentheses)
RACE 1
1. (8) Kevin Harvick, Ford, 60.
2. (10) Ricky Stenhouse Jr., Ford, 60.
3. (6) Paul Menard, Ford, 60.
4. (16) Matt DiBenedetto, Toyota, 60.
5. (4) Martin Truex Jr., Toyota, 60.
6. (17) Bubba Wallace, Chevrolet, 60.
7. (12) Chris Buescher, Chevrolet, 60.
8. (2) Jimmie Johnson, Chevrolet, 60.
9. (13) Ryan Newman, Ford, 60.
10. (15) Ryan Preece, Chevrolet, 60.
11. (11) Daniel Suarez, Ford, 60.
12. (19) Parker Kligerman, Toyota, 60.
13. (9) Tyler Reddick, Chevrolet, 60.
14. (14) Ryan Truex, Chevrolet, 60.
15. (20) Landon Cassill, Chevrolet, 60.
16. (1) William Byron, Chevrolet, 60.
17. (3) Daniel Hemric, Chevrolet, 59.
18. (7) Kyle Busch, Toyota, 59.
19. (18) Matt Tifft, Ford, 59.
20. (5) Brad Keselowski, Ford, 58.
21. (21) Cody Ware, Chevrolet, 58.

Race Statistics
Average Speed of Race Winner: 177.749 mph.
Time of Race: 0 Hrs, 50 Mins, 38 Secs.
Margin of Victory: .165 Seconds.
Caution Flags: 1 for 3 laps.
Lead Changes: 2 among 3 drivers.
Lap Leaders: W. Byron 1-15;L. Cassill 16;K. Harvick 17-60.
Leaders Summary (Driver, Times Lead, Laps Led): Kevin Harvick 1 time for 44 laps; William Byron 1 time for 15 laps; Landon Cassill 1 time for 1 lap.

RACE 2
1. (3) Joey Logano, Ford, 60.
2. (4) Clint Bowyer, Ford, 60.
3. (9) Aric Almirola, Ford, 60.
4. (6) Denny Hamlin, Toyota, 60.
5. (10) Kurt Busch, Chevrolet, 60.
6. (8) Ryan Blaney, Ford, 60.
7. (14) Jamie McMurray, Chevrolet, 60.
8. (2) Chase Elliott, Chevrolet, 60.
9. (5) Austin Dillon, Chevrolet, 60.
10. (17) Ty Dillon, Chevrolet, 60.
11. (11) David Ragan, Ford, 60.
12. (16) Kyle Larson, Chevrolet, 60.
13. (1) Alex Bowman, Chevrolet, 59.
14. (7) Erik Jones, Toyota, 59.
15. (15) Brendan Gaughan, Chevrolet, 59.
16. (19) Corey LaJoie, Ford, 59.
17. (13) Casey Mears, Chevrolet, 59.
18. (12) Michael McDowell, Ford, 58.
19. (18) Ross Chastain, Chevrolet, 57.
20. (21) Joey Gase, Toyota, 57.
21. (20) BJ McLeod, Chevrolet, 57.

Race Statistics
Average Speed of Race Winner: 193.133 mph.
Time of Race: 0 Hrs, 46 Mins, 36 Secs.
Margin of Victory: .126 Seconds.
Caution Flags: 0 for laps.
Lead Changes: 4 among 4 drivers.
Lap Leaders: A. Bowman 1-11;C. Bowyer 12-13; Gaughan 14-20;C. Bowyer 21-59;J. Logano 60.
Leaders Summary (Driver, Times Lead, Laps Led): Clint Bowyer 2 times for 41 laps; Alex Bowman 1 time for 11 laps; Brendan Gaughan 1 time for 7 laps; Joey Logano 1 time for 1 lap.

UPCOMING RACES

All times Eastern

NASCAR MONSTER ENERGY CUP
DAYTONA 500
Site: Daytona Beach, Florida.
Schedule: Today, practice, 1:05 p.m. & 3:05 p.m. (FS1); Saturday, practice, 12:05 p.m. (FS1); Sunday, race, 2:30 p.m., FOX.
Track: Daytona International Speedway (oval, 2.5 miles).
Race distance: 500 miles, 200 laps.
Last year: Austin Dillon opened 2018 with just his second career win.
Fast facts: The 2019 season kicks off with the iconic Daytona 500. Brad Keselowski, Joey Logano and Kevin Harvick are listed as the co-favorites at 9-to-1. ... Reigning rookie of the year William Byron will be on the pole next to Hendrick Motorsports teammate Alex Bowman. ...NASCAR announced last week that it plans to move its post-race inspection to the race track immediately following the race. Cars that fail post-race inspection will be disqualified. ... The last known disqualification of a race winner in NASCAR's top series came 59 years ago at Wilson Speedway in North Carolina. Emanuel Zervakis was demoted to last place after inspectors discovered an oversized fuel tank.
Next race: Folds of Honor QuikTrip 500, Feb. 24, Atlanta Motor Speedway, Hampton, Georgia.
Online: **www.nascar.com**

NASCAR XFINITY
NASCAR RACING EXPERIENCE 300
Site: Daytona Beach, Florida.
Schedule: Today, practice, 12:05 & 2:05 p.m. (FS1); Saturday, qualifying, 9:40 a.m. (FS1); race, 2:30 p.m., FS1.
Track: Daytona International Speedway.
Race distance: 300 miles, 120 laps.
Last year: Tyler Reddick won after starting ninth.
Fast facts: Reddick also won the season's final race at Homestead to claim the championship. Those were his only two wins of the season. ... 2019 will look a bit different without longtime series driver Elliott Sadler. He retired at the end of last season. ... Chase Elliott, the 2014 series champion, will run the No. 8 Chevrolet for JR Motorsports on Saturday.
Next race: Rinnai 250, Feb. 23, Atlanta Motor Speedway.
Online: www.nascar.com

NASCAR CAMPING WORLD TRUCK
NEXTERA ENERGY 250
Site: Daytona Beach, Florida.
Schedule: Thursday, practice, 2:35 & 4:35 p.m. (FS2); today, qualifying, 4:40 p.m. (FS1), race, 7:30 p.m., FS1.
Track: Daytona International Speedway.
Race distance: 250 miles, 100 laps.
Last year: Johnny Sauter took first to start the season.
Fast facts: Sauter finished fourth last season despite winning six races. Brett Moffitt also won six events, taking the series title with victories in the final two races of the year. ... Harrison Burton, who ran eight races in the trucks series a year ago, won Saturday's ARCA race in his Daytona debut. Burton, 18, led 48 of the 86 laps in his first ARCA start. ... Todd Gilliland, Burton's Kyle Busch Motorsports teammate, was second.
Next race: Active Pest Control 200, Feb. 23, Atlanta Motor Speedway.
Online: www.nascar.com

FORMULA ONE
Last season: Lewis Hamilton won the title for the fourth time in five years.
Next race: Australian Grand Prix, March 17, Melbourne Grand Prix Circuit, Melbourne.
Online: www.formula1.com

VERIZON INDYCAR
Last season: Scott Dixon won his third championship since 2013.
Next race: Grand Prix of St. Petersburg, March 10, Streets of St. Petersburg, Florida.
Online: www.indycar.com

NHRA MELLO YELLO DRAG RACING
Last event: Doug Kalitta won the Winter Nationals in California last weekend to kick off 2019.
Next event: Arizona Nationals, Feb. 22-24, Wild Horse Pass Motorsports Park, Chandler, Arizona.
Online: www.nhra.com

GOLF

LPGA TOUR

WOMAN'S AUSTRALIAN OPEN
Thursday's leaders at The Grange CC, Adelaide, Australia
Purse: $1.3 million. **Yardage:** 6,648; **Par:** 72 (36-36) (a-denotes amateur)
First Round

Wei-Ling Hsu	34-31—65
Jodi Ewart Shadoff	31-34—65
Bronte Law	33-34—67
Madelene Sagstrom	34-33—67
Karrie Webb	35-32—67
Hannah Green	34-34—68
Kristen Gillman	33-35—68
Jackie Stoelting	34-34—68
Carlota Ciganda	34-34—68
Moriya Jutanugarn	33-35—68
Jin Young Ko	34-34—68
Jane Park	37-32—69
Yu Liu	34-35—69
Brittany Altomare	35-34—69
Georgia Hall	33-36—69
Alena Sharp	33-36—69
Amy Olson	36-34—70
Annie Park	33-37—70
Lauren Stephenson	34-36—70
Dana Finkelstein	34-36—70
Erika Hara	36-34—70
Haeji Kang	34-36—70
Haru Nomura	37-33—70
Amy Yang	35-35—70
Mel Reid	35-35—70
Sarah Schmelzel	33-37—70
Marissa Steen	33-37—70
Karis Davidson	37-34—71
Kris Tamulis	35-36—71
Lindy Duncan	35-36—71
Katherine Kirk	35-36—71
Mi Hyang Lee	36-35—71
Lizette Salas	35-36—71
Lydia Ko	35-36—71
Nelly Korda	38-33—71
Caroline Masson	33-38—71
Felicity Johnson	32-39—71
Pornanong Phatlum	36-35—71
Isi Gabsa	34-37—71
Pei-Ying Tsai	34-37—71
Pavarisa Yoktuan	37-34—71
Celine Herbin	36-35—71
Gaby Lopez	36-35—71
Celine Boutier	35-36—71
Minjee Lee	37-34—71
Maria Torres	36-35—71
Elizabeth Szokol	37-34—71
Tonje Daffinrud	35-37—72
Mina Harigae	34-38—72
Kim Kaufman	34-38—72
Angel Yin	33-39—72
Sarah Kemp	37-35—72
Brittany Lang	38-34—72
Ashleigh Buhai	37-35—72
Jeongeun Lee6	36-36—72
Azahara Munoz	36-36—72
Marina Alex	36-36—72
Jaclyn Lee	37-35—72
Munchin Keh	35-37—72
Lindsey Weaver	37-35—72
Stephanie Na	33-40—73
Lee-Anne Pace	35-38—73
Beatriz Recari	36-37—73
Meghan MacLaren	37-36—73
Catriona Matthew	36-37—73
Anne-Catherine Tanguay	36-37—73
Hina Arakaki	36-37—73
Jaye Marie Green	34-39—73
Nicole Broch Larsen	34-39—73
Daniela Darquea	36-37—73
Mirim Lee	37-36—73
Christine Wolf	36-37—73
Muni He	36-37—73
Stephanie Meadow	33-40—73
Benyapa Niphatsophon	34-39—73
Paula Creamer	35-38—73
Sarah Jane Smith	35-38—73
Ayako Uehara	36-37—73
Christina Kim	36-37—73
Brittany Marchand	37-36—73
Luna Sobron	37-36—73
Amy Walsh	34-39—73
a-Doey Choi	33-40—73
Laura Gonzalez Escallon	38-36—74
Cathryn Bristow	36-38—74
Chella Choi	36-38—74
Nanna Koerstz Madsen	35-39—74
Thidapa Suwannapura	38-36—74
Rebecca Artis	38-36—74
Jacqui Concolino	36-38—74
Xiyu Lin	38-36—74
Morgan Pressel	37-37—74
Laura Davies	37-37—74
Charlotte Thomas	37-37—74
Joanna Klatten	34-40—74
Jenny Haglund	35-40—75
Alison Lee	40-35—75
Ally McDonald	37-38—75
Charley Hull	35-40—75
Marianne Skarpnord	37-38—75
Mariah Stackhouse	36-39—75
a-Yae Eun Hong	36-39—75
Becca Huffer	38-37—75
Ruixin Liu	36-39—75
Suzuka Yamaguchi	34-41—75
Aditi Ashok	38-37—75
Amy Boulden	36-39—75
a-Hira Naveed	38-37—75
a-Mayu Wakui	37-38—75
Kylie Henry	38-38—76
Kendall Dye	37-39—76
Miki Sakai	40-36—76
Emma Talley	39-37—76
Ryann O'Toole	40-36—76
Ariya Jutanugarn	39-37—76
Megan Khang	37-39—76
Sakura Yokomine	38-38—76
Sherman Santiwiwatthanaphong	40-36—76
a-Yuri Yoshida	36-40—76
Mariajo Uribe	38-38—76
Mo Martin	37-39—76
Peiyun Chien	38-38—76
Michele Thomson	37-39—76
Hee Jung Lim	37-40—77
Teresa Lu	40-37—77
Klara Spilkova	41-36—77
Prima Thammaraks	40-37—77
Brianna Do	37-40—77
Su Oh	41-36—77
Holly Clyburn	37-40—77
Pannarat Thanapolboonyaras	38-39—77
Whitney Hillier	36-41—77
Wichanee Meechai	37-40—77
Hanee Song	36-41—77
Cheyenne Woods	41-37—78
Linnea Strom	39-39—78
Yani Tseng	36-42—78
Pernilla Lindberg	38-40—78
a-Maddison Hinson-Tolchard	38-41—79
Dani Holmqvist	41-38—79
Beth Allen	40-39—79
Olivia Cowan	41-39—80
Dottie Ardina	42-42—84
Candie Kung	41-43—84

EUROPEAN TOUR/PGA TOUR OF AUSTRALASIA/ASIAN TOUR

ISPS HANDA WORLD SUPER 6 PERTH
Thursday's leaders at Lake Karrinyup CC, Perth, Australia
Purse: $1.14 million. **Yardage:** 7,143; **Par:** 72
First Round

Miguel Tabuena, Philippines	37-28—65
Kristoffer Reitan, Norway	34-31—65
Ben Campbell, New Zealand	31-36—67
Richard McEvoy, England	33-34—67
SSP Chawrasia, India	34-34—68
Anton Karlsson, Sweden	34-34—68
Nick Flanagan, Australia	35-33—68
Michael Hoey, Northern Ireland	35-33—68
Ryan Fox, New Zealand	33-35—68
Brad Kennedy, Australia	37-31—68
Daniel Gale, Australia	34-35—69
Matt Jager, Australia	35-34—69
Gregory Bourdy, France	34-35—69
Matthew Griffin, Australia	34-35—69

■ **NHL:** Roundup

Stamkos leads Lightning to 6-0 win over Stars

AP PHOTO

Tampa Bay Lightning goaltender Andrei Vasilevskiy makes one of his 32 saves, stopping Dallas Stars' Brett Ritchie, as Braydon Coburn defends during the first period on Thursday in Tampa.

By ERIK ERLENDSSON
Associated Press

TAMPA — Steven Stamkos had two goals and an assist, Nikita Kucherov added a goal and three assists, and the Tampa Bay Lightning beat the Dallas Stars 6-0 Thursday night.

Tyler Johnson, Mikhail Sergachev and Alex Killorn also scored to help the Lightning improve to 6-0-2 in the last eight games and reach 90 points in 58 games this season. Andrei Vasilevskiy stopped 32 shots for his fifth shutout of the season and 17th of his career to tie Ben Bishop for most in team history.

Dallas goalie Anton Khudobin was pulled from the game twice, allowing five goals on 21 shots. Landon Bow finished with four saves in 27:07 of ice time for Dallas, which fell to 1-2-1 in the past four games.

Kucherov has 11 points in his past three games to reach 92 points on the season to become the first player in franchise history to reach 90 points before the 60th game and just the fifth player in the NHL to do so since 1998-99. Kucherov is also the first player in franchise history to record at least three points in three consecutive games.

The Lightning scored three times in a span of 5 minutes, 24 seconds — including goals 14 seconds apart by Sergachev and Johnson — to chase Khudobin with 7:07 left in the first period. Bow allowed a goal to Kucherov on the first shot he faced with 5:20 left.

Khudobin returned to start the second period, allowing two goals on 14 shots before Bow returned to the net to start the third.

FLORIDA 3, CLAGARY 2

Vincent Trocheck scored in the third round of the shootout to lift the Florida Panthers over the Calgary Flames 3-2 on Thursday night.

Elias Lindholm scored for Calgary late in the third period to extend the game, but Matthew Tkachuk missed in the third round of the shootout with a chance to do the same.

Mike Hoffman had a goal and an assist, and Evgenii Dadonov scored for Florida. Mark Jankowski also had a goal for the Flames, who lost their fourth straight.

Florida goalie James Reimer, pulled to start the third period in Sunday's 5-2 loss to Tampa Bay, stopped 41 shots. Mike Smith had 30 saves and lost his third straight.

DETROIT 3, OTTAWA 2

Andreas Athanasiou scored twice, including a penalty shot, and Jimmy Howard made 40 saves in his 500th game to lead the Detroit Red Wings to a 3-2 win over the Ottawa Senators on Thursday night.

Frans Nielsen scored to break a 2-2 tie late in the second period.

Brady Tkachuk and Matt Duchene scored for Ottawa.

N.Y. ISLANDERS 3, COLUMBUS 0

Thomas Greiss stopped 31 shots for his fourth shutout of the season and the New York Islanders beat the Columbus Blue Jackets 3-0 on Thursday.

Casey Cizikas scored twice on breakaways and Josh Bailey also had a goal for the Islanders, who cruised to their fifth win in the last seven games.

Greiss was outstanding in getting his 12th career shutout and the Islanders defenders showed why they are tops in the NHL in keeping opponents' pucks out of their net.

■ **COLLEGE FOOTBALL**

Oregon parts with defensive coordinator, ex-USF coach Leavitt

EUGENE, Ore. (AP) — Oregon and defensive coordinator Jim Leavitt have mutually parted ways.

The two sides reached a financial settlement that will pay Leavitt $2.5 million, funded by private sources over multiple years, Oregon announced Thursday. The settlement would be less if he gets a new job.

Leavitt was under contract until 2021.

He spent two seasons in Eugene after he was hired by former Ducks coach Willie Taggart

Oregon's total defense ranked third in the Pac-12 last season, allowing opponents an average of 427.2 yards a game. The Ducks allowed an average of 25.4 points per game to rank sixth in the Pac-12. Oregon finished 9-4.

Five-star defensive end Kayvon Thibodeaux, who was among Oregon's recent recruits, addressed the development on Twitter , posting: "The transfer portal hasn't even crossed my universe. Stop askin.'"

Leavitt, head coach at South Florida from 1997 to 2009, reportedly interviewed in the offseason for the head coach openings at Colorado, Kansas State and Texas Tech.

■ **NFL**

Kicker Lambo inks 4-year deal with Jaguars

JACKSONVILLE (AP) — Place-kicker Josh Lambo has signed a four-year contract extension with the Jacksonville Jaguars, keeping him from hitting free agency next month.

Lambo tweeted a photo of him signing the deal Wednesday on Twitter, adding "Doggone good news!! We'll be in Duval for 4 more years, as I've signed an extension with the Jags!!"

Lambo set a franchise record for consecutive made field goals last season. He converted 24 straight between Nov. 19, 2017 and Nov. 11, 2018.

In 2018, he made 19 of 21 field goals and became the first in Jaguars history to post consecutive seasons with a field goal rate of at least 90 percent.

Since signing with Jacksonville early in the 2017 season, Lambo has made 38 of 41 field goals. His 92.7 field goal percentage is the highest in team history.

LIGHTNING
FROM PAGE 6

and have bragging rights for a little bit. But not much you can do about it."

Despite being traded to the Los Angeles Kings and again to the Stars, he's honored to see so many Lightning fans offer him a warm welcome.

Ronnie and Don Goodheart used to live in the same apartment complex as Bishop.

They had a brief interaction with him when he confused their apartment for his own. "We love him," Don said. "I think he'll get a great reception because of how much the fans love him."

And for Bishop, the sentiment is the same.

"A lot of good memories," he said, "and we had a lot of good years here."

DAYTONA
FROM PAGE 1

He starred in a docu-series on Facebook Watch and the driver who has tried to build his brand on social media had fans flocking to him for selfies.

They were young, raced with iconic car numbers, and had enough social media savvy that could potentially attract Generation Z to a sport in dire need of a lift.

That 1-2 punch morphed into a season-long punch in the gut.

The buzz of his biggest win sent Dillon to "Live with Kelly and Ryan," put him on a podcast with Shaq and, this week, he toured Disney World tin a surprise visit with the 12-year-old boy who had that penny.

His post-Daytona results were chump change.

Dillon was caught up in the Chevrolet malaise as series drivers struggled in the first year of the Camaro. And Richard Childress Racing, which celebrates its 50th anniversary this season, has slipped to a second-tier team unable to consistently compete with NASCAR's heavyweights. There was no Daytona 500 shine — Dillon had just one other top-five finish and was knocked out of the playoffs in the first round.

"I think I'll just respond differently now if I won it again, trying to stay on it each and every week," Dillon said. "But you've still got to have the car capable of doing it and the speed out there each week to finish where you would like to finish, and that's first."

"The Great American Race" is sprinkled with winners who never again achieved the heights set on their greatest day. Trevor Bayne. Derrike Cope. Pete Hamilton. Ward Burton. Dillon would rather become the fourth driver to win consecutive Daytona 500s. Petty (1973-1974) and Cale Yarborough (1983-1984) both won two straight Daytona 500s, and no driver has had his name etched on the Harley J. Earl Trophy two straight years since Sterling Marlin (1994-95).

"It seems like a hard thing to do," Dillon said. "This place is not easy to win at. That's why it's so special, and so many people haven't won here."

Wallace's season unraveled almost as soon as the last piece of confetti was swept at Daytona. He failed to post another top-five finish and finished a woeful 28th in the standings in the No. 43 Chevy. His rotation of sponsors were straight out of a late-night infomercial, with at least a dozen (Pioneer Records Management, Mile 22) on the hood of the 43. Wallace has headphone company AfterShokz as his primary sponsor in Sunday's race.

Dillon and Wallace each have new crew chiefs for 2019. RPM promoted lead engineer Derek Stamets to replace Drew Blickensderfer and RCR had Danny Stockman replace Justin Alexander on the pit box.

Dillon wasn't much of a factor in last year's race until the final lap in overtime when he got a push from Wallace that nudged him closer to leader Aric Almirola. Dillon spun Almirola, then zipped to the lead to win a race, a trophy and eventually some lessons learned on how to handle the magnitude of NASCAR's marquee weekend.

"It was definitely hard being a first time winner last year and juggling everything that comes along with it, but I would never throw that away," Dillon said. "It's a championship in itself winning here, so it feels pretty dang good. But you've got to refocus at some point, and I think our team put together a really good championship effort in the final 10 races."

■ MLB

AP PHOTO

Philadelphia Phillies catcher Andrew Knapp (left) starting pitcher Aaron Nola (center) and relief pitcher Victor Arano walk onto the field at the Phillies' spring training facility, Wednesday, in Clearwater. After going 17-6 with a 2.37 ERA last season and finishing third in the NL Cy Young Award voting, Nola signed a $45 million, four-year contract this week.

Nola plays for love of game, not just money

25-year-old righty signed $45M, four-year contract after finishing third in Cy Young voting

CLEARWATER (AP) — Aaron Nola hopes to win titles with the Philadelphia Phillies, and a $45 million, four-year contract will give him a chance.

"This is pretty surreal and special for me," the pitcher said Thursday, a day after agreeing to the deal. "I love it here. I love the city of Philadelphia. I want to be a part of this organization — a winning organization."

His contract includes a 2023 club option that could make the deal worth $56.75 million over five years.

"I don't play specifically for the money," he said as parents and teammates watched at a news conference. "I play for the love of game and I play for my teammates. They know that. I'm here to win and maximize my potential as much as I can."

The 25-year-old right hander is 41-28 in four seasons, including 17-6 last year with a 2.37 ERA and 0.975 WHIP. He finished third in the NL Cy Young Award voting behind Jacob deGrom and Max Scherzer.

"There really is nobody that's more deserving of this than Aaron," general manager Matt Klentak said. "And not just for what he's done on the field but for the work ethic he brings to our team, the humility he brings. He really is the perfect fit for our team and our city."

Even without adding outfielder Bruce Harper or infielder Manny Machado, who remain on the free-agent market, Klentak feels like the organization has had a very productive offseason.

"We have done just about everything we set out to do," Klentak said. "At the beginning of the offseason we identified that we wanted to improve the team defense. We wanted to address our ability to get good hitters out late in the game, particularly left-handed hitters.

"We've addressed our offense in a couple of key places, most notably shortstop and behind the plate and now we've taken care of locking up our best young player. A lot of years that would be a very complete, thorough and successful offseason and I really think it is."

Philadelphia acquired catcher J.T. Realmuto and shortstop Jean Segura in trades and signed outfielder Andrew McCutchen and right-hander reliever David Robertson, both free agents.

"There's really nobody that can explain why certain players sign early, certain players sign late or certain players don't sign at all," Klentak said. "From a management perspective we have to be willing to pivot and adjust to the different timings that exist from year to year."

Bauer accuses Indians of 'character assassination'

Comments by pitcher follow salary arbitration hearing

By STEPHEN HAWKINS
AP Baseball Writer

GOODYEAR, Ariz. — All-Star pitcher Trevor Bauer thought the Cleveland Indians had presented a better overall case against him in their latest salary arbitration hearing, until the last 10 minutes in a rebuttal by Major League Baseball labor relations staff he viewed as "character assassination" against him.

"That kind of put a black mark on what I thought was a really well-argued case on both sides," Bauer said Thursday, a day after beating the Indians in arbitration for the second year in a row. "There's no room for that. ... Let's just stick to the numbers. Let the numbers decide."

A day after Wednesday's hearing in Florida, Bauer was awarded $13 million by the three-person panel over the Indians' $11 million offer. Bauer who won't be eligible until free agency until after the 2020 season, said he never plans to sign more than a one-year contract. The pitcher said the process hasn't soured his feelings about the team.

"No, I understand it," Bauer said. "I look at it as a very intellectual pursuit. It's very intellectual and not very emotional. They actually apologized to me immediately afterward, the other side in front of the arbitrator."

Bauer pointed out that "the higher-ups on the team don't go. They have lawyers argue the case for them."

He had sent formal personalized invitations to Indians president Chris Antonetti and general manager Mitch Chernoff to attend his hearing.

"After talking to Trevor, it's no different than it is last year," Antonetti said. "He has this unique ability to be very clinical about things, and look at things very rationally."

Several hours after his initial comments, and speaking with Antonetti, Bauer spoke to reporters again and said he wanted to be clear he had no ill will toward the Indians or anyone involved in the process. He repeated he enjoys the chess match that is part of arbitration.

In his 2018 case, Bauer won a raise from $3.55 million to $6,525,000 after Cleveland offered $5.3 million.

That was more money than even he anticipated, so Bauer donated that extra to charity and looked for a way to create awareness for the causes that would be supported by his campaign. In his "69 days of giving," he donated $420.69 to a different charity over 68 days, and then $69,420.69 to another charity on the last day.

Bauer indicated that the social meanings of those numbers — 420 is associated with marijuana use, and 69 has a sexual connotation — were presented in the final rebuttal by MLB Labor Relations Department representatives.

"The intent behind it, that I would characterize, was to demean my character," Bauer said.

The pitcher acknowledged those numbers were used to draw as much attention as possible to the charity campaign and organizations that benefited from it.

"Specific numbers that mean other things socially, everybody looks at it, and everybody jokes about it, and it continues the news cycle on that," he said.

The 28-year-old right-hander, a first-time All-Star last year, finished sixth in AL Cy Young Award voting after going 12-6 with a 2.21 ERA. He missed six weeks late in the season after getting hit on the right leg by a line drive.

Bauer is 59-47 with a 3.94 ERA in 160 games with the Indians. Bauer already anticipates going through the arbitration process again next year.

"I'm going to set the record raise and record salary in arbitration for a starting pitcher next year," he said.

"Next year I expect to be paid in line with what my season in 2019 is worth, which would never be agreed upon before a hearing," he said.

Betts looks to follow up on title, MVP

By KEN POWTAK
Associated Press

FORT MYERS — Mookie Betts won a World Series in October, became a first-time dad nine days later, earned his first AL MVP award and was part of a team that won a professional bowling event.

What can the 26-year-old do for an encore with the Boston Red Sox?

"He can do whatever he wants in sports," Red Sox manager Alex Cora said. "He can golf. He can shoot the basketball and he won a tournament in bowling. He can do it all. He's just gifted."

"Yeah, it's been fun. It's been a great year," Betts said Thursday. "It's a new year now, so you have to look at in hindsight and smile about, know what's going on now and take care of things and view things that way."

He hit a major league-leading .346 with 32 homers and 80 RBIs last year. Betts likely will be dropped a slot to second in the batting order behind Andrew Benintendi.

Betts was a part of a Red Sox team that won a club-record 108 games and Boston's fourth World Series title in 15 season. During the offseason, girlfriend Brianna Hammonds gave birth to the couple's first child, a daughter they named Kynlee Ivory. He won the AL MVP, his third Gold Glove and teamed this month with pro bowler Tommy Jones, winning the PBA Celebrity Invitational.

After finishing second to Mike Trout in the 2016 AL MVP vote, Betts put pressure on himself the following season and hit a career-worst .264 with 24 homers and 102 RBIs.

"Having the struggles, I kind of know what to expect, what not to do," he said. "Hopefully, I'm going to use that to my advantage and have another good year. I think just going out and playing, continuing to work hard. I think I'm a different player now than I was then. Fortunately, I was able to have a great year."

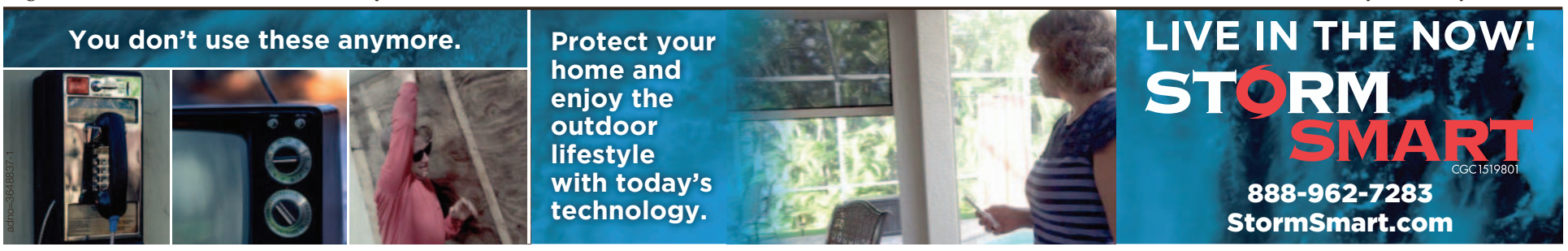

TODAY / TONIGHT

Mostly sunny
HIGH 79°
0% chance of rain

Mainly clear
LOW 56°
5% chance of rain

SATURDAY

Times of clouds and sun
78° / 61°
25% chance of rain

SUNDAY

Mostly sunny
83° / 66°
25% chance of rain

MONDAY

Partly sunny
85° / 66°
15% chance of rain

TUESDAY

Sunshine and patchy clouds
86° / 66°
15% chance of rain

WEDNESDAY

Mostly sunny
85° / 65°
20% chance of rain

THE NATION

Publication date: 02/15/19

-10s | -0s | 0s | 10s | 20s | 30s | 40s | 50s | 60s | 70s | 80s | 90s | 100s | 110s

Shown are noon positions of weather systems and precipitation. Temperature bands are highs for the day.

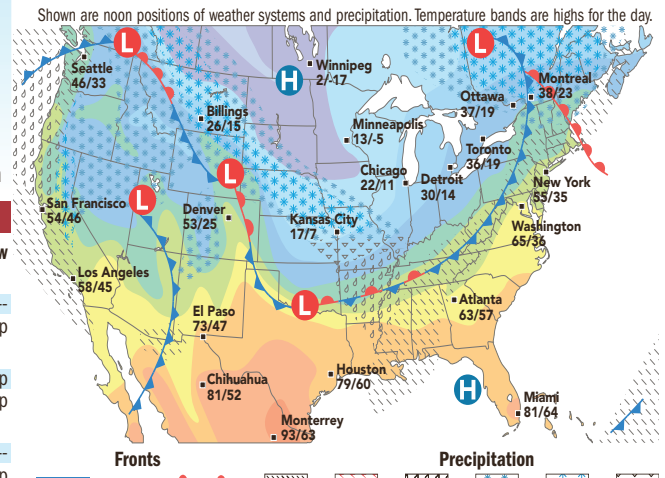

U.S. Extremes (For the 48 contiguous states yesterday)

High ..... 81° at Abilene, TX
Low ..... -28° at Dunkirk, MT

City	Today Hi	Lo	W	Sat. Hi	Lo	W
Albuquerque	58	36	c	52	25	pc
Anchorage	14	6	s	25	18	sn
Atlanta	63	57	c	65	48	pc
Baltimore	58	35	c	39	23	sn
Billings	26	15	sn	24	5	c
Birmingham	64	52	sh	60	49	pc
Boise	44	26	r	40	24	c
Boston	52	33	sh	43	24	pc
Buffalo	39	20	sn	28	17	pc
Burlington, VT	41	21	c	30	12	pc
Charleston, WV	54	30	sh	42	26	sn
Charlotte	63	53	c	61	37	r
Chicago	22	11	pc	28	22	c
Cincinnati	39	23	pc	38	27	pc
Cleveland	38	21	pc	31	22	c
Columbia, SC	67	54	c	72	41	c
Columbus, OH	38	22	pc	36	24	pc
Concord, NH	43	25	r	37	13	pc
Dallas	72	33	pc	60	46	pc
Denver	53	25	pc	41	16	sn
Des Moines	12	0	sn	19	15	pc
Detroit	30	14	c	30	15	pc
Duluth	15	-2	pc	20	11	pc
Fairbanks	1	-8	s	15	9	sf
Fargo	3	-16	s	13	6	c
Hartford	48	26	c	39	20	pc
Helena	30	14	sn	24	0	sn
Honolulu	78	63	sh	79	66	sh
Houston	79	60	pc	75	65	pc
Indianapolis	31	19	pc	34	25	pc
Jackson, MS	72	46	c	63	57	c
Kansas City	17	7	sn	24	21	i
Knoxville	58	42	r	50	38	r
Las Vegas	59	43	pc	55	37	s
Los Angeles	58	45	sh	59	42	pc
Louisville	42	27	c	41	30	pc
Memphis	52	30	r	48	40	pc
Milwaukee	20	12	c	26	22	c
Minneapolis	13	-5	s	18	12	c
Montgomery	71	61	c	70	56	c
Nashville	51	33	r	48	39	pc
New Orleans	75	65	c	74	66	c
New York City	55	35	c	42	28	pc
Norfolk, VA	68	45	c	47	34	r
Oklahoma City	39	20	c	44	28	pc
Omaha	13	0	sn	18	14	sn
Philadelphia	58	34	c	41	26	sn
Phoenix	67	48	c	61	42	pc
Pittsburgh	44	21	pc	34	21	pc
Portland, ME	43	28	r	39	15	pc
Portland, OR	49	36	sh	45	34	r
Providence	53	31	sh	42	22	pc
Raleigh	67	51	c	55	31	r
Salt Lake City	49	30	r	36	23	sf
St. Louis	27	14	sn	32	25	pc
San Antonio	86	55	pc	78	61	pc
San Diego	63	54	sh	61	53	pc
San Francisco	54	46	sh	54	43	sh
Seattle	46	33	sh	45	32	sh
Washington, DC	65	36	c	43	28	sn

Weather (W): **s**-sunny, **pc**-partly cloudy, **c**-cloudy, **sh**-showers, **t**-thunderstorms, **r**-rain, **sf**-snow flurries, **sn**-snow, **i**-ice.

WORLD CITIES

City	Today Hi	Lo	W	Sat. Hi	Lo	W
Amsterdam	56	39	s	52	39	pc
Baghdad	66	44	sh	64	45	s
Beijing	37	16	s	38	16	s
Berlin	55	39	s	58	39	s
Buenos Aires	85	60	s	86	65	s
Cairo	62	49	pc	63	52	pc
Calgary	5	-7	sn	3	-8	c
Cancun	82	68	pc	86	71	s
Dublin	58	46	pc	53	48	sh
Edmonton	-1	-7	sn	1	-9	sn
Halifax	32	31	c	42	22	r
Kiev	37	31	c	41	35	pc
London	57	42	s	57	45	pc
Madrid	60	39	s	61	35	pc
Mexico City	79	53	pc	87	54	s
Montreal	38	23	r	26	8	pc
Ottawa	37	19	sn	22	4	pc
Paris	57	37	s	58	38	s
Regina	-3	-7	pc	2	-5	sn
Rio de Janeiro	87	76	c	87	77	sh
Rome	64	38	s	58	39	s
St. John's	27	18	s	32	28	c
San Juan	85	73	pc	85	73	sh
Sydney	80	67	pc	80	67	pc
Tokyo	44	39	c	51	38	pc
Toronto	36	19	c	28	10	pc
Vancouver	40	34	sh	41	31	c
Winnipeg	2	-17	s	7	-3	pc

57° GULF WATER TEMPERATURE

Shown is today's weather. Temperatures are today's highs and tonight's lows.

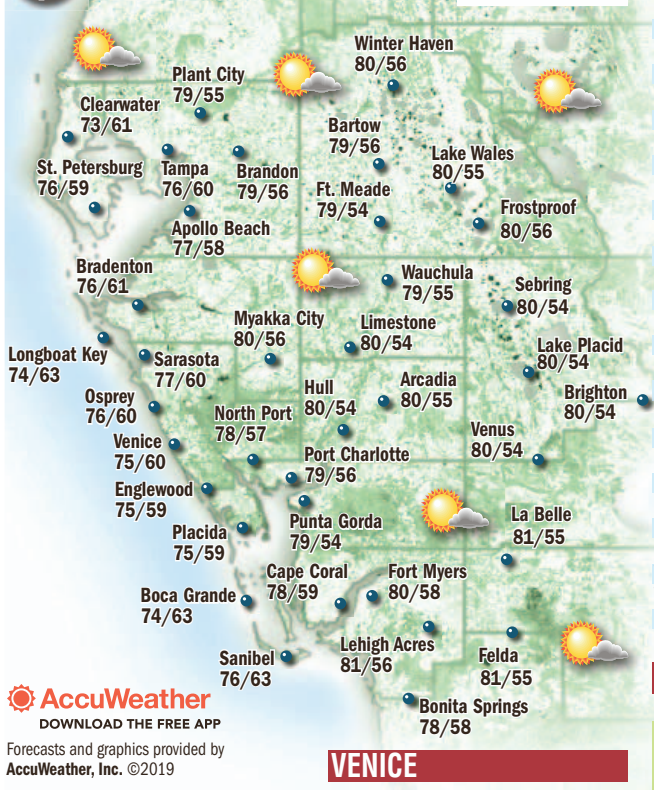

AccuWeather
DOWNLOAD THE FREE APP

Forecasts and graphics provided by **AccuWeather, Inc.** ©2019

FLORIDA CITIES

City	Today Hi	Lo	W	Sat. Hi	Lo	W
Apalachicola	68	60	c	72	63	c
Bradenton	76	61	s	76	65	pc
Clearwater	73	61	s	75	67	pc
Coral Springs	81	61	pc	81	62	pc
Daytona Beach	77	55	s	77	61	pc
Fort Lauderdale	81	64	pc	80	63	pc
Fort Myers	80	58	s	79	62	pc
Gainesville	78	53	pc	78	61	pc
Jacksonville	76	52	c	78	58	c
Key Largo	78	67	pc	78	70	pc
Key West	78	70	pc	80	71	pc
Lakeland	79	55	s	79	61	pc
Melbourne	77	54	s	79	59	pc
Miami	81	64	pc	80	65	pc
Naples	79	61	pc	78	65	pc
Ocala	76	54	pc	77	61	pc
Okeechobee	79	54	s	79	59	pc
Orlando	79	55	s	80	61	pc
Panama City	70	63	c	73	63	c
Pensacola	71	62	c	74	64	c
Pompano Beach	81	60	pc	81	62	pc
St. Augustine	73	54	pc	74	60	pc
St. Petersburg	76	59	s	78	65	pc
Sarasota	77	60	s	78	65	pc
Tallahassee	73	56	c	77	60	c
Tampa	76	60	s	78	65	pc
Vero Beach	78	58	s	79	58	pc
West Palm Beach	81	62	pc	80	60	pc

CONDITIONS TODAY

UV Index and RealFeel Temperature® Today



The higher the **AccuWeather.com UV Index™** number, the greater the need for eye and skin protection. **0-2** Low; **3-5** Moderate; **6-7** High; **8-10** Very High; **11+** Extreme.

RealFeel Temperature is the exclusive **AccuWeather.com** composite of effective temperature based on eight weather factors.

POLLEN INDEX

Pollen Index readings as of Thursday

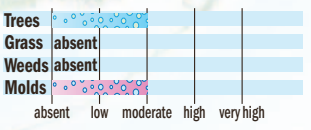

Source: National Allergy Bureau

AIR QUALITY INDEX

Air Quality Index readings as of Thursday

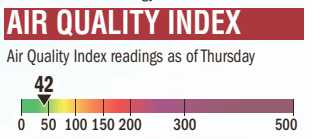

0-50 Good; **51-100** Moderate; **101-150** Unhealthy for sensitive groups; **151-200** Unhealthy; **201-300** Very Unhealthy; **301-500** Hazardous

Main pollutant: Ozone

Source: scgov.net

TIDES

	High	Low	High	Low
Punta Gorda				
Today	10:48p	6:34a	---	---
Sat.	3:00p	7:33a	11:56p	5:51p
Englewood				
Today	1:06p	4:50a	9:25p	2:40p
Sat.	1:37p	5:49a	10:33p	4:07p
Boca Grande				
Today	8:31p	3:40a	---	---
Sat.	12:16p	4:34a	9:36p	2:27p
El Jobean				
Today	11:20p	7:03a	---	---
Sat.	3:32p	8:02a	---	6:20p
Venice				
Today	7:40p	3:29a	---	---
Sat.	11:52a	4:28a	8:48p	2:46p

MARINE

Wind direction	Speed in knots	Seas in feet	Bay/Inland chop
Cape Sable to Tarpon Springs			
NNW	4-8	0-1	Light
Tarpon Springs to Apalachicola			
S	4-8	0-1	Light

SUN AND MOON

The Sun	Rise	Set
Today	7:05 a.m.	6:20 p.m.
Saturday	7:04 a.m.	6:21 p.m.
The Moon	**Rise**	**Set**
Today	2:15 p.m.	3:18 a.m.
Saturday	3:16 p.m.	4:20 a.m.

Full	Last	New	First
Feb 19	Feb 26	Mar 6	Mar 14

SOLUNAR TABLE

	Minor	Major	Minor	Major
Today	1:26a	7:40a	1:55p	8:10p
Sat.	2:19a	8:35a	2:50p	9:05p
Sun.	3:15a	9:30a	3:46p	10:02p

The solunar period schedule allows planning days so you will be fishing in good territory or hunting in good cover during those times. Major periods begin at the times shown and last for 1.5 to 2 hours. The minor periods are shorter.

WEATHER HISTORY

In 1980, a series of storms brought heavy rain to California, Oregon and Washington in mid-February.

WEATHER TRIVIA™

Q: What is a brown blizzard?

A: The combination of drifting snow and blowing dust.

PORT CHARLOTTE

Punta Gorda through 2 p.m. Thursday

Temperatures	
High/Low	74°/43°
Normal High/Low	77°/54°
Record High	87° (2004)
Record Low	35° (1996)
Precipitation (in inches)	
24 hours through 2 p.m. Thu.	0.01"
Month to date	1.62"
Normal month to date	1.13"
Year to date	5.39"
Normal year to date	2.93"
Record	1.93" (2013)

MONTHLY RAINFALL

Month	2019	2018	Avg.	Record/Year
Jan.	3.77	1.98	1.80	9.93/2016
Feb.	1.62	0.66	2.43	11.05/1983
Mar.		0.53	3.28	9.26/1970
Apr.		1.15	2.03	5.80/1994
May		15.98	2.50	15.98/2018
Jun.		6.23	8.92	23.99/1974
Jul.		9.80	8.22	14.22/1995
Aug.		12.37	8.01	15.60/1995
Sep.		7.58	6.84	14.03/1979
Oct.		2.60	2.93	10.88/1995
Nov.		1.91	1.91	5.53/2002
Dec.		2.47	1.78	6.83/2002
Year	**5.39**	**63.26**	**50.65**	**(since 1931)**

Totals are from a 24-hour period ending at 5 p.m.

VENICE

Venice through 2 p.m. Thursday

Temperatures	
High/Low	77°/45°
Normal High/Low	73°/54°
Record High	85° (2001)
Record Low	29° (1958)
Precipitation (in inches)	
24 hours through 2 p.m. Thu.	0.00"
Month to date	0.29"
Normal month to date	1.03"
Year to date	2.69"
Normal year to date	3.47"
Record	1.93" (2004)

SEBRING

Sebring through 2 p.m. Thursday

Temperatures	
High/Low	74°/48°
Precipitation (in inches)	
24 hours through 2 p.m. Thu.	1.35"

AIRPORT

Possible weather-related delays today. Check with your airline for the most updated schedules.

	Hi/Lo	Outlook	Delays
Ft. Myers	80/58	sun	none
Punta Gorda	79/54	sun	none
Sarasota	77/60	sun	none

■ COLLEGE BASEBALL

Snowbird Baseball Classic Schedule

Friday

Seton Hall vs Ohio State, Charlotte Sports Park, 2 p.m.

Saturday

Seton Hall vs. Ohio State. North Charlotte Recreation Park, 2 p.m.

Sunday

Seton Hall vs. Ohio State, North Charlotte Recreation Park, TBA

Friday, Feb. 22

South Dakota State vs. Florida International, North Charlotte Recreation Park, 2 p.m.

Saturday, Feb. 23

Florida International vs. South Dakota State, North Charlotte Recreation Park, 12 p.m.

Northeastern University vs. South Dakota State, North Charlotte Recreation Park, 3:30 p.m.

Sunday, Feb.24

South Dakota State vs. Northeastern University, North Charlotte Recreation Park, 10 a.m.

Friday, March 1

Mitchell College vs. Heidelberg University, North County Recreation Park, 12 p.m.

Villanova University vs. Chicago State University, North County Recreation Park, 4 p.m.

Saturday, March 2

Misericordia University vs. Heidelberg University, North County Recreation Center, 10:30 a.m.

Villanova University vs. St. Bonaventure University, North County Recreation Center, 12 p.m.

Otterbein University vs. Misericordia University, North County Recreation Center, 2 p.m.

Chicago State University vs. Mount St. Mary's University, North County Recreation Center, 4 p.m.

Otterbein University vs. Mitchell College, North County Recreation Center, 5:30 p.m.

Sunday, March 3

Heidelberg University vs. Moravian College, North County Recreation Center, 11 a.m.

Chicago State University vs. Villanova University, North County Recreation Center, 12 p.m.

Misericordia University vs. Otterbein University, North County Recreation Center, 3 p.m.

Mount St. Mary's University vs. Villanova University, North County Recreation Center, 3:30 p.m.

Heidelberg University (JV) vs. Otterbein University (JV), North County Recreation Center, 6 p.m.

Monday, March 4

Heidelberg University vs. Mitchell College, North County Recreation Park, 10 p.m.

St. Bonaventure University Mount St. Mary's University, North County Recreation Park, 10:30 p.m.

Heidelberg University (JV) vs. Mitchell College (JV), North County Recreation Park, 1:30 p.m.

Moravian College vs. Bluffton University, North County Recreation Park, 2 p.m.

Baldwin Wallace University vs. Misericordia University, North County Recreation Park, 4 p.m.

Bluffton University vs. Otterbein University, North County Recreation Park, 5:30 p.m.

Tuesday, March 5

Western Michigan vs. St. Bonaventure University, North County Recreation Park, 10 a.m.

Misericordia University vs. Moravian College, North County Recreation Park, 12 p.m.

Villanova University vs. Western Michigan, North County Recreation Park, 1:30 p.m.

Moravian College vs. Baldwin Wallace University, North Country Recreation Park, 4 p.m.

Mount St. Mary's University vs. Georgetown University, North County Recreation Park, 5 p.m.

Wednesday, March 6

Moravian College vs. Heidelberg University, North County Recreation Park, 11 a.m.

Georgetown University vs. Western Michigan, North County Recreation Park, 12 p.m.

Misericordia University vs. Baldwin Wallace University, North County Recreation, 3 p.m.

Northeastern University vs. Villanova University, North County Recreation Park, 4 p.m.

Thursday, March 7

Mount St. Mary's University vs. St. Bonaventure University, North County Recreation Park, 11 a.m.

Heidelberg University vs. Misericordia University, North County Recreation Park, 3 p.m.

Heidelberg University-JV vs. Misericordia University-JV, North County Recreation Park, 6 p.**m.**

Friday – March 8

Saint Joseph's vs. University Kansas, North County Recreation Park, 10 a.m.

Moravian College vs. Misericordia University, South County Recreation Park, 10 a.m.

Central Connecticut State vs. St. Bonaventure University, North County Recreation Park, 11 a.m.

Georgetown University vs. Ball State University. North County Recreation Park, 1:30 p.m.

Baldwin Wallace University vs. Moravian College, South County Recreation Park, 1:30 p.m.

Kean University vs. Heidelberg University, North County Recreation Park, 3 p.m.

Mount St. Mary's University vs. Central Michigan, North County Recreation Park, 5 p.m.

Saturday, March 9

Ball State vs. Saint Joseph's University, North County Recreation Park, 10 a.m.

Heidelberg University vs. Swarthmore College, South County Recreation Park, 10 a.m.

St. Bonaventure University vs. Central Connecticut State, North County Recreation Park, 11 a.m.

Baldwin Wallace University vs. Kean University, Charlotte High School, 1 p.m.

Swarthmore College vs. University of Scranton, South County Recreation Park, 1:30 p.m.

Ball State vs. Mount St. Mary's University, North County Recreation Park, 1:30 p.m.

Bridgewater State University vs. Susquehanna University, North County Recreation Park, 3 p.m.

University of Scranton vs. Marietta College, South County Recreation Park, 5 p.m.

Georgetown University vs. Kansas, North County Recreation Park, 5 p.m.

LaRoche University vs. Susquehanna University, North County Recreation Park, 6 p.m.

Sunday, March 10

Kansas vs. Ball State University, North County Recreation Park, 9:30 a.m.

Saint Joseph's University vs. Georgetown University, North County Recreation Park, 10 a.m.

Central Connecticut State vs. St. Bonaventure University, South County Recreation Park, 10 a.m.

Bridgewater State University vs. University of Scanton, Charlotte High School, 12 p.m.

Marietta College vs. Arcadia University, North County Recreation Park, 1 p.m.

Kean University vs. Swarthmore College, North County Recreation Park, 1:30 p.m.

Susquehanna University vs. LaRoche University, South County Recreation Park, 2 p.m.

Swarthmore College vs. Marietta College, North Country Recreation Park, 4:30 p.m.

Arcadia University vs. Kean University, North County Recreation Park, 5 p.m.

Susquehanna University (JV) vs. SUNY Canton (JV), South County Recreation Park, 6 p.m.

Monday, March 11

Susquehanna University vs, Marietta College, North County Recreation Park, 11 a.m.

Eastern Connecticut State University vs. LaRoche University, North County Recreation Park, 12 p.m.

SUNY Canton vs. Bridgewater State University, South County Recreation Park, 12 p.m.

Arcadia University vs. Susquehanna University, North County Recreation Park, 2:30 p.m.

Eastern Connecticut State University vs. LaRoche University, North County Recreation Park, 3 p.m.

Ohio Wesleyan University vs SUNY Canton, South Country Recreation Park, 3 p.m.

Swarthmore College vs. College of Wooster, North County Recreation Park, 6 p.m.

Tuesday, March 12

Ohio Wesleyan University vs. Arcadia University, Charlotte High School, 10 a.m.

Central Connecticut State vs. Kansas, North County Recreation Park, 10 a.m.

SUNY Canton vs. Swarthmore College, South County Recreation Park, 10 a.m.

Saint Joseph's University vs. Bucknell University, North County Recreation Park, 11 a.m.

SUNY Canton (JV) vs. Arcadia University (JV), Charlotte High School, 1 p.m.

Eastern Connecticut State University vs. Marietta College, North County Recreation Park, 1:30 p.m.

Susquehanna University vs. Swarthmore College, South County Recreation Park, 1:30 p.m.

Bucknell University vs. Seton Hall, North County Recreation Park, 2:30 p.m.

Kean University vs. LaRoche University, North County Recreation Park, 5:30 p.m.

Bridgewater State University vs. College of Wooster, North County Recreation Park, 6 p.m.

Ohio Wesleyan University vs. University of Scanton, South County Recreation Park, 6 p.m.

Wednesday, March 13

Marietta College vs. Kean University, North County Recreation Park, 10:30 a.m.

Seton Hall vs. Kansas, North County Recreation Park, 10 a.m.

Central Connecticut State vs. Saint Joseph's University, South County Recreation Park, 12 p.m.

Swarthmore College vs. LaRoche University, North County Recreation Park, 2 p.m.

University of Scranton vs. Eastern Connecticut State University, North County Recreation Park, 3 p.m.

LaRoche University vs. Ohio Wesleyan University, North County Recreation Park, 5 p.m.

Thursday, March 14

Swarthmore College vs. Arcadia University, North County Recreation Park, 10 a.m.

LaRoche University vs. Bridgewater State University, North County Recreation Park, 11 a.m.

Ohio Wesleyan University vs. Swarthmore College, North County Recreation park, 1:30 p.m.

SUNY Canton vs. North Central College, North County Recreation Park, 2:30 p.m.

University of Scranton (JV) vs. North Central College (JV), North County Recreation Park, 6 p.m.

SUNY Canton (JV) vs. Susquehanna University (JV), North County Recreation Park, 6 p.m.

Friday, March 15

Saint Joseph's University vs. Seton Hall, North County Recreation Park, 10 a.m.

Babson College vs. Ohio Wesleyan University, North County Recreation Park, 11 a.m.

University of Scranton vs. Susquehanna University, South County Recreation Park, 1 p.m.

Harvard vs. Seton Hall, North County Recreation Park, 1:30 p.m.

Bridgewater State University vs. SUNY Canton, North County Recreation Park, 2 p.m.

University of Scranton vs. Susquehanna University, South County Recreation Park, 4 p.m.

SUNY Canton vs. Bridgewater State University, North County Recreation Park, 5 p.m.

North Central College vs, Vassar College, North County Recreation Park, 5:30 p.m.

Saturday, March 16

Vassar College vs. SUNY Canton, North County Recreation Park, 9 a.m.

Seton Hall vs. Harvard, North County Recreation Park, 10 a.m.

Mount Saint Mary College vs. Ohio Wesleyan University, Charlotte High School, 11 a.m.

University of Scranton vs. Susquehanna University, South County Recreation Park, 11:30 a.m.

Vassar College vs. Babson College, North County Recreation Park, 12 p.m.

Harvard vs. Saint Joseph's University, North County Recreation Park, 1:30 p.m.

Eastern Connecticut State University vs. Babson College, North County Recreation Park, 3:30 p.m.

Eastern Connecticut State University vs. North Central College, North County Recreation Park, 6:30 p.m.

Sunday, March 17

Saint Joseph's University vs. Harvard, North County Recreation Park, 10 a.m.

Vassar College vs. Mount Saint Mary College, North County Recreation Park, 11 a.m.

College of Wooster vs. Eastern Connecticut State University, South County Recreation Park, 1 p.m.

Babson College vs. North Central College, North County Recreation Park, 2 p.m.

Mount Saint Mary College vs. Denison University, North County Recreation Park, 2:30 p.m.

Denison University (JV) vs. North Central College (JV), North County Recreation Park, 6 p.m.

Monday, March 18

Vassar College vs. Denison University,, North County Recreation Park, 12 p.m.

Mount Saint Mary College vs. SUNY Cobleskill, North County Recreation Park, 4 p.m.

Tuesday, March 19

SUNY Cobleskill vs. College of Wooster, North County Recreation Park, 11 a.m.

North Central College vs. Denison University, North County Recreation Park, 12 p.m.

SUNY Cobleskill vs. Mount Saint Mary College, North County Recreation Park, 2 p.m.

North Central College (JV) vs. Denison University(JV), North County Recreation Park, 3 p.m.

Wednesday, March 20

College of Wooster vs. North Central College, North County Recreation Park, 10 a.m.

College of Wooster (JV) vs. North Central College (JV), North County Recreation Park, 12 p.m.

Rutgers vs. Harvard, , North County Recreation Park, 2 p.m.

Thursday, March 21

Denison University vs. SUNY Cobleskill, North County Recreation Park, 12 p.m.

MONEY & MARKET$

For questions or comments, contact Chris Porter at 941-206-1134 or email porter@sun-herald.com

A product of the Sun

Friday, February 15, 2019

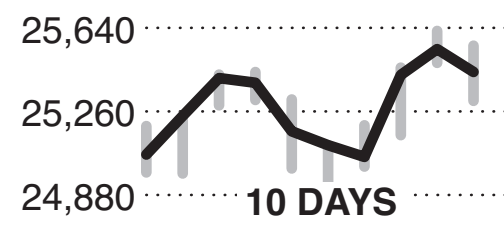

Dow Jones industrials
Close: 25,439.39
Change: -103.88 (-0.4%)

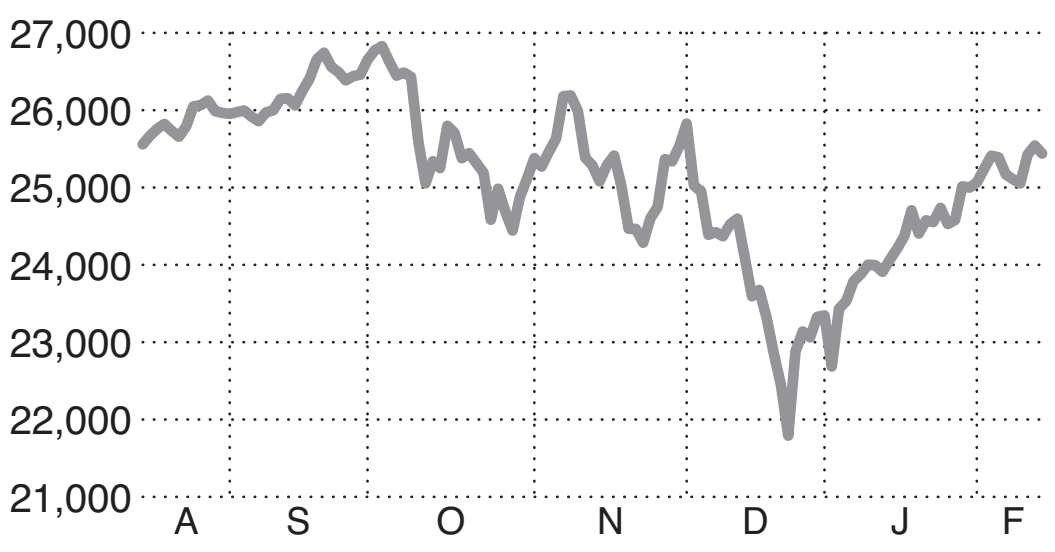

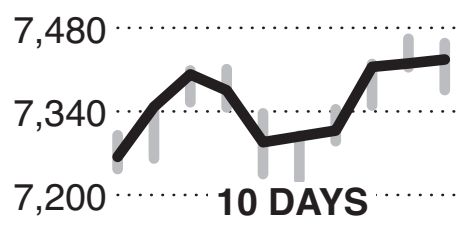

Nasdaq composite
Close: 7,426.95
Change: 6.58 (0.1%)

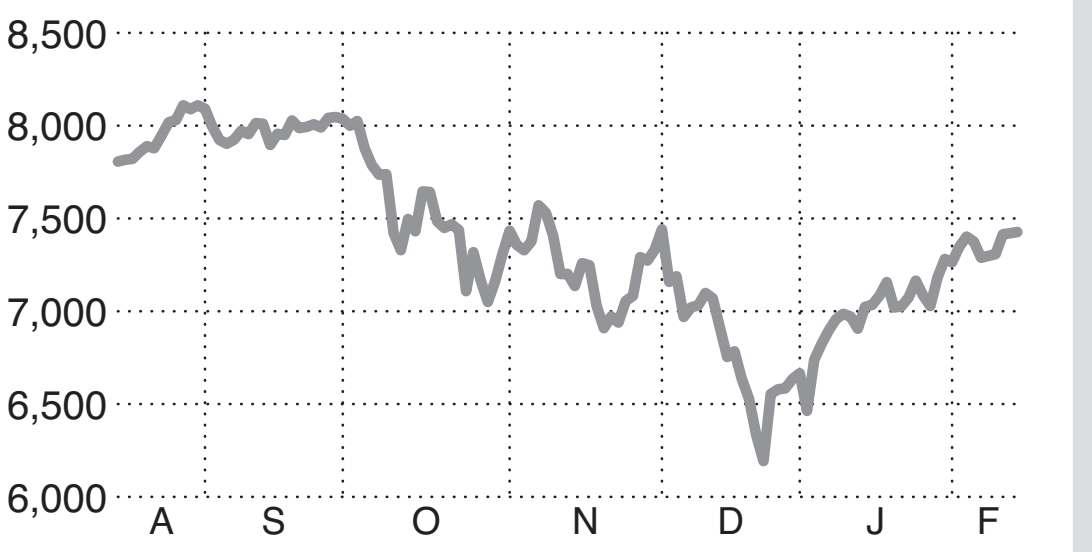

StocksRecap

	NYSE	NASD
Vol. (in mil.)	3,777	2,056
Pvs. Volume	3,623	2,045
Advanced	1462	1449
Declined	1288	1448
New Highs	64	72
New Lows	6	25

	HIGH	LOW	CLOSE	CHG.	%CHG.	WK	MO	QTR	YTD
DOW	25558.90	25308.09	25439.39	-103.88	-0.41%	▲	▲	▲	+9.05%
DOW Trans.	10572.71	10426.57	10537.63	+40.66	+0.39%	▲	▲	▼	+14.91%
DOW Util.	739.74	733.88	735.43	-1.91	-0.26%	▼	▲	▲	+3.16%
NYSE Comp.	12492.45	12383.33	12440.22	-34.67	-0.28%	▲	▲	▲	+9.37%
NASDAQ	7454.42	7375.71	7426.95	+6.58	+0.09%	▲	▲	▲	+11.93%
S&P 500	2757.90	2731.23	2745.73	-7.30	-0.27%	▲	▲	▲	+9.53%
S&P 400	1899.74	1881.38	1891.66	-1.62	-0.09%	▲	▲	▲	+13.75%
Wilshire 5000	28614.77	28330.70	28493.26	-55.27	-0.19%	▲	▲	▲	+10.65%
Russell 2000	1551.39	1534.59	1545.11	+2.17	+0.14%	▲	▲	▲	+14.57%

How to read the stock tables

① Name	② Ticker Symbol	③ Div	④ Yield	⑤ PE	⑥ 52-week High	Low	⑧ Vol 1000s	⑦ Last	⑨ YTD %Chg
XYZcorp	XYZ	1.20	3.6	17	34.09	27.27	2780	33.72	+20.7

1 — Name of stock.
2 — Ticker Symbol company trades under.
3 — Dividend: A distribution of the company's earnings to shareholders, usually consisting of stock dividends, interest on bonds, or short-term capital gains on the sale of securities usually paid quarterly in the form of cash or stock.
4 — Div. Yield: The dividend divided by the stock price. It helps gauge how well the stock is paying, compared to other investments such as CDs, bonds or savings accounts.
5 — Price to earnings ratio: The price of a stock divided by its earnings per share. PEs are used to gauge the relative worth of a company' stock. When compared to other companies in the same industry, the companies with the lowest PEs are generally earning higher profits.
6 — Range of closing prices in last year.
7 — Sales in thousands (10 = 10,000 shares), and closing price.
8 — Last trading price of the day.
9 — Percent change for the year.

▲▼ Arrows, indicate new highs or lows.
Underline: indicates top 100 stocks by volume rank.
Bold stocks , designates which stocks have gone up or down 5% .

NYSE

- A -

Name	Ticker Symbol	Div	Yield	PE	52-week High	Low	Vol 1000s	Last	YTD %Chg
AAC Hldgs	AAC	...	...	...dd	12.96	1.33	198	2.97	+112.1
AAR	AIR	.30	.8	26	51.52	33.94	191	37.24	-.3
ABB Ltd	ABB	.76e	3.9	...	25.60	18.05	2812	19.35	+1.8
ABM	ABM	.72f	2.0	20	38.37	25.64	349	35.96	+12.0
ADT Inc n	ADT	...	...	...	9.84	5.88	932	7.95	+32.3
AES Corp	AES	.55f	3.2	13	17.46	10.03	4181	17.06	+18.0
AFLAC s	AFL	1.08f	2.2	15	49.35	41.45	2430	48.60	+6.7
AG MtgeIT	MITT	2.00	11.6	11	19.69	15.52	623	17.28	+8.5
AG Mtg pfA	MITTpA	2.06	8.1	...	26.00	22.58	1	25.50	+5.7
AG Mtg pfB	MITTpB	2.00	7.8	...	25.79	22.56	20	25.67	+6.1
AGCO	AGCO	.60	.9	20	70.07	49.50	675	64.18	+15.3
AH Belo	AHC	.32	8.0	13	5.80	3.35	16	3.98	+18.1
AK Steel	AKS	...	...	14	6.14	2.05	5800	2.99	+32.9
AMC Ent	AMC	.68	5.0	...dd	21.45	11.66	1174	13.65	+11.2
AMCON	DIT	.72	.8	17	105.00	77.00	0	90.56	-9.2
AMN Hlth	AMN	...	...	25	68.20	47.05	502	65.00	+14.7
ARC Docu	ARC	...	...	18	3.59	1.62	69	2.40	+17.1
ASA Gold	ASA	.04e	.4	...q	11.19	8.18	43	10.14	+7.2
AT&T Inc	T	2.04f	6.8	6	37.81	26.80	25841	29.79	+4.4
AT&T 66 n	TBB	...	...	...	25.59	21.86	105	24.79	+11.4
A10 Ntwks	ATEN	...	...	...dd	7.46	5.51	278	6.67	+6.9
AU Optron	AUO	.18e	...	...	4.50	3.35	1913	3.60	-8.6
AVX Cp	AVX	.46	2.5	...cc	21.48	14.21	310	18.36	+20.4
AXA EqH n	EQH	.13p	...	...	23.21	14.72	1107	18.74	+12.7
AZZ Inc	AZZ	.68	1.5	18	56.05	37.43	101	46.15	+14.3
Aarons	**AAN**	**.12**	**.2**	**12**	**56.00**	**38.41**	**1524**	**53.80**	+27.9
AbbottLab	ABT	1.28f	1.7	31	75.27	56.81	4865	73.97	+2.3
AbbVie	ABBV	4.28f	5.3	13	122.00	75.77	3436	80.52	-12.7
AberFitc	ANF	.80	3.8	12	29.69	15.28	2006	21.01	+4.8
AbdAsPac	FAX	.42	10.1	...q	4.89	3.82	661	4.16	+7.5
AbdAustEq	IAF	.70e	12.9	...q	6.63	4.63	90	5.42	+14.1
AbdnChile	CH	.58e	8.1	...q	9.43	6.13	89	7.13	+12.3
AbdGlbInc	FCO	.84	10.3	...q	8.85	6.65	61	8.12	+14.0
AbdEMSmC	ABE	.21e	1.4	...q	15.45	14.35		14.69	
AbdGChina	GCH	.03e	.2	...q	13.73	11.79		12.37	
AbdnIndo	IF	.52e	...	...q	8.07	6.88		7.13	
AbdnIsrael	ISL	.35e	1.1	...q	20.62	18.43		18.68	
AbdJapnEq	JEQ	.48e	.9	...q	9.30	6.19	4	6.92	+6.6
AbdnLatA	LAQ	1.21e	1.8	...q	29.04	25.66		26.38	
AbSingaFd	SGF	1.09e	8.0	...q	13.89	12.48		13.59	
AcadIBD50	FFTY	...	...	...q				32.13	
AcadiaRlt	AKR	1.12	3.8	51	29.69	21.45	706	29.50	+24.2
Accenture	ACN	2.92	1.8	24	175.64	132.63	1553	157.85	+11.9
AccoBrds	ACCO	.24	2.7	14	14.63	6.07	516	8.96	+32.2
AcmeU	ACU	.44	2.6	18	24.98	13.50	1	16.82	+18.0
AcornInt rs	ATV	...	...	...	38.86	13.50	4	29.01	+32.5
ActiniumP	ATNM	...	...	...dd	.87	.33	493	.53	+37.0
Act Rep n	GOP	...	...	...	23.61	20.91		22.40	
Act Dem n	DEMS	...	...	...	21.26	20.29		21.08	
Act TxR n	TAXR	...	...	...	23.79	18.16		18.87	
Actuant	ATU	.04	.2	...dd	31.00	19.07	247	23.82	+13.5
Acuity	AYI	.52	.4	15	173.01	103.48	487	129.89	+13.0
Acushnet n	GOLF	.52	2.2	...	27.87	20.24	126	23.47	+11.4
AdaDvsEq	ADX	1.32e	1.4	...q	14.79	11.84	172	13.98	+10.8
AdamsNR	PEO	1.32e	1.2	...q	21.00	13.60	61	16.43	+12.8
AdmRsc	AE	.88	2.2	...dd	50.33	35.81	1	40.51	+4.6
Adecaogro	AGRO	...	...	...	9.65	6.40	200	7.53	+8.2
Adient n	ADNT	1.10	5.6	...	67.10	14.52	1324	19.49	+29.4
AdtalemGl	ATGE	.36	.7	34	58.80	43.50	371	48.15	+1.8
AdvAuto	AAP	.24	.1	29	186.15	102.15	719	168.74	+7.2
AdvDisp n	ADSW	...	...	...	27.93	21.50	500	26.68	+11.4
AdvDrainS	WMS	.32	1.3	22	33.50	23.04	263	25.53	+5.3
Advansx n	ASIX	...	...	...	44.43	22.57	161	32.27	+32.6
AdvClayCv	AVK	1.13	7.8	...q	16.02	12.07	117	14.44	+15.2
AdSDorWr	AADR	.32e	.7	...q	62.39	38.15	11	45.01	+12.3
AdvPerHY	HYLD	3.54e	9.5	...q	37.20	35.74		37.10	
AdSNewT n	FNG	...	...	...	23.25	14.47	17	16.09	+3.3
AdvSh ef n	CWS	...	...	...				32.18	
AdvS Kor n	KOR	...	...	...	31.50	26.00		26.94	
AdvSmCap	SCAP	...	...	...	42.75	30.86		36.19	+14.1
AdvPacFlt	FLRT	1.56e	...	...q	50.64	46.49	0	48.27	+3.2
AdvSSage	HOLD	.41e	.4	...q	103.68	97.35		99.41	+.3
AdvNfltMS	MINC	1.34e	2.8	...q	48.30	46.31	18	47.69	+.8
AdvSStarG	VEGA	...	...	...q	32.34	27.67	4	30.74	+7.2
Adv GlEch n	GIVE	...	...	...					
AdvDblLine	DBLV	.47e	.7	...q	71.90	56.38	3	64.55	+10.3
AdvMeidll	MATH	...	...	...q	34.99	32.66		33.00	
AdMadGBd	FWDB	.73e	2.9	...q	26.72	21.99	0	25.07	+3.6
AdMadIntl	FWDI	.37e	1.4	...q	32.33	22.89		26.90	+14.2
AdMadDm	FWDD	.18e	.3	...q	56.11	43.92	1	51.74	+14.4
AdvActBear	HDGE	...	...	...q	8.99	7.12	144	7.14	-15.3
Aecom	ACM	...	...	11	37.53	24.83	730	30.05	+13.4
Aegon	AEG	.25e	5.1	...	7.48	4.42	4227	4.95	+6.5
Aegon cap	AEH	1.59	6.2	...	26.52	24.66	19	25.72	+2.2
Aegon 6.5	AED	1.63	6.3	...	26.83	24.70	15	25.88	+3.4
Aegon flt	AEB	.77	3.5	...	25.49	17.85	8	21.60	+14.6
Aegon42	AEK	2.00	7.9	...	27.04	25.50		25.28	
AerCap	AER	...	...	7	58.30	36.16	1567	47.68	+20.4
Aerocntry	ACY	...	...	2	17.34	8.36	2	11.50	+20.2
AerohiveN	HIVE	...	...	...dd	4.78	3.19	305	4.35	+33.4
AerojetR	AJRD	...	...	80	40.99	25.06	554	39.88	+13.2
AffilMgrs	AMG	1.28f	1.2	8	197.03	88.47	352	105.43	+8.2
AgeX Th n	**AGE**	**...**	**...**	**...**	**5.95**	**1.13**	**66**	**4.32**	+44.5
Agilent	A	.66f	.9	79	77.49	60.42	1618	77.02	+14.2
Agnico g	AEM	.44	...	50	47.83	32.18	1071	41.86	+3.6
AgreeRlt	ADC	2.22f	3.4	33	66.71	43.74	421	65.12	+10.1
Air Inds	**AIRI**	**.60**	**50.0**	**...**	**1.95**	**.70**	**29**	**1.20**	+67.8
AirLease	AL	.52f	1.4	5	47.34	28.13	472	38.03	+25.9
AirProd	APD	4.64f	2.7	26	173.40	148.44	879	171.62	+7.2
AirPrd wi	APD/WI	...	...	...					
Aircastle	AYR	1.20	5.9	7	23.14	15.75	360	20.35	+18.0
AlaPw pf Q	ALPpQ	1.25	5.0	...	26.24	22.60	17	25.05	+5.5
AlamoGp	ALG	.48f	.5	23	119.16	72.50	46	87.52	+13.2
AlamosGld	AGI	.02	.4	...	6.13	2.90	1279	4.54	+26.1
AlaskaAir	ALK	1.40f	2.1	9	74.83	57.28	741	66.57	+9.4
AlbnyIn	AIN	.72f	1.0	29	82.20	57.95	149	74.02	+18.6
Albemarle	ALB	1.34f	1.7	13	118.83	71.89	1363	80.42	+4.3
Alcoa Cp	AA	...	...	10	62.35	25.01	3196	28.20	+6.1
AlexB Inc	ALEX	.28	1.1	26	25.43	17.58	318	24.66	+34.2
Alexanders	ALX	18.00	4.9	...	401.83	295.75	8	366.17	+20.2
▲AlexREE	ARE	3.88f	2.9	30	134.70	109.04	527	133.89	+16.2
AlxRE pfD	AREpD	1.75	4.8	...	36.87	31.43	2	36.33	+8.3
AlexcoR g	AXU	...	...	...	1.70	.68	219	1.24	+31.9
AlgonPw n	AQN	.51	...	...	11.18	9.45	315	10.80	+7.5
Alibaba	BABA	...	...	40	211.70	129.77	8698	168.38	+22.8
Timmins g	TGD/O	...	...	1				.48	
Alio Gld rs	ALO	...	...	...	3.28	.63	186	.80	-4.8
AllegCp	Y	...	...	...cc	659.88	558.50	57	645.45	+3.6
AllegTch	ATI	...	...	17	30.18	20.84	1156	27.64	+27.0
Allegion	ALLE	1.08f	1.2	...	94.30	73.85	1042	91.68	+15.0
Allergan	AGN	2.96f	2.1	21	197.00	125.84	1783	138.67	+3.7
Allergn pfA	AGNpA	55.00	10.1	...	594.74	541.23		543.50	
Allete	ALE	2.35f	3.0	23	82.82	67.07	361	77.95	+2.3
AlliCAMun	AKP	.70	4.8	...q	14.53	12.60	16	14.52	+6.1
AlliData	ADS	2.52f	1.5	10	250.93	142.58	588	166.97	+11.3
AlliBNtlMu	AFB	.75	5.8	...q	12.86	11.78	90	12.84	+5.9
AlliBGlbHi	AWF	.84	7.4	...q	12.17	10.16	149	11.41	+8.4
AlliNYMun	AYN	.67	4.7	...q				14.29	
AlliBern	AB	2.68e	9.0	14	31.42	23.34	914	29.84	+9.2
AlliGlCvInc	NCV	.78	12.1	...q	7.16	4.75	213	6.42	+23.7
AlliGblCv2	NCZ	.69	12.6	...q	6.29	4.20	295	5.48	+21.8
AlliNFJDv	NFJ	1.20	10.0	...q	13.36	10.04	177	12.05	+12.8
AlliGlEqCv	NIE	1.52	7.2	...q	23.96	17.14	74	21.12	+13.9
Allz24Tgt n	CBH	...	...	...	9.47	7.61	31	8.96	+12.3
AllnzgDI&Cv	ACV	2.00	9.3	...q	25.31	17.51	19	21.62	+16.1
AlldCap47	AFC	1.72	6.7	...	26.31	24.40	2	25.71	+3.8
AllisonTrn	ALSN	.60	1.2	15	53.76	37.41	545	48.68	+10.9
Allstate	ALL	2.00f	2.1	14	102.73	77.00	1832	93.23	+12.8
Allstat pfA	ALLpA	1.41	5.6	...	25.99	23.53	4	25.31	+5.6
Allstate 53	ALLpB	1.28	5.1	...	27.09	23.30	44	25.10	+5.3
Allstat pfC	ALLpC	1.69	6.7	...	26.16	25.39		25.14	
Allstat pfD	ALLpD	1.66	6.5	...	26.80	25.06	46	25.53	+.9
Allstat pfE	ALLpE	1.66	6.5	...	26.79	24.93	41	25.39	+1.1
Allstat pfF	ALLpF	1.56	6.1	...	27.59	24.71	15	25.63	+1.3
AllyFincl	ALLY	.60	2.3	5	29.02	20.60	3121	26.59	+17.3
AlmadM n	AAU	...	...	...	.98	.48	139	.71	+6.0
AlpUSQVal	QVAL	1.35e	4.6	...q	32.62	23.86	50	29.27	+16.9
AlpValuIntl	IVAL	1.35e	4.9	...	33.97	24.19	4	27.71	+10.9
AlpMoIntQ	IMOM	...	...	...q	31.85	22.44	3	24.57	+5.9
AlpMoUSQ	QMOM	...	...	...q	34.35	23.45	16	29.29	+16.1

Name	Ticker Symbol	Div	Yield	PE	52-week High	Low	Vol 1000s	Last	YTD %Chg
AlpArcVl n	VMOT	...	...	...	30.52	23.37	2	25.13	+3.6
AlphaPro	**APT**	**...**	**...**	**19**	**4.44**	**3.15**	**63**	**3.86**	+4.0
AlpGDDiv	AGD	.78	7.8	...q	11.18	10.21		9.98	-.7
AlpGPPrp	AWP	.60	10.0	...q	6.48	6.10		5.98	-.8
AlpTotDiv	AOD	.69	8.1	...q	9.58	8.73		8.49	-.7
▲AlpsETF	GRI	1.52e	3.3	...q	45.75	40.19	0	45.78	+11.4
AlpsEqSect	EQL	1.83e	2.6	...q	73.82	60.11	20	70.07	+9.7
AlpDisrTc n	DTEC	...	...	...	30.48	21.58	17	28.28	+18.4
AlpBzSoMed	BUZ	...	...	...	39.28	29.07	1	35.03	+12.0
AlpsRivFlex	RFFC	...	...	...	36.59	27.32	17	32.52	+12.1
Alps RivDiv	RFDA	...	...	...	34.12	26.32	17	31.26	+11.2
AlpRvrCare	RFCI	...	...	...	26.24	23.46	32	24.11	+1.6
AlpRivUncn	RFUN	...	...	...	26.00	23.48	3	24.92	+4.4
AlpSprtJG	SGDJ	...	...	...q	32.36	21.30	5	27.34	+9.4
AlpMedBrk	SBIO	...	...	...q	39.61	25.49	30	33.25	+18.2
AlpSprotG	SGDM	.12e	.6	...q	20.81	14.69	31	18.78	+7.4
AlpWkplEq	EQLT	.42e	1.2	...q	40.00	30.58	2	36.09	+11.5
AlpEDvDg	EDOG	.73e	3.3	...q	26.56	19.75	12	22.13	+9.7
AlpAlerEn	ENFR	.81e	3.8	...q	23.50	17.20	14	21.22	+17.0
AlpIntDvDg	IDOG	1.47e	5.7	...q	29.14	23.06	50	25.91	+8.8
AlpBarr400	BFOR	.25e	.6	...q	46.25	33.39	6	40.52	+14.2
AlpRivStInc	RIGS	.30e	1.2	...q	24.82	23.82	20	24.60	+2.4
AlpsDvDog	SDOG	1.40e	3.3	...q	46.88	36.92	179	42.82	+9.4
AlpAlerMLP	AMLP	1.35e	13.7	...q	11.41	8.27	15801	9.86	+12.9
Alteryx n	AYX	...	...	...	74.24	25.00	484	70.96	+19.3
▲Altice n	ATUS	.07e	...	...dd	21.21	14.50	3840	21.43	+29.7
AltisrcAst	AAMC	...	...	...dd	73.50	22.60	0	34.47	+16.1
AltisResid	RESI	.60	6.0	...dd	10.84	9.87		9.92	
Altria	MO	3.44f	7.0	16	66.53	42.40	7401	49.14	-.5
AlumChina	ACH	...	...	...	16.48	7.44	21	9.25	+18.3
AmTrFn 7.5	AFST	...	...	...	26.00	14.08		18.35	-7.1
AmTrFn 55	AFSS	1.81	10.3	...	25.00	13.80		17.55	-6.2
AmberRd	AMBR	...	...	...dd	10.41	7.60	105	9.00	+9.4
Ambev	ABEV	.05e	1.0	7	7.43	3.77	54848	4.95	+26.3
AmbowEd n	AMBO	...	...	...					
Ameren	AEE	1.90	2.8	24	71.08	53.08	2081	69.03	+5.8
Ameresco	AMRC	...	...	23	16.59	7.95	61	14.83	+5.2
AMovilL	AMX	.17e	1.2	21	19.91	12.00	6834	14.69	+3.1
AmMovl A	AMOV	...	...	...	19.87	12.09	4	14.51	+3.2
AmAssets	AAT	1.08f	2.5	...cc	44.25	30.62	211	43.73	+8.9
AmAxle	AXL	...	...	4	19.34	10.13	2726	14.70	+32.4
AmCampus	ACC	1.84	4.1	59	46.40	34.52	1318	45.30	+9.4
AEagleOut	AEO	.55	2.7	13	29.88	16.96	3186	20.10	+4.0
AEP	AEP	2.68	3.4	19	81.05	62.71	2122	79.35	+6.2
AEqInvLf	AEL	.28f	.9	13	38.56	25.27	543	31.21	+11.7
AmExp	AXP	1.56	1.5	15	114.55	89.05	2386	106.62	+11.9
AFnclGrp	AFG	1.60	1.7	12	117.50	84.18	420	96.66	+6.8
AFnclGp 54	AFGE	1.56	6.1	...	26.36	23.82	16	25.74	+1.7
AFnclGp 55	AFGH	1.50	5.8	...	26.25	23.02	2	25.90	+6.0
AHm4Rent	AMH	.20	.9	...	23.34	18.54	1771	22.63	+14.0
AHm4R pfC	AMHpC	1.38	4.8	...	28.46	27.85		28.36	
AHm4Rn pfD	AMHpD	1.63	6.5	...	26.65	22.25	8	24.93	+10.7
AHm4R pfE	AMHpE	1.59	6.5	...	26.34	21.19	25	24.45	+10.4
AH4Rn pfG	AMHpG	1.47	6.4	...	24.87	18.80	9	23.02	+12.2
AHm4R pfF	AMHpF	...	...	...	25.24	19.01	52	22.95	+11.4
AIG wt	AIG/WS	...	...	...				20.10	
AmIntlGrp	**AIG**	**1.28**	**3.2**	**...dd**	**61.36**	**36.16**	**21909**	**40.19**	+2.0
AMidstrm	AMID	.41	10.0	...dd	13.00	2.75	298	4.12	+36.0
AmrRlty	ARL	...	...	9	21.57	11.52	1	13.12	+8.7
AmRenAs n	ARA	...	...	...	24.07	11.09	74	12.21	+6.0
AmShrd	AMS	...	...	12	3.95	2.19	1	2.53	+6.3
AmStsWtr	AWR	1.10	1.6	42	70.39	50.06	167	69.34	+3.4
▲AmTower	AMT	3.36f	1.9	66	173.95	132.02	1832	175.79	+11.1
ATowr pfB	AMTpB	5.50	4.7	...	119.63	115.90		117.60	
AVangrd	AVD	.08	.5	97	24.00	13.98	78	17.37	+14.4
AmWtrWks	AWK	1.82	1.9	42	98.24	77.07	799	97.25	+7.1
AmerSilvr n	USAS	...	...	...				3.65	
AmercldR	COLD	...	...	...cc	29.59	23.28	542	28.77	+12.6
Amerigas	APU	3.80	12.8	24	45.10	22.75	375	29.78	+17.7
Ameriprise	AMP	3.60	2.8	10	163.88	95.69	837	127.16	+21.8
AmeriBrgn	ABC	1.60	1.9	10	102.00	69.36	736	86.45	+16.2
Ametek	AME	.56	.7	32	81.92	63.14	1134	77.91	+15.1
AmiraNatF	ANFI	...	...	...	4.43	.30	71	1.03	+145.2
Ampco	AP	...	...	...dd	11.38	2.79	70	3.37	+8.7
Amphenol	APH	.92	1.0	35	97.56	74.95	1198	91.15	+12.5
AmpioPhm	AMPE	...	...	...	3.89	.35	622	.58	+46.3
AmpSrLn n	YESR	...	...	...	25.56	23.80		23.80	
AmpDivOpt	DIVO	...	...	...	31.01	24.91	9	28.49	+6.6
AmplOil n	AMLX	...	...	...	11.43	9.17		9.61	
Ampliph rs	**APHB**	**...**	**...**	**...dd**	**1.69**	**.15**	**332**	**.25**	+19.9
Amrep	AXR	...	...	...	9.88	5.47	3	6.36	+6.9
Anadarko	APC	1.20	2.7	16	76.70	40.40	4648	43.80	-.1
Anadrk 18	AEUA	3.75	11.4	...	37.17	28.60		32.89	
Andeavor	ANDV	2.36	1.5	23	163.19	89.58		153.50	
AndeavLog	ANDX	4.12	11.6	14	50.82	31.49	450	35.61	+9.6
Anf DvAlt n	DALT	...	...	...	10.90	8.26	4	9.93	+11.1
AnglogldA	AU	...	...	...	14.32	7.08	2523	13.68	+9.0
ABInBev	BUD	3.19e	4.2	19	117.06	64.55	2110	75.90	+15.3
Anixter	AXE	...	...	13	80.50	50.05	212	60.83	+12.0
Annaly	NLY	1.20e	11.7	12	10.78	9.57	16278	10.26	+4.5
Annaly pfC	NLYpC	1.91	7.5	...	25.99	23.91	7	25.49	+1.2
Annaly pfD	NLYpD	1.88	7.4	...	25.81	23.33	11	25.40	+2.7
Annaly pfG	NLYpG	1.63	6.8	...	24.86	22.00	21	24.01	+3.4
Annaly pfF	NLYpF	...	...	...	26.14	24.08	24	25.55	+3.2
Annaly pfE	NLYpE	1.91	7.6	...				25.26	
Antero n	AMGP	.45e	3.3	...	20.83	10.12	1797	13.54	+21.1
AnteroMid	AM	1.88f	7.3	20	34.53	19.86	892	25.63	+19.8
AnteroRes	AR	1.00	11.0	19	22.69	8.53	13912	9.07	-3.4
Anthem	ANTM	3.00	1.0	22	311.60	215.52	809	308.17	+17.3
Anthem un	ANTX	2.63	4.6	...	59.10	52.92		56.86	
Anworth	ANH	.56e	12.5	12	5.23	3.98	296	4.48	+10.9
Anwrth pfA	ANHpA	2.16	8.4	...	27.49	25.10	1	25.71	+1.5
Anwrth pfB	ANHpB	1.56	6.4	...	27.26	22.26		24.40	+3.4
Anwrth pfC	ANHpC	1.91	7.7	...	25.59	23.50	6	24.91	+3.8
Aon plc	AON	1.60	.9	55	173.09	134.82	961	169.62	+16.7
Apache	APA	1.00	3.1	21	50.03	24.56	3973	32.67	+24.5
AptInv	AIV	1.52	3.1	29	49.92	37.97	972	49.42	+12.6
AptInv pfA	AIVpA	1.72	6.6	...	27.75	25.17	3	25.89	+1.9
Aphria n	APHA	...	...	...	13.45	3.75	4337	9.09	+59.8
ApolloCRE	ARI	1.84	10.3	11	19.57	16.41	2538	17.90	+7.4
ApoCRE pfA	ARIpA	2.16	...	...					
ApoCRE pfC	ARIpC	...	...	...	25.83	23.85	4	25.44	+3.5
ApolloGM	APO	1.95e	6.5	10	36.49	22.63	853	29.85	+21.6
ApollG pfA	APOpA	1.59	6.4	...	26.00	21.06	19	24.89	+10.6
ApolG pfB	APOpB	1.59	6.5	...	25.55	21.02	25	24.53	+10.6
ApolloI 43	AIY	1.72	6.7	...	25.70	24.31	4	25.59	+3.1
ApollSrFlt	AFT	1.08a	7.4	...q	18.69	13.92	53	14.60	+1.5
ApolloTact	AIF	1.20a	8.3	...q	15.96	12.95	79	14.52	+5.4
AppHReit n	APLE	1.20	7.4	25	19.28	13.81	1015	16.13	+13.1
ApldIndlT	AIT	1.24f	2.1	15	82.35	50.56	187	57.80	+7.2
Aptargrp	ATR	1.36	1.3	30	112.31	81.59	234	101.77	+8.2
Aptiv	APTV	.22	.3	15	103.23	58.80	1787	79.65	+29.4
AquaAm	WTR	.88	2.5	26	38.24	32.09	637	35.65	+4.3
Aquantia n	AQ	...	...	...	18.49	7.08	625	8.01	-8.7
Acquavnt n	WAAS	...	...	...	21.62	11.83	23	21.08	+11.6
Aramark	ARMK	.44e	1.4	15	43.70	27.37	4006	31.20	+7.7
ArborRT	ABR	1.08f	9.1	9	12.79	7.95	648	11.86	+17.8
Arbor prA	ABRpA	2.06	8.2	...	26.32	24.00	3	25.17	-.1
ArborR pfB	ABRpB	1.94	7.6	...	25.90	23.30		25.41	+.4
ArborR pfC	ABRpC	2.13	8.5	...	26.55	24.00	8	25.12	-3.9
ArborRT 21	ABRN	1.84	7.3	...	25.86	25.25		25.26	
ArcLogist	ARCX	1.76	10.7	23				16.51	
ArcelorM rs	MT	.10p	...	5	36.84	19.50	1562	22.01	+6.5
ArchCoal	**ARCH**	**1.80f**	**2.0**	**6**	**102.61**	**75.09**	**884**	**89.38**	+7.7
ArchDan	ADM	1.40f	3.3	17	52.06	39.16	2989	42.24	+3.1
Archrock	AROC	.53	5.6	13	13.75	7.26	714	9.46	+26.3
Arconic	ARNC	.24	1.4	13	25.87	15.63	3976	17.49	+3.7
Arconic pf	ARNCp	3.75	4.3	...	90.25	80.51	0	87.30	-.8
Arconic pfB	ARNCpB	2.69	6.9	...				38.90	
ArcosDor	ARCO	...	...	44	10.00	6.05	434	8.40	+6.3
Arcosa n	ACA	...	...	...	34.92	22.20	282	30.39	+9.8
ArcusBio n	RCUS	...	...	...	19.67	8.57	70	10.75	-.2
Ardaugh n	ARD	.56	4.4	...	20.53	10.09	58	12.65	+14.2
ArdmoreSh	ASC	...	...	...dd	8.75	4.22	75	5.49	+17.6
AresCmcl	ACRE	1.24f	8.9	13	14.77	11.96	126	13.99	+7.3
AresDyCr	ARDC	1.40	9.3	...q	16.73	13.07	113	14.98	+8.6
AresMgmt	ARES	1.05e	4.8	17	25.95	18.82		22.12	
AresMg pfA	ARESpA	1.75	6.8	...	27.29	25.46		25.71	
Argan	AGX	1.00	2.1	12	48.13	34.90	84	46.95	+24.1
ArgoGp42	ARGD	1.63	6.4	...	25.52	24.50	9	25.50	+2.2
ArgoGpInt	ARGO	1.08b	1.6	14	70.00	53.95	90	67.31	+.1
AristaNetw	ANET	...	...	36	313.37	187.08	1543	240.78	+14.3
ArkInnova	ARKK	1.17e	...	...q	49.87	34.75	332	44.66	+20.1

Name	Ticker Symbol	Div	Yield	PE	52-week High	Low	Vol 1000s	Last	YTD %Chg
ArkIndInno	ARKQ	...	...	...q	37.47	28.29	36	34.55	+17.2
ArkGenom	ARKG	...	...	...q	34.69	21.98	60	28.65	+19.5
ArkWebX.O	ARKW	5.54e	...	...q	52.98	39.10	70	50.54	+19.1
Ark 3dPr n	PRNT	...	...	...	27.16	18.85	11	23.22	+16.9
Ark IsrTc n	IZRL	...	...	...	22.32	18.00	1	21.80	+17.4
ArkFinIn n	ARKF	...	...	...	20.71	19.95	14	20.58	+1.1
ArlingAst	AI	1.50	17.0	...dd	11.92	6.92	284	8.82	+21.8
ArlingAst23	AIW	1.66	7.0	...	24.75	22.87	0	23.60	+.7
ArlingAst25	AIC	1.69	7.3	...	24.30	21.63	2	23.18	+4.6
ArlAsst pfB	AIpB	1.75	8.0	...	25.05	21.35	1	22.00	+1.1
ArloTc n	ARLO	...	...	9	11.07	3.37	3802	3.76	-61.5
ArmadaHof	AHH	.80	5.2	41	16.17	12.77	198	15.39	+9.5
ArmrR pfA	ARRpA	2.06	8.1	...	25.79	22.36	6	25.28	+1.6
ArmrR pfB	ARRpB	1.97	7.9	...	25.25	21.45	31	24.87	+3.5
ArmourR rs	ARR	2.72	12.9	6	24.07	19.75	722	21.08	+2.8
ArmsFloor	AFI	...	...	42	20.46	11.39	123	14.61	+23.4
ArmstrWld	AWI	.17m	...	14	73.45	54.34	337	68.62	+17.9
ArmstW wi	AWI/WI	...	...	...				41.30	
ArrwDJYld	GYLD	1.59e	9.4	...q	18.25	13.89	7	16.95	+12.5
ArrowEl	ARW	...	...	11	83.71	62.69	565	80.84	+17.2
ArwQVMEq	QVM	...	...	...q	29.40	21.85	0	26.90	+11.7
ArtisanPtr	APAM	2.40a	9.9	10	36.05	20.16	552	24.33	+10.0
AskanoG g	AKG	...	...	...	1.38	.56	121	.73	+13.9
AsburyA	ABG	...	...	9	77.75	58.60	211	69.99	+5.0
AshfordHT	AHT	.48	9.1	...dd	8.66	3.85	373	5.25	+31.3
Ashfrd pfD	AHTpD	2.11	8.5	...	26.32	23.49	0	24.77	+4.8
AshfHT pfF	AHTpF	1.84	8.9	...	24.79	18.41	17	20.63	+11.1
AshfrH pfG	AHTpG	1.84	8.8	...	24.45	17.60	6	20.99	+11.1
AshfrdH pfH	AHTpH	1.88	8.8	...	24.65	18.60	4	21.29	+11.3
AshfrdH pfI	AHTpI	1.88	8.9	...	24.49	18.01	11	21.24	+11.9
Ashford	AINC	...	...	21	102.00	46.30	17	60.76	+17.1
Ashland	ASH	1.00	1.3	44	86.63	64.81	533	78.89	+11.2
AsiaPc	APB	.61e	2.5	...q	15.00	11.21		11.54	+1.0
AsiaTigr	GRR	.07e	.6	...q	11.35	10.28		10.92	
AspenAero	ASPN	...	...	...dd	5.32	1.60	44	3.33	+56.3
AspenIns	AHL	.96	2.2	...dd	46.10	34.80	20706	42.74	+1.8
Aspen pfC	AHLpC	1.49	5.9	...	26.76	21.28	48	25.24	+11.5
AspIns pfD	AHLpD	1.41	6.0	...	25.15	19.33	18	23.46	+16.8
AscBnc pfC	ASBpC	1.53	5.9	...	26.57	24.89	1	25.75	+1.2
AsscBc pf D	ASBpD	...	...	...	25.41	20.99	4	23.95	+7.9
AsscdBanc	ASB	.68	3.0	14	29.03	18.53	1022	22.69	+14.7
AsdBan wt	ASB/WS	...	...	...				2.80	
AssocCap n	AC	.20	.5	...cc	46.86	32.59	7	42.20	+19.8
Assurant	AIZ	2.40	2.5	48	111.43	82.31	522	97.13	+8.6
AssuredG	AGO	.64	1.6	7	43.40	34.08	988	40.06	+4.6
AsdGMu01	AGOpB	1.72	6.6	...	26.35	24.65	4	26.06	+1.1
AsdGMu02	AGOpE	1.56	6.2	...	26.44	23.27	92	25.02	-.6
AsdGMu03	AGOpF	1.40	5.6	...	25.81	22.01	6	25.09	+7.9
AsteriasBio	AST	...	...	...dd	2.30	.51	67	.88	+41.9
AstraZen s	**AZN**	**1.37e**	**3.4**	**10**	**41.78**	**32.69**	**12341**	**39.98**	+5.3
AtHomGr n	HOME	...	...	27	40.97	15.89	2107	23.18	+24.2
Atento SA	ATTO	.34p	...	11	10.10	3.55	104	3.97	-1.0
Athene n	ATH	...	...	...	53.92	37.20	1190	43.37	+8.9
AtkoreInt n	ATRK	...	...	...	28.67	17.47	341	23.12	+16.5
AtlPwr g	AT	.12	...	...dd	2.60	1.80	152	2.57	+18.4
ATMOS	ATO	2.10f	2.2	18	100.76	78.75	31584	95.96	+3.5
AuroraC n	ACB	...	...	...	8.34	4.58	19805	7.10	+43.1
AurynRs n	AUG	...	...	...	1.60	.85	65	1.04	+13.7
AutoNatn	AN	...	...	8	54.99	32.87	620	38.28	+7.2
Autohome	ATHM	...	...	5	119.50	61.43	1045	81.38	+4.0
Autoliv	ALV	2.48f	3.3	15	115.42	67.26	456	76.16	+8.4
▲AutoZone	AZO	...	...	18	899.99	590.76	382	904.96	+7.9
Auxilio n	AUXO	...	...	32				3.47	
Avalara n	AVLR	...	...	...dd	59.40	28.09	1982	50.52	+62.2
AvalonHld	AWX	...	...	...dd	20.20	2.00	15	2.68	+1.1
▲AvalonBay	AVB	6.08f	3.1	33	196.21	152.65	554	195.72	+12.5
Avangrid n	AGR	1.76	3.5	40	54.55	45.81	248	50.46	+.7
AvanosMd	AVNS	...	...	23	66.22	38.00	244	47.31	+5.6
AvayaHl n	AVYA	...	...	3	23.76	13.96	906	15.79	+8.4
AveICSFd	ACP	1.44	11.3	...q				12.76	-.9
AveryD	AVY	2.26	2.2	30	120.41	82.89	392	103.95	+15.7
AvinoSG g	**ASM**	**...**	**...**	**...**	**1.55**	**.50**	**336**	**.60**	-1.8
Avista	AVA	1.55f	3.8	20	52.91	39.92	875	41.01	-3.5
Avon	**AVP**	**...**	**...**	**26**	**2.99**	**1.30**	**15658**	**2.58**	+69.7
Axalta	AXTA	...	...	14	33.30	21.58	1368	26.47	+13.0
AXIS Cap	AXS	1.60f	2.9	...dd	60.69	47.43	372	55.74	+7.9
AXIS pfD	AXSpD	1.38	5.9	...	25.98	20.52	14	23.18	+8.1
AxisCap pfE	AXSpE	...	...	...	25.25	20.56	59	23.50	+12.2
AxosFinl	AX	...	...	14	45.18	23.87	297	32.75	+30.1
AxosF pf	AXO	1.56	6.1	...	26.75	23.22	1	25.38	+2.8
Azul n	AZUL	...	...	...	35.05	15.53	465	30.84	+11.4
AzurePwr n	AZRE	...	...	...	16.70	8.25	27	10.99	+21.4

- B -

Name	Ticker Symbol	Div	Yield	PE	52-week High	Low	Vol 1000s	Last	YTD %Chg
B&G Foods	BGS	1.90	7.3	9	33.50	22.00	531	26.01	-10.0
B2gold g	BTG	...	...	38	3.18	2.10	3812	3.00	+2.7
BB&T Cp	BBT	1.62	3.3	13	56.31	40.68	6103	49.74	+14.8
BB&T pfD	BBTpD	...	...	...	26.35	23.58	43	25.14	+2.7
BB&T pfE	BBTpE	1.41	5.7	...	26.20	22.65	31	24.91	+6.6
BB&T pfF	BBTpF	1.30	5.4	...	25.67	21.27	10	24.18	+9.2
BB&T pfG	BBTpG	1.30	5.4	...	25.49	21.32	24	24.13	+9.0
BB&T pfH	BBTpH	1.41	5.6	...	27.07	22.64	31	25.07	+6.6
BBVABFrn	BFR	.25e	1.9	...	25.22	7.11	216	13.19	+16.4
BBX Cap n	BBX	.04	.6	7	10.17	5.23	395	6.18	+7.9
BCE g	BCE	3.17f	...	...	45.08	38.75	782	43.02	+8.8
BG Staffing	BGSF	1.20	4.4	27	29.59	16.18	154	27.00	+30.8
BHP BillLt	BHP	1.66e	3.2	...	52.62	43.10	1330	51.97	+7.6
BHPBil plc	BBL	4.40e	...	...	47.92	38.04	1199	45.64	+9.0
BJsWhole n	BJ	...	...	...	32.92	19.31	819	25.85	+16.7
BK Tech n	BKTI	...	...	...					
BP MidPt n	BPMP	...	...	...	22.98	14.26	318	16.46	+5.9
BP PLC	BP	2.38	5.7	12	47.83	36.28	4624	41.87	+10.4
BP Pru	BPT	5.06e	20.0	4	37.23	17.00	195	25.31	+17.0
BRF SA	BRFS	...	...	...	9.67	4.65	4014	6.16	+8.5
BRT	BRT	.80f	6.1	6	14.20	10.20	12	13.06	+14.2
BT Grp s	BT	.99e	6.7	...	17.50	13.53	631	14.69	-3.4
BWX Tech	BWXT	.64	1.3	21	72.18	35.91	529	50.09	+31.0
B&W Ent n	**BW**	**...**	**...**	**...dd**	**7.66**	**.33**	**484**	**.60**	+52.6
BabShDHi	BGH	1.84	10.5	...q	19.95	15.13	83	17.54	+10.0
BadgerMtr s	BMI	.60	1.0	60	59.98	41.00	150	59.01	+19.9
BainCapS n	BCSF	...	...	...	20.21	15.14	211	20.02	+19.4
BakHuGE n	BHGE	.72	2.8	88	37.76	20.09	6224	25.64	+19.3
BallCorp s	BLL	.40	.7	28	55.48	34.71	1943	54.95	+19.5
Ballanty	BTN	...	...	...dd	5.67	1.11	31	1.61	+40.0
BanColum	CIB	1.27e	2.8	...	51.38	35.52	315	45.31	+18.9
BancCalif	BANC	.52	3.4	19	21.33	12.22	188	15.21	+14.3
BcCalif pfE	BANCpE	...	...	...	26.71	23.77	26	25.32	+2.8
BcCal pfD	BANCpD	1.84	7.1	...	26.76	24.21	5	25.77	+2.7
BcBilVArg	BBVA	.27e	4.7	...	8.82	4.99	2202	5.72	+8.1
BcoBrades s	BBDO	.02r	.2	...	11.33	5.49	9	10.95	+26.2
BcoBrad s	BBD	.06a	.5	...	12.56	6.50	22316	12.32	+24.6
BcoLatin	BLX	1.54	8.3	10	29.95	15.31	62	18.59	+7.5
BcoMacro	BMA	...	...	7	114.86	32.00	197	58.11	+31.4
BcoSantSA	SAN	.21e	4.7	...	7.10	4.21	5538	4.52	+.9
BcoSBrasil	BSBR	.29e	2.2	15	13.73	7.20	931	13.17	+18.3
BcSanChile	BSAC	.85e	2.7	...	35.09	28.67	234	31.32	+4.7
BcoChile s	BCH	...	...	...	34.68	27.04	129	31.58	+10.4
BcpSouth	BXS	.68	2.2	...	35.45	24.31	690	31.23	+19.5
Bcp NJ	BKJ	.24b	1.8	17	17.95	12.49	9	13.35	+2.5
BancFd pfA	BCVpA	1.34	...	...					
BancrftFd	BCV	2.40e	11.2	...q	23.05	17.30	10	21.38	+14.8
BkofAm	BAC	.60	2.1	11	33.05	22.66	47303	28.39	+15.2
BkAML pfJ	BMLpJ	1.02	4.9	...	25.09	18.70	7	20.67	-.3
BkAm pfE	BACpE	1.02	5.6	...	24.50	18.20	19	21.39	+7.2
BkAm pfI	BACpI	1.66	6.6	...	25.99	25.53		25.29	
BkAm pfL	BACpL	72.50	5.6	...	1309.03	1228.60	12	1302.40	+4.0
BkAm pfW	BACpW	1.66	6.5	...	26.59	25.07	684	25.49	+.2
BkAm pfY	BACpY	1.63	6.3	...	26.88	24.88	34	25.90	+2.0
BkAm wtB	BAC/WS/B	...	...	...				3.24	
BkAm pfA	BACpA	...	...	...	26.60	24.81	26	26.15	+4.4
BkAm pfC	BACpC	...	...	...	26.76	25.00	47	26.26	+3.5
BkAML pfL	BMLpL	1.02	5.0	...	24.98	18.60	15	20.50	-2.0
BkAML pfH	BMLpH	.77	4.0	...	22.80	17.96	10	19.10	+2.8
BkAML pfG	BMLpG	.77	3.9	...	22.83	17.86	19	19.70	+6.7
Bk of But n	NTB	1.28	3.6	11	53.63	29.43	146	35.14	+12.1
BkHawaii	BOH	2.48	3.1	16	88.92	63.64	353	80.23	+19.2
BkMont g	BMO	4.00e	...	8	84.36	62.79	318	73.35	+12.2
BkNYMel	BK	1.12	2.2	13	58.67	43.67	3380	51.77	+10.0
BkNYM pfC	BKpC	1.30	5.3	...	25.72	21.83	23	24.35	+7.1
BkNova g	BNS	2.56	...	8	63.53	48.34	1103	55.94	+12.2
BankUtd	BKU	.84	2.4	12	44.97	28.05	1052	35.59	+18.9
BarHarbr s	BHB	.80f	3.3	17	30.95	21.25	28	24.60	+9.7
Br iPthCrd	OIL	...	...	...	79.22	45.28	6	56.20	+18.4
BarFIEur	FEEU	...	...	...q	136.22	111.43		120.10	
BarcFl HY	FIGY	...	...	...q	172.90	127.16		159.95	
BarcSPVeq	VQT	...	...	...q	175.94	152.61	1	160.03	+3.3
BarSelMLP	ATMP	1.17e	5.8	...q	22.67	16.87	41	20.19	+13.9
BiP Cmdty	DJP	...	...	...q	25.80	20.38	350	22.24	+4.8
BarcGsci36	GSP	...	...	...q	18.39	12.73	21	14.55	+12.1
BrcEnEu n	FLEU	...	...	...	159.89	99.78		119.89	+10.4
BiPSPBWrt	BWV	...	...	...q	80.07	74.65		77.50	
BiP GCrb	GRN	...	...	...q	18.41	11.20		17.90	
BiPGbpUsd	GBB	...	...	...q	37.80	34.52		36.14	
BiPEurUsd	ERO	...	...	...q	46.90	43.75		45.01	

STOCK GLOSSARY — **bt** - primary exchange listing BATS **cld** - issue has been called for redemption by company **d** - new intraday 52-week low **g** - dividends paid in Canadian funds, PE not shown **h** -Does not meet continued-listing standards **lf** - late filing with SEC **n** - stock was a new issue in the last year - the 52-week high and low figures are calculated from their start date **pf** - preferred stock issue **pr** - preferences **rs** - stock has undergone a reverse stock split, decreasing outstanding shares by at least 50 percent within the past year **rt** - right to buy security at a specified price **s** - historical prices have been adjusted for a split or distribution of 20 percent or more in the last 12 months. **wi** - trades will be settled when the stock is issued **wd** - when distributed **wt** - warrant, allowing a purchase of a stock **u** - new intraday 52-week high **un** - unit, including more than one security **v** - Trading halted on primary market **vj** - company in bankruptcy, receivership or being reorganized under the bankruptcy law - this appears in front of the name **DIVIDEND FOOTNOTES: a:** Extra dividend(s) paid, but are not included; **b:** Annual rate plus stock dividend; **c:** Dividend from a liquidating company; **e:** Declared or paid preceding 12 months; **f:** Annual rate, increased on last declaration. **i:** Declared or paid after dividend or split; **k:** Declared or paid this year, an accumulative issue with dividends in arrears; **r:** Declared or paid in last 12 months plus stock dividend; **m:** Annual rate, reduced on last declaration. **p:** Initial dividend, annual rate unknown; yield not shown. **t:** Paid in stock in preceding 12 months, estimated cash value on ex-dividend or ex-distribution date **PE footnotes q** - stock is a closed-end fund - no P/E ratio shown **cc** - P/E exceeds 99 **dd** - loss in last 12 months

Continued on **next page**

Continued from **previous page**

NYSE

Name	Ticker Symbol	Div	Yield	PE	52-week High	52-week Low	Vol 1000s	Last	YTD %Chg
BiP Lead	LD	...	...	...q	58.82	40.22		41.20	-4.4
BiP Cocoa	NIB	...	...	...q	35.77	22.70	8	25.75	-8.3
BarcBk prD	BCSpD	2.03	7.8	...	26.90	25.67		25.86	
BiPOpCur	ICI	...	...	...q	37.90	37.01		37.90	
BiPAsnGulf	PGD	.11e	.3	...q	50.00	40.00		40.10	
BiPGems38	JEM	3.18e	10.9	...q	29.45	28.35		29.20	
BarcBk prA	BCSpA	1.78	7.1	...				25.01	
BiP JpyUsd	JYN	...	...	...q	57.20	50.54		52.02	
BiPAsia8	AYT	1.21e	2.9	...q	45.81	40.98		42.16	
B iPInvVIX	XXV	...	...	...q	39.98	36.44		37.00	
BarcCAPE	CAPE	...	...	...q	162.38	106.27	3	125.21	+11.4
BiPSPMLP	IMLP	1.22e	7.2	...q	19.71	14.17	1	17.05	+15.6
Barclay	BCS	.15e	1.9	...	12.55	7.07	1730	8.05	+6.8
iPthNtGs	GAZ	...	...	...	67.17	36.62	0	36.97	-20.1
BiP SPVix	XVZ	...	...	...q	22.10	17.40	1	18.24	-14.2
Bar ef	VXA	...	...	...					
BrVxMdT rs	VXZ	...	...	...q	23.24	16.86		20.29	-8.6
B iPVxST rs	VXX	...	...	...q	53.82	25.85		38.69	-17.5
BarcWomLd	WIL	...	...	...q	69.59	59.06		66.84	+12.9
Barings	BBDC	1.20	12.4	...	10.79	8.70	104	9.67	+7.3
Triangle 22	TCCA	1.59	6.4	...	25.39	24.86		24.98	
TriangC 22	TCCB	1.59	6.4	...	25.40	24.96		24.99	
BaringsCp s	MCI	1.20	7.7	...q	15.65	14.70	40	15.60	+6.1
BaringsPt	MPV	1.08	6.9	...q	16.45	13.99	11	15.75	+4.7
BarcDisab	RODI	...	...	...q				70.00	
B&N Ed n	BNED	.60	9.4	7	8.32	3.58	344	6.40	+59.6
BarnesNob	BKS	.60	9.8	...dd	7.81	4.10	674	6.11	-13.8
Barnes	B	.64	1.1	46	72.70	49.06	154	60.29	+12.4
Barnwell	BRN	...	...	...dd	2.95	1.22	0	1.34	+.8
BarrickGld	GOLD	...	...	...	13.73	11.52	14348	12.91	+8.9
BasicEn n	BAS	...	...	...	20.42	3.63	132	5.03	+31.0
BauschHl	BHC	...	...	7	28.45	14.44	3337	25.50	+38.1
Baxter s	BAX	.76	1.0	34	78.38	61.05	2201	72.44	+10.1
BaytexE g	BTE	...	...	...dd	4.85	1.38	1331	1.68	-4.5
BeazerHm	BZH	...	...	14	17.58	8.16	529	12.60	+32.9
BectDck	BDX	3.08	1.3	99	265.87	208.62	810	244.51	+8.5
BectDk pfA	BDXA	...	...	...	67.71	54.67	96	60.91	+5.6
Belden	BDC	.20	.4	10	78.81	37.79	444	55.94	+33.9
Belden pfB	BDCpB	...	...	...	104.89	55.06	34	76.26	+30.7
Belmond	BEL	...	...	...cc	25.38	10.30	1902	24.93	-.4
Bemis	BMS	1.28f	2.4	21	53.00	40.86	410	52.26	+13.9
BenchElec	BHE	.60	2.2	59	32.53	20.01	347	27.87	+31.6
▲Berkley	WRB	1.52e	1.9	16	81.61	67.17	380	80.84	+9.4
Berkley pfB	WRBpB	1.41	5.5	...	26.88	21.42	15	25.51	+12.6
Berkly pfC	WRBpC	...	...	...	26.35	21.56	17	25.53	+12.7
Berkly pfD	WRBpD	1.44	5.8	...	25.78	21.10	14	24.90	+11.1
BerkHa A	BRK/A	...	...	25	335900.00	279410.03	0	303890.03	-.7
BerkH B	BRK/B	...	...	28	224.07	184.75	3601	202.78	-.7
BerkHBcp	BHLB	.92f	3.2	13	44.25	25.77	211	28.78	+6.7
BerryPlas	BERY	.12p	...	9	57.18	40.50	1563	51.56	+8.5
BestBuy	BBY	1.80	3.0	18	84.37	47.72	2682	59.57	+12.5
Best Inc n	BSTI	...	...	...	13.54	3.77	1238	5.97	+45.3
BigLots	BIG	1.20	3.7	9	59.11	26.21	787	32.16	+11.2
Biglari B	BH	...	...	3	269.58	111.00	3	133.18	+17.3
Biglari A	BH/A	...	...	...	1036.79	571.46		667.50	+13.6
BioAmber	BIOA	...	...	...dd				.16	
BioRadA	BIO	...	...	21	345.15	220.05	226	261.42	+12.6
BioRadB	BIO/B	...	...	67	324.25	220.93		258.60	+12.4
▲BiohvnPh n	BHVN	...	...	...	44.73	16.50	335	43.90	+18.7
BioPhrmX	BPMX	...	...	...dd	.38	.05	3391	.10	-8.3
BioTime	BTX	...	...	1	2.90	.66	421	1.15	+26.0
BirksGrp	BGI	...	...	...	2.77	.76	4	1.06	+11.6
BitautoH	BITA	...	...	9	32.59	15.61	431	17.81	-28.1
BlkHillsCp	BKH	2.02	2.9	21	70.70	50.49	468	69.53	+10.8
BlkHCp un	BKHU	...	...	...	69.35	56.78		63.72	
BlKnight n	BKI	...	...	29	56.45	42.30	1645	52.12	+15.7
BlkStMin n	BSM	1.48	8.2	30	19.29	15.23	84	17.97	+16.1
BlackBerry	BB	...	...	...dd	13.38	6.57	1901	8.49	+19.4
BlackRock	BLK	13.20f	3.1	16	578.80	360.79	543	423.38	+7.8
Blrk22Gl n	BGIO	...	...	...	9.72	7.66	113	8.79	+5.6
BlkBldAm	BBN	1.58	7.1	...q	22.76	19.59	94	22.13	+5.3
BlkCAIT	BFZ	.87	6.9	...q	13.32	11.83	39	12.53	+4.7
BlkCorBd	BHK	.78	6.0	...q	13.24	12.08	217	12.90	+5.7
BlkCpHiY	HYT	.84	8.3	...q	10.75	8.95	1173	10.14	+9.3
BlkCrdAllo	BTZ	.97	8.1	...q	12.81	11.06	185	12.00	+7.3
BlkDbtStr rs	DSU	.82	7.8	...q	11.72	9.48	178	10.57	+8.2
BlkEngyRs	BGR	1.32	11.0	...q	15.77	9.87	82	11.95	+14.4
BlkEnhC&I	CII	1.20	7.7	...q	17.36	13.13	88	15.57	+10.6
BlkEEqDv	BDJ	.56	6.6	...q	9.58	7.23	230	8.53	+9.8
BlEnhGvIn	EGF	.66	5.0	...q	13.64	12.60	5	13.09	+.8
BlkFltRtInc	FRA	.81	6.3	...q	14.63	11.63	131	12.73	+7.0
BlkFloatR	BGT	.70	5.8	...q	14.13	11.26	83	12.12	+4.9
BlkFL2020	BFO	.37	2.6	...q	14.54	13.46	3	14.20	+1.1
BlkGlbOp	BOE	1.16	11.2	...q	12.25	9.09	135	10.35	+10.5
BlkHlthSci	BME	2.40	5.9	...q	44.00	32.00	28	40.90	+12.2
BlkIT	BKT	.37	6.3	...q	5.95	5.55	103	5.88	+4.3
BlkIntlG&I	BGY	.59	10.9	...q	6.41	4.78	148	5.42	+8.8
BlkIQM	BKN	.74a	5.3	...q	14.45	12.72	31	13.93	+5.5
BlkLtdD	BLW	.95	6.5	...q	15.36	13.00	188	14.52	+8.6
BlkLTMu	BTA	.65a	5.7	...q	11.81	10.50	17	11.37	+6.6
BlkMDMB	BZM	.65	4.3	...q	13.60	13.02		12.71	-.8
BlkMATxE	MHE	.70a	5.5	...q	14.54	12.90		12.58	-.6
BlkMultSec	BIT	1.40a	8.5	...q	17.75	14.79	103	16.45	+7.1
BlkMulntD	MUI	.59a	4.4	...q	13.53	12.30	101	13.41	+6.0
▲BlkMuNYInt	MNE	.69	5.2	...q	13.29	12.01	7	13.28	+6.9
BlkMunihCA	MUC	.64	5.0	...q	13.55	12.09	43	12.88	+4.5
BlkMunHIQ	MFL	.86	6.6	...q	13.98	11.78	57	12.97	+1.8
BlMunhNYQ	MHN	.61a	4.9	...q	13.02	11.62	17	12.47	+4.1
BlMunhNJQ	MUJ	.71a	5.4	...q	13.61	12.25	46	13.10	+4.1
BlkMunihQ	MUS	.81	6.8	...q	12.78	11.09	18	11.89	+5.0
BlkMunHQ2	MUE	.82	6.7	...q	12.97	11.28	39	12.22	+6.5
BlMunyCAQ	MCA	.88	6.7	...q	13.94	12.33	42	13.15	+4.0
BlkMunyInv	MYF	.97	7.1	...q	14.84	12.59	17	13.73	+8.6
BlkMunyIQ	MFT	.85	6.5	...q	13.64	11.83	8	13.11	+7.0
BlkMYMIQ	MIY	.83	6.4	...q	13.58	12.15	32	13.05	+5.1
BlMunyNYQ	MYN	.57a	4.7	...q	12.48	11.09	63	12.11	+5.1
BlkMunyPaQ	MPA	.86	6.5	...q	14.10	12.30	17	13.23	+5.4
BlMunyQlty	MQY	.96	6.9	...q	14.38	12.70	45	13.91	+7.2
BlkMuniyQ3	MYI	.70	5.6	...q	12.84	11.54	159	12.60	+4.6
▲BlkMuniast	MUA	.65a	4.6	...q	14.28	12.50	43	14.10	+9.6
BlkMu2020	BKK	.47a	3.2	...q	15.40	14.68	57	14.91	+1.0
BlkMuBdT	BBK	.76a	5.4	...q	14.58	13.06	36	14.16	+5.9
BlkMuIIQ	BAF	.82	6.2	...q	14.17	12.44	35	13.22	+.9
BlkMunIIT	BBF	.87	6.7	...q	14.17	11.80	2	12.94	+7.7
BlkMuIQT	BYM	.86	6.6	...q	13.51	12.16	49	13.23	+6.0
BlkMuIT	BFK	.78	6.0	...q	13.46	11.95	103	12.96	+6.3
BlkMuIT2	BLE	.95a	7.0	...q	14.39	13.31		13.63	-.9
BlkMuTTT	BTT	.86a	3.9	...q	22.03	19.91	61	21.85	+6.5
BlkMunienh	MEN	.73a	6.9	...q	10.88	9.63	41	10.55	+6.6
BlkMunihld	MHD	.89a	5.8	...q	16.21	13.89	13	15.41	+4.6
BlkMunihd2	MUH	.81a	5.9	...q	14.49	12.52	33	13.73	+5.9
BlkMunvst	MVF	.64a	7.6	...q	9.39	8.58		8.46	-.9
BlkMuniv2	MVT	.88a	6.0	...q	15.50	12.75	11	14.77	+13.1
BlkMunyAZ	MZA	.83	5.6	...q	16.50	14.66		14.78	-.7
BlMunyldCA	MYC	.74a	5.9	...q	14.16	12.20	96	13.17	+2.0
BlkMuniyld	MYD	.80a	5.8	...q	13.99	12.29	95	13.81	+10.3
BlkMunyNJ	MYJ	.90	6.6	...q	14.84	12.54	25	13.70	+5.8
BlMunQlt2	MQT	.80	6.6	...q	12.29	11.13	24	12.12	+6.0
BlkNJMB	BLJ	.83a	6.1	...q	14.72	13.37		13.61	
BlkNJIT	BNJ	.76	5.5	...q	14.49	13.68		13.76	
BlkNYMB	BQH	.74	5.5	...q	13.81	12.31	2	13.54	+5.9
BlkNYIQT	BSE	.69	5.5	...q	13.39	11.84	16	12.60	+4.3
BlkNYIT	BNY	.83	6.5	...q	13.48	11.70	7	12.69	+3.7
BlkNYMu2	BFY	.84	6.7	...q	14.01	12.73		12.53	-.8
BlkRsCmdy	BCX	.79	10.0	...q	9.95	6.65	260	7.86	+11.3
BlkSciTch	BST	1.20	3.7	...q	36.20	23.92	115	32.81	+19.4
BlkStMT	BSD	.78a	6.1	...q	13.28	11.58	7	12.78	+7.3
BlkU&Inf	BUI	1.45	6.9	...q	21.25	17.40	24	20.91	+5.8
BlkVAMB	BHV	.83	5.4	...q	16.92	15.53		15.43	-.6
BlkstFltRt	BSL	1.08	6.6	...q	18.51	15.10	73	16.45	+7.3
BlkstGSOSt	BGB	1.26	8.7	...q	16.21	13.03	239	14.45	+7.3
Blackstone	BX	2.19e	6.6	12	40.60	26.88	3351	33.20	+11.4
BlkstnMtg	BXMT	2.48	7.4	12	35.70	29.59	1622	33.50	+5.1
BlkLSCrInc	BGX	1.18	7.7	...q	17.05	13.40	44	15.22	+10.8
BlockHR	HRB	1.00	4.1	9	29.81	22.45	2447	24.20	-4.6
BlonderT	BDR	...	...	...dd	2.20	.52	6	1.12	+1.4
BlueAprn n	APRN	...	...	...dd	4.20	.65	1457	1.52	+49.0
BlueCapRe	**BCRH**	**1.20**	**16.0**	**...dd**	**12.60**	**5.30**	**10**	**7.48**	+36.0
BluegVac n	BXG	.60	4.5	...	26.22	10.68	29	13.44	+3.9
BlueLinx rs	BXC	...	...	10	46.42	14.13	65	31.07	+25.7
▲BluerkRsd	BRG	1.16	11.0	...dd	10.74	7.02	235	10.50	+16.4
BluerkRs pf	BRGpA	2.06	8.0	...	26.25	24.53	5	25.60	+1.2
BluerkR pfD	BRGpD	1.78	7.7	...	24.85	19.52	4	23.25	+13.4
BluerkR pfC	BRGpC	1.91	7.6	...	26.02	22.48		25.00	+4.1
Boeing	BA	8.22f	2.0	38	413.88	292.47	2723	409.82	+27.1
BoiseCasc	BCC	.36f	1.3	10	49.30	22.00	356	28.76	+20.6
BonanzaCE	BCEI	...	...	9	40.38	18.41	233	23.80	+15.1
BootBarn	BOOT	...	...	12	31.62	15.01	470	26.96	+58.3
BoozAllnH	BAH	.92f	1.7	22	54.74	36.78	1250	53.26	+18.2
BorgWarn	BWA	.68	1.7	11	54.35	32.46	3236	40.74	+17.3
BostBeer	SAM	...	...	33	329.95	160.40	106	270.52	+12.3
BostProp	BXP	3.80	2.9	39	134.03	107.84	517	133.11	+18.3
BosProp pfB	BXPpB	1.31	5.3	...	25.77	21.82	1	24.80	+8.5
BostonSci	BSX	...	...	31	40.33	25.84	5170	39.92	+13.0
BldrG&IFd	BIF	.11a	1.0	...q	11.40	9.45	88	10.67	+2.3
BowlA	BWL/A	.68	4.5	42	16.95	13.61	0	15.25	-5.9
Box Inc n	BOX	...	...	...dd	29.79	15.64	1552	24.23	+43.5
BoydGm	BYD	.24	...	18	39.35	18.98	559	27.45	+32.1
BradyCp	BRC	.85	1.8	26	47.36	35.95	403	46.74	+7.5
BraemHot	BHR	.64	5.5	9	12.10	8.32	103	11.73	+31.4
BraeHtR pf	BHRpD	...	...	...	24.43	18.43	7	24.27	+11.3
AshHPr pfB	AHPpB	...	...	...	19.72	18.20		19.28	
Brandyw	BDN	.72	4.6	19	17.23	12.32	940	15.81	+22.8
BrasilAgro	**LND**	**...**	**...**	**...**	**4.52**	**3.30**	**32**	**4.22**	+5.0
Braskem	BAK	.78e	2.6	...	30.52	21.32	284	29.71	+21.5
BridgptEd	BPI	...	...	14	13.63	5.31	142	9.29	+32.5
BrigStrat	BGG	.56	4.3	8	23.10	11.34	308	13.06	-.2
BrightHrz	BFAM	...	...	53	123.93	91.29	398	119.67	+7.4
BrghtSch n	BEDU	...	...	32	20.95	8.83	146	10.37	+12.6
BrghtSph	BSIG	...	...	18	16.31	10.04	752	13.87	+29.9
Brinker	EAT	1.52	3.4	14	54.14	32.03	859	44.94	+2.2
Brinks	BCO	.60	.8	...dd	85.00	59.08	345	77.04	+19.2
BrMySq	BMY	1.64f	3.2	50	70.05	44.30	17853	50.83	-2.2
BristowGp	**BRS**	**.28**	**21.4**	**...dd**	**18.91**	**1.11**	**5484**	**1.31**	-46.1
BritATob s	BTI	2.24e	6.2	...	63.04	30.67	2438	36.33	+14.0
BrixmorP	BRX	1.12	6.2	15	18.71	13.84	4838	17.95	+22.2
BroadrdgF	BR	1.94f	2.0	29	138.24	91.34	643	99.46	+3.3
Brookdale	**BKD**	**...**	**...**	**...dd**	**10.10**	**6.08**	**5010**	**6.93**	+3.4
BrkfdAs g s	BAM	.64f	1.5	15	45.04	36.58	1750	42.99	+12.1
BrookBus n	BBU	.25	.7	14	46.55	29.82	27	35.56	+17.0
BrkfDtla pf	DTLAp	1.91	9.0	...	27.37	19.04	9	21.25	+2.8
BrkGblInf	INF	1.40	11.9	...q	13.00	9.48	68	11.76	+16.1
BrkfInfra s	BIP	2.01f	5.0	30	42.31	32.26	201	40.16	+16.3
BrkRlAs n	RA	.20p	...	...	23.55	17.95	79	21.16	+11.0
BrkfReEn	BEP	2.06f	7.1	...	32.69	24.51	198	29.21	+12.8
HeliosTR rt	HTRr	...	...	...				.64	
BrwnBrn s	BRO	.32	1.1	25	31.55	24.34	1136	28.48	+3.3
BrownFA s	BF/A	.66f	1.4	31	57.70	44.42	10	48.69	+2.7
BrownFB s	BF/B	.66f	1.4	30	59.58	44.57	740	48.12	+1.1
Brunswick	BC	.84	1.7	14	69.82	41.92	1250	50.03	+7.7
Buckeye	BPL	3.00	9.2	...dd	51.67	25.71	1211	32.77	+13.0
Buckle	BKE	1.00a	5.8	9	29.65	16.85	342	17.27	-10.7
Buenavent	BVN	...	...	...dd	16.83	11.67	901	16.51	+1.8
BldBear	BBW	...	...	16	10.45	3.75	16	4.98	+26.1
BungeLt	BG	2.00	3.8	23	81.00	51.13	659	52.91	-1.0
BurlStrs	BURL	...	...	35	180.27	114.04	682	162.27	-.2
BylineBc n	BY	...	...	...	24.80	15.39	65	19.60	+17.6

- C -

Name	Ticker Symbol	Div	Yield	PE	52-week High	52-week Low	Vol 1000s	Last	YTD %Chg
C&J Eng n	CJ	...	...	...	32.08	12.35	660	16.94	+25.5
CTrkMH23	MLPC	.89e	6.4	...q	15.69	11.76	0	14.01	+16.3
CtrMillr n	MLPE	...	...	...	22.50	18.02		20.72	+12.0
CAE Inc g	CAE	.40f	...	18	21.70	16.96	141	21.09	+14.9
CAI Intl	CAI	...	...	6	27.43	19.35	90	25.67	+10.5
CBIZ Inc	CBZ	...	...	23	24.38	15.85	424	20.43	+3.7
CBL Asc	CBL	.30m	13.0	...dd	6.26	1.79	5212	2.30	+19.8
CBL pfD	CBLpD	1.84	13.5	...	19.85	10.04	56	13.59	+28.4
CBL pfE	CBLpE	1.66	13.6	...	17.94	9.04	12	12.20	+27.6
CBOE Glb	CBOE	1.24	1.3	38	124.56	87.87	743	92.64	-5.3
CBRE GRE	IGR	.60	8.4	...q	7.68	5.97	264	7.11	+15.4
CBRE Grp	CBRE	.20	.4	19	50.43	37.45	2217	49.48	+23.6
CBS A	CBS/A	.72f	1.5	14	59.76	41.48	3	49.05	+11.9
CBS B	CBS	.72	1.5	11	59.59	41.38	4444	49.10	+12.3
▼CCA Inds	CAW	...	...	...dd	3.25	1.61	36	1.60	-27.3
CF Inds s	CF	1.20	2.8	...dd	56.51	35.70	6676	42.54	-2.2
CGI g	GIB	...	...	...	66.53	55.07		66.01	+7.9
CIT Grp	CIT	1.00	2.0	20	56.14	35.50	1190	50.11	+30.9
CKE Inc	CK	...	...	...					
CKX Lands	CKX	.12m	1.1	44	11.45	9.70	1	10.49	+1.7
CMS Eng	CMS	1.54f	2.9	32	53.82	41.98	2278	52.50	+5.7
CNA Fn	CNA	1.40	3.2	12	54.70	41.49	384	43.83	-.7
CNH Indl	CNHI	.14e	1.3	22	14.50	8.41	933	10.55	+14.5
CNO Fincl	CNO	.40	2.4	11	23.84	13.64	1163	16.87	+13.4
CNOOC	CEO	4.92e	2.9	...	202.38	138.00	117	169.98	+11.5
CNX Midst	CNXM	1.44e	9.0	10	21.00	14.70	227	16.03	-1.5
CNX Resc	CNX	.04	.4	...dd	18.37	9.58	3679	9.93	-13.0
ConslCoal n	CCR	2.05f	11.4	8	21.13	13.40	21	17.95	+9.4
CONSOL n	CEIX	...	...	9	48.12	26.62	259	35.85	+13.1
CPFL Eng	CPL	.12e	.7	...	18.17	10.36	15	17.03	+15.1
CPI Aero	CVU	...	...	10	11.75	5.83	13	6.42	+.8
CRH Med	CRHM	...	...	...cc	4.50	2.40	28	3.27	+7.2
CRH	CRH	.72e	2.4	...	38.46	24.62	569	30.34	+15.1
CsopChiA50	AFTY	1.17e	7.7	...q	19.34	12.97	8	15.17	+15.7
Csop ChInt	CNHX	...	...	...q	29.12	23.00		24.82	+3.1
CSS Inds	CSS	.80	10.6	...dd	21.34	6.45	71	7.53	-16.1
CTS	CTS	.16	.5	25	39.20	24.07	186	30.77	+18.8
CURO Gp n	CURO	...	...	...dd	32.20	8.74	118	10.95	+15.4
CVR Engy	CVI	3.00f	7.1	...cc	47.67	28.14	362	42.09	+22.1
CVR Ptrs	UAN	.71e	19.3	...dd	4.35	2.71	233	3.67	+7.9
CVS Health	CVS	2.00	3.0	12	82.15	60.14	6987	67.69	+3.3
CWA Inco n	CWAI	...	...	...	25.84	23.92		24.94	+3.1
CYSInv pfA	CYSpA	1.94	7.7	...	25.52	24.01		25.04	
CYSInv pfB	CYSpB	1.88	7.6	...	25.00	23.40		24.70	
CabGS flt34	GYB	.83	4.0	...	23.07	19.13	34	20.73	+4.7
CabcoJCP97	PFH	1.91	26.3	...	13.94	5.85	15	7.26	+15.0
CabAT&T34	GYC	.83	3.9	...	25.05	19.22	3	21.29	+7.2
CableOne n	CABO	8.00	.9	40	924.31	597.40	28	915.01	+11.6
Cabot	CBT	1.32	2.9	11	67.80	39.57	646	45.20	+5.3
CabotO&G	COG	.28f	1.1	33	27.40	20.95	4998	24.72	+10.6
CACI	CACI	...	...	18	200.85	138.39	191	178.21	+23.7
Cactus n	WHD	...	...	...	40.97	20.42	189	35.70	+30.2
CadencB n	CADE	.70f	3.5	10	31.44	16.13	971	19.75	+17.7
CaledoMn n	CMCL	.28	5.1	...	9.94	5.01	10	5.49	+4.5
Caleres	CAL	.28	1.0	14	41.09	26.63	369	29.06	+4.4
CalifRes rs	CRC	...	...	...dd	50.34	13.26	2191	20.19	+18.5
CalifWtr	CWT	.79f	1.6	36	52.22	35.25	282	50.85	+6.7
Calix	CALX	...	...	...dd	11.30	6.00	840	8.03	-17.6
CallGolf	ELY	.04	.3	34	24.67	14.44	1877	15.92	+4.1
CallonPet	CPE	...	...	16	14.65	5.57	7457	7.80	+20.2
Callon pfA	CPEpA	5.00	9.6	...	53.15	45.43	3	52.10	+3.4
Calpine	CPN	...	...	...dd	15.25	15.07		15.25	
CambrE rs	CEI	...	...	...	3.30	1.88		2.45	
▼Cambrex	CBM	...	...	14	69.43	35.00	1520	35.80	-5.2
CambriaYld	SYLD	.49e	1.3	...q	40.86	30.43	1	36.38	+12.0
CambFgnY	FYLD	.75e	3.2	...q	27.45	20.78	4	23.10	+7.4
CambGblV	GVAL	.54e	2.4	...q	27.32	20.53	43	22.58	+7.5
CamGblMo	GMOM	.56e	2.3	...q	28.49	23.90	2	24.77	+1.9
CambGlAss	GAA	.55e	2.1	...	27.85	24.32	7	26.24	+5.8
CambrEmS	EYLD	...	...	...	37.65	27.24	4	30.39	+9.2
CambSovHi	SOVB	1.72e	4.5	...				28.65	
CambEq n	CCOR	...	...	...	27.24	24.00	55	26.49	-.4
CambTail n	TAIL	...	...	...	26.61	19.70	8	20.52	-10.3
CamValMom	VAMO	...	...	...q	27.50	21.27	3	22.00	+.5
CamdenPT	CPT	3.20f	3.2	26	99.96	78.19	504	98.61	+12.0
Cameco g	CCJ	.32	...	...	13.04	8.34	1194	12.17	+7.2
CampSp	CPB	1.40	4.1	13	48.10	32.04	1901	34.45	+4.4
CampWrl n	CWH	.54	3.5	...	44.25	11.01	1003	15.23	+32.8
Can-Fite	CANF	...	...	...	2.25	1.00	58	1.14	-9.5
CdaGoose n	**GOOS**	**...**	**...**	**...**	**72.27**	**30.38**	**16647**	**51.53**	+17.9
CIBC g	CM	4.49e	...	7	96.98	72.96	211	84.24	+13.0
CdnNR gs	CNI	1.58e	...	...	91.90	70.36	947	82.74	+11.6
CdnNRs gs	CNQ	1.34	...	...	38.20	21.85	2222	26.65	+10.4
CP Rwy g	CP	2.60	...	...	224.19	167.48	523	202.00	+13.7
CannaeHl n	CNNE	...	...	...dd	21.92	15.87	152	21.60	+26.2
Canon	CAJ	...	...	...	38.51	26.37	489	28.89	+4.7
CanopyGr n	CGC	...	...	...	59.25	25.26	9272	46.12	+71.6
CantelMed	CMD	.20e	.2	39	130.92	69.36	150	82.52	+10.8
CapOne	COF	1.60	2.0	7	101.67	69.90	2088	79.61	+5.3
CapOne pfC	COFpC	1.56	6.1	...	26.32	23.87	30	25.41	+1.4
CapOne pfD	COFpD	1.68	6.5	...	26.98	24.97	39	25.63	+1.1
CapOne pfF	COFpF	1.55	6.0	...	27.00	23.95	30	25.88	+2.4
CapOne pfB	COFpP	1.50	5.9	...	25.80	23.41	33	25.22	+2.6
CpOne pf H	COFpH	...	...	...	26.55	23.68	24	25.60	+2.7
CapOne pfG	COFpG	...	...	...	25.12	20.41	75	24.00	+11.0
CapSenL	**CSU**	**...**	**...**	**...dd**	**13.41**	**6.23**	**401**	**6.29**	-7.5
CapInv n	CIC	...	...	...	10.12	9.65		10.07	+.7
CapInv wt	CIC/WS	...	...	...				1.10	
CapriHld	CPRI	...	...	12	75.96	35.68	2142	44.89	+18.4
CapsteadM	CMO	.49	6.2	12	9.37	6.58	1317	7.89	+18.3
Capstd pfE	CMOpE	1.88	7.6	...	25.72	22.72	11	24.75	+3.4
CarboCer	**CRR**	**...**	**...**	**...dd**	**11.86**	**2.84**	**350**	**4.39**	+26.1
CardnlHlth	CAH	1.90	3.4	...dd	73.23	42.17	3609	55.50	+24.4
▲Care.com	CRCM	...	...	...cc	24.75	15.14	263	24.95	+29.2
Carlisle	CSL	1.60	1.3	19	129.47	92.16	376	120.82	+20.2
CarMax	KMX	...	...	14	81.67	55.24	1444	61.16	-2.5
Carnival	CCL	2.00	3.5	13	70.56	45.64	2444	57.10	+15.8
CarnUK	CUK	1.80f	3.2	...	70.28	45.17	205	56.33	+15.6
CarpTech	CRS	.80	1.8	35	61.49	32.77	226	45.12	+26.7
CarrSrv	CSV	.30	1.6	13	28.96	14.50	90	19.13	+23.4
Cars.cm	CARS	...	...	...	32.94	20.14	658	25.76	+19.8
Carters	CRI	1.80	2.0	14	124.08	75.66	413	89.36	+9.5
Carvana A n	CVNA	...	...	...	72.59	16.02	1084	34.30	+4.9
CastleBr	ROX	...	...	...	1.42	.74	151	.79	-7.2
CastlightH	CSLT	...	...	...dd	5.95	1.86	217	3.22	+48.4
Catalent	CTLT	...	...	45	46.43	29.23	667	41.58	+33.4
CatchMTim	CTT	.54	5.8	...dd	13.73	6.71	246	9.35	+31.7
Caterpillar	CAT	3.44	2.6	12	164.60	112.06	2876	132.62	+4.4
CatoCp	CATO	1.32	8.8	14	26.88	10.76	241	14.96	+4.8
CedarF	FUN	3.70f	7.2	14	70.82	45.73	377	51.53	+8.9
CedarRlty	CDR	.20	5.7	9	5.34	2.73	421	3.49	+11.1
CedarR pfB	CDRpB	1.81	7.7	...	25.30	21.68	1	23.47	+1.8
CedrRT pfC	CDRpC	1.63	8.4	...	23.70	16.67	7	19.36	+2.0
Cel-Sci rs	CVM	...	...	...	4.44	.82	158	2.84	-1.0
Celanese	CE	2.16	2.2	10	119.29	82.91	922	99.54	+10.6
Celestic g	CLS	...	...	7	12.59	7.53	780	8.79	+.2
Cellcom	CEL	...	...	6	8.58	4.90	3	5.13	-12.8
Cementos	CPAC	.50e	4.9	...	14.11	8.96		10.20	+7.4
Cemex	CX	.29t	...	...	7.65	4.47	7709	4.90	+1.7
Cemig pf	CIG	.08e	2.2	...	3.90	1.56	4379	3.69	+3.7
Cemig	CIG/C	.08e	1.9	...	4.99	1.55	1	4.26	+8.4
CenovusE	CVE	.20	...	6	11.47	6.15	6900	8.36	+18.9
Centene s	CNC	...	...	18	74.49	48.81	1793	63.96	
CC MLPInf	CEN	1.25	15.4	...q	10.33	6.22	267	8.10	+18.2
CenterPnt	CNP	1.11	3.6	22	31.01	24.81	3627	30.83	+9.2
CentrPt pfB	CNPpB	...	...	...					
CentElBr B	EBR/B	...	...	...	11.33	3.43	6	10.66	+48.5
CentElecBr	EBR	...	...	...	10.46	3.14	408	9.93	+56.4
CnEurRusT	CEE	.56e	2.3	...q	27.62	21.46	0	24.20	+10.1
CFCda g	CEF	.01	.1	...q				13.50	
CenPacFn	CPF	.84	2.8	15	31.61	23.23	146	29.50	+21.1
CentSecur	CET	1.78e	.7	...q	30.12	23.54	39	27.28	+9.9
CentrusEn	LEU	...	...	...dd	4.24	1.35	13	3.15	+86.4
CentCmtys	CCS	...	...	8	35.50	16.35	560	23.25	+34.7
▼CntryLink	**CTL**	**2.16**	**16.9**	**5**	**24.20**	**13.88**	**86389**	**12.78**	-15.6
CerdHCM n	CDAY	...	...	...	46.44	29.68	498	45.60	+32.2
Cervecer	CCU	.35e	1.2	...	29.86	24.30	219	28.07	+11.7
ChannAdv	**ECOM**	**...**	**...**	**...dd**	**15.63**	**8.45**	**166**	**12.80**	+12.8
ChaparrE n	CHAP	...	...	...dd	19.35	4.48	104	7.59	+54.3
CharahSol n	CHRA	...	...	...dd	12.00	5.27	40	6.85	-18.0
▲ChRvLab	CRL	...	...	27	139.91	98.72	506	139.70	+23.4
ChaseCorp	CCF	.80f	.8	28	131.70	90.00	15	97.60	-2.4
ChathLTr	CLDT	1.32	6.4	30	22.18	17.29	237	20.73	+17.3
CheetahM	CMCM	...	...	...	15.65	5.37	243	7.24	+18.5
Chegg	CHGG	...	...	...dd	38.76	15.85	1284	37.35	+31.4
Chemed	CHE	1.12	.4	25	335.99	243.95	184	311.86	+10.1
Chemours n	CC	1.00	2.6	10	53.25	25.17	2446	38.69	+37.1
CheniereEn	LNG	.56p	...	...dd	71.03	50.08	1117	66.00	+11.5
▲ChenEnLP	CQP	2.36f	5.5	...dd	42.69	27.79	324	43.05	+19.3
CherHMtg	CHMI	1.96	10.6	4	19.35	16.03	63	18.54	+5.7
ChrHMt pfA	CHMIpA	2.05	8.2	...	26.03	23.51	4	25.13	+1.9
CherHM pfB	CHMIpB	...	...	...			60	24.85	
ChesEng	CHK	...	...	4	5.60	1.71	36686	2.51	+19.5
ChesEn pfD	CHKpD	4.50	8.4	...	58.43	40.79	9	53.31	+26.4
ChesGranW	CHKR	.86e	52.0	1	1.90	1.00	248	1.65	+48.6
ChespkLdg	CHSP	1.60	5.6	20	33.81	23.68	254	28.77	+18.2
ChespkUtil	CPK	1.48	1.7	25	93.40	66.35	39	87.92	+8.1
Chevron	CVX	4.76f	4.0	24	131.08	100.22	5406	118.16	+8.6
ChiRivet	CVR	.84	3.0	...	34.90	26.80	2	28.46	-9.7
Chicos	CHS	.34	6.2	9	10.90	4.42	1623	5.51	-2.0
Chimera rs	CIM	2.00	10.8	8	19.32	16.46	2627	18.53	+4.0
Chimer pfA	CIMpA	2.00	7.8	...	26.33	23.55	5	25.55	+2.5
Chimer pfB	CIMpB	2.00	7.8	...	26.41	25.05	18	25.62	+.3
Chimer pfD	CIMpD	2.00	8.0	...	25.46	24.78	67	25.10	+.7
ChiCBlood	CO	...	...	38	11.95	10.09		11.79	
ChinaDEd	DL	.45e	...	8	10.71	6.34	25	7.24	+8.0
ChinaEAir	CEA	...	...	...	45.33	25.68	11	32.00	+16.9
ChinaFd	CHN	.55e	2.9	...q	23.09	16.45	264	18.84	+11.5
ChinaGreen	**CGA**	**.10e**	**16.3**	**1**	**1.55**	**.45**	**59**	**.61**	+22.6
ChinaLife s	LFC	.14e	1.1	...	15.29	9.85	341	12.19	+16.2
ChinaMble	CHL	3.50e	6.6	...	53.44	43.25	715	53.01	+10.4
ChiNBorun	BORN	...	...	2	1.48	.63	12	.87	+36.9
ChOnlEd n	COE	...	...	...	12.44	5.01	9	6.71	-7.1
ChinaPet	SNP	3.73e	4.4	...	105.61	69.02	150	84.03	+19.0
ChinaPhH	CPHI	...	...	...dd	.84	.19	236	.28	+8.6
ChinRap n	XRF	...	...	...dd	5.70	.00	56	1.20	+17.6
ChinaSoAir	ZNH	.64e	1.7	...	70.52	25.45	48	36.83	+21.3
▲ChinaTel	CHA	1.21e	2.1	...	56.07	41.28	44	56.42	+11.2
ChinaUni	CHU	...	...	...	14.42	10.33	336	11.89	+11.5
ChiXFsh rs	XNY	...	...	...dd				6.55	
ChinaYuch	CYD	.73e	4.6	5	25.25	12.00	40	15.74	+26.5
ChinZenix	ZX	...	...	...dd	1.66	.86		1.38	
Chipotle	CMG	...	...	...cc	612.60	249.31	489	604.43	+40.0
ChoiceHtls	CHH	.86	1.0	40	85.35	66.71	394	81.99	+14.5
ChrisBnk	**CBK**	**...**	**...**	**...dd**	**1.18**	**.31**	**181**	**.52**	+11.8
ChubbLtd	CB	2.90e	2.2	16	148.58	119.54	1787	130.72	+1.2
ChungTel	CHT	1.29e	3.8	...	39.33	34.02	60	34.20	-4.4
ChurchDwt s	CHD	.91f	1.4	...	69.49	44.87	1303	64.35	-2.1
▲ChrchCap n	CCC	...	...	...	11.49	9.50	1361	11.51	+20.5
ChrchC wt	CCC/WS	...	...	...					
▲ChrchC un	CCC/U	...	...	...	12.35	9.98	2	12.50	+23.6
CienaCorp	CIEN	...	...	...dd	40.16	21.96	1768	39.71	+17.1
Cigna	CI	.04	...	19	226.61	163.02	2360	192.22	+6.9
Cimarex	XEC	.72	1.0	11	103.91	55.62	1229	74.87	+21.4
CincB pfB	CBBpB	3.38	9.5	...	50.90	24.63	33	35.68	+25.9
CinciBell rs	CBB	...	...	38	17.60	6.60	786	8.76	+12.6
Cinemark	CNK	1.28	3.4	15	44.00	33.36	1108	37.19	+3.9
CinerRes	CINR	2.27	9.1	11	29.36	19.66	18	25.02	+16.7
Circor	CIR	.15	.5	18	52.55	19.73	101	30.75	+44.4
Cision	CISN	...	...	39	18.28	10.86	249	12.76	+9.1
CapAcIII wt	CISNW	...	...	...				1.88	
CitGBP Dl n	UGBP	...	...	...	31.19	16.36	2	18.86	+.1
CitCHF Dl n	UCHF	...	...	...	31.39	19.98		20.05	-10.4
Citi GBP n	DGBP	...	...	...	32.02	18.65	0	29.30	-4.1
CitEUR Dl n	UEUR	...	...	...	30.79	18.21	2	18.36	-7.3
Citi EUR n	DEUR	...	...	...	31.41	19.78	0	31.19	+7.3
Citi AUD n	DAUD	...	...	...	32.00	20.49	1	29.91	-3.7
CitAUD Dl n	UAUD	...	...	...	29.78	17.86		18.11	+.3
Citi JPY n	DJPY	...	...	...	26.51	18.17	0	23.97	+4.1
CitJPY Dl n	UJPY	...	...	...	39.22	22.12	0	24.33	-4.7
Citi CHF n	DCHF	...	...	...	29.08	19.08		28.71	+1.8
CitiStratDv	**DIVC**	**...**	**...**	**...q**	**36.91**	**29.83**		**35.16**	+14.9
Citigp pfN	CpN	1.97	7.5	...	27.59	25.90	146	26.44	
CgpVelLCrd	UWT	...	...	...	50.75	7.93	16353	14.22	+59.8
CgpVelICrd	DWT	...	...	...	19.46	4.53	11039	8.94	-43.9
Citigroup	C	1.80	2.9	9	78.42	48.42	12675	62.42	+19.9
Citigrp pfC	CpC	1.45	5.8	...	25.73	24.94		24.92	
Citigp pfJ	CpJ	1.78	6.5	...	29.06	25.35	51	27.20	+3.9
Citigp pfK	CpK	1.72	6.4	...	28.25	25.34	122	26.93	+2.7
Citigrp pfP	CpP	2.03	7.9	...				25.68	
Citigrp pfS	CpS	1.58	6.0	...	26.66	25.08	93	26.33	+3.3
Citigrp pfL	CpL	1.72	6.9	...	26.60	25.15		24.95	-1.8
CitizFincl	CFG	1.28f	3.6	10	46.96	27.62	6099	35.90	+20.8
CitizF pfD	CFGpD	...	...	...	25.68	25.37	683	25.63	+.6
CitizInc	CIA	...	...	...cc	8.80	6.67	65	6.91	-8.1
CityOffce g	CIO	.94	...	10	13.20	9.73	176	12.06	+17.7
CityOff pfA	CIOpA	1.66	7.2	...	25.87	20.76	6	23.21	+2.9
Civeo	CVEO	...	...	...dd	4.64	1.12	242	2.46	+72.0
CivitasSolu	CIVI	...	...	19	17.89	11.45	76	17.72	+1.2
ClaudeR g	CGR	...	...	...				.18	
ClayGSCn	GCE	1.43e	9.9	...q	16.58	12.01		14.42	+10.8
CleanHarb	CLH	...	...	...cc	72.50	44.75	514	59.37	+20.3
ClearChan	**CCO**	**...**	**...**	**...dd**	**6.38**	**4.23**	**108**	**4.92**	-5.2
ClrBrEnTR	CTR	1.35e	14.2	...q	12.47	7.16	100	9.54	+22.3
ClrLgCap n	LRGE	...	...	...	34.24	27.06	9	32.10	+12.1
ClearEnFd	CEM	1.76f	14.5	...q	16.35	9.60	203	12.13	+16.5
ClrbEOpFd	EMO	1.47e	15.6	...q	12.35	7.33	182	9.45	+21.0
ClearwPpr	CLW	...	...	18	40.85	21.55	95	33.44	+37.2
▼ClearwEn A	**CWEN/A**	**1.32f**	**9.6**	**28**	**20.68**	**12.78**	**2196**	**13.71**	-19.0
▼ClearwEn C	**CWEN**	**1.32f**	**9.3**	**20**	**20.75**	**13.26**	**7130**	**14.15**	-18.0
ClevCliffs	CLF	.20	1.8	3	13.10	6.40	13301	11.24	+46.2
ClipRlty n	CLPR	.38	...	...dd	14.38	7.62	12	12.40	-5.1
Clorox	CLX	3.84	2.5	26	167.70	113.57	616	156.35	+1.4
CloudPeak	CLD	...	...	...dd	4.40	.26	5310	.59	+61.5
Cloudera n	CLDR	...	...	...dd	22.43	10.07	2046	13.75	+24.3
CloughGA	GLV	1.44	12.9	...q	13.75	9.41	22	11.18	+11.7
CloughGEq	GLQ	1.38	11.0	...q	15.84	9.81	29	12.52	+15.5
ClghGlbOp	GLO	1.20	12.7	...q	11.53	7.63	67	9.48	+15.2
CCFemsa	KOF	1.75e	2.9	...	76.24	54.53	77	60.81	
CocaCola	**KO**	**1.56**	**3.4**	**86**	**50.84**	**41.45**	**58826**	**45.59**	-3.7
CocaCEur n	CCEP	1.12f	2.4	...	49.43	37.13	1760	46.79	+2.1
Coeur	CDE	...	...	46	8.89	3.80	2110	5.07	+13.4
Cohen n	COHN	.80	10.2	...dd	12.00	7.40	1	7.81	-7.3
CohSClosed	FOF	1.04	8.5	...q	13.40	10.09	63	12.18	+9.8
CohStGlbI	INB	1.12	13.7	...q	9.76	7.16	35	8.19	+9.9
Cohen&Str	CNS	1.32	3.4	17	44.41	32.95	77	38.79	+13.0
CohStInfra	UTF	1.60	6.9	...q	23.75	18.63	148	23.32	+18.0
C&SLtDP&I	LDP	1.87	8.0	...q	25.99	19.29	64	23.28	+6.7
C&SIncEgy	MIE	1.32	14.4	...q	11.24	6.90	121	9.15	+22.0
CohStQIR	RQI	.96	7.8	...q	12.64	9.84	323	12.36	+19.3
CohStRE	RNP	1.48	7.5	...q	20.26	16.42	66	19.71	+10.7
CohStSelPf	PSF	2.06	7.7	...q	28.62	21.74	14	26.84	+12.9
CohenStTR	RFI	.96	7.3	...q	13.17	10.45	56	13.07	+21.6
Colfax	CFX	...	...	19	37.05	18.95	1554	25.95	+24.2
ColgPalm	CL	1.68	2.6	27	72.61	57.41	2501	65.45	+10.0
CollierC un	CCH/U	...	...	...					
ColonCap	CLNY	...	...	...	8.58	4.55	1537	6.08	+29.9
ColCap pfB	CLNYpB	2.06	8.3	...	25.95	20.61	35	24.94	+7.8
ColCap pfE	CLNYpE	2.19	8.7	...	26.44	22.06	21	25.10	+8.5
ColCap pfG	CLNYpG	1.88	8.3	...	24.93	17.95	1	22.62	+13.1
ColCap pfJ	CLNYpJ	...	...	...	24.00	16.75	12	20.99	+13.8
ColCap pfI	CLNYpI	1.79	8.5	...	24.08	16.96	30	20.96	+13.6
ColCap pfH	CLNYpH	1.78	8.5	...	23.95	16.86	15	20.98	+13.7
ColNthSC n	CLNC	...	...	38	21.20	18.16		18.72	-.8
Col BdSt n	GMTB	...	...	...					
Col Sust n	ESGW	...	...	...	30.76	22.66		25.76	+10.3
Col SusInt n	ESGN	...	...	...	30.63	22.70	2	25.32	+8.2
Col SusUS n	ESGS	...	...	...	31.05	22.85		27.17	+12.5
ColumTr ef n	DIAL	...	...	...				19.80	
Col MuniI n	MUST	...	...	...	20.89	19.68		20.70	+1.3
Col Bey	BBRC	.50e	3.0	...q	20.12	15.35	3	16.64	+5.9
ColEmxChi	XCEM	...	...	...q	29.23	23.08	1	25.25	+6.2
ColQualDv	HILO	.32e	2.3	...q	17.10	13.00	5	13.75	+3.6
Col EMCns	ECON	.10e	.4	...q	28.38	19.61	146	22.38	+9.9
Col IndiaC	INCO	.03e	.1	...q	49.47	37.00	5	40.43	-8.5
Col IndiaInf	INXX	.10e	1.0	...q	15.35	10.42	9	10.52	-11.7
Col IndSC	SCIN	.17e	1.3	...q	23.09	12.68	1	12.87	-13.8
ColumbPT	CXP	.80	3.5	13	25.07	18.08	681	22.68	+17.2
ColSelTec	STK	.92a	4.5	...q	24.17	15.20	50	20.54	+22.2
Comcst29	CCZ	1.58e	3.1	...	61.00	47.50		50.55	-1.5
Comerica	CMA	2.40f	2.9	12	102.66	63.69	1590	83.66	+21.8
ComfrtS	FIX	.36f	.7	31	59.83	39.40	194	50.00	+14.5
ComndSec	MOC	...	...	...dd	3.55	1.20	2	2.78	-1.1
CmclMtls	CMC	.48	3.0	45	26.72	15.23	1140	15.91	-.7
CmtyBkSy	CBU	1.52	2.4	16	67.07	51.68	170	62.07	+6.5
CmtyHlt	CYH	...	...	...dd	6.36	2.48	964	3.86	+36.9
▲CmtyHcT n	CHCT	1.63f	4.6	90	34.71	22.41	121	35.06	+21.6
CBD-Pao	CBD	.08e	.3	...	26.81	17.91	691	25.76	+24.0
CompDivHd	CODI	1.44	9.1	...dd	18.35	11.60	142	15.81	+27.0
ComDivH pf	CODIpA	1.81	8.1	...	24.21	15.41	2	22.30	+25.0
CompssMn	CMP	2.88	5.4	19	71.25	38.19	396	52.94	+27.0
Compx	CIX	.20	1.4	14	16.50	11.95	1	14.35	+5.4
ComstkM rs	LODE	...	...	...	.40	.12	415	.15	+13.5
ComstkRs rs	CRK	...	...	...dd	12.32	4.21	220	6.20	+36.9
ConAgra	CAG	.85	3.6	13	39.43	20.22	11757	23.72	+11.0
ConchoRes	CXO	...	...	18	163.11	93.31	1400	119.37	+16.1
ConcdMed	CCM	...	...	...dd	4.20	2.46	2	3.02	-15.2
CondHos rs	CDOR	.78e	9.3	10	11.32	6.10	6	8.42	+22.2
Conduent n	CNDT	...	...	...	23.39	9.68	1385	13.63	+28.2
ConocoPhil	COP	1.22	1.8	55	80.24	52.54	5443	69.10	+10.8
ConEd	ED	2.96f	3.8	16	84.32	71.12	2040	78.04	+2.1
CnsTom	CTO	.40f	.7	7	67.97	49.23	8	60.25	+14.8
ConstellA	STZ	2.96f	1.7	11	236.62	150.37	2484	173.96	+8.2
ConstellB	STZ/B	2.68f	1.5	14	234.00	151.40	0	174.91	+6.2
Constellm	CSTM	...	...	...	13.75	6.26	763	8.65	+23.7
CnE pfB	CMSpB	4.50	4.4	...	104.86	96.93	0	103.39	+1.9
ContainStr	TCS	...	...	13	12.42	4.21	302	6.40	+34.2
Contango	MCF	...	...	...dd	7.32	2.72	124	3.90	+20.0
ContlBldg	CBPX	...	...	13	39.60	24.11	357	26.76	+5.1
ContMatls	CUO	...	...	...dd	24.92	10.08	1	20.70	+91.5
ContlRescs	CLR	...	...	18	71.95	35.54	4712	45.16	+12.4
ConturaE n	CTRA	...	...	54	76.50	58.87	51	61.63	-6.3
CooTek n	CTK	...	...	...	13.30	5.40	68	11.46	+37.7
CooperCo	COO	.06	...	87	288.51	216.47	266	276.01	+8.5
CooperTire	CTB	.42	1.3	47	36.85	22.58	491	33.39	+3.3
CooperStd	CPS	...	...	8	146.78	56.68	185	74.15	+19.4
CopaHold	CPA	2.60m	2.8	11	141.00	67.38	992	94.23	+19.7
Copel	ELP	.26e	2.8	...	9.93	4.70	404	9.41	+20.2
CoreLabs	CLB	2.20	3.4	36	130.34	56.72	567	65.09	+9.1
CoreMold	CMT	.05	...	...	20.78	6.37	11	8.42	+18.4
CorePtLd n	CPLG	...	...	...dd	28.30	11.43	161	12.97	+5.9
Corecivic	CXW	1.72	8.6	12	26.09	17.16	680	20.00	+12.2
CoreLogic	CLGX	...	...	21	55.79	31.87	512	39.36	+17.8
CorEn pfA	CORRpA	1.84	7.4	...	25.57	22.56	16	24.95	+6.2
CorEnInf rs	CORR	3.00	8.3	16q	39.46	32.52	73	36.30	+9.7
CoreSite	COR	4.40f	4.3	38	117.82	82.64	357	102.13	+17.1
Corindus n	CVRS	...	...	...dd	1.65	.70	458	1.23	+46.4
CorMedix	**CRMD**	**...**	**...**	**...dd**	**2.74**	**.17**	**13930**	**1.78**	+38.0
CrnstTotR	CRF	3.35	27.8	...q	15.97	9.11	198	12.03	+8.3
CrnrstnStr	CLM	3.40	27.4	...q	16.01	9.31	470	12.39	+10.8
Corning	GLW	.80f	2.4	...dd	36.56	26.11	2952	33.73	+11.7
CpBT JCP	JBN	1.75	23.2	...	14.28	6.00	3	7.53	+20.3
CorpOffP	OFC	1.10	4.3	13	31.01	20.04	795	25.85	+22.9
Cort1Aon27	KTN	2.05	6.8	...	32.54	28.10	0	29.95	+3.5
CortsJCP97	KTP	1.91	23.5	...	16.26	6.60	15	8.12	+16.8
CortsJCP	JBR	1.75	23.1	...	14.60	5.61	2	7.56	+16.3
CortsPE	KTH	2.00	6.6	...	35.00	29.12		30.18	+1.1
Cosan Ltd	CZZ	.26e	2.4	...	11.89	6.21	1208	10.94	+24.3
Costamre	CMRE	.40	7.9	...	8.39	4.20	241	5.08	+15.7
Costam pfB	CMREpB	1.91	9.0	...	25.02	18.23	6	21.23	+4.9
Costmr pfC	CMREpC	2.13	9.7	...	26.05	18.21	1	22.01	+3.9
Costam pfD	CMREpD	2.19	9.8	...	26.79	18.32	15	22.35	+6.4
Cott Cp	COT	.24	1.5	...cc	17.06	13.34	1021	15.61	+12.0
Coty	COTY	.50	4.5	...	21.68	5.91	11309	11.08	+68.9
Cntwd pfB	CFCpB	1.75	6.8	...	26.23	25.52		25.72	
CousPrp	CUZ	.26	2.8	14	9.88	7.53	4086	9.35	+18.4
CovantaH	CVA	1.00	5.8	...dd	18.05	12.92	1296	17.26	+28.6
CovrAll n	COVR	...	...	...					
Crane	CR	1.56f	1.9	23	100.14	67.18	314	83.22	+15.3
CrwfdA	CRD/A	.28	2.8	71	10.50	7.47	25	9.91	+11.3
CrwfdB	CRD/B	.20	2.0	72	10.34	7.54	13	10.02	+11.3
Credicp	BAP	8.57e	3.6	...	250.41	207.41	215	236.34	+6.6
CS FILgCG	FLGE	...	...	...q	302.18	166.60	12	235.12	+24.2
CS LgSh n	CSLS	...	...	...				27.99	
CrSuisInco	CIK	.26	8.7	...q	3.28	2.66	224	3.02	+9.0
CS InvBr n	DBRT	...	...	...	59.36	23.07		26.36	
CS LgBrnt n	UBRT	...	...	...	316.38	144.81		246.59	
CS MthlMtg	REML	...	...	...	28.99	20.07	42	24.50	+8.8
CS MthlyP	AMJL	.99e	...	...					
CSVLgNG rs	UGAZ	...	...	...q				62.90	
CS MAsHi	MLTI	1.30e	...	...	28.35	24.86		27.12	+7.1
CS SP mlp	MLPO	1.12e	8.2	...	15.52	11.80	0	13.73	+13.1
CredSuiss	CS	1.22e	10.6	...	18.88	10.23	6724	11.56	+6.4
CrSuiHiY	DHY	.29	12.3	...q	2.77	1.98	630	2.34	+7.8
CrescPtE g	CPG	.12	4.3	16	9.20	2.43	1547	2.79	-7.6
CrestEq rs	CEQP	2.40	7.3	...dd	40.55	25.10	227	32.90	+17.9
InergyM wi	NRGM/WI	...	...	...				22.72	
CrossAmer	CAPL	2.10	12.4	36	24.50	13.00	34	16.91	+19.4
CrosTim	CRT	1.29e	10.7	12	15.97	10.60	16	12.04	+10.3
CrwnCstle	CCI	4.50f	3.8	...cc	119.43	98.85	1168	118.75	+9.3
CrwnCst pfA	CCIpA	1.72	.2	...	1153.66	1007.84	8	1110.35	+5.5
CrownHold	CCK	...	...	22	54.62	39.05	2730	53.15	+27.9
Cryolife	**CRY**	**.12**	**.5**	**83**	**36.05**	**16.85**	**848**	**25.85**	-8.9
CrystalRk	CRVP	...	...	...dd	1.05	.77		.97	
CubeSmart	CUBE	1.28f	4.1	29	33.18	25.40	1038	31.13	+8.5
Cubic	CUB	.27	.5	96	77.35	50.61	284	57.35	+6.7
CullenFr	CFR	2.68	2.7	18	121.66	81.87	350	100.96	+14.8
▲CullnF pfA	CFRpA	1.34	5.2	...	25.62	22.40	19	25.64	+9.7
Culp Inc	CULP	.40f	2.2	12	32.05	17.99	24	18.56	-1.8
Cummins	CMI	4.56	3.0	42	173.32	124.40	811	151.39	+13.3
CurEuro	FXE	...	...	...q	120.38	110.63		111.89	
CurAstla	FXA	.62	.8	...q	79.43	74.35		75.68	
CurBrit	FXB	...	...	...q	139.24	128.50		129.54	
CurrCda	FXC	.03e	...	...q	79.01	75.31		76.11	
CurrChina	FXCH	...	...	...	78.37	76.42		76.42	
CurJpn	FXY	...	...	...q	91.62	86.09		87.37	
CurSwed	FXS	...	...	...q	119.65	105.69		106.93	
CurSwiss	FXF	...	...	...q	102.27	93.42		95.00	
CurShSinga	FXSG	...	...	...q	75.14	73.33		73.59	
CurtisWrt	CW	.60	.5	25	143.38	95.23	178	118.12	+15.7
Cush Jn37 n	PPLN	...	...	...	19.85	13.19		16.58	+10.8
CushTRet rs	SRV	1.08	10.7	...q	12.58	7.90	28	10.05	+18.1
CushngRen	SZC	1.64	10.0	...q	19.95	12.61	13	16.38	+22.0
CushRoy rs	SRF	.48	6.3	...q	9.94	5.91	12	7.59	+17.7
CustomBcp	CUBI	...	...	7	32.34	16.72	185	20.85	+14.6
CustBcp 18	CUBS	1.59	6.3	...	25.68	25.08		25.18	
CustBc p C	CUBIpC	.57p	...	...	26.90	23.48	1	25.76	+3.7
CustBc pfD	CUBIpD	...	...	...	27.40	21.85		25.62	+7.5
CustBc pfE	CUBIpE	...	...	...	26.71	22.62	1	25.95	+7.7
CustoBc pf F	CUBIpF	...	...	...	26.74	22.08	5	25.05	+6.1
CynergT n	CTEK	...	...	...	5.43	3.23	6	4.70	-.8
CypressEn	CELP	.84	10.9	11	8.50	5.36	13	7.70	+37.0

- D -

Name	Ticker Symbol	Div	Yield	PE	52-week High	52-week Low	Vol 1000s	Last	YTD %Chg
DCP Mid	DCP	3.12	9.7	71	46.67	24.18	546	32.17	+21.4
DCP Md pfB	DCPpB	1.97	8.1	...	26.34	20.04	13	24.19	+11.6
DCP pfC	DCPpC	1.99	8.1	...	25.02	20.39	5	24.50	+12.0
DGSE	DGSE	...	...	...dd	1.27	.37	25	.44	-4.3
DHI Grp	DHX	...	...	7	3.25	1.25	120	2.31	+52.0
DHT Hldgs	DHT	.20f	4.9	...dd	5.60	3.28	2264	4.06	+3.6
DNP Selct	DNP	.78	7.0	...q	11.32	9.95	246	11.22	+7.9

Continued on **next page**

Continued from **previous page**

NYSE

Name	Ticker Symbol	Div	Yield	PE	52-week High	52-week Low	Vol 1000s	Last	YTD %Chg
DR Horton	DHI	.50	1.3	15	47.00	32.39	7736	39.80	+14.8
Drdgold	DRD	.03e	1.4	...	3.15	1.76	61	2.16	+3.8
DSW Inc	DSW	1.00	3.7	18	34.63	18.79	711	27.39	+10.9
DTE	DTE	3.78f	3.2	21	121.00	94.25	830	119.21	+8.1
▲DTEEn 62	DTQ	1.31	5.2	...	25.58	21.72	12	25.31	+11.9
DTE En76 n	DTJ	1.34	5.4	...	25.61	21.90	8	24.95	+9.6
DTE En27 n	DTW	1.31	5.3	...	25.00	21.25	29	24.61	+10.6
DTE F76 n	DTY	1.50	5.7	...	27.65	24.62	19	26.47	+2.7
DTE En un	DTV	...	...	...	56.50	49.49	34	54.30	+5.1
DTF TxF	DTF	.84	6.4	...q	13.55	12.25	32	13.07	+5.6
DXC Tch n	DXC	.76	1.2	73	96.75	49.19	6454	65.29	+22.8
DanaInc	DAN	.24	1.4	12	30.64	12.65	2376	17.31	+27.0
Danaher	DHR	.64	.6	28	111.79	94.04	2248	110.36	+7.0
Danaos	DAC	...	...	1	2.50	.56	89	.85	+13.3
DaqoNEn	DQ	...	...	4	71.50	20.35	183	34.97	+49.4
Darden	DRI	3.00	2.7	21	124.00	82.38	893	111.90	+12.1
DarlingIng	DAR	...	...	40	22.38	16.36	1660	21.54	+12.0
DaVita Inc	DVA	...	...	14	79.11	48.25	3565	58.09	+12.9
Daxor	DXR	.15	.8	...	21.66	3.40	46	18.10	+120.7
DeanFoods	DF	.12m	2.6	33	11.14	3.61	833	4.66	+22.3
DeckrsOut	DECK	...	...	23	146.90	85.81	489	142.66	+11.5
Deere	DE	3.04f	1.9	24	175.26	128.32	2025	162.42	+8.9
DE EnhGlb	DEX	.90	9.4	...q	12.42	8.08	58	9.57	+10.0
DelaCO	VCF	.72	5.2	...q	15.00	12.58	4	13.87	+8.7
DelaDvInc	DDF	.62	4.6	...q	14.39	9.63	20	13.43	+18.7
DelaNatl	VFL	.72	5.9	...q	12.79	11.65	25	12.17	+2.2
DelaMN2	VMM	.63	5.1	...q	13.09	11.56	39	12.26	+3.4
DelekLogis	DKL	3.24f	11.0	13	35.50	26.50	108	29.46	+.7
Delek	DK	1.04f	3.0	15	61.57	29.51	1542	34.38	+5.8
Dell C n	DELL	...	...	...	54.62	42.02	2599	54.38	+11.3
DelphiTc n	DLPH	.68	3.8	6	53.78	13.18	1373	17.68	+23.5
DeltaAir	DAL	1.40	2.8	9	61.32	45.08	5780	50.48	+1.2
DeltaAprl	DLA	...	...	...cc	24.99	16.11	49	24.55	+42.5
Dltsh SPX n	DMRL	...	...	...	58.64	49.62	1	53.90	+5.5
Dlt SP400 n	DMRM	...	...	...	57.13	47.15	2	51.42	+6.5
Dlt SP600 n	DMRS	...	...	...	62.05	49.08	0	53.42	+6.0
DltshInt n	DMRI	...	...	...	56.04	44.32	0	47.28	+4.1
Deluxe	DLX	1.20	2.4	10	76.95	36.70	401	49.46	+28.7
DenburyR	**DNR**	**...**	**...**	**...dd**	**6.75**	**1.39**	**13253**	**2.08**	+21.6
DenisnM g	DNN	...	...	...	.69	.43	481	.54	+16.6
Despg.cm n	DESP	...	...	...	36.56	11.11	182	17.29	+39.3
DeutGlHI n	LBF	...	...	...				8.82	
DeutschBk	DB	.83e	...	...	16.83	7.62	3751	8.34	+2.3
DBDogs22	DOD	...	...	...	26.99	20.20	3	24.26	+6.7
▲DBWMTR	WMW	...	...	...	34.67	28.08	16	34.37	+15.1
DB Cap pf	DTK	1.90	7.6	...				25.00	
DeutBCT2 pf	DXB	1.64	6.6	...	25.99	22.55	51	24.93	+3.2
DeutBCT5 pf	DKT	2.01	7.9	...	26.30	24.32	59	25.55	+2.1
DBCmdyS	DDP	...	...	...q	61.00	37.66		46.01	+.2
DBCmdDL	DYY	...	...	...q	3.50	1.72		2.21	+9.4
DBCmdDS	DEE	...	...	...q	55.00	55.00		55.00	
DB AgriLg	AGF	...	...	...q	13.50	7.20		8.70	-10.1
DB AgriSh	ADZ	...	...	...q	39.50	21.13		37.00	
DB AgriDL	DAG	...	...	...q	3.16	2.07	1	2.21	+2.1
DB AgDS	AGA	...	...	...q	32.50	24.46		24.46	
DBGoldSh	DGZ	...	...	...q	15.62	13.10		14.06	-1.5
DBGoldDL	DGP	...	...	...q	28.95	19.71	7	26.26	+13.6
DBGoldDS	DZZ	...	...	...q	6.76	4.93	2	5.58	-3.8
DBGlbHY23	FIEG	...	...	...q	247.63	106.78		165.05	+6.1
Deut HiOp	DHG	.72	4.8	...q	15.03	14.90		14.97	
Deut Muni	KTF	.84	7.9	...q	11.65	10.93		10.64	-.5
Deut StMu	KSM	.84	8.0	...q	11.13	10.67		10.55	-.5
DBXEmMkt	DBEM	.36e	1.6	...q	25.29	20.35	20	22.28	+6.7
DBXEafeEq	DBEF	.95e	3.2	...q	32.96	27.07	1686	30.13	+8.0
DBXBrazEq	DBBR	.13e	1.1	...q	14.00	11.89		12.06	
DBXGerEq	DBGR	.35e	1.4	...q	29.08	22.59	2	24.51	+5.2
Deu HYBd n	HYLB	...	...	...	50.08	45.91	767	49.07	+4.9
Dbx Tr etf	DESC	...	...	...				35.01	
▲DeutBarl n	IFIX	...	...	...	50.26	49.43		50.32	+1.7
DeuBrcIn n	IGVT	...	...	...	49.70	48.34		49.55	+1.1
DbXR1KECo	DEUS	...	...	...q	34.16	27.09	36	31.89	+11.2
DeutEmCo	DEMG	...	...	...	30.30	22.72		24.54	+5.9
DBXJapnEq	DBJP	.91e	2.3	...q	45.17	35.14	630	38.85	+7.0
DbXDvxEU	DEEF	...	...	...q	30.68	24.37	8	27.04	+8.0
Deut 300Ch	ASHX	.74p	...	...q	22.67	15.62	0	18.20	+14.8
DbxItalyHE	DBIT	.22p	...	...q	24.45	18.12		19.42	+6.0
DeutSthE n	DBSE	...	...	...					
Deut Austrl n	DBAU	...	...	...					
DbxEafeSC	DBES	.26p	...	...q	31.05	28.83		30.25	
DbxAllWHiD	HDAW	.27e	...	...q	26.94	21.68	1	24.03	+7.9
DbxEafeHiD	HDEF	.43e	1.2	...q	24.96	20.10	33	22.11	+7.1
DbxNikk400	JPN	...	...	...q	30.42	23.89	5	26.19	+5.9
Deut S&P n	DBIF	...	...	...					
Deut InRE n	DBRE	...	...	...					
DBX MSCI	DBEZ	1.28e	4.0	...				31.82	
DeuMunInf	RVNU	.71	2.7	...q	26.72	25.55	3	26.46	+.7
DBX EMBd	EMIH	.99e	4.3	...q	25.49	22.50	0	23.24	+2.3
DBX IGBd	IGIH	.77	3.3	...q	24.76	20.99	1	23.19	+3.2
DBXHYCpB	HYIH	1.20	5.4	...q	23.64	20.78	1	22.31	+4.8
DBXChiSC	ASHS	...	...	...q	36.18	21.20	13	24.61	+10.2
DBXHrvChi	CN	.30e	.9	...q	40.36	27.72	2	32.17	+13.4
DBXMexHd	DBMX	4.12e	15.7	...q	19.50	17.69		17.75	
DBXSKorH	DBKO	.03p	...	...q	32.10	24.77	0	27.90	+9.6
DBXAWxUS	DBAW	1.33e	3.3	...q	28.50	23.61	6	26.32	+8.6
DBXAsiaPH	DBAP	.74e	2.7	...q	31.53	24.23	3	27.27	+7.6
DBXEurHgd	DBEU	.65e	2.4	...q	29.80	24.43	393	27.23	+8.2
DBXUKHdg	DBUK	.89e	4.3	...q	22.49	18.89	5	20.90	+7.6
DBXHvChiA	ASHR	.29e	...	...q	32.89	21.51	2019	25.18	+14.8
DevonE	DVN	.32	1.2	18	46.54	20.37	5740	27.33	+21.3
ElevWat n	WTRX	...	...	...	32.20	28.83		30.85	
Diageo	DEO	3.20e	2.1	...	156.38	131.22	324	155.00	+9.3
DiamOffsh	DO	.50	5.2	16	21.92	8.78	2377	9.60	+1.7
DiamRk	DRH	.50	4.7	14	12.99	8.70	2237	10.57	+16.4
DianaShip	DSX	...	...	...dd	5.16	2.90	329	3.07	-3.5
DianaS pfB	DSXpB	2.22	9.7	...	25.80	20.25	2	22.94	-1.6
DianaSh20	DSXN	2.13	8.4	...	25.99	22.76		25.39	
DicksSptg	DKS	.90	2.5	11	39.75	29.53	2330	36.37	+16.6
Diebold	DBD	.40	5.4	8	18.05	2.41	4535	7.41	+197.6
DigitalPwr	DPW	...	...	...dd				2.31	
DigitalRlt	DLR	4.04	3.5	54	125.10	96.56	1741	113.81	+6.8
DigitlR pfG	DLRpG	1.47	5.8	...	25.68	22.75	8	25.14	+7.1
DigtlR pfH	DLRpH	1.84	7.3	...	26.72	25.04	20	25.33	+.5
DigitRlt pfC	DLRpC	1.09	4.3	...				25.64	
DigitRlt pfJ	DLRpJ	...	...	...	24.83	19.98	9	23.39	+11.6
DigitalR pfI	DLRpI	1.59	6.2	...	26.88	24.52	8	25.84	+1.5
Dillards	DDS	.40	.6	8	98.75	55.73	209	67.55	+12.0
Dillard38	DDT	1.88	7.1	...	29.08	25.13	5	26.50	+3.6
DineEquity	DIN	2.52m	2.9	6	95.09	52.67	258	86.39	+28.3
DiploPhm	DPLO	...	...	...cc	28.74	12.30	345	13.89	+3.2
Dir SilMBl n	SHNY	...	...	...	8.93	4.26		5.00	
DirBrCm n	COM	...	...	...	26.10	23.83	12	24.17	+.8
DirChInt n	CWEB	...	...	...	67.00	17.34	49	26.16	+39.9
Dir CnSt n	SPLZ	...	...	...					
Dirx Euro n	EUXL	...	...	...	27.45	11.75	1	15.10	+15.4
DirxAero n	DFEN	...	...	...	64.50	23.89	40	47.66	+60.7
DrxTrnBl n	TPOR	...	...	...	41.40	15.36	20	28.01	+48.6
DxEmMkt n	EMBU	...	...	...	24.02	19.37		20.59	
Dir UtBr n	UTLZ	...	...	...					
DirxUtil n	UTSL	...	...	...	34.09	20.53	17	30.21	+14.0
DirxInds n	DUSL	...	...	...	40.80	16.33	25	30.30	+55.3
DirxMex n	**MEXX**	**...**	**...**	**...**	**26.93**	**7.39**	**13**	**10.95**	+14.0
DrxRBkBr rs	WDRW	...	...	...q	57.90	19.69	8	28.79	-39.6
DxRsaBr rs	RUSS	...	...	...q	24.50	13.65	218	15.84	-22.6
▼DxSOXBr rs	SOXS	...	...	...q	17.18	7.52	4728	7.63	-42.2
DxGBull rs	NUGT	...	...	...q	29.32	10.56	7261	19.70	+12.6
DrGMBll rs	JNUG	.09e	.8	...q	16.41	6.13	8724	10.84	+17.7
DirSPX Br	SPDN	...	...	...	34.21	27.50	11	29.08	-8.7
DxGlMBr rs	JDST	...	...	...q	95.14	37.55	956	39.53	-21.4
DirSPBear s	SPXS	...	...	...q	38.49	20.83	9446	23.10	-25.0
Dir7-10TBr	TYNS	...	...	...q	30.07	27.85		28.20	-.9
DrxDlySpxB	LLSP	.10p	...	...q	40.65	30.45	7	36.72	+12.4
DxChiABear	CHAD	...	...	...q	41.12	29.15	10	34.51	-13.2
DrxNGBear rs	GASX	...	...	...q	79.35	14.90	13	33.66	-36.7
DxSPOGBr rs	DRIP	...	...	...q	26.17	4.88	5259	11.01	-37.4
DrxRBkBull	DPST	...	...	...q	95.94	26.38	40	49.85	+60.4
DirDGlBr rs	DUST	...	...	...q	48.79	18.10	3967	19.43	-15.0
DxSPXBll s	SPUU	...	...	...q	59.33	36.47	5	49.28	+21.4
DxEuFnBl	EUFL	...	...	...	51.10	22.42		26.60	+11.3
DirGlMin n	MELT	...	...	...				24.48	
DirSCBll s	SMLL	.27e	.6	...q	63.65	32.43	1	46.92	+31.4
Drx EurF n	EUFS	...	...	...					
DxHiYldBr	HYDD	...	...	...	21.11	16.82	0	18.00	-10.2
DrNsd100 rs	QQQE	...	...	...q	47.98	38.25	19	46.78	+15.3
DrxDlySCB	LLSC	.10p	...	...q	43.77	29.71	0	36.14	+18.4
Dir TcBr n	TECZ	...	...	...					
Dir FnBr n	FAZZ	...	...	...					
DrxiBillion	IBLN	.21e	.6	...q	35.52	32.08		32.96	
Drx Eng n	ERYY	...	...	...					
DrX EuEq n	EURZ	...	...	...				24.18	
DxRusBll s	RUSL	...	...	...q	73.38	27.23	129	37.00	+24.1
DiEurBll3x	EURL	.14e	.6	...q	39.70	18.05	6	23.89	+19.5
DrxEMBll rs	EDC	...	...	...q	146.56	55.46	168	77.24	+23.0
Dir MLPHi	ZMLP	1.60m	11.5	...q	16.60	11.45	6	13.89	+17.2
DxLatBll s	**LBJ**	**...**	**...**	**...q**	**46.47**	**16.70**	**5**	**26.42**	+36.8
DirTotBBr	SAGG	...	...	...q	32.50	30.02		31.45	-.4
DxBrzBull s	**BRZU**	**...**	**...**	**...q**	**60.95**	**14.27**	**3498**	**37.24**	+49.1
DxBiotBll rs	LABU	...	...	...q	116.12	24.00	1464	51.36	+56.3
DxIndiBll rs	INDL	...	...	...q	98.58	45.45	21	60.19	-10.1
DxNGBll rs	GASL	...	...	...q	27.79	4.08	645	7.16	+39.6
DrDevMBr	DPK	...	...	...q	20.23	11.13	7	14.85	-18.3
DxSPOGBl s	GUSH	...	...	...q	47.55	5.90	7384	10.95	+40.4
DxREBear	DRV	...	...	...q	15.45	7.42	131	7.53	-31.2
Dir HltBr n	SICK	...	...	...					
Dir20yrTBr	TYBS	...	...	...q	22.00	19.95	1	20.27	-.1
DrxFtseEm	LLEM	.47p	...	...q				23.59	
DrxJpBull	JPNL	...	...	...q	84.90	38.57	3	49.82	+17.2
DxEnBear rs	ERY	...	...	...q	56.90	47.35		54.00	
DxEMBear	EDZ	...	...	...q	8.94	7.07		8.27	
DxEMBear rs	EDZ/WI	...	...	...q	44.70	35.35			
DirPhr Bear	PILS	1.50p	...	...				43.52	
DrxPhMd n	PILL	...	...	...				27.35	
Dir CySc n	HAKK	...	...	...					
DrxSKBull	KORU	...	...	...q	63.61	22.03	19	30.22	+22.1
DxSCBear rs	TZA	...	...	...q	18.69	7.80	9687	9.92	-34.8
DxFnBr rs	FAZ	...	...	...q	16.99	8.80	1743	10.02	-26.2
Dx HmSu n	CLAW	...	...	...					
DrxHmbBull	NAIL	...	...	...q	76.00	20.41	30	36.72	+53.3
Dx30TBear	TMV	...	...	...q	23.70	17.23	609	18.05	-1.0
DxFnBull s	FAS	...	...	...q	78.35	36.73	1438	59.48	+32.9
DxBiotBea rs	LABD	...	...	...q	39.80	27.10		37.40	
DrxTcBr rs	TECS	...	...	...q	33.55	23.64		31.35	
DrxACInsi	KNOW	.48e	1.2	...q	43.61	31.96	9	38.46	+14.3
DxMCBr rs	MIDZ	...	...	...q	21.32	9.97	16	11.76	-33.1
DxChiBr rs	YANG	...	...	...q	56.40	42.40		51.00	
Drx300Chin	CHAU	...	...	...q	33.07	13.90	220	18.86	+30.6
DxHcrBll s	CURE	...	...	...q	68.58	38.85	124	55.42	+16.5
DxTcBull s	TECL	...	...	...q	173.50	68.96	219	113.62	+33.7
DxRetlBll s	RETL	...	...	...q	53.31	18.90	52	29.67	+28.1
DxSOXBll s	SOXL	.12e	.1	...q	209.00	66.38	765	124.78	+49.8
Dir30TrBul s	TMF	...	...	...q	20.51	15.17	278	19.46	+.5
Dir10TrBear	TYO	...	...	...q	16.13	13.24	0	13.68	-1.0
Dx10yTBull	TYD	...	...	...q	45.98	37.70	0	43.88	+.4
DxMCBull s	MIDU	...	...	...q	55.74	23.75	112	40.85	+45.7
DrxREBull s	DRN	...	...	...q	24.41	14.61	24	23.80	+42.9
DirxChiBull	YINN	.38e	1.7	...q	42.23	15.95	3115	22.49	+29.3
DirxDMBull	DZK	...	...	...q	86.46	42.00	2	54.99	+20.1
DrxSCBull s	TNA	.41e	.7	...q	97.12	35.33	3802	62.54	+48.6
DrxSPBull s	SPXL	...	...	...q	55.95	27.27	6068	42.69	+29.8
DirxEnBull	ERX	...	...	...q	43.94	12.43	5015	21.64	+42.8
Discover	DFS	1.60	2.3	13	81.34	54.36	2156	69.69	+18.2
Disney	DIS	1.76f	1.6	15	120.20	97.68	6322	110.66	+.9
Div&Inco	DNI	1.63	14.1	...q	13.66	8.93	61	11.57	+21.4
DrReddy	RDY	.29e	.8	...	40.20	28.13	174	37.71	
DocuSec rs	DSS	...	...	...dd	1.95	.62	86	1.12	+52.8
DolbyLab	DLB	.76	1.2	67	72.05	58.17	867	64.18	+3.8
▲DollarGen	DG	1.16	1.0	18	119.35	85.54	1695	118.52	+9.7
DomEngy	D	3.67f	5.0	15	77.19	61.53	3642	72.90	+2.0
DomRes un	DCUD	...	...	...	50.36	42.50	143	48.21	+.7
DomRs76 rs	DRUA	...	...	...	251.44	23.86	46	24.34	
Dominos	DPZ	2.20	.8	45	305.34	203.40	872	287.18	+15.8
Domtar g	UFS	1.74	3.4	19	54.50	33.81	699	51.27	+45.9
Donaldson	DCI	.76	1.5	24	59.43	40.27	584	49.46	+14.0
DonlleyRR rs	RRD	.12	2.0	7	9.56	3.49	405	5.87	+48.2
DonnlyFn n	DFIN	...	...	...	21.44	13.15	120	16.31	+16.3
DorianLPG	LPG	...	...	...dd	8.80	5.32	531	6.09	+4.5
DoubIncSol	DSL	1.80a	9.1	...q	20.63	16.11	244	19.81	+14.3
DblLOppCr	DBL	2.00a	10.2	...q	22.37	18.05	41	19.70	+4.0
DougDyn	PLOW	1.06	3.0	20	49.50	33.54	53	35.87	-.1
DEmmett	DEI	1.04f	2.7	25	40.86	32.32	783	38.31	+12.2
Dover	DOV	1.92f	2.1	18	104.74	65.83	1152	90.07	+26.9
DoverDG	DDE	...	...	...dd	3.49	1.16	23	2.72	-1.8
DoverMot	DVD	.08f	4.0	9	2.30	1.85	6	2.00	+6.4
DowDuPnt	DWDP	1.52	2.9	17	74.12	48.89	7921	52.66	-1.5
Dry Gl24 n	DCF	.22f	2.5	...	9.65	7.30	24	8.67	+12.9
DryHYSt	DHF	.35	11.7	...q	3.26	2.55	189	2.97	+9.6
DrMuBdInf	DMB	.75	5.9	...q	12.84	11.70	71	12.78	+7.7
DryfMu	DMF	.54	6.7	...q	8.29	7.47	71	8.10	+6.3
DryStrt	LEO	.52	6.6	...q	7.89	7.01	105	7.77	+8.2
DrySM	DSM	.50	6.7	...q	7.70	6.79	92	7.46	+6.9
Dril-Quip	DRQ	...	...	...dd	58.95	26.62	346	37.32	+24.3
DriveShack	DS	.48	10.6	12	8.06	3.55	89	4.51	+15.1
DriveS pfB	DSpB	2.44	9.6	...	26.10	23.81	1	25.48	+3.6
DriveS pfC	DSpC	2.01	8.2	...	26.18	23.01		24.58	+2.5
DriveS pfD	DSpD	2.09	8.3	...	25.82	23.15	0	25.10	+2.1
DuPnt pfA	DDpA	3.50	4.3	...	89.59	73.47		81.00	+6.2
DuPnt pfB	DDpB	4.50	4.4	...	106.60	95.57		102.16	+4.9
Ducomun	DCO	...	...	27	45.62	26.26	24	41.43	+14.1
Df&PGblUt	DPG	1.40	9.9	...q	15.74	11.33	90	14.11	+19.1
DufPUC	DUC	.60	7.2	...q	8.77	8.08	15	8.35	+1.6
DukeEngy	DUK	3.71	4.2	22	91.35	71.96	3984	87.82	+1.8
DukeEn 73	DUKH	1.28	5.2	...	26.31	22.10	18	24.71	+8.9
DukeRlty	DRE	.86	2.9	23	30.12	24.30	1164	29.69	+14.6
Dycom	DY	...	...	18	118.24	47.77	512	63.30	+17.1
Dynagas	DLNG	1.00	39.7	...	11.40	2.46	217	2.52	-25.2
Dynags pfA	DLNGpA	2.25	10.6	...	26.78	17.06	7	21.25	+3.2
Dynags pfB	DLNGpB	...	...	...	24.72	16.00	11	20.55	+14.2
Dynegy 7	DYNC	1.75	2.4	...				73.63	
DynexCap	DX	.72	11.8	14	6.82	5.57	507	6.08	+6.3
Dynex pfA	DXpA	2.13	8.3	...	25.99	25.00	3	25.58	+2.1
Dynex pfB	DXpB	1.91	8.1	...	24.88	21.98	18	23.70	+2.8

- E -

Name	Ticker Symbol	Div	Yield	PE	52-week High	52-week Low	Vol 1000s	Last	YTD %Chg
ETracBDC	BDCS	1.84e	9.5	...q	21.03	16.83	30	19.46	+10.0
ETrMLPSht	MLPS	...	...	...q	14.00	11.93		12.22	
ETrAlerNG	MLPG	1.86e	8.3	...q	26.11	16.50		22.34	+12.7
E-TrAlerInf	MLPI	1.88e	8.4	...q	25.84	18.73	1101	22.31	+12.8
ETBbgCmd	DJCI	...	...	...q	17.00	13.42	9	14.79	+4.6
ETrAlerian	AMU	1.45e	9.0	...q	18.79	13.27	98	16.07	+14.8
E-TrFood	FUD	...	...	...q	18.92	15.89		16.74	+1.0
E-TrcEngy	UBN	...	...	...q	10.00	7.84		8.96	
E-TrcIMet	UBM	...	...	...q	18.88	16.88		17.54	
E-TracAg	UAG	...	...	...q	18.86	15.84		16.57	+2.5
ETr2xBDC	BDCL	3.52e	26.0	...q	16.50	10.57	24	13.54	+17.2
E-TrcCmci	UCI	...	...	...q	16.37	13.23	4	14.52	+7.6
E-TrcSilv	USV	...	...	...q	22.17	17.25		19.70	+6.4
E-TrcGld	UBG	...	...	...q	34.63	29.72		33.02	+2.4
E-TrLvstk	UBC	...	...	...q	20.10	17.09		18.15	
ECA MTrl	ECT	.31e	16.2	5	2.24	1.42	100	1.94	+31.1
EG Comp	AGEM	...	...	...q				22.55	
EGBasMat	LGEM	...	...	...q				10.05	
EG CnsGds	GGEM	...	...	...q				23.42	
EG CnsSvc	VGEM	...	...	...q				22.28	
EG Fincl	FGEM	...	...	...q				20.32	
EG HltCre	HGEM	...	...	...q				23.77	
EG Tech	QGEM	...	...	...q				21.71	
EG MetMn	EMT	...	...	...q				9.98	
EG Energy	OGEM	...	...	...q				22.23	
EG Utils	UGEM	...	...	...q				15.87	
EG Telecm	TGEM	...	...	...q				19.72	
ELF Inc n	ELF	...	...	...cc	21.98	7.50	205	9.43	+8.9
EMCOR	EME	.32	.5	20	82.04	57.29	330	67.29	+12.7
EMX Roy g	**EMX**	**...**	**...**	**...**	**1.47**	**.83**	**230**	**1.27**	+12.4
ENI	E	1.29e	3.8	...dd	40.15	29.75	120	33.53	+6.4
EOG Rescs	EOG	.88	.9	...dd	133.53	82.04	2655	96.96	+11.2
EP Energy	**EPE**	**...**	**...**	**...dd**	**3.50**	**.62**	**538**	**.67**	-3.7
▲EPAM Sys	EPAM	...	...	59	150.42	104.77	1405	154.09	+32.8
▲EPR Prop	EPR	4.32	5.8	22	74.45	51.87	507	74.68	+16.6
▲EPR pfC	EPRpC	1.44	4.7	...	30.34	23.38	5	30.50	+13.4
▲EPR pfE	EPRpE	2.25	6.0	...	37.24	33.48	2	37.45	+10.1
EPR Pr pfG	EPRpG	1.44	6.3	...	24.50	20.36	5	23.00	+10.0
EQT Corp	**EQT**	**.12**	**.7**	**...dd**	**31.25**	**16.29**	**6704**	**18.20**	-3.7
EQT Mid	EQM	4.46f	10.4	8	69.08	39.32	963	42.68	-1.3
ETF SITRis	RISE	...	...	...q	25.50	23.79	0	24.11	+.1
ETF JrSil	SILJ	...	...	...q	11.88	7.42	22	8.97	+11.6
ETF Cyber	HACK	...	...	...q	40.72	31.56	261	39.38	+16.9
ETF BigD	BIGD	...	...	...q				27.78	
ETF MobP	IPAY	.19e	...	...q	43.49	32.40	77	40.04	+14.6
ETF M AIH	MJ	...	...	...	45.40	23.01	516	34.94	+40.1
ETF M Vid	GAMR	...	...	...	55.00	37.02	18	42.45	+9.1
ETF Drone	IFLY	...	...	...	39.57	27.52	5	33.77	+15.1
ETF AIPw n	AIEQ	...	...	...	29.90	20.35	52	25.33	+16.1
ETF MgT ef	WSKY	...	...	...	34.43	32.00		32.31	
Pure Fintch	FINQ	...	...	...				28.95	
BlStIsrTc n	ITEQ	...	...	...	36.84	29.62	13	36.14	+15.0
ETF Clim	ETHO	...	...	...q	38.43	29.99	6	36.25	+13.3
ETFAlpAlt	ALFA	...	...	...q	51.32	39.69	0	47.62	+12.6
FundStab n	DSTL	...	...	...	26.84	21.71	0	25.45	+11.2
ChngFnDvr	CHGX	...	...	...	20.84	17.01	4	19.92	+12.9
ETF EmM n	EEMD	...	...	...	27.17	21.14	1	23.18	+8.5
ETF spx H n	SPDV	...	...	...	28.07	22.53	4	25.47	+7.7
ETF AptF n	FTVA	...	...	...	30.36	23.17	22	26.37	+11.5
ETF GOP n	MAGA	...	...	...	28.97	21.93	5	26.24	+12.7
NtDUSEq ef	MXDU	...	...	...	29.80	23.91		27.21	+9.7
NtRkBsInt ef	RBIN	...	...	...	27.90	22.66	0	24.23	+6.5
RsBsUSE ef	RBUS	...	...	...	29.53	24.05		26.64	+9.2
ETF RvCp n	RVRS	...	...	...	17.15	13.52	8	16.23	+15.0
ETF BrVl n	BVAL	...	...	...	16.56	13.90	7	15.35	+8.6
ETFDeepV	DVP	.66e	2.0	...q	37.26	28.73	120	32.63	+8.5
GlGoGld n	GOAU	...	...	...	13.47	9.95	10	12.37	+8.4
ETF OCIO n	OCIO	...	...	...	27.19	23.76		25.50	+6.3
ETF Seren	ICAN	...	...	...	30.00	24.14	1	28.25	+10.7
PremisCap	TCTL	...	...	...	31.39	27.71	1	29.32	+2.4
AmCusSat	ACSI	...	...	...				30.55	
AptBehMo	BEMO	...	...	...	37.30	28.04	39	28.36	+.4
EtfAlphacIn	ALFI	...	...	...q	26.05	24.31		25.14	
EtfUSGblJ	JETS	...	...	...q	34.12	26.46	6	31.28	+12.2
ETF Master	HIPS	1.29	7.7	...q				16.80	
EtfDiaHVal	DHVW	.99e	3.1	...q	34.89	27.64	2	31.75	+11.0
EtfInfcMLP	AMZA	2.08	34.8	...q	8.40	4.71	921	5.98	+19.1
ETF BioPr n	BBP	...	...	...	46.80	31.02	2	41.33	+18.4
ETF ClinT n	BBC	...	...	...	36.25	20.22	4	25.83	+11.2
InfrCpPfd	PFFR	...	...	...	26.27	21.43	5	23.98	+8.2
EtfNwfMSec	NFLT	1.13e	4.7	...q	24.99	22.19	9	23.91	+2.0
EtfReavUt	UTES	...	...	...q				30.97	
Etf VirtEM	EMEM	...	...	...	27.67	20.50		22.03	+5.6
Virt GlFc ef	VGFO	...	...	...				27.82	
ETF Virt n	CUMB	...	...	...	25.20	24.08		25.00	+.7
ETF PrMtl	GLTR	...	...	...q	66.57	56.32		58.71	
ETFS Com	BCI	...	...	...	25.95	22.35		23.92	
ETFS Comd	BCD	...	...	...	28.39	24.71		25.75	
ETFS EnCm	BEF	...	...	...	29.64	24.12		29.64	
ETFSGold	SGOL	...	...	...q	132.01	113.30		115.06	
ETF Pall	PALL	...	...	...q	103.51	79.61		102.11	
ETF Plat	PPLT	...	...	...q	96.36	71.92		77.37	
EagleCGr	GRF	.50e	2.4	...q	8.39	6.55	9	7.45	+2.1
EagleGrInc	EGIF	1.31	8.8	...q	15.95	12.22	16	14.89	+18.0
EagleMat	EXP	.40	.5	18	115.75	57.00	723	73.73	+20.8
EaglePtCr	ECC	.80	5.0	...	19.00	12.16	119	16.09	+13.2
EagleP pfA	ECCA	1.94	7.6	...	26.00	24.10	3	25.46	+.5
EaglePt 20	ECCZ	1.75	7.0	...	25.78	25.11		25.17	
EaglPt pfB	ECCB	1.94	7.5	...	26.69	24.28	0	26.03	+2.6
EagleP27 n	ECCY	...	...	...	26.75	23.90		25.40	+3.1
Earthstone	ESTE	...	...	20	11.00	4.21	175	6.10	+35.0
EastGvP n	DEA	1.04	5.8	46	21.49	15.16	355	17.91	+14.2
EstANG wd	NGT/WD	...	...	...					
Eastgrp	EGP	2.88	2.7	46	108.46	77.74	234	107.37	+17.1
EastChem	EMN	2.48f	3.0	11	112.45	67.40	1270	81.76	+11.8
EastCh wt	EMN/WS	...	...	...				.55	
EKodak wt	KODK/WS	...	...	...				1.15	
EKodk wtA	KODK/WS/A	...	...	...				.91	
EKodak	KODK	...	...	...dd	7.25	2.20	94	2.94	+15.3
Eaton	ETN	2.64	3.4	18	89.46	64.46	1707	77.20	+12.4
EatVn 22 n	EFL	...	...	...	9.77	8.18	43	9.10	+6.3
EatV HiIn21	EHT	.60	6.3	...	10.08	8.80	110	9.54	+7.0
EV CAMu	EVM	.68	6.6	...q	10.71	9.66	35	10.39	+4.9
EVCAMu2	EIA	.62	6.1	...q	11.67	9.90		10.18	
▲EVCAMu	CEV	.71	6.0	...q	11.66	10.70	6	11.67	+5.4
EatnVan	EV	1.40	3.5	13	58.64	32.28	650	40.09	+14.0
EV EnEq	EOI	1.04	7.4	...q	16.46	11.40	90	14.01	+8.2
EV EEq2	EOS	1.05	6.4	...q	17.95	12.91	173	16.46	+12.2
EV FltRt	EFT	.91	6.9	...q	15.29	12.29	95	13.30	+5.1
EVFltRtIP	EFF	1.13	7.6	...q	17.13	13.89	59	14.91	+4.9
EV LtdDur	EVV	1.22	9.7	...q	13.20	11.28	187	12.55	+5.3
EV MAMu	MAB	.65	5.3	...q	13.31	11.77		12.28	
EV MIMu	MIW	.71	5.6	...q	13.24	12.16		12.55	
EVMIMu	EMI	.71	5.7	...q	13.09	11.81		12.35	
EVMuniBd	EIM	.77	6.5	...q	12.12	10.90	227	11.77	+4.3
EVMuni2	EIV	.70	5.8	...q	12.17	10.84	38	12.01	+9.1
EVMunTT	ETX	.85	4.3	...q	20.30	17.98	15	19.85	+4.0
EV MuIT	EVN	.85	7.2	...q	12.23	10.74	72	11.82	+4.5
EV NMuOp	EOT	1.03	4.9	...q	22.97	18.35	27	21.20	+14.1
EVNJMu	EVJ	.73	6.0	...q	12.12	10.85	1	12.10	+8.1
EVNYMu2	NYH	.69	6.5	...q	11.15	9.97		10.55	
EV NYMu	ENX	.72	6.3	...q	11.56	10.57	33	11.33	+3.0
EVNYMu	EVY	.74	6.2	...q	12.56	11.12	7	12.01	+4.5
EVRiskMgd	ETJ	1.12	12.6	...q	10.06	7.76	176	8.85	+9.0
EV SrFlt	EFR	.95	7.3	...q	14.95	12.01	85	13.05	+4.0
EV SrInc	EVF	.42	6.9	...q	6.87	5.67	288	6.07	+1.2
EVShDur	EVG	1.08	8.4	...q	13.85	11.85	30	12.90	+3.6
EVTxABdO	EXD	1.16	12.6	...q	9.99	8.24	90	9.24	+8.5
EV TxAd	EVT	1.74	8.0	...q	24.91	17.45	126	21.67	+14.1
EV TxAG	ETG	1.23	8.1	...q	18.04	12.39	156	15.26	+12.7
EV TxAOp	ETO	2.16	9.4	...q	26.35	17.25	29	23.00	+22.5
EV TxDiver	ETY	1.01	9.0	...q	13.05	9.43	238	11.25	+10.3
EVTxMGlo	EXG	.98	12.3	...q	9.75	7.00	588	7.91	+6.0
EVTxBWIn	ETB	1.30	8.7	...q	16.97	12.30	61	14.91	+10.9
EVTxGBW	ETW	1.17	12.0	...q	12.38	8.60	189	9.76	+2.4
EVTxBWOp	ETV	1.33	8.8	...q	16.39	12.38	221	15.11	+12.1
EclipseRs	**ECR**	**...**	**...**	**16**	**1.96**	**.74**	**432**	**1.11**	+5.7
Ecolab	ECL	1.84f	1.1	34	163.78	127.19	806	161.61	+9.7
Ecopetrol	EC	.16e	.9	...	27.96	15.25	798	18.80	+18.4
Edenor	EDN	...	...	...	60.93	19.05	28	28.81	+6.5
Edgewell	EPC	...	...	24	59.16	35.85	738	44.95	+20.3
EdisonInt	EIX	2.45f	4.0	13	71.00	45.50	1755	60.52	+6.6
EdwLfSci s	EW	...	...	59	178.39	123.00	481	176.12	+15.0
eHiCarSvc	EHIC	...	...	...	14.65	8.80	63	10.50	
8x8 Inc	EGHT	...	...	...dd	23.50	15.13	7249	19.78	+9.6
ElPasoEl	EE	1.44	2.7	22	64.35	47.99	276	52.44	+4.6
ElPasE pf	EPpC	2.38	5.0	...	49.34	39.76	13	47.75	+14.4
ElancoAn n	ELAN	...	...	...cc	37.61	28.00	8317	29.34	-6.9
EldrGld g rs	EGO	...	...	8	6.05	2.52	1260	4.01	+38.3
Electrmed	**ELMD**	**...**	**...**	**23**	**7.33**	**4.60**	**11**	**5.85**	+14.9
ElementSol	ESI	...	...	15	13.54	9.09	3104	11.01	+6.6
ElevCr n	ELVT	...	...	...	11.27	3.71	320	4.65	+3.8
EliLilly	LLY	2.58f	2.1	...dd	121.84	74.51	17847	120.75	+4.3
Elk HiQPfd	EPRF	...	...	...	24.10	22.90		23.04	
Elkh LoVl n	LVHB	...	...	...	34.00	30.35		31.33	
ElkFdCm ef	RCOM	...	...	...	29.90	27.60		28.34	
EllieMae	ELLI	...	...	69	116.90	58.49	7284	98.75	+57.2
▲EllingtnF	EFC	1.76	10.2	10	16.87	14.12	273	17.21	+12.3
EllingtRM	EARN	1.36m	12.1	...dd	12.09	10.14	127	11.25	+10.0
Ellomay	ELLO	...	...	...	9.70	7.40		8.99	+15.0
EllswthFd	ECF	.80e	8.3	...q	10.58	7.59	23	9.62	+12.0
Ellswt pfA	ECFpA	1.31	5.3	...	24.95	21.44	1	24.50	+6.9
eMagin	EMAN	...	...	...dd	2.05	.79	29	.81	-21.4
EAndinA	AKO/A	.68e	3.4	...	27.80	17.17		20.00	+5.6
EAndinB	AKO/B	.74e	3.3	...	31.80	19.63	1	22.53	-1.3
Embraer	ERJ	.13e	.6	...	28.55	17.99	818	20.60	-6.9
EmerExp n	**EEX**	**.29**	**2.2**	**...**	**22.97**	**10.76**	**515**	**13.18**	+6.8
EmergeES	EMES	2.68m	...	...dd	9.30	1.38	97	2.60	+68.8
EmergBio	EBS	...	...	37	73.89	44.49	287	65.01	+9.7
EmrgBio wi	EBS.WI	...	...	...					
EmersonEl	EMR	1.96f	2.9	22	79.70	55.39	4359	66.48	+11.3
EmerR hs	MSN	...	...	...dd	1.54	1.35	5	1.36	-5.6
EmpOPES	ESBA	.34	2.2	...	18.45	11.99	0	15.33	+8.3
EmpOP60	OGCP	.34	2.2	...	18.17	13.75		15.49	+5.2
EmpOP250	FISK	.34	2.2	...	18.38	13.68	0	15.32	+9.8
EmpStRTr	ESRT	.34	2.2	30	18.52	13.66	914	15.41	+8.3
EmployH	EIG	.80	1.8	16	47.97	38.35	189	44.83	+6.8
EnableMid	ENBL	1.27	7.8	17	19.27	12.31	967	16.21	+19.8
EnbrdgEPt	EEP	1.40	13.4	12	13.80	8.89		10.43	
Enbridge	ENB	2.28	...	25	37.69	28.82	3724	35.70	+14.9
EnCana g	ECA	.06	.9	11	14.28	5.00	169215	6.54	+13.1
EncompHlth	EHC	1.08	1.6	20	82.46	50.63	884	66.21	+7.3
HlthSth wt	HLS/WS	...	...	...				.57	
EndvSilv g	EXK	...	...	37	3.35	1.76	396	2.23	+3.7
EnerCre wt	ENCR/WS	...	...	...					
EnerCore n	ENCR	...	...	...					
Energizer n	ENR	1.20f	2.6	30	65.57	42.74	513	45.54	+.9
Energiz pfA	ENRpA	1.88	1.9	...	105.88	98.21	32	100.10	
Engy&Exp	ENXP	...	...	...					
EnFuel grs	UUUU	...	...	...	4.09	1.49	723	3.04	+6.7
EgyTrnsfr	ET	1.22	8.1	18	19.19	11.68	7949	15.01	+13.6
EnerJexR	ENRJ	...	...	...dd	.50	.15		.21	
Enerpls g	ERF	.12e	1.4	11	13.87	6.84	545	8.34	+7.5
EnersisAm	ENIA	.21e	2.1	...	12.03	6.96	1777	10.19	+14.2
EnersAm wi	ENIA/WI	...	...	...				8.16	
EnerChile	ENIC	.22e	4.2	1	6.57	4.18	132	5.21	+5.3
EnerSys	ENS	.70	.9	27	89.83	65.93	669	74.78	-3.6
EnLinkLLC	ENLC	1.10f	10.0	9	18.40	8.90	1863	11.01	+16.0
Ennis Inc	EBF	.90	4.3	15	22.98	17.36	110	21.08	+9.5
EnovaIntl	ENVA	...	...	14	39.00	17.85	859	24.18	+24.3
EnPro	NPO	.96	1.4	39	84.37	55.48	287	69.30	+15.3
ENSCO	ESV	.04	.9	...dd	9.51	3.19	6163	4.49	+26.1
Enservco	ENSV	...	...	...	1.50	.33	17	.47	+25.9
EnSync	**ESNC**	**...**	**...**	**...**	**.46**	**.06**	**5100**	**.07**	-61.3
Entercom	ETM	.36	4.9	9	10.95	5.27	571	7.36	+28.9
EntArk66 n	EAI	1.22	5.0	...	24.98	21.32	21	24.45	+7.7
EntArk 63	EAE	1.19	5.0	...	24.55	21.06	6	23.88	+7.1
EntArk 52	EAB	1.23	4.9	...	25.03	21.61	11	24.85	+8.2
Entergy	ETR	3.64	4.1	39	91.17	73.42	1711	89.69	+4.2
EntLA 66	ELC	1.22	5.0	...	24.86	21.29	9	24.47	+6.1
EntgyLA52	ELJ	1.31	5.1	...	26.08	23.11	2	25.65	+7.0
EntLA 63	ELU	1.18	5.0	...	24.46	20.32	6	23.73	+10.6
EntMS FtM	EMP	...	...	...	24.98	21.15	8	24.59	+10.7
EntgyNO n	ENO	...	...	...	28.45	24.00	6	26.43	+5.7
EntgyNO 52	ENJ	1.25	5.1	...	24.95	20.60		24.38	+3.0
EntgyTx64	EZT	1.41	5.4	...	26.65	24.28	5	26.27	+5.6
EntProdPt	EPD	1.74f	6.2	21	30.05	23.10	3814	28.20	+14.7
Entravisn	EVC	.20	5.1	40	7.10	2.56	416	3.95	+35.7
EntrResc	EGI	...	...	...	.48	.34	39	.42	+3.8
Envestnet	ENV	...	...	68	64.80	46.57	278	55.94	+13.7
EnviroStr	EVI	.13e	...	...cc	48.45	25.39		37.95	
Enviva n	EVA	2.52f	8.7	...cc	33.20	25.01	49	29.09	+4.8
EnzoBio	ENZ	...	...	...dd	7.36	2.32	217	3.60	+29.5
Equifax	EFX	1.56	1.4	19	138.69	88.68	4366	108.93	+17.0
Equinor n	EQNR	...	...	10	24.48	19.96	914	22.64	+6.9
EquitMid n	ETRN	...	...	...	23.47	18.25	3999	19.52	-2.5
EquityCmw	EQC	2.50e	...	33	32.88	28.01	503	32.63	+8.7
EqCm pfD	EQCpD	1.63	6.2	...	26.87	25.01	3	26.09	+3.3
EqCm pfE	EQCpE	1.81	...	...					
EqCmw 42	EQCO	1.44	5.7	...				25.05	
EqtyLfPrp	ELS	2.45f	2.3	31	111.40	79.78	408	108.60	+11.8
EqtyRsd	EQR	2.16	3.0	46	73.85	54.97	1037	73.12	+10.8
EquusTR	EQS	...	...	24q	2.44	1.77	6	1.93	-1.5
EraGroup	ERA	...	...	6	14.23	8.11	62	9.81	+12.2
Eros Intl	EROS	...	...	...cc	15.00	6.94	224	9.99	+20.5
EscoTech	ESE	.32	.5	18	71.47	54.35	102	67.32	+2.2
Espey	ESP	1.16f	4.8	...	32.55	23.00	7	24.40	-2.1
Essent	ESNT	...	...	9	47.95	31.08	642	42.96	+25.7
▲EssentPr n	EPRT	...	...	...cc	16.18	13.05	625	16.16	+16.8
EssexPT	ESS	7.44	2.7	49	280.11	219.62	182	277.85	+13.3
EsteeLdr	EL	1.72f	1.1	51	158.80	121.47	1539	153.38	+17.9
Esterline	ESL	...	...	49	122.14	68.23	507	121.84	+.3
EtfSilver	SIVR	...	...	...q	16.91	13.58		14.22	
EthanAl	ETH	.76	3.9	13	25.55	16.90	219	19.51	+10.9
Etrac2xMtg	MORL	3.31e	22.6	...q	16.91	11.40	314	14.63	+15.1
Et2xDJDiv	DVYL	3.55e	5.4	...q	75.69	51.25	15	65.41	+15.4
Etr2xHomb	HOML	...	...	...q	55.42	20.45	0	33.92	+39.7
EtrCrdOil n	OILX	...	...	...	45.74	26.50	0	32.80	+18.4
EtHiDLwV	HDLV	2.57e	9.8	...	27.96	20.43	5	26.14	+17.5
Etr2xSPX	SPLX	...	...	...q	58.69	49.93		57.63	
Etr2xCEFd	CEFL	2.88	20.8	...q	16.72	10.86	117	13.86	+16.1
EtrcDvsHi	DVHL	2.85e	16.1	...q	20.54	14.51	10	17.70	+13.5
EtrWFxEn	LMLP	1.90e	13.9	...	18.20	9.24	32	13.65	+30.6
EtracReit	LRET	2.00e	7.9	...q	27.25	18.85	3	25.44	+21.4
UBS VIHdg	XIVH	...	...	...	16.50	11.86		15.28	
VelShSP46	BSWN	...	...	...	14.98	9.67		10.69	
UBS VIVIX	LSVX	...	...	...	19.62	12.77		14.88	
Etr EnhGl	FIHD	...	...	...	179.79	82.78	81	159.88	+13.0
FI EnhEu n	FIEE	...	...	...	178.00	108.87	12	139.47	+12.1
Etr SP MLP	MLPZ	.06p	...	...	47.00	23.88	0	33.24	+25.2
Etr MLP In	MLPQ	.08p	...	...	40.70	20.08	57	28.95	+24.1
EtrAlerTRt	AMUB	.36p	...	...q	19.27	13.48	0	16.07	+15.0
EtrAlerInf	MLPB	.99e	...	...q	25.02	20.87		21.77	-8.0
EtrBCmdty	UCIB	...	...	...q	16.21	13.59		14.47	-3.7
EtrWFBsD	BDCZ	.91e	...	...q	20.92	17.69		19.47	+10.0
Etr2xLevLg	LBDC	2.89e	20.9	...q	18.82	10.48		13.83	+18.8
EtrMtgReit	MRRL	1.70e	...	...q	16.66	11.25	223	13.84	+10.1
EtrSCHiDv	SMHD	3.06e	18.8	...q	20.96	11.90	27	16.28	+23.9
Euronav n	EURN	2.41e	...	...dd	10.10	6.77	276	7.98	+15.2
EuroEqFd	EEA	.17e	2.0	...q	10.30	7.45	5	8.33	+7.8
EvansBc	EVBN	.92f	2.6	12	49.23	30.61	2	35.40	+8.9
Eventbr n	EB	...	...	...	40.25	24.67	187	31.60	+13.6
Evercore	EVR	2.00f	2.2	21	117.49	64.37	418	89.56	+25.2
EverestRe	RE	5.60f	2.6	8	264.88	201.09	286	214.04	-1.7
Evergy	EVRG	1.60	2.7	26	61.10	48.47	1097	58.42	+2.9
EveriHldgs	EVRI	...	...	...dd	9.82	4.76	1203	7.43	+44.3
EversrceE	ES	2.14	3.1	23	70.62	52.76	1735	70.10	+7.8
Evertec	EVTC	.40	1.4	26	30.20	15.35	353	28.66	-.1
EvolentH n	EVH	...	...	...dd	29.05	13.25	1764	16.39	-17.8
EvolPetrol	EPM	.40	5.3	13	12.83	6.17	128	7.60	+11.4
EvoquaWt n	AQUA	...	...	...dd	25.36	7.92	856	12.67	+32.0
ExantasCap	XAN	.20	1.9	...dd	12.09	8.57	115	10.72	+7.0
ResCap pfA	RSOpA	2.13	8.6	...				24.57	
ResCap pfB	RSOpB	2.06	8.4	...	24.85	24.07		24.60	
ResCap pfC	RSOpC	2.16	8.3	...	25.99	25.17		25.96	
ETYldShHi	YYY	1.92	10.9	...q	18.87	15.40	58	17.57	+9.5
ExTrRobo	ROBO	.07e	.2	...q	44.32	30.66	156	37.77	+16.0
Ber Gl Rs n	BRGL	...	...	...	27.41	21.53		24.82	+15.6
Ber US Rs n	BERN	...	...	...	30.06	22.88		27.66	+20.4
ExTTactUS	HTUS	...	...	...q	27.83	20.53	7	24.07	+7.3
ETF IndExp	TETF	...	...	...	21.64	15.00	2	17.43	+8.5
ExTrGldE	GHE	...	...	...				26.95	
ExTGldSP	GHS	1.33e	4.0	...	34.60	31.83		33.63	
ETEMeCmc	EMQQ	.02p	...	...q	43.10	25.90	72	30.31	+13.5
Exelon	EXC	1.45f	3.0	19	48.17	36.22	3856	47.86	+6.1
Express	EXPR	...	...	15	11.69	4.83	1632	5.20	+1.8
Exterran n	EXTN	...	...	40	31.39	16.21	145	17.53	-1.0
ExtraSpce	EXR	3.44	3.5	24	101.96	78.61	666	98.98	+9.4
ExxonMbl	XOM	3.28	4.3	14	87.36	64.65	12772	76.27	+11.8

- F -

Name	Ticker Symbol	Div	Yield	PE	52-week High	52-week Low	Vol 1000s	Last	YTD %Chg
FB Finl n	FBK	.32f	.9	13	44.69	32.66	65	34.18	-2.4
FBL Fn	FFG	1.84	2.7	16	85.70	63.66	72	68.86	+4.9
FCB Fin	FCB	...	...	11	62.95	31.52		33.58	
FGL Hldg n	FG	...	...	...	10.74	5.93	681	7.92	+18.9
FGL Hld wt	FG/WS	...	...	...				1.48	
FMC Corp	FMC	1.60f	1.9	16	92.95	69.36	1091	83.97	+13.5
FNBCp PA	FNB	.48	4.0	11	14.92	9.35	2140	12.02	+22.2
FNB FL pfE	FNBpE	...	...	...	29.78	24.42	4	28.29	+9.1
FTFQAntiB	BTAL	...	...	...q	23.38	18.48	35	21.30	-3.7
FTFQMom	MOM	...	...	...q	30.48	23.13		23.48	-5.0
FTFQuSize	SIZ	...	...	...q	20.44	18.64		19.25	+3.0
FTFQValu	CHEP	...	...	...q	26.06	21.11		21.54	+.3
FTFQHgDiv	DIVA	1.08e	2.8	...q	25.74	22.95	2	24.32	+5.4
FqfOAsiaDv	OASI	.43e	...	...q	31.00	27.53		28.47	
FqfOEurDiv	OEUR	.15e	...	...q	25.30	23.41		23.50	
FQFO USDv	OUSA	.20e	...	...	31.81	29.40		30.51	
FS KKR	FSK	.76	11.9	8	8.24	5.32	1140	6.37	+18.8
FTE Net n	FTNW	...	...	...	26.25	1.50	122	1.62	-30.8
FTI Cnslt	FCN	...	...	31	81.91	40.80	258	70.90	+6.4
FTS Intl n	FTSI	...	...	...	22.60	5.96	418	9.53	+34.0
Fabrinet	FN	...	...	23	58.24	27.54	425	54.59	+6.4
FactsetR	FDS	2.56	1.2	26	237.95	184.48	206	221.71	+10.8
▲FairIsaac	FICO	.08	...	48	242.45	157.39	230	242.46	+29.7
FairmSant	FMSA	...	...	35	6.39	3.85		5.63	
FangHldg	SFUN	.20e	14.8	1	5.69	1.20	870	1.35	-5.6
FarPtAc un	FPAC/U	...	...	...	10.45	9.34	0	10.05	-.4
Farfetch n	FTCH	...	...	...	32.40	15.98	506	19.00	+7.3
Farmland	FPI	.20m	3.6	50	9.19	4.45	75	5.51	+21.4
FarmIn pfB	FPIpB	1.50	6.3	...	25.85	17.30	3	23.88	+29.0
FedExCp	FDX	2.60	1.4	10	266.67	150.94	1556	183.92	+14.0
FedAgric	AGM	2.32	3.3	...	99.11	55.64	24	69.51	+15.0
FdAgricA	AGM/A	2.32	3.6	19	87.76	53.95	0	64.51	+13.2
FAgMt pfA	AGMpA	1.47	5.7	...	25.95	24.22	1	25.60	+4.1
FAgMt pfB	AGMpB	1.72	6.6	...	27.44	25.52	1	26.11	+1.0
FAgMt pfC	AGMpC	1.50	5.7	...	27.33	23.13	0	26.31	+11.1
FedRlty	FRT	4.08	3.0	23	136.91	106.41	622	134.22	+13.7
FedRlt pfC	FRTpC	1.25	5.2	...	25.01	20.51	7	23.81	+14.2
FedSignl	FSS	.32f	1.5	21	28.32	18.59	327	21.89	+10.0
FedInvst	FII	1.08	3.9	10	35.22	22.06	902	27.84	+4.9
FedPMu	FMN	.88	6.7	...q	13.62	12.11	12	13.20	+7.6
Ferrari n	RACE	...	...	...	149.85	93.85	314	125.06	+25.8
Ferrellgs	**FGP**	**.40**	**28.8**	**...dd**	**4.14**	**.53**	**700**	**1.39**	+159.8
Ferro	FOE	...	...	14	24.79	14.59	271	16.91	+7.8
FiatChrys	FCAU	...	...	...	24.41	14.01	3751	14.67	+1.5
FidCorpBd	FCOR	1.58	3.2	...q	49.64	46.30	12	48.84	+2.5
FidLtdTm	FLTB	.98	2.0	...q	50.99	48.96	5	49.76	+.8
FidTotBd	FBND	1.20e	2.4	...q	49.35	47.89	37	49.33	+1.6
FidCnsDis	FDIS	.40e	.9	...q	45.84	35.37	154	42.34	+10.5
FidCnsStpl	FSTA	.87e	2.7	...	34.35	29.04	80	32.46	+6.4
FidEnergy	FENY	.53e	3.0	...q	22.21	14.51	167	17.76	+13.7
FidFinan	FNCL	.60e	1.6	...q	43.45	32.10	394	37.99	+9.9
FidHlthCre	FHLC	.70e	1.6	...q	47.18	38.45	220	44.27	+7.1
FidIndls	FIDU	.56e	1.5	...q	41.15	30.50	92	38.01	+16.0
Fid Val n	FVAL	...	...	...	35.47	28.05	18	32.92	+10.8
Fid Qual n	FQAL	...	...	...	35.05	28.26	16	32.92	+10.0
FidInfoTch	FTEC	.42e	.8	...q	60.90	45.74	209	55.68	+13.1
Fid Moment	FDMO	...	...	...	35.68	27.71	8	32.89	+10.9
Fid LowVol	FDLO	...	...	...	34.00	28.31	42	32.80	+9.3
Fid RisR n	FDRR	...	...	...	32.80	27.06	40	31.08	+8.4
Fid CoreD n	FDVV	...	...	...	31.13	25.77	110	29.59	+8.5
FidMsciRE	FREL	.86e	3.4	...q	25.45	21.34	140	25.35	+13.2
FidUtils	FUTY	1.21e	3.3	...q	37.63	31.60	187	36.61	+5.0
FidTelecm	FCOM	.76e	2.4	...q	32.00	26.70	118	31.42	+10.3
FidelMatls	FMAT	.53e	1.7	...q	35.72	26.49	20	30.85	+8.7
FidlNatFn	FNF	1.28f	3.6	14	42.52	29.50	2579	35.52	+13.0
FidNatInfo	FIS	1.40f	1.3	20	110.83	93.71	3247	106.30	+3.7
FidClayOp	FMO	1.72f	16.5	...q	13.90	8.24	121	10.43	+17.3
Fieldpt wt	FPP/WS	...	...	...				.00	

Continued on **next page**

Continued from **previous page**

NYSE

Name	Ticker Symbol	Div	Yield	PE	52-week High	52-week Low	Vol 1000s	Last	YTD %Chg
FifthStF 24	FSCE	1.47	5.8	...				25.15	
58.com	WUBA	...	...	49	89.90	50.30	444	68.06	+25.5
FstAccept	FAC	...	...	...dd	1.17	.78		.81	
FstAFin n	FAF	1.68f	3.3	21	61.50	41.96	1000	51.66	+15.7
FtBcp pfA	FBPpA	...	...	...				12.30	
FtBcp pfB	FBPpB	...	...	...				12.00	
FtBcp pfC	FBPpC	...	...	...				12.07	
FtBcp pfD	FBPpD	...	...	...				12.69	
FtBcp pfE	FBPpE	...	...	...				12.03	
FstBcpPR	FBP	...	...	37	11.31	5.69	1226	11.15	+29.7
FstCash	FCFS	1.00	1.3	29	95.40	71.55		77.22	
FstCwlth	FCF	.40f	2.9	17	17.91	11.33	448	13.69	+13.3
FstData n	FDC	...	...	13	26.62	14.73	9097	25.03	+48.0
FstHorizon	FHN	.56f	3.7	9	20.53	12.30	4387	15.27	+16.0
▲FstHrz pfA	FHNpA	1.55	6.0	...	25.76	24.14	4	25.77	+4.8
FstInRT	FR	.92f	2.7	23	34.04	27.30	950	33.81	+17.2
FMajSilv g	AG	...	...	...dd	8.48	4.59	2247	6.05	+2.7
FstRepBk	FRC	.72	.7	21	106.75	79.42	1159	99.54	+14.5
FstRep pfB	FRCpB	1.55	6.0	...				25.63	
FstRep pfD	FRCpD	1.38	5.7	...	25.84	21.79	9	24.13	+6.5
FstRep pfE	FRCpE	1.75	6.9	...	26.55	25.22		25.32	
FstRep pfF	FRCpF	1.43	5.7	...	26.26	23.14	29	25.20	+3.3
FtRepB pfH	FRCpH	1.28	5.5	...	25.19	20.45	13	23.09	+8.2
FtRpBk pfG	FRCpG	...	...	...	26.16	21.61	17	25.00	+11.0
FtTr 22 n	FIV	...	...	...	9.54	8.23	59	8.84	+7.0
FtTrGlob	FAM	.90	9.1	...q	11.57	9.05	40	9.94	+6.8
FT MCGr	FNY	.15e	.4	...q	47.20	33.36	21	42.75	+18.0
FT MCVal	FNK	.40e	1.1	...q	37.99	28.81	3	35.03	+15.0
FT Austrla	FAUS	.80e	2.6	...q	33.57	27.65		30.57	+10.0
FT SCGr	FYC	.04e	.1	...q	53.19	37.21	32	45.66	+13.8
FT SCVal	FYT	.26e	.7	...q	40.30	29.38	3	35.86	+15.9
FT MegaCp	FMK	.44e	1.3	...q	37.50	30.20	1	34.46	+7.6
FTEurSelDv	FDD	1.09e	8.7	...q	14.48	11.60	694	12.57	+5.3
FTDJMic	FDM	.49e	1.1	...q	53.34	38.67	11	46.38	+14.3
FT DynEq	FDEU	1.45	9.9	...q	19.05	12.38	104	14.65	+17.0
FtTEqCom	ERM	...	...	...	23.79	18.87	4	20.14	+1.0
FtT EqTact	TERM	...	...	...	23.97	17.73	11	17.79	-11.3
FT PfdSec	FPE	1.02e	5.4	...q	19.80	17.76	1114	18.80	+4.7
FT HeitGl	PRME	...	...	...	21.67	17.66	1	20.13	+12.2
FT EM Sl n	RNEM	...	...	...	56.93	45.46	0	50.92	+6.0
FT LgShEq	FTLS	.16e	.4	...q	40.83	35.84	16	38.67	+4.3
FT PfInc n	FPEI	...	...	...	20.20	17.96	66	18.82	+3.2
FT VolIn n	HDMV	...	...	...	35.06	29.99	7	32.39	+4.9
FT VolD n	HUSV	...	...	...	24.32	21.02	28	24.01	+8.0
FTEgyInco	FEN	2.32	11.3	...q	24.97	17.81	65	20.48	+9.4
FTEnInfra	FIF	1.32a	8.7	...q	17.30	12.26	55	15.25	+18.7
FtTrEnEq	FFA	.96	6.5	...q	16.73	12.06	49	14.77	+14.3
FTArcaBio	FBT	...	...	...q	159.85	113.43	79	144.87	+16.6
FTDJInet	FDN	...	...	...q	147.73	107.06	505	136.31	+16.8
FtTVixTail	VIXH	...	...	...				26.06	
FT RNG	FCG	.22e	1.3	...q	24.44	13.51	1214	16.64	+13.2
FT ConDis	FXD	.30e	.7	...q	44.10	34.81	30	41.45	+12.5
FT ConStap	FXG	.75e	1.7	...q	49.22	40.39	36	45.02	+6.7
FT Engy	FXN	.33e	2.5	...q	18.22	10.61	120	12.98	+12.8
FT Fincl	FXO	.65e	2.1	...q	32.97	25.33	113	30.46	+12.8
FT HlthCr	FXH	...	...	...q	85.31	63.84	110	75.93	+10.3
FT IndPrd	FXR	.16e	.4	...q	43.24	31.94	103	39.82	+16.8
FT Matls	FXZ	.37e	1.0	...q	45.03	31.35	35	38.15	+13.8
FT Tech	FXL	.13e	.2	...q	64.83	48.13	255	62.85	+19.6
FT Utils	FXU	.67e	2.4	...q	29.08	23.84	122	27.70	+3.4
FTDJGlDiv	FGD	1.42e	6.1	...q	26.74	20.97	66	23.29	+6.5
FT GlbRE	FFR	.75e	1.6	...	46.71	40.76	2	46.39	+10.8
FT NAEngy	EMLP	.93e	3.9	...q	24.56	20.40	448	23.73	+10.6
FT HiLgSh	FSD	1.20	8.3	...q	16.24	12.67	69	14.43	+9.6
FT USIPO	FPX	.32e	.4	...q	75.99	57.82	89	71.63	+15.4
FTChnd	FNI	.19e	.6	...q	41.92	29.74	19	34.06	+10.4
FT Dow30 n	EDOW	...	...	...	23.96	20.07	9	23.07	+8.3
FT EngCn	FLM	.58e	1.2	...q	59.87	43.79	6	49.03	+6.8
FT WindEn	FAN	.46e	3.3	...q				13.81	
FT Wtr	FIW	.21e	.4	...q	51.71	41.21	10	49.76	+13.3
FT RNG rs	FCG/WI	...	...	...q					
FT IntPfd	FPF	1.95	9.2	...q	23.36	18.15	129	21.29	+7.5
FT LCCore	FEX	.58e	1.0	...q	63.26	48.89	121	58.41	+12.1
FT LCGr	FTC	.24e	.4	...q	70.93	53.12	43	64.77	+13.0
FT LCVal	FTA	.82e	1.6	...q	55.52	43.60	70	51.34	+11.1
FT MLP&E	FEI	1.42	12.3	...q	14.89	9.10	252	11.53	+18.9
FT MCCore	FNX	.51e	.8	...q	73.11	54.08	31	67.09	+16.0
FTMstrDv	FDL	.79e	2.7	...q	30.28	25.76	209	28.85	+5.9
FTFutStrt	FMF	...	...	...	50.71	37.80	0	44.85	-1.8
FstTrMtg	FMY	1.02	7.6	...q	14.30	12.74	2	13.40	+2.9
FT MultCG	FAD	.20e	.3	...q	77.78	56.57	89	69.96	+14.1
FT MultCV	FAB	.45e	.8	...q	58.82	45.40	4	54.23	+13.4
FT MLPEn	FPL	1.26	14.4	...q	12.10	6.94	142	8.78	+17.7
FT REIT	FRI	.39e	1.6	...q	24.54	20.20	23	24.41	+12.9
FT SCCore	FYX	.38e	.6	...q	70.45	50.98	31	62.20	+14.9
FTSpecFin	FGB	.70	11.3	...q	6.63	4.73	37	6.22	+19.4
FTStrHi2	FHY	1.32	11.1	...q	12.40	11.83		11.90	
FTrVL100	FVL	.05e	.2	...q	24.70	17.85	1	20.46	+8.9
FTrVLDv	FVD	.57e	1.8	...q	32.20	27.59	935	31.56	+8.5
FT EmOp	FEO	1.40	10.3	...q	16.93	11.76	15	13.62	+12.0
FTrSenFlt	FCT	.72	6.0	...q	13.42	10.85	54	11.92	+7.0
FirstEngy	FE	1.52f	3.9	8	39.88	31.09	3398	39.45	+5.1
Fitbit n	FIT	...	...	...dd	7.79	4.23	3982	6.47	+30.2
500.com	**WBAI**	**...**	**...**	**54**	**23.22**	**5.22**	**115**	**12.26**	+61.7
FvPntHld n	FPH	...	...	...dd	14.99	6.64	118	7.54	+8.6
FlagstarB	FBC	.04p	...	10	38.00	25.30	526	31.83	+20.6
F&C DynPf	DFP	1.92	8.3	...q	24.84	19.05	39	23.16	+13.7
FlrtyPfdInc	PFD	1.08	8.2	...q	14.26	10.74	26	13.19	+14.2
FlrtyPfdOp	PFO	.88	7.6	...q	12.09	9.31	15	11.47	+8.9
FlrtyPfdSc	FFC	1.63	8.7	...q	19.50	15.82	81	18.66	+11.5
FlrtyTotR	FLC	1.63	8.5	...q	20.25	16.35	11	19.09	+10.9
Flanign	BDL	.25f	1.0	13	29.00	20.60	1	25.14	-2.8
Fleetcor	FLT	...	...	27	230.24	172.18	876	220.50	+18.7
FlexUSTilt	TILT	1.74e	1.6	...q	121.42	93.77	6	111.95	+11.8
FlxEmgTilt	TLTE	1.26e	2.4	...q	63.10	46.04	14	52.51	+9.4
FlxUpstNR	GUNR	.67e	2.1	...q	35.49	28.03	367	31.87	+8.8
Flx3yrTips	TDTT	.39e	1.6	...q	24.42	23.71	140	24.02	+.8
Flx5yrTips	TDTF	.54e	2.2	...q	24.79	23.80	62	24.41	+1.2
FlxCoreSl n	BNDC	...	...	...	24.79	22.92	5	24.28	+1.2
FlexEMTilt	TLEH	...	...	...q	32.21	25.54	0	28.46	+9.3
FlxDMTilt	TLDH	...	...	...q	29.55	23.79		26.46	+7.6
FlxGlbQRE	GQRE	1.33e	2.2	...q	63.84	53.62	16	61.57	+10.9
FlxGblInfr	NFRA	.95e	2.0	...q	47.78	41.93	15	47.30	+8.3
FlxDevTilt	TLTD	1.88e	3.2	...q	72.37	53.17	37	59.26	+6.8
FlxIntDvDf	IQDE	1.15e	5.2	...q	26.22	19.86	1	21.97	+7.3
FlxIntDvDy	IQDY	1.02e	4.3	...q	29.54	21.08	0	23.96	+10.3
FlxIntlDiv	IQDF	1.01e	4.4	...q	27.52	20.28	113	22.83	+8.5
FlxQDvDef	QDEF	1.19e	2.8	...q	47.58	37.17	55	43.20	+9.3
FlxQDvDyn	QDYN	1.22e	2.9	...q	45.89	36.37	1	42.58	+10.2
FlxQualDv	QDF	1.22e	2.8	...q	48.14	37.29	98	43.66	+9.7
FlxRdyAcc	RAVI	1.23	1.6	...q	77.67	74.88	46	75.42	+.5
FlexSolu	FSI	...	...	...dd	1.88	1.23	1	1.84	+36.3
Flor&Dec n	FND	...	...	36	58.28	23.30	1418	34.68	+33.9
Flotek	FTK	...	...	...dd	6.77	.95	1372	2.83	+159.6
FlowrsFds	FLO	.72	3.4	22	22.82	17.78	1025	20.74	+12.3
Flowserve	FLS	.76	1.6	...cc	56.86	35.88	965	46.34	+21.9
TigerM wt	IDI/WS	...	...	...				.07	
Fluor	FLR	.84	2.4	26	62.08	29.78	1896	35.69	+10.8
FlyLeasing	FLY	1.00	8.8	11	15.32	10.42	159	11.32	+7.2
FEMSA	FMX	.74e	.8	...	101.12	80.86	272	93.14	+8.2
FootLockr	FL	1.38	2.3	33	59.40	38.17	1904	58.94	+10.8
FordM	F	.60a	7.1	4	12.15	7.41	23438	8.42	+10.1
Forestar	FOR	...	...	11	25.95	12.77	32	17.55	+26.7
ForsightEn	FELP	.13	...	...dd	4.23	3.19	12	3.23	-7.9
Fortis n	FTS	1.80	5.1	...	36.21	30.88	328	35.33	+5.9
Fortive n	FTV	.28	.3	...	88.34	62.89	2128	80.45	+18.9
FortTrInf n	FTAI	1.32	8.8	...cc	19.35	12.84	230	14.95	+4.3
FortunaSlv	FSM	...	...	16	6.08	3.16	604	3.93	+8.0
FBHmSec	FBHS	.88f	1.9	16	64.73	35.27	857	47.04	+23.8
ForumEn	FET	...	...	12	16.03	3.51	1199	6.42	+55.4
FoundBld n	FBM	...	...	...	16.32	7.62	72	8.99	+8.2
FourCorP s	FCPT	1.15f	4.1	23	28.68	21.28	272	28.06	+7.1
▼FourSeEd n	FEDU	3.32	166.0	1	8.56	2.05	67	2.00	-18.7
FrancoN g	FNV	.96	1.3	69	77.92	58.26	373	74.64	+6.4
FrankCov	FC	...	...	...dd	29.90	20.52	28	25.65	+14.9
FrankFn n	FSB	.12p	...	15	41.50	25.25	77	33.23	+26.0
FrankLibInt	FLQH	...	...	...	26.03	21.81		24.07	+7.5
FrankLibEm	FLQE	...	...	...	34.71	27.47	4	29.55	+4.7
FrankLibGl	FLQD	...	...	...	29.28	24.66	0	27.46	+7.2
FrankLbGlE	FLQG	...	...	...	31.42	26.09	1	30.00	+9.4
FrnL LoV n	FLLV	...	...	...	33.45	28.16	1	32.14	+10.0
FrnkLInvGr	FLCO	...	...	...	24.19	22.86	1	23.68	+2.6
FrnL IntO n	FLIO	...	...	...	29.94	23.43	0	26.38	+9.2
FrkL US Eq	FLQL	...	...	...	31.59	26.19	7	30.41	+10.1
FrankL Mun	FLMB	...	...	...	24.77	23.76		24.74	+1.2
▲FrnkL MunO	FLMI	...	...	...	24.62	24.05		24.64	+1.3
FrkL US Sm	FLQS	...	...	...	30.76	23.87	1	28.05	+12.0
FrkL USMid	FLQM	...	...	...	30.41	25.05	4	29.45	+12.7
FrankRes	BEN	1.04	3.3	11	40.56	27.34	2568	31.67	+6.8
FrkShDGv	FTSD	1.55e	...	...q					
FrkStPrp	FSP	.36f	5.1	9	9.65	5.87	408	7.07	+13.5
FrkLtdDur	FTF	.74	7.8	...q	11.55	8.60	133	9.52	+5.5
FrkUnv	FT	.47	7.0	...q	6.91	6.05	27	6.74	+6.1
FranksIntl	FI	.30	4.6	...	9.75	4.80	1083	6.52	+24.9
FrptMcM	FCX	.20	1.6	8	19.74	9.60	15309	12.16	+17.9
FresenMd	FMS	.51e	1.4	...	55.00	30.99	158	38.05	+17.5
FDelMnt	FDP	.60	1.7	15	52.43	26.81	118	34.43	+21.8
FriedmInd	FRD	.24	3.0	...dd	11.47	5.43	15	8.06	+14.3
Frontlne rs	FRO	.60e	...	...dd	8.33	3.80	937	5.69	+2.9
FullerHB	FUL	.62	1.3	15	59.58	39.61	383	48.47	+13.6
FutureFuel	FF	.24a	1.3	22	18.97	11.32	127	18.23	+14.9

- G -

Name	Ticker Symbol	Div	Yield	PE	52-week High	52-week Low	Vol 1000s	Last	YTD %Chg
GAMCO s	GBL	.08	.4	...	28.31	16.26	18	20.63	+22.1
GATX	GATX	1.84f	2.4	15	91.12	63.98	256	76.32	+7.8
GATX 66	GMTA	...	...	...	26.75	20.57	12	25.67	+16.9
GCP ApT n	GCP	...	...	52	33.85	22.49	618	25.10	+2.2
GDL Fund	GDL	.64	6.8	...q	9.75	8.54	16	9.36	+2.1
GDLFd pfB	GDLpB	1.50	3.0	...	50.75	49.99		50.06	
GGP Inc pfA	GGPpA	1.59	6.5	...	25.09	23.55		24.39	
GMAC CpT	ALLYpA	2.03	7.8	...	26.87	24.91	82	25.96	+2.4
GMS Inc n	GMS	...	...	13	34.25	13.61	1171	19.83	+33.4
GNC	GNC	.80	27.2	3	5.71	2.14	1026	2.94	+24.1
GP Strat	GPX	...	...	28	23.75	11.77	36	15.84	+25.6
GTT Comm	GTT	...	...	...dd	62.32	21.68	590	30.00	+26.8
GabCvInc	GCV	.48	9.4	...q	6.95	3.99	13	5.13	+16.8
GabCv pfB	GCVpB	1.50	5.7	...	26.76	25.46		26.29	+2.0
GabDvInc	GDV	1.32	6.3	...q	24.30	16.92	114	20.90	+14.2
GabDiv pfA	GDVpA	1.47	5.6	...	26.19	25.14	1	26.02	+2.4
GabDiv pfD	GDVpD	1.50	5.7	...	26.57	25.06	2	26.19	+3.0
GabDiv pfG	GDVpG	1.31	5.2	...	25.66	23.63	2	25.05	+5.6
GabelliET	GAB	.60	10.0	...q	6.64	4.75	561	6.02	+18.0
GabllE pfD	GABpD	1.47	5.7	...	26.05	24.68	0	25.89	+2.2
GabllE pfG	GABpG	1.25	5.3	...	24.75	21.12	4	23.58	+4.3
Gabeli pfJ	GABpJ	...	...	...	25.89	24.11	2	25.25	+1.9
GabEq pfH	GABpH	1.25	5.3	...	24.99	20.86	4	23.70	+4.3
GabGSmM	GGZ	...	...	...	12.56	9.39	5	11.39	+16.5
GabGSm pfA	GGZpA	1.36	5.4	...	27.63	23.00	0	25.00	+2.7
GabGUtil	GLU	1.20	6.6	...q	20.31	15.03	23	18.20	+13.0
GabGUtil pf	GLUpA	3.00	6.4	...	55.40	43.26	0	46.79	-3.5
GabGoAn n	GGO	...	...	...	24.74	13.39	3	15.51	+10.0
GabGo pfA	GGOpA	...	...	...	45.00	41.65		42.00	
GabHlthW	GRX	.52	5.1	...q	11.15	8.76	17	10.28	+11.1
GabHW rt	GRXr	...	...	...				.40	
GabHlt pfA	GRXpA	1.44	5.6	...	25.79	24.10	1	25.70	+2.4
GabHlt pfB	GRXpB	1.47	5.7	...	26.18	25.20	0	25.86	+1.7
GabMultT	GGT	.88e	10.7	...q	10.09	6.90	35	8.25	+16.9
GabMT pfB	GGTpB	1.50	5.8	...	26.55	25.08		25.85	+2.1
GabMul pfE	GGTpE	...	...	...	24.75	22.07	1	23.74	+4.0
GabUtil	GUT	.60	9.3	...q	7.10	5.68	54	6.45	+8.6
GabUt pfA	GUTpA	1.41	5.4	...	26.50	24.71	1	25.99	+3.3
GabUtil pfC	GUTpC	...	...	...	26.03	23.75	4	25.50	+5.5
Gafisa rs	GFA	...	...	...	10.33	5.12		8.27	
Gain Cap	GCAP	.24	3.5	11	8.50	5.68	118	6.82	+10.7
Gallaghr	AJG	1.72f	2.2	30	80.41	64.54	1167	78.88	+7.0
GamGldNR	GGN	.84	19.8	...q	5.24	3.51	496	4.25	+14.9
GamGld pfB	GGNpB	1.25	5.4	...	24.24	21.25	5	22.96	+5.1
GamNRG&I	GNT	.84	15.2	...q	6.66	4.52	17	5.54	+11.9
GamNR pfA	GNTpA	1.30	5.5	...	24.69	21.60		23.45	+6.1
GameStop	GME	1.52	13.4	...dd	17.27	11.00	2467	11.33	-10.2
Gannett n	GCI	.64	5.7	...cc	11.99	8.37	1173	11.25	+31.9
Gap	GPS	.97	3.9	10	34.71	24.25	2680	24.92	-3.3
GardDnv n	GDI	...	...	...	35.28	18.70	1654	25.36	+24.0
GarrtMot n	GTX	...	...	...	18.65	11.01	588	15.48	+25.4
Gartner	IT	...	...	43	161.21	111.57	350	142.56	+11.5
GasLogPt	GLOP	2.09f	9.1	11	25.99	17.97	210	22.85	+15.4
GasLPt pfA	GLOPpA	...	...	...	26.75	18.75	60	24.75	+13.3
GasLg pf B	GLOBpB	...	...	...	24.14	17.85	85	23.90	+17.6
GasLog pfC	GLOPpC	2.13	8.7	...	24.70	18.16	6	24.40	+20.4
GasLog	GLOG	.60	3.4	26	23.14	15.75	732	17.71	+7.6
GasLog pfA	GLOGpA	2.19	8.3	...	28.20	24.10	12	26.30	+3.5
Gastar pfA	GSTpA	2.16	71.8	...	18.13	2.35		3.01	
Gastar pfB	GSTpB	2.69	89.7	...	21.72	2.34		3.00	
GatesInd n	GTES	...	...	21	20.29	12.20	363	15.53	+17.3
GazitGlobe	GZT	.37e	4.8	5	10.61	6.78	13	7.72	+11.2
GeeGroup	**JOB**	**...**	**...**	**...dd**	**3.25**	**.54**	**24**	**1.50**	+113.4
GencoSh rs	GNK	...	...	...dd	20.07	6.83	191	7.94	+.6
Generac	GNRC	...	...	16	60.70	42.96	1579	52.18	+5.0
GAInv	GAM	1.15e	1.1	...q	37.33	27.00	16	31.90	+12.2
GAInv pfB	GAMpB	1.49	5.6	...	26.59	25.25	4	26.48	+2.9
GenDynam	GD	3.72	2.2	18	230.00	143.87	843	172.10	+9.5
GenElec	GE	.04m	.4	...dd	15.59	6.66	93288	10.04	+32.6
GECap5-53	GEK	1.18	4.8	...	25.07	24.25		24.50	
GECap 1-53	GEH	1.22	4.9	...				25.05	
GEC 10-52	GEB	1.22	4.9	...				25.10	
GenMills	GIS	1.96	4.4	13	56.91	36.42	2868	44.53	+14.4
GenMoly	GMO	...	...	...dd	.46	.16	117	.23	+3.1
GenMotors	GM	1.52	3.9	...dd	45.00	30.56	6450	38.89	+16.3
GMot wtB	GM/WSB	...	...	...				25.44	
Gensco	GCO	...	...	13	51.85	33.60	281	44.51	+.5
GenesWyo	GWR	...	...	27	92.91	67.61	271	82.08	+10.9
GenesisEn	GEL	2.14e	10.0	...cc	25.52	17.55	716	21.38	+15.8
GenesisHlt	GEN	.24	15.6	...dd	2.86	.96	117	1.54	+30.5
GenieEn n	GNE	.30	3.8	...	10.55	3.82	108	7.82	+29.7
GenieE pfA	GNEpA	.64	8.0	...	8.36	6.54	3	7.96	+6.3
Genpact	G	.34f	...	21	33.99	25.48	1431	32.68	+21.1
GenuPrt	GPC	2.88	2.7	23	106.12	85.80	910	105.69	+10.1
Genworth	GNW	...	...	3	5.02	2.66	4838	4.55	-2.4
GeoGrp s	GEO	1.92f	8.4	14	28.06	18.43	1022	22.93	+16.4
GeoPark	GPRK	...	...	...	21.88	9.25	334	19.00	+37.5
GaPw 77 n	GPJA	...	...	...	24.99	20.65	27	24.88	+17.3
Gerdau	GGB	.02e	.5	...	5.32	3.37	20976	4.26	+13.3
GerNew	GF	1.23e	.6	...q	16.20	11.05	15	13.45	+15.0
GettyRlty	GTY	1.40f	4.2	18	33.71	22.95	88	33.29	+13.2
GigCapit n	GIG	...	...	...	10.20	9.60		10.16	+.6
GigCapit rt	GIGr	...	...	...					
GigCapit wt	GIG/WS	...	...	...					
Gildan s	GIL	.45	1.3	20	34.70	25.33	626	34.49	+13.6
Glatfelter	GLT	.52	3.8	11	22.78	9.29	217	13.58	+41.0
Glaukos n	GKOS	...	...	...	70.91	26.75	227	68.77	+22.4
GlaxoSKln	GSK	2.89e	7.1	...	42.36	35.78	2935	40.86	+6.9
GblBrCopp	BRSS	.36	1.1	16	39.05	24.06	162	32.03	+27.4
▲GlbMed n	GMRE	.20p	...	...cc	10.47	6.34	93	10.42	+17.2
GlMed pfA	GMREpA	1.88	7.6	...	25.87	22.03	0	24.80	+1.3
GlobNetL n	GNL	.94	5.0	31	22.53	15.55	407	19.01	+7.9
GlNetL pfA	GNLpA	1.81	7.2	...	26.22	21.74	15	24.97	+1.2
GlobPtrs	GLP	2.00	10.6	...dd	21.05	13.63	51	18.94	+16.2
GlobPtr pfA	GLPpA	2.44	9.7	...	25.80	22.95	5	25.09	+5.5
GlobPay s	GPN	.04	...	41	129.25	94.81	1507	121.55	+17.9
GlbShipLs	GSL	.40	50.0	...dd	1.53	.50	13	.80	+29.0
GlbShip pfB	GSLpB	2.19	10.8	...	25.25	15.60	1	20.25	+.5
GlbXNordic	GXF	.83e	4.0	...q	23.72	18.61	2	20.87	+6.3
GbXSpDvE	SDEM	.63e	...	...q	17.85	12.40	29	13.90	+9.4
GbXUSRota	SCTO	.12p	...	...q	27.65	22.09	0	23.32	+1.4
GblXEffic	EFFE	.16p	...	...q	27.20	24.41		24.75	+.6
GblXPortgl	PGAL	.36e	3.4	...q	13.33	9.88	4	10.59	+5.1
GblXColum	GXG	.41e	4.5	...q	11.51	7.60	69	9.15	+17.5
GblXEmFtr	EMFM	.40e	1.9	...q	25.32	19.43	0	20.68	+5.2
GbXMLP&E	MLPX	.60	4.7	...q	14.28	10.29	1374	12.71	+16.3
GblXChMat	CHIM	.24e	1.5	...q	23.61	14.21	0	16.27	+11.3
GblXArg	ARGT	.09e	.3	...q	38.29	21.75	54	27.77	+18.3
GblXSDvUS	DIV	1.93	8.1	...q	25.64	21.62	55	23.80	+6.2
GXSupInPf	SPFF	.99	8.6	...q	12.10	10.83	28	11.49	+4.2
GblXGuru	GURU	.28e	.9	...q	33.04	26.07	3	31.68	+14.8
GbXGreece	GREK	.13e	1.8	...q	10.97	6.77	110	7.37	+6.8
GblXChCon	CHIQ	.12e	.8	...q	19.98	12.56	311	15.49	+19.4
GblX MLP	MLPA	.90e	10.4	...q	10.26	7.27	1602	8.69	+13.3
GblXFertil	SOIL	.25e	2.7	...q	11.01	8.58	6	9.37	+5.6
GblXChiEn	CHIE	.41e	3.5	...q	13.77	10.22	1	11.74	+9.0
GblXSupDv	SDIV	1.42e	7.3	...	21.42	16.66	309	18.81	+10.0
GblXChiFn	CHIX	.34e	2.1	...q	19.58	14.29	2	16.29	+11.3
GbXSEAsia	ASEA	.42e	2.6	...q	18.36	14.66	9	16.08	+5.5
GblXPakist	PAK	...	...	...q	13.54	7.90	7	8.94	+10.8
GblXChiInd	CHII	.35e	2.5	...q	15.78	12.33	0	14.18	+6.0
GblXNorway	NORW	.83e	6.8	...q	15.47	11.37	52	12.29	+6.5
GblXScUS n	SCIU	...	...	...q	33.54	26.89	5	30.92	+10.7
GblXScEu n	SCID	...	...	...q	28.94	21.68	1	23.46	+6.7
GblXScAs n	SCIX	...	...	...q	26.71	21.68	1	24.05	+9.7
GblXScJp n	SCIJ	...	...	...	31.94	25.72	1	26.90	+4.1
GbX ChUt n	CHIU	...	...	...	15.79	14.77	1	15.64	+5.2
GbX ChRE n	CHIR	...	...	...	16.81	14.53	1	16.34	+8.4
GbX ChIn n	CHIK	...	...	...	17.08	13.80	1	17.04	+21.9
▲GbX ChHl n	CHIH	...	...	...	16.08	13.30	1	16.23	+19.6
▲GbX ChCn n	CHIS	...	...	...	16.28	15.05	0	16.79	+12.1
GbX ChLC n	CHIL	...	...	...	27.52	24.07	0	27.15	+12.4
GblX Icon ef	LOGO	...	...	...				16.00	
GbX US pf n	PFFD	...	...	...	26.22	21.98	303	23.85	+5.8
GbXNigeria	NGE	.31e	1.7	...q	24.35	15.40	21	18.40	+12.4
GbX US Inf	PAVE	...	...	...	17.63	11.81	410	15.55	+15.5
GblFound n	BOSS	...	...	...	22.52	15.53	2	19.35	+18.4
GlbXCop rs	COPX	.43e	2.1	...q	28.65	17.52	9	20.25	+10.6
GlbXSilv rs	SIL	...	...	...q	32.08	22.36	71	26.45	+5.7
GlbXLith rs	LIT	...	...	...q	37.26	25.72	81	28.39	+5.2
GbX Gold rs	GOEX	...	...	...q	23.55	17.51	4	21.62	+8.9
GbXUran rs	URA	...	...	...q	14.75	11.00	77	12.62	+8.1
GblScape	GSB	.06	1.3	25	4.81	3.20	45	4.52	+.9
Globalstar	GSAT	...	...	...dd	1.01	.29	1770	.60	-6.3
GlobantSA	GLOB	...	...	56	69.90	42.87	396	68.26	+21.2
GlobusMed	GMED	...	...	37	57.83	38.01	452	46.89	+8.3
Glowpoint	**GLOW**	**...**	**...**	**...dd**	**.34**	**.11**	**1032**	**.16**	+27.0
GoDaddy n	GDDY	...	...	95	84.97	51.20	920	71.25	+8.6
GolLinhs s	GOL	...	...	...	15.47	4.43	679	15.43	+13.9
GoldFLtd	GFI	.02e	.5	...	4.29	2.20	4469	3.84	+9.1
GoldResrc	GORO	.02	.4	...cc	7.33	3.61	374	4.52	+13.0
GoldStdV g	GSV	...	...	...	1.86	1.08	120	1.24	-.8
Goldcrp g	GG	.24	2.2	15	14.66	8.42	12937	10.81	+10.3
GoldenMin	AUMN	...	...	...	.48	.19	140	.31	+41.6
GoldSt grs	GSS	...	...	7	4.00	2.43	142	3.93	+24.8
GldFld	GV	...	...	7	5.05	1.98	24	2.53	+11.9
GoldS pfJ	GSpJ	1.38	5.4	...	26.92	23.61	81	25.36	+4.8
GS BDC n	GSBD	1.80	8.7	11	22.75	17.73	59	20.68	+12.5
GS ActbtInt	GSIE	...	...	...q	30.90	24.47	148	27.28	+7.6
GS ActEM	GEM	...	...	...q	37.96	28.65	136	32.45	+7.7
GS ActEur	GSEU	.60e	...	...	32.63	25.54	1	28.34	+7.4
▲GS AcInf n	GTIP	...	...	...	50.01	49.05	0	50.05	+1.2
GS ActJpn	GSIY	...	...	...	34.97	27.89		30.36	+5.3
GS US LgC	GSEW	...	...	...	47.17	37.19	29	44.34	+12.6
GS HYBd n	GHYB	...	...	...	49.18	45.27	2	48.14	+4.7
GS CpBd n	GIGB	...	...	...	49.32	46.78	60	48.46	+2.5
GS ActLgC	GSLC	...	...	...q	59.45	47.12	1117	55.41	+10.2
GS 0-1Yr n	GBIL	...	...	...	105.09	99.91	114	100.16	+.1
GS Indus n	GVIP	...	...	...	58.95	45.78	10	55.66	+13.3
GS SCap n	GSSC	...	...	...	49.66	33.85	8	44.18	+13.6
GSCI37	GSC	...	...	...q	34.91	17.82		22.64	+17.3
GoldmanS	GS	3.20f	1.7	8	275.31	151.70	2864	192.53	+15.3
GoldS pfK	GSpK	1.59	5.9	...	28.70	24.54	49	26.86	+5.7
GoldS pfN	GSpN	...	...	...	26.99	24.71	44	26.44	+4.3
GoldS pfB	GSpB	1.55	5.8	...	27.40	25.25	5	26.88	+5.4
GoldS pfC	GSpC	1.02	5.3	...	25.27	17.16	18	19.21	+5.0
GoldS pfA	GSpA	.96	5.1	...	23.97	16.45	120	18.81	+7.1
GoldS pfD	GSpD	1.02	5.5	...	23.52	16.60	134	18.71	+6.9
GS MLPEn	GER	.64	11.3	...q	7.13	3.88	437	5.65	+28.7
GS MLPInc	GMZ	1.38	16.1	...	10.14	6.00	277	8.56	+22.1
GoodrPet n	GDP	...	...	...	15.75	9.92	10	13.10	-3.0
GormanR	GRC	.54	1.6	22	38.26	26.53	56	33.11	+2.2
vjGrace	GRA	1.08f	1.4	22	76.26	58.48	600	75.20	+15.9
Graco s	GGG	.64f	1.4	14	48.33	37.36	765	45.56	+8.9
GrahamCp	GHM	.40	1.9	15	28.98	19.48	21	21.57	-5.6
GrahamH s	GHC	5.56f	.8	25	690.50	537.40	19	660.87	+3.2
Graingr	GWW	5.44	1.7	22	372.06	248.75	292	311.81	+10.4
Grmrcy pfA	GPTpA	1.78	7.1	...	26.53	24.41		24.99	
GranTrra g	GTE	...	...	...dd	3.96	2.03	1702	2.36	+8.8
GranaMon	GRAM	.25e	8.8	...	4.10	2.25	5	2.85	-8.4
GraniteC	GVA	.52	1.2	30	63.39	38.55	290	44.83	+11.3
GranitPnt n	GPMT	1.60f	8.4	27	19.69	16.38	873	19.06	+5.7
▲GraniteRE	GRP/U	2.30	...	...	46.38	36.43	35	46.15	+18.7
Gran Gld n	BAR	...	...	...	135.58	117.15	8	130.88	+2.3
GranCom n	COMB	...	...	...	27.39	22.78	9	23.95	+4.3
GranSP n	COMG	...	...	...	32.03	19.26	1	21.38	+9.9
GrphTInt n	EAF	1.57e	11.7	...	24.36	10.27	1146	13.46	+17.7
GraphPkg	GPK	.30	2.4	13	16.61	10.04	2865	12.51	+17.6
GrayTelev	GTN	...	...	14	20.24	10.70	888	17.60	+19.4
GrayTvA	GTN/A	...	...	25	18.21	9.50	0	16.56	+25.0
GrtAjax n	AJX	1.20	9.4	8	13.95	11.56	46	12.81	+6.3
GrtAjx24 n	AJXA	...	...	...	25.74	23.46	28	24.60	+3.2
GrtBasG g	GBG	...	...	...				.09	
GtPanSilv g	GPL	...	...	...	1.32	.54	528	.75	+5.6
GrtWstBcp	GWB	1.00	2.8	14	46.03	29.52	253	35.62	+14.0
GreenDot	GDOT	...	...	34	93.00	55.40	490	73.81	-7.2
GreenTrH n	GHG	...	...	...	25.10	9.50	56	11.57	-10.9
GreenbCos	GBX	1.00f	2.4	10	64.87	37.44	336	41.96	+6.1
Greenhill	GHL	.20	.9	...dd	33.45	17.65	572	22.85	-6.4
Greif A	GEF	1.76f	4.5	11	62.75	31.80	298	39.40	+6.2
Greif B	GEF/B	2.57e	5.6	10	66.95	36.70	6	45.80	+3.2
Griffon	GFF	.29	1.6	18	23.55	9.65	200	17.64	+68.8
Group1	GPI	1.00	1.7	8	81.16	48.69	183	59.45	+12.8
GrubHub	GRUB	...	...	...cc	149.35	66.62	1411	82.47	+7.4
GAeroPac	PAC	4.68e	5.3	...	111.60	64.45	58	88.18	+8.1
GpoASur	ASR	3.31e	...	...	212.70	127.95	157	162.16	+7.7
GpoAvalAc	AVAL	.40	5.6	...	9.28	5.59	125	7.12	+20.7
GpFnSnMx	BSMX	.30e	4.3	...				7.01	
GpoSimec	SIM	...	...	...	10.90	8.07	5	9.49	-1.1
GpSuprvi n	SUPV	...	...	...	33.37	4.91	406	10.82	+24.7
GpTelevisa	TV	...	...	...	21.41	11.38	2497	12.38	-1.6
GuangRy	GSH	.63e	2.9	...	33.21	17.72	7	21.25	+13.7
Guess	GES	.90	4.4	...dd	26.95	14.39	679	20.42	-1.7
GuggBAB	GBAB	1.66	7.4	...q	22.96	19.91	44	22.51	+2.6
Gug 27Cp n	BSCR	...	...	...	19.56	19.11		19.23	
Gug 25Cp n	BSJP	...	...	...	24.53	23.92		24.07	
GugCrdAllo	GGM	2.18	11.1	...q	23.04	17.00	29	19.67	+6.9
GuggChina	YAO	.54e	1.5	...q	38.22	34.66		35.63	
GugSPEW	RSP	1.31e	1.3	...q	104.41	96.37		98.14	
GugRus50	XLG	3.03e	1.6	...q	200.73	180.14		184.20	
GugSPVal	RPV	1.18e	1.8	...q	68.61	62.49		64.18	
GugSPGth	RPG	.59e	.5	...q	117.34	105.31		109.46	
Gug LCap n	GMFL	...	...	...	27.33	27.23		27.33	
GugS&P100	OEW	...	...	...	33.50	30.17		31.88	
GuEqWREst	EWRE	.27e	...	...q	26.11	24.55		26.03	
GugMCVal	RFV	.86e	1.3	...q	69.86	63.40		65.19	
GugEMk EW	EWEM	.56e	1.6	...q	36.72	34.90		35.51	
GugMC400E	EWMC	...	...	...	65.77	61.04		62.70	
GugSC600E	EWSC	...	...	...	56.56	52.00		53.61	
GugMCGth	RFG	.75e	.5	...q	164.85	151.35		155.08	
GugSCVal	RZV	.67e	.9	...q	73.28	67.71		70.78	
GugTotRet	GTO	...	...	...	53.54	50.85		52.26	
GugUtil	RYU	2.62e	3.2	...q	82.96	78.83		82.64	
Gug US Lg	OVLC	...	...	...	30.17	29.02		29.51	
GugSCGth	RZG	.56e	.5	...q	120.36	109.82		114.05	
GugTech	RYT	1.09e	.7	...q	163.73	145.59		147.21	
RydxMatls	RTM	1.19e	1.1	...q	113.76	102.87		105.06	
GugIndls	RGI	.84e	.7	...q	124.77	115.00		118.81	
GugHlthC	RYH	.75e	.4	...q	190.13	173.15		179.20	
GugFncl	RYF	.93e	2.1	...q	46.96	42.32		43.81	
GugEngy	RYE	.79e	1.5	...q	55.81	52.00		53.97	
GugConStp	RHS	2.05e	1.6	...q	133.03	122.23		126.70	
GugCnsDis	RCD	1.12e	1.1	...q	103.75	94.90		97.66	
GugEnhEq	GPM	.96	12.2	...q	9.18	6.15	134	7.85	+15.8
GugChinTc	CQQQ	.60e	1.0	...q	66.18	55.07		58.81	
GugWater	CGW	.48e	1.4	...q	34.90	32.90		33.82	
GugCdnEn	ENY	.49e	5.9	...q	8.38	7.25		8.31	
GugSPHiInf	GHII	1.03e	3.9	...q	26.79	24.90		26.31	
GugSolar	TAN	.83e	3.1	...q	26.95	22.74		26.55	
GugShippg	SEA	1.48e	14.2	...q	11.54	10.31		10.45	
GugIntMult	HGI	.59e	3.5	...q	17.73	16.62		16.88	
GugFront	FRN	.47e	2.9	...q				16.15	
GugChinSC	HAO	.76e	2.3	...q	32.36	28.88		32.35	
GugChRe	TAO	.40e	1.3	...q	30.98	28.11		30.32	
GugGTimb	CUT	.52e	1.6	...q	33.44	30.87		32.72	
Gug BRIC	EEB	.41e	1.1	...q	40.96	36.76		37.78	
Gug 26CpBd	BSCQ	...	...	...	19.13	18.75		18.95	
Gug 24HYBd	BSJO	...	...	...	25.28	24.64		24.81	
GugDJIADv	DJD	.02p	...	...q	34.74	31.82		32.96	
GugHYBd23	BSJN	.15e	...	...q	26.25	25.70		25.87	
GugCpBd25	BSCP	...	...	...q	20.16	19.83		19.96	
GugInsidr	NFO	.90e	1.4	...q	65.75	60.37		63.14	
GugBlt22HY	BSJM	1.27	5.2	...q	24.80	24.32		24.49	
GugB21HY	BSJL	1.27	5.2	...q	24.85	24.12		24.58	
GugBlt24CB	BSCO	.58	2.9	...q	20.49	20.09		20.19	
GugBlt23CB	BSCN	.65	3.2	...q	20.55	20.20		20.32	
GugBlt22CB	BSCM	.58e	2.8	...q	20.89	20.62		20.69	
GugBlt21CB	BSCL	.56	2.7	...q	20.91	20.70		20.78	
ClayWilMic	WMCR	.68e	2.0	...q	35.76	31.46		33.98	
GugB20HY	BSJK	1.30e	5.3	...q	24.50	23.97		24.21	
GugB19HY	BSJJ	1.22e	5.0	...q	24.38	24.00		24.19	
ClyWUSRE	WREI	1.53e	3.3	...q	44.15	41.07		42.61	
GugMultAs	CVY	1.07e	5.0	...q	22.47	21.10		21.47	
GugCpBd20	BSCK	.61e	2.9	...q	21.16	20.98		21.04	
GugBlt19CB	BSCJ	.47e	2.2	...q	21.04	20.92		20.97	
GugSpinOff	CSD	.70e	1.3	...q	56.03	51.60		53.08	
GugRJ SB1	RYJ	.59e	1.3	...q	47.07	41.92		46.91	
GugEShDur	GSY	.65e	1.3	...q	50.26	50.14		50.16	
GugMCCre	CZA	1.02e	1.6	...q	67.25	63.00		64.81	
GugGlDiv	LVL	.52e	4.8	...q	11.38	10.71		10.89	
GugDefEq	DEF	.85e	1.8	...q	48.10	45.19		46.41	
GugStrOp	GOF	2.19	10.8	...q	22.39	16.72	145	20.17	+10.4
Guidewire	GWRE	...	...	...dd	107.79	73.82	1575	93.00	+15.9

- H -

Name	Ticker Symbol	Div	Yield	PE	52-week High	52-week Low	Vol 1000s	Last	YTD %Chg
HCA Hldg	HCA	1.60f	1.1	22	147.42	93.03	1036	142.22	+14.3
HCI Grp	HCI	1.60f	3.4	...dd	59.32	33.76	79	47.17	-7.2
▲HCP Inc	HCP	1.48	4.8	17	31.65	21.48	4378	30.94	+10.8
HDFC Bk	HDB	.37e	.4	...	112.10	85.43	703	100.23	-3.2
HECO pfU	HEpU	1.62	6.2	...	26.90	24.27	2	26.26	-1.0
HEXO n	HEXO	...	...	...	6.06	4.91	866	5.44	
HFF Inc	HF	1.80e	...	19	50.21	31.38	135	42.96	+29.6
HMG	HMG	...	...	...dd	16.42	12.07		14.65	+6.1
HNI Corp	HNI	1.18	3.0	19	45.40	32.55	194	39.95	+12.8
HP Inc	HPQ	.64	2.8	7	27.08	19.22	6843	23.23	+13.5
HSBC	HSBC	1.50e	3.5	...	54.16	38.23	2039	42.37	+3.1
HSBC prA	HSBCpA	1.55	6.0	...	26.62	25.16	43	25.87	+.4
HSBC Cap	HSEA	2.03	7.7	...	27.07	26.16		26.36	
HSBC Cap2	HSEB	2.00	7.8	...	26.98	26.05		25.68	
Haemonet	HAE	...	...	...cc	117.56	68.14	439	86.17	-13.9
HalconRes wt	HK/WS	...	...	...				.80	
HalconRs n	**HK**	**...**	**...**	**...**	**7.40**	**1.43**	**3591**	**1.80**	+5.9
Hallibrtn	HAL	.72	2.3	17	54.91	24.70	8270	31.60	+18.9
HamBchBr	HBB	.34	1.4	...	31.30	18.03	16	24.82	+5.8
HancFinOp	BTO	1.48	4.3	...q	40.95	25.81	28	34.56	+23.7
HanJS	JHS	.87e	6.4	...q	14.65	12.38	13	13.60	+6.9
HanJI	JHI	1.45e	9.4	...q	17.17	13.37	3	15.40	+9.1
HanPrmDv	PDT	1.08a	6.7	...q	16.88	12.98	63	16.02	+15.6
HanPfEq	HPI	1.68	8.0	...q	22.85	17.02	38	21.11	+12.0
HanPfd2	HPF	1.68	8.0	...q	21.90	17.26	27	20.97	+11.8
HanPfd3	HPS	1.47	8.1	...q	19.19	14.53	34	18.16	+14.6
HanTxAdv	HTD	1.45	6.2	...q	23.83	19.53	52	23.47	+14.9
Hanesbds s	HBI	.60	3.2	10	22.57	11.57	4556	18.71	+49.3
HannArms	HASI	1.32	5.7	36	24.05	17.33	348	23.30	+22.3
HanoverIns	THG	2.40f	2.1	63	131.44	104.59	270	116.73	
HanovIns53	THGA	1.59	6.2	...	26.77	23.75	11	25.48	+2.7
HarleyD	HOG	1.48	4.0	13	48.76	31.36	2163	36.68	+7.5
HarmonyG	HMY	.05	...	...	2.53	1.43	3950	1.95	+8.9
HarrisCorp	HRS	2.74f	1.7	29	175.50	123.24	714	162.24	+20.5
Harsco	HSC	.20m	1.0	55	30.05	15.90	375	21.26	+7.0
HarteHk rs	HHS	...	...	...	12.16	2.38	25	3.14	+29.8
Hrt TotR n	HTRB	...	...	...	41.27	38.34		39.38	+1.7
HrtMuOp n	HMOP	...	...	...	42.46	39.08	24	40.34	+1.1
HartfFn42	HGH	1.97	7.0	...	30.29	27.06	20	28.34	+3.6
HartfdFn	HIG	1.20	2.5	16	56.13	40.54	2442	48.24	+8.5
HartfFn wt	HIG/WS	...	...	...				51.29	
Haverty	HVT	.72a	3.4	22	22.90	17.70	72	21.05	+12.1
HavertyA	HVT/A	.38a	1.8	16	22.65	18.00		20.74	+12.7
HawaiiEl	HE	1.24	3.3	26	39.35	32.10	316	37.68	+2.9
Hc2 Hldgs	HCHC	1.29	...	1	7.79	2.31	130	3.30	+25.0
HlthcrRlty	HR	1.20	3.7	52	32.83	26.09	899	32.58	+14.6
HlthcreTr	HTA	1.24f	4.4	54	29.22	24.06	1381	28.24	+11.6
HeclaM	HL	.01e	.4	...dd	4.15	2.17	3337	2.58	+9.3
HeclaM pfB	HLpB	3.50	5.9	...	59.30	52.24		59.30	+8.0
Heico s	HEI	.14	.2	...	97.32	71.47	155	91.04	+17.6
Heico A s	HEI/A	.14f	.2	59	79.00	57.84	191	76.61	+21.7
HelixEn	HLX	...	...	6	10.89	5.05	775	7.22	+33.5
HelmPayne	HP	2.80f	4.9	...dd	74.36	44.56	667	56.98	+18.9
Hemisphrx rs	HEB	...	...	...	.59	.15	193	.24	+32.6
Herbalif s	HLF	...	...	25	61.77	40.07	829	57.94	-1.7
HercHld n	HRI	...	...	...	72.99	24.16	195	39.36	+51.4
HercTGC	HTGC	1.24	9.6	11q	13.70	10.57	448	12.89	+16.7
HercTG 24	HTGX	1.56	6.2	...	25.63	24.50		25.00	
HeritageIns	HRTG	.24	1.7	20	18.30	12.85	68	14.50	-1.5
Hersha pfC	HTpC	1.72	7.5	...	25.15	20.81	4	23.00	+4.5
Hersha rs	HT	1.12	6.1	24	24.16	16.50	287	18.32	+4.4
Hersha pfD	HTpD	1.63	7.5	...	24.70	19.10	4	21.69	+7.4
Hersha pfE	HTpE	...	...	...	24.79	20.10	2	21.80	+4.9
Hershey	HSY	2.89	2.7	24	110.30	89.10	937	108.20	+1.0
HertzGl	HTZ	...	...	...	22.70	13.01	1213	17.08	+25.1
Hess	HES	1.00	1.8	...dd	74.81	35.59	2988	57.07	+40.9
Hess pfA	HESpA	...	...	...	83.01	45.69		58.92	+18.7
HessMidP n	HESM	1.48f	6.8	23	24.51	16.17	66	21.82	+28.5
HP Ent n	HPE	.45e	2.8	38	19.48	12.09	7760	15.99	+21.0
Hexcel	HXL	.60	.8	23	73.42	53.50	477	70.75	+23.4
Hi-Crush	HCLP	1.67e	40.3	13	16.65	3.19	374	4.16	+16.2
HighPtRs	HPR	...	...	...dd	7.60	2.06	949	2.66	+6.8
HighlFIR n	HFRO	...	...	...	16.60	12.02	95	13.69	+7.0
HighwdPrp	HIW	1.90f	4.1	25	52.00	37.09	726	46.78	+20.9
Hill-Rom	HRC	.80	.8	33	105.78	79.36	446	103.57	+17.0
HillenInc	HI	.84	1.9	37	53.41	36.22	286	44.30	+16.8
HillmCT pf	HLMp	2.90	8.9	...	36.78	26.00	5	32.48	+6.5
HilltopH	HTH	.32f	1.7	10	25.88	16.43	232	18.69	+4.8
HilGrVa n	HGV	...	...	...	47.75	24.17	1339	31.12	+17.9
Hilton	HLT	.60	.7	40	87.11	63.76	3730	80.16	+11.6
HoeghLP	HMLP	1.76	9.7	9	19.15	14.50	100	18.19	+18.5
Hoegh pfA	HMLPpA	2.19	8.7	...	26.19	21.18	4	25.15	+4.0
HollyEngy	HEP	2.67f	9.0	14	34.00	26.09	152	29.56	+3.5
HollyFront	HFC	1.32	2.3	14	83.28	42.42	2086	57.05	+11.6
HomeDp	HD	4.12	2.2	20	215.43	158.09	2601	187.71	+9.2
Honda	HMC	.84e	3.1	...	37.05	25.30	1009	27.32	+3.3
HonwllIntl	HON	3.28	2.2	43	167.72	123.48	2111	150.52	+13.9
Honwll wi	HON/WI	...	...	...					
HorMan	HMN	1.14	3.0	23	47.50	35.34	177	38.37	+2.5
HorizGbl n	HZN	...	...	...dd	10.09	1.34	199	2.24	+56.6
HorizFn22 n	HTFA	...	...	...	26.93	24.58	3	25.62	+2.9
HrzMngR n	USMR	...	...	...					
HorzSPCvC	HSPX	2.52e	4.4	...	53.32	41.93		42.72	
HorGKWld	KLDW	...	...	...q	35.27	27.91	34	31.77	+9.4
HoizWear n	WEAR	...	...	...				17.90	
Horz Saba n	CEFS	...	...	...	21.20	16.68	3	19.54	+11.3
JamesPurp	JPBI	...	...	...				26.01	
Hormel s	HRL	.84f	2.0	23	46.26	31.83	2090	43.05	+.9
Hornbeck	**HOS**	**...**	**...**	**...dd**	**6.14**	**1.02**	**273**	**1.57**	+9.0
HostHotls	HST	1.00a	5.5	45	22.47	15.94	5462	18.34	+10.0
HoulihnL n	HLI	1.08	2.4	18	53.20	34.32	197	44.99	+22.3
HstnAEn	HUSA	...	...	...	.47	.18	113	.20	+4.8
HovnanE	HOV	...	...	...	2.51	.57	671	.65	-5.0
HHughes	HHC	...	...	29	142.36	89.51	154	113.08	+15.8
HuanPwr	HNP	2.45e	9.8	...	31.03	20.51	20	25.08	+.3
Hubbell	HUBB	3.36	2.9	17	137.67	91.88	519	115.85	+16.6
HubSpot	HUBS	...	...	...dd	180.00	92.00	2824	166.17	+32.2
HudBayM g	HBM	.02	...	8	8.85	3.44	431	5.74	+21.6
HudBay wt	HBM/WS	...	...	...				.31	
HudsPacP	HPP	1.00	3.0	27	36.06	27.12	1267	33.33	+14.7
Humana	HUM	2.20f	.7	25	355.88	261.25	1020	301.56	+5.3
HuntCoFn	HCFT	.08e	2.3	5	3.79	2.55	43	3.43	+19.9
FiveOk pfA	OAKSpA	2.19	8.6	...	25.61	24.67		25.34	
HuntCo pf A	HCFTpA	...	...	...	25.44	25.05		25.14	-.4
HuntgUSEq	HUSE	1.86e	.7	...q	41.49	32.86	14	35.26	+5.2
HuntgtnEco	HECO	.68e	...	...q	44.92	38.19	9	40.54	+3.3
HuntgtnIng	HII	3.44	1.6	20	276.69	173.80	658	214.48	+12.7
Huntsmn	HUN	.65	2.8	8	34.92	17.58	2037	22.96	+19.0
Huya n	HUYA	...	...	...	50.82	14.44	1414	19.80	+27.9
Hyatt	H	.60	.8	34	84.89	63.45	1230	72.56	+7.3
HysterYale	HY	1.24f	1.7	19	82.31	55.88	60	73.44	+18.5

- I -

Name	Ticker Symbol	Div	Yield	PE	52-week High	52-week Low	Vol 1000s	Last	YTD %Chg
IAMGld g	IAG	1.52f	43.8	...dd	6.33	2.75	2650	3.47	-5.7
ICICI Bk	IBN	.16e	1.7	...	10.83	7.61	10538	9.64	-6.3
IDT Cp	IDT	1.00f	14.9	8	12.58	4.82	35	6.69	+8.1
▲IEC Elec	IEC	...	...	...dd	8.50	3.99	153	8.58	+50.0
ING	ING	.14e	1.1	...	18.57	10.21	2134	12.19	+14.4
ING 6.125	ISG	1.53	6.0	...	26.19	24.75	17	25.46	+2.2
ING 6.375	ISF	1.59	6.2	...	26.40	24.85	25	25.76	+1.7
ION Geo rs	IO	...	...	...dd	32.45	4.53	83	12.02	+132.0
iPInvVix	IVOP	...	...	...q	39.03	36.70		38.00	
IQ M Intr n	MMIT	...	...	...	25.26	24.41	10	25.21	+.6
IQ M Ins n	MMIN	...	...	...	29.89	24.32	17	25.16	+.6
IQ HdgMult	QAI	...	...	...q	30.94	28.73	771	29.75	+3.0
IQ Hedge	MCRO	...	...	...q	26.75	24.83	1	25.81	+3.4
IQ HdgLgS	QLS	...	...	...q	22.38	19.28	1	20.61	+5.3
IQ Ch SC n	CSML	...	...	...	29.96	21.03	117	25.91	+16.1
IQ HdgEv	QED	...	...	...q	22.00	19.43	0	20.71	+6.0
IQ HiYlVl n	HYLV	...	...	...	24.83	19.57	1	24.30	+4.4
IQ CorePl n	AGGP	...	...	...	19.38	18.23	11	18.96	+.3
IQ CoreBd n	AGGE	...	...	...	18.91	18.22	3	18.62	+.1
IQHdgMNt	QMN	.34e	1.3	...q				25.88	
IQ GTAA	QGTA	...	...	...q	24.81	21.55		23.32	+6.2
IQ 50HJpn	HFXJ	...	...	...q	22.77	18.23	1	19.98	+6.9
IQ 50HgEur	HFXE	...	...	...q	20.75	16.59	0	18.41	+7.9
IQ 50HIntl	HFXI	...	...	...q	22.07	17.07	112	19.58	+7.8
IQ RealRtn	CPI	...	...	...q	28.21	26.38	10	27.36	+2.8
IQUSReSC	ROOF	1.43e	5.7	...q	27.39	21.39	9	25.02	+14.1
IQMrgArb	MNA	...	...	...q	32.38	30.25	140	32.10	+1.2
IQ AustSC	KROO	.88e	4.4	...q	20.00	18.62		19.82	
IQ AgriSC	CROP	.41e	1.3	...q	34.57	28.98	0	31.66	+4.9
IQGblOilSC	IOIL	.29e	2.8	...q	10.68	10.04		10.40	
IQ CdaSC	CNDA	.18e	1.0	...q	18.16	17.08		17.22	
IQ GlbRes	GRES	.10e	.4	...q	28.43	24.92	18	27.03	+7.1
▲IQVIA Hldg	**IQV**	**...**	**...**	**20**	**139.65**	**91.57**	**3220**	**141.13**	+21.5
IRSA	IRS	...	...	...	28.27	11.73	13	14.10	+8.0
iShGold	IAU	...	...	...q	13.11	11.25	11573	12.58	+2.4
iShGSCI	GSG	...	...	...q	18.81	13.50	465	15.38	+9.7
iSAstla	EWA	1.01e	4.9	...q	23.49	18.35	3878	20.75	+7.8
iSAstria	EWO	.37e	1.9	...q	26.00	17.47	5	19.57	+6.6
iShBelg	EWK	.51e	2.9	...q	22.45	15.96	7	17.55	+7.4

Continued on **next page**

Continued from **previous page**

NYSE

Name	Ticker Symbol	Div	Yield	PE	52-week High	52-week Low	Vol 1000s	Last	YTD %Chg
iShBrazil	EWZ	.67e	1.5	...q	47.20	30.65	41495	44.25	+15.8
iShCanada	EWC	.48e	1.8	...q	29.61	22.89	2594	27.05	+12.9
iShEMU	EZU	.86e	2.3	...q	45.19	33.79	7592	37.08	+5.8
iSFrance	EWQ	.58e	2.1	...q	33.06	25.53	1281	28.13	+6.1
iShGerm	EWG	.60e	2.3	...q	33.52	24.40	4155	26.15	+3.2
iSh HK	EWH	.61e	2.4	...q	26.67	21.10	5583	25.31	+12.1
iSh SKor	EWY	.65e	1.0	...q	76.80	56.34	2616	63.55	+8.0
iShMexico	EWW	.78e	1.8	...q	54.65	37.50	6294	43.36	+5.3
iShNeth	EWN	.66e	2.3	...q	33.08	25.33	656	29.03	+10.4
iSPacxJpn	EPP	1.66e	3.7	...q	48.83	39.42	520	44.45	+9.2
iShSoAfr	EZA	1.02e	1.9	...q	75.50	46.63	841	52.64	+4.3
iShSpain	EWP	.99e	3.6	...q	34.03	25.95	731	27.82	+3.7
iSSwedn	EWD	.76e	2.5	...q	35.13	26.56	461	29.87	+5.8
iShSwitz	EWL	.75e	2.2	...q	36.08	30.24	863	33.51	+6.3
iShFrntr100	FM	.30e	1.0	...q	35.55	25.80	142	28.91	+10.6
iShGlHiY bt	GHYG	2.09e	4.3	...	50.83	45.07	133	48.14	+4.6
iShxUSH bt	HYXU	.92e	1.9	...q	56.38	47.68	4	48.95	+1.3
iShEMCBd bt	CEMB	2.28	4.6	...q	50.49	45.81	205	49.18	+3.6
iShEMkHY	EMHY	3.98	8.6	...q	49.25	44.04	43	46.45	+4.7
iShAsiaPDv	DVYA	2.29e	5.2	...q	49.50	39.00	2	44.12	+9.4
iShEmMDv	DVYE	1.83e	4.5	...q	45.31	36.32	291	40.85	+9.1
iShGblSilv	SLVP	.29e	3.2	...q	11.15	7.24	15	9.00	+7.9
iShGblEnP	FILL	.59e	2.9	...q	24.78	17.47	7	20.42	+10.4
iShGblAgri	VEGI	.55e	2.0	...q	30.33	24.78	3	28.06	+7.9
iShMsciWld	URTH	1.57e	1.8	...q	92.84	74.72	63	85.87	+8.9
iShEMktSC	EEMS	.89e	2.0	...q	55.00	39.88	39	43.95	+5.1
iShEMkBd	LEMB	.42e	.9	...q	50.66	41.38	42	44.63	+3.6
iShWldMnV	ACWV	1.93e	2.2	...q	88.22	78.03	212	86.15	+6.0
iSEMMnVol	EEMV	1.15e	2.0	...q	63.19	53.10	896	58.53	+4.8
iShJpnSC	SCJ	1.81e	2.6	...q	83.10	61.75	70	69.23	+6.1
iShThai	THD	1.88e	2.1	...q	103.71	80.99	281	90.50	+9.3
iShIsrael	EIS	.81e	1.5	...q	58.39	46.47	3	53.95	+11.4
iShChile	ECH	.71e	1.6	...q	56.11	40.57	379	45.37	+9.6
iShBRIC	BKF	.54e	1.3	...q	48.91	36.22	15	41.47	+10.6
iShsUSA	EUSA	.67e	1.2	...q	60.35	47.02	8	56.38	+13.2
iShSilver	SLV	...	...	...q	16.35	13.11	6543	14.65	+.9
iShS&P100	OEF	1.92e	1.6	...q	131.30	104.23	552	120.93	+8.4
iShMrnLV	JKF	2.46e	2.4	...q	110.51	90.44	18	103.52	+7.5
iShMrnLG	JKE	1.20e	.7	...q	187.59	147.58	13	176.45	+11.3
iShMrnLC	JKD	2.24e	1.4	...q	170.86	133.55	12	155.22	+8.9
iShBrazSC	EWZS	.40e	2.5	...q	18.06	10.92	49	16.30	+13.0
iShIntlPfd	IPFF	.96e	6.2	...q	18.91	14.38	32	15.38	+1.8
iShSPTUS s	ITOT	...	...	...q	67.60	53.12	1706	62.77	+10.6
iShSTNtMu	SUB	.86	.8	...q	105.67	104.25	75	105.65	+.2
iShAgcyBd	AGZ	1.81	1.6	...q	112.71	109.81	36	112.21	+.1
iShTIPS	TIP	1.69e	1.5	...q	113.22	107.53	1781	110.84	+1.2
iShChinaLC	FXI	.87e	2.0	...q	50.36	37.85	25409	42.86	+9.7
iShTransp	IYT	1.70e	.9	...q	209.43	155.24	283	189.70	+15.0
iShChinaSC	ECNS	1.73e	4.0	...q	56.49	37.59	6	43.55	+11.4
iSCorSP500	IVV	4.38e	1.6	...q	296.69	235.46	7148	276.03	+9.7
iSMornMC	JKG	2.32e	1.3	...q	193.78	152.66	9	184.92	+14.4
iShUSAgBd	AGG	2.65e	2.3	...q	107.53	103.94	2908	107.22	+.7
iShEMkts	EEM	.59e	1.4	...q	50.18	37.58	91302	42.15	+7.9
iShiBoxIG	LQD	3.87	3.3	...q	117.76	111.25	14906	116.08	+2.9
iSKokusai	TOK	1.60e	2.5	...q	68.68	55.16	1	63.64	+9.5
iShCorUSTr	GOVT	.33	1.3	...q	25.00	24.05	1394	24.86	+.8
iSh2017Mu s	IBMF	.23	.8	...q				27.20	
iSGblTelcm	IXP	2.31e	4.2	...q	59.40	47.83	17	54.52	+8.6
iShGblTech	IXN	1.10e	.7	...q	177.61	134.75	52	160.77	+11.6
iShAaa-ACp	QLTA	1.51e	3.0	...q	51.48	49.30	13	51.19	+2.2
iSMrnMCG	JKH	.59e	.3	...q	238.37	180.87	20	225.46	+16.0
iShIndones	EIDO	.35e	1.3	...q	30.32	20.88	1578	25.99	+4.7
iSSP500Gr	IVW	2.03e	1.2	...q	178.61	140.49	743	165.16	+9.6
iShNYMun s	NYF	...	...	...q	55.25	53.44	132	55.20	+.8
iShGblHcr s	IXJ	...	...	...q	63.76	53.77	122	60.07	+6.0
iShGblFin	IXG	1.28e	2.1	...q	73.50	53.62	12	61.35	+7.9
iShUSAQlt	QUAL	1.04e	1.2	...q	91.47	71.79	933	85.16	+10.9
iSSPGlbEn	IXC	1.01e	3.1	...q	39.50	27.69	226	32.96	+12.3
iShCalMn s	CMF	...	...	...q	58.78	56.90	64	58.72	+.5
iSh CMBS	CMBS	1.00	2.0	...q	50.81	48.92	43	50.72	+.9
iShUSASize	SIZE	1.26e	1.5	...q	89.78	71.84	22	86.50	+12.9
iSGblInfra	IGF	1.27e	3.0	...q	44.31	37.95	322	42.77	+8.6
iShNANatR	IGE	.85e	2.8	...q	38.33	25.42	208	30.87	+13.6
iSh JPXNik	JPXN	...	...	...	67.56	52.60	2	57.82	+6.1
iShUSAVal	VLUE	1.49e	1.8	...q	89.71	67.97	407	80.58	+11.0
iShLatAm	ILF	.60e	1.7	...q	39.22	28.66	1160	34.67	+12.5
iShUSAMo	MTUM	.81e	.7	...q	120.05	92.80	696	108.32	+8.1
iShMrnMCV	JKI	2.72e	1.7	...q	172.45	131.88	4	155.49	+12.0
iShPhilpns	EPHE	.20e	.6	...q	37.67	28.05	477	34.13	+7.1
iSSP500Val	IVE	2.14e	1.9	...q	118.81	94.72	2044	111.11	+9.9
▲iShNMuBd	MUB	2.59	2.4	...q	109.61	106.42	392	109.70	+.6
iShUKSC bt	EWUS	1.38e	3.7	...q	45.95	32.44	1	37.02	+9.6
iSRTop200V	IWX	1.17e	2.3	...q	54.95	44.67	20	51.47	+7.7
iShIntlDev	WPS	1.16e	3.1	...q	40.24	33.85	8	37.33	+8.3
iShAsia50	AIA	1.02e	1.7	...q	71.10	53.05	51	60.25	+9.0
iSh20 yrT	TLT	3.05	2.5	...q	123.86	111.90	5869	121.79	+.2
iSRTop200G	IWY	.82e	1.0	...q	86.21	66.58	76	79.02	+10.1
iShRTop200	IWL	1.02e	1.6	...q	68.45	54.61	165	63.58	+8.9
iShIntSelDv	IDV	1.51e	4.5	...q	34.37	27.83	482	30.79	+7.2
iS Eafe	EFA	1.66e	2.6	...q	72.10	56.77	23167	62.71	+6.7
iShGerSC bt	EWGS	.69e	1.3	...q	67.62	46.31	2	52.75	+9.5
iSRusMCV	IWS	1.59e	1.9	...q	92.54	71.90	327	85.82	+12.4
iShCrLTBd	ILTB	2.54	4.2	...q	61.88	56.88	18	60.41	+2.4
iSRusMCG	IWP	1.02e	.8	...q	137.73	105.97	234	131.69	+15.8
iShNorC bt	ENOR	.58e	2.4	...q	29.74	22.20	43	24.67	+7.0
iShRsMd s	IWR	...	...	...q	56.23	43.64	1533	52.89	+13.8
iShMrnSC	JKJ	1.78e	1.0	...q	186.59	139.81	1	169.86	+14.9
iShIreland	EIRL	.55e	1.4	...q	49.99	36.06	2	40.19	+8.6
iSCorSPMid	IJH	1.89e	1.0	...q	205.47	156.13	1684	189.21	+13.9
LgTrmBd	IGLB	2.67	4.6	...q	60.45	55.00	58	58.06	+3.1
iShiBxHYB	HYG	5.09	6.0	...q	86.68	79.55	19407	85.13	+5.0
iShFinlC bt	EFNL	.51e	1.3	...q	45.01	34.14	3	38.74	+9.0
iShSft	IGV	.12e	.1	...q	206.66	158.98	331	203.16	+17.1
iShCorUS n	FTY	...	...	...	51.25	42.78	132	50.81	+13.3
iShDenC bt	EDEN	.81e	1.3	...q	70.51	55.26	51	60.65	+6.8
iShNetw	IGN	.25e	.5	...q	56.70	44.15	83	54.50	+15.3
iShNATch	IGM	.73e	.4	...q	211.58	159.30	24	195.27	+13.7
iShResRE	REZ	2.01e	2.9	...q	69.91	53.83	30	69.26	+11.1
iSh2019Mun	IBMH	.27	1.1	...q	25.45	25.25	81	25.40	+.1
▲iShC&SRE	ICF	2.97e	2.8	...q	107.67	88.58	96	107.61	+12.4
iShKLDSoc	DSI	1.11e	1.1	...q	108.10	87.16	89	102.66	+10.4
iShGbl100 s	IOO	...	...	...q	49.35	40.25	25	45.35	+7.0
iShConsSv	IYC	1.50e	.8	...q	213.17	168.10	13	198.13	+9.5
iShGvCrBd	GBF	2.86	2.6	...q	111.83	108.14	39	111.53	+1.0
iShIndia bt	INDA	.24e	.7	...q	36.25	28.96	2733	32.29	-3.1
iSR1KVal	IWD	2.41e	2.0	...q	129.82	104.07	2250	121.24	+9.2
iSMrnSCG	JKK	.87e	.4	...q	217.00	153.29	4	196.23	+17.9
iShPoland	EPOL	.42e	1.8	...q	28.39	20.91	443	22.97	-.3
iSMCGth	IJK	1.88e	.9	...q	238.39	179.75	58	216.39	+13.2
iShIntGvC	GVI	1.99	1.8	...q	109.21	106.40	50	108.93	+.7
iSR1KGr	IWF	1.45e	1.0	...q	157.30	121.71	1306	145.74	+11.3
iSIndiaSC bt	SMIN	.10e	.3	...q	51.31	33.22	139	35.13	-8.9
iSRus1K	IWB	2.36e	1.5	...q	164.13	129.68	910	152.89	+10.2
iSR2KVal	IWN	1.98e	1.6	...q	137.85	101.57	383	122.22	+13.7
iSR2KGr	IWO	1.36e	.7	...q	220.82	156.03	329	194.65	+15.9
iSh10-20TB	TLH	2.99	2.2	...q	135.22	125.53	74	133.72	+.2
iShFltRtB	FLOT	.32	.6	...q	51.10	50.02	1253	50.75	+.8
iShR2K	IWM	1.77e	1.2	...q	173.39	125.81	18144	153.77	+14.8
iShCorHiDv	HDV	2.90e	3.2	...q	93.12	79.39	381	89.96	+6.6
iShChina	MCHI	.61e	1.0	...q	73.09	50.45	7886	59.21	+12.5
iSEafeMnV	EFAV	2.81e	4.0	...q	74.95	64.95	915	69.77	+4.7
iSRus3K	IWV	2.47e	1.5	...q	174.73	137.45	399	162.46	+10.6
iSGblMatl	MXI	1.02e	1.7	...q	72.42	54.93	4	61.63	+7.4
iShUtils	IDU	4.54e	3.2	...q	144.73	121.76	46	140.75	+4.9
iSUSAMinV	USMV	.87e	1.5	...q	57.67	49.50	9490	56.45	+7.7
iSMrnSCV	JKL	2.98e	2.1	...q	159.20	116.66	12	141.22	+14.7
iShMCVal	IJJ	2.16e	1.4	...q	171.00	129.89	67	158.55	+14.6
iShGblUtil	JXI	1.99e	3.8	...q	52.43	45.93	17	51.82	+5.5
iShTelecm	IYZ	.68e	2.4	...q	30.23	24.54	303	28.55	+8.3
iShTech	IYW	1.20e	.7	...q	196.97	148.42	98	180.21	+12.7
iShGblIndl	EXI	1.40e	1.6	...q	95.92	73.58	7	87.14	+11.8
iShGblCSt s	KXI	...	...	...q	51.87	44.30	54	49.04	+6.7
▲iShREst	IYR	2.76e	3.3	...q	84.48	71.41	6725	84.53	+12.8
iSGblCnDis	RXI	1.39e	1.3	...q	121.28	94.89	9	109.10	+8.1
iSh0-5Tips	STIP	...	...	...q	100.20	97.62	148	98.80	+.8
iShHmCnst	ITB	.09e	.3	...q	41.48	28.25	1858	34.86	+16.0
iShInds	IYJ	1.65e	1.1	...q	160.57	119.58	215	148.67	+15.7
iShAerosp	ITA	1.31e	.6	...q	218.83	160.29	372	203.96	+18.0
iShHltcare	IYH	3.01e	1.6	...q	204.83	166.89	45	192.67	+6.6
iShFinSv	IYG	1.21e	1.0	...q	141.65	104.43	57	125.03	+11.4
iShRegBks	IAT	.61e	1.3	...q	54.74	37.26	206	45.94	+15.3
iShInsur	IAK	.82e	1.3	...q	68.35	54.11	5	62.93	+9.0
iShFincls	IYF	1.45e	1.2	...q	126.43	99.30	229	117.25	+10.2
iShBroker	IAI	.65e	1.1	...q	70.58	51.96	61	60.34	+7.7
iShUSEngy	IYE	1.14e	3.2	...q	43.75	28.99	1360	35.39	+13.6
iShESGSel	KLD	1.14e	1.0	...q	121.33	96.78	75	113.94	+10.5
iShCrSPS s	IJR	...	...	...q	90.56	65.04	4944	78.99	+13.9
iShMedDev	IHI	1.57e	.7	...q	228.90	175.10	83	220.39	+10.3
iShConsGd	IYK	2.43e	2.1	...q	124.98	101.38	118	115.58	+8.6
iShHltcPrv	IHF	.24e	.1	...q	203.31	154.63	29	181.80	+10.1
iShCorTInt	IXUS	1.28e	2.3	...q	65.11	50.68	528	56.30	+7.2
iShPharm	IHE	3.11e	1.0	...q	170.26	131.91	11	150.14	+6.7
iShBasM	IYM	1.42e	1.6	...q	104.80	78.44	37	89.47	+6.6
iShPeru	EPU	.70e	1.9	...q	44.95	34.19	19	37.70	+6.2
iShCorEafe	IEFA	1.56e	2.7	...q	68.00	52.97	8340	58.72	+6.8
iShOilEq	IEZ	.86e	3.4	...q	40.89	18.98	224	25.15	+23.2
iShDJ US	IYY	2.01e	1.5	...q	147.61	116.62	50	137.38	+10.4
iShO&GEx	IEO	1.06e	1.8	...q	78.68	47.36	72	58.35	+13.0
iShAggrAllo	AOA	.98e	1.9	...q	55.25	46.97	61	52.07	+7.3
iShEurope	IEV	1.12e	2.7	...q	48.43	37.75	524	41.64	+6.4
iShGroAllo	AOR	.81e	1.9	...q	45.67	40.30	175	43.60	+5.5
iSRusMic	IWC	1.08e	1.2	...q	110.15	77.64	21	93.87	+13.9
iShModAllo	AOM	.71e	1.9	...q	38.29	35.16	95	37.16	+4.1
iShMorMl bt	IYLD	1.33e	5.2	...	25.26	23.01	54	24.34	+4.6
iSMsciVal	EFV	1.66e	3.5	...q	56.71	43.62	637	47.67	+5.4
iSSCVal	IJS	1.73e	1.1	...q	174.26	123.72	128	152.14	+15.4
iShConsAllo	AOK	.64e	1.9	...q	34.57	32.33	60	33.79	+3.3
iShEafeGr	EFG	1.37e	1.8	...q	82.88	66.56	167	74.14	+7.3
iShB3-18xF s	IBCC	...	...	...q	24.65	24.58		24.60	
iShiB3-20F s	IBCD	...	...	...q	25.28	24.15	3	24.48	+.4
iShiB3-23x s	IBCE	...	...	...q	23.94	23.34		23.85	+1.2
iShBd3-18 s	IBDB	...	...	...q	25.75	25.52		25.62	
iShBd3-23 s	IBDD	...	...	...q	26.55	25.31	1	25.99	+1.5
iShBd3-20 s	IBDC	...	...	...q	27.13	25.69	23	26.00	+.2
iStar	STAR	.47f	4.9	14	11.44	8.89	417	9.65	+5.2
iStar pfD	STARpD	2.00	7.9	...	26.00	23.02	5	25.40	+5.9
iStar pfG	STARpG	1.91	7.8	...	25.54	21.43	9	24.40	+9.1
iStar pfI	STARpI	1.87	7.6	...	25.15	21.25	11	24.67	+11.7
IT TchPck	ITP	...	...	2	1.38	.59	6	.70	+10.7
ITT Inc	ITT	.54	1.0	14	63.04	44.89	523	54.81	+13.5
iBio rs	IBIO	...	...	...dd	3.50	.50	130	.85	+12.9
Idacorp	IDA	2.52	2.6	24	102.44	80.29	210	97.60	+4.9
IDEX	IEX	1.72	1.2	31	157.84	117.72	441	141.08	+11.7
iGATE	PTI	...	...	...				19.52	
ITW	ITW	4.00	2.9	25	171.83	117.75	1180	138.75	+9.5
Imax Corp	IMAX	...	...	...cc	26.10	17.55	299	21.36	+13.6
ImpacMtg	IMH	...	...	...dd	10.45	2.93	12	4.01	+6.1
ImpOil g	IMO	.57	2.1	16	34.56	24.29	471	26.71	+5.5
IncOpR	IOR	...	...	23	14.25	9.32	0	10.81	+1.3
IndCDrillg	ICD	...	...	...dd	5.32	2.70	103	3.37	+8.0
IndepHld	IHC	.30	.8	16	40.66	26.55	7	37.48	+6.5
▲IndepRT	IRT	.78a	7.4	21	10.59	8.26	575	10.52	+14.6
IndiaFd	IFN	1.70e	...	...q	23.56	17.60	48	20.49	+1.2
IndoTel s	TLK	.67	...	...	30.50	21.75	246	26.83	+2.4
IndBach	IBA	.87e	1.9	...	64.38	37.66	8	46.03	+16.4
Infosys s	INFY	...	...	20	10.94	8.25	8443	10.76	+13.0
InfrREIT n	HIFR	1.00	4.7	17	23.34	17.96	178	21.18	+.8
▲InfuSystem	INFU	...	...	...dd	4.20	2.20	80	4.05	+17.7
IngerRd	IR	2.12	2.0	24	107.08	79.63	1133	103.50	+13.4
▲Ingevity	**NGVT**	**...**	**...**	**...**	**106.59**	**68.41**	**1132**	**107.87**	**+28.9**
Ingredion	INGR	2.50f	2.7	15	135.40	87.02	458	93.14	+1.9
InnovInd n	**IIPR**	**1.40**	**2.3**	**...**	**68.21**	**23.63**	**949**	**60.50**	**+33.3**
InnoInd pfA	IIPRpA	...	...	...	29.50	26.60	1	28.89	+3.2
InnvBuf n	BOCT	...	...	...	24.61	21.36	9	23.78	+7.7
InnvPwB n	POCT	...	...	...	25.95	22.18	19	24.07	+5.4

Name	Ticker Symbol	Div	Yield	PE	52-week High	52-week Low	Vol 1000s	Last	YTD %Chg
InnvUltB n	UOCT	...	...	...	24.58	22.62	61	23.78	+3.3
Innsuites	IHT	.01	.6	...dd	3.70	1.24	4	1.79	+14.0
Inphi	IPHI	...	...	...dd	42.34	24.18	772	41.41	+28.8
InsightS n	INSI	.80	4.4	...	20.50	17.39	12	18.38	+5.5
Insperity s	NSP	.80	.6	41	132.50	58.25	601	125.10	+34.0
InsprMed n	INSP	...	...	...	59.47	22.50	187	56.63	+34.0
InspMD wt	NSPR.WS	...	...	...				.05	
InspMD wtB	NSPR.WSB	...	...	...				.02	
InspMD rs	NSPR	...	...	...				.16	
InstlldBPd	IBP	...	...	24	70.20	29.24	134	43.98	+30.5
Instructre n	INST	...	...	...dd	49.18	29.48	478	40.12	+7.0
IntegerHl	ITGR	...	...	...dd	90.03	43.25	133	80.62	+5.7
Intellichk	IDN	...	...	...dd	2.87	1.50	33	2.68	+25.2
IntellgSys	INS	...	...	...cc	26.13	4.32	38	20.12	+55.7
Intelsat	I	...	...	...	37.70	2.56	1259	22.82	+6.7
InterXion	INXN	...	...	...	68.95	50.05	530	63.86	+17.9
IntcntlExc s	ICE	1.10f	1.4	18	82.65	67.70	3496	75.95	+.8
IntCtlHtl rs	IHG	...	...	...	70.53	53.38	105	59.89	
IBM	IBM	6.28	4.6	14	162.11	105.94	2789	136.48	+20.1
IntFlav	**IFF**	**2.92**	**2.2**	**36**	**150.57**	**122.11**	**4926**	**132.66**	**-1.2**
IntlGmeT n	IGT	.80	4.9	...	31.00	13.33	2110	16.47	+12.6
IntMktCt n	IMC	...	...	...					
IntPap	IP	1.90	4.1	15	61.30	37.55	2309	46.50	+15.2
IntlSeaw n	INSW	...	...	...	24.78	15.61	93	17.12	+1.7
IntTower g	THM	...	...	...dd	.78	.35	45	.59	+12.5
Interpublic	IPG	.94f	4.1	15	26.01	19.61	4851	23.03	+11.6
inTestCorp	INTT	...	...	17	9.45	5.45	59	7.52	+22.7
IntPotash	IPI	...	...	...dd	5.31	2.51	1778	3.81	+46.5
Inuvo	INUV	...	...	...dd	1.55	.36	93	1.30	+21.5
Invacare	**IVC**	**.05**	**.6**	**...dd**	**20.00**	**3.05**	**15137**	**8.61**	**+100.2**
Invesco24 n	IHTA	...	...	...	9.99	8.28	10	9.61	+6.9
InvHiIn23 n	IHIT	...	...	...	10.80	9.60	41	10.20	+2.7
InvAdvMu2	VKI	.78	7.3	...q	11.02	9.79	70	10.63	+7.7
Inv Bond	VBF	.83a	4.7	...q	18.63	16.68	18	17.76	+5.8
▲InvCAVal	VCV	.79	6.5	...q	12.22	10.96	105	12.16	+7.5
InvDynCrd	VTA	.90	8.3	...q	11.90	9.73	155	10.78	+5.0
PSAerDef	PPA	.50e	.9	...q	59.40	53.29		57.40	
PwShBio	PBE	.57e	1.1	...q	54.28	46.47		52.05	
PS BldCns	PKB	.07e	.2	...q	33.18	29.93		31.19	
PwSClnEn	PBW	.07e	.3	...q	27.17	23.07		26.08	
PS EnEx	PXE	.50e	1.9	...q	27.45	19.62		26.53	
PwSFoodBv	PBJ	.41e	1.3	...q	33.70	31.33		32.38	
PwSLgCG	PWB	.21e	.5	...q	45.64	41.41		45.62	
PwSLgCV	PWV	.69e	1.9	...q	38.78	34.88		36.49	
PwShLeis	PEJ	.15e	.3	...q	46.94	43.00		46.80	
PowShMkt	PWC	.97e	1.0	...q	101.98	93.45		101.61	
PwShMda	PBS	.27e	.9	...q	31.86	28.36		30.87	
PwSMidGr	PXMG	.19e	.4	...q	49.44	42.81		49.35	
PwSMidVal	PXMV	.64e	2.1	...q	31.33	29.40		31.04	
PwShNetw	PXQ	...	...	...q	53.26	46.72		53.25	
PS OilSv	PXJ	.28e	2.8	...q	10.85	8.24		9.87	
PwSPharm	PJP	3.84e	4.1	...q	67.18	59.82		65.41	
PS Retail	PMR	.34e	.9	...q	38.09	34.69		37.23	
PwSSmGr	PXSG	.08e	.2	...q	36.79	30.72		36.72	
PwSSmVal	PXSV	.60e	1.9	...q	32.45	28.27		32.31	
PwSSemi	PSI	.04e	.1	...q	58.15	48.49		56.34	
PwShSoft	PSJ	.10e	.1	...q	77.60	63.99		77.51	
PSS&PQlty	SPHQ	.38e	1.2	...q	31.60	28.86		30.53	
PwSZMicro	PZI	.15e	.7	...q	20.45	18.14		20.40	
PSWHPrgE	PUW	.17e	.7	...q	26.80	24.28		25.87	
PSPrivEq	PSP	.66e	5.4	...q	12.90	11.71		12.26	
PSFinPf	PGF	1.11	6.0	...q	18.73	18.16		18.42	
PSCleantch	PZD	.44e	1.0	...q	45.08	41.55		44.02	
PSR2KEqW	EQWS	.41e	.9	...q	46.19	40.68		46.03	
PSRslMdC	EQWM	.49e	1.0	...q	48.90	45.96		48.90	
PSRussl200	EQWL	.80e	1.5	...q	54.37	50.15		53.30	
PS US1K	PRF	1.91e	1.7	...q	116.10	106.81		113.69	
PS EmgInf	PXR	.50e	1.4	...q	39.33	35.78		36.29	
PS US Ag n	PBND	...	...	...	24.45	24.01		24.01	
PS Dv exNA	PBDM	...	...	...	26.67	25.06		26.09	
PS USA SC n	PBSM	...	...	...	27.92	24.80		27.92	
PS USA Pt n	PBUS	...	...	...	27.97	25.95		26.98	
PS SP500 n	SPMV	...	...	...	27.94	26.39		27.34	
PS Rs1000 n	USEQ	...	...	...	28.21	26.29		27.66	
PS SP SC n	XSHQ	...	...	...	29.99	25.93		28.70	
PS SP Val n	SPVM	...	...	...	29.46	27.69		28.54	
PS SP IntD	IDHD	...	...	...	29.63	27.96		28.46	
PS SC High	XSHD	...	...	...	25.35	23.12		25.14	
PS TrCol n	CLTL	...	...	...	105.91	105.46		105.89	
PS LowVRot	DWLV	...	...	...	33.00	30.33		32.94	
PSBldABd	BAB	1.31	4.4	...q	30.14	29.23		29.57	
PS LowVol	XRLV	.46	1.3	...q	35.30	32.75		34.25	
PSR1KEqW	EQAL	.39e	1.2	...q	31.85	29.61		31.63	
PS VarPfd	VRP	1.20	4.8	...q	25.45	24.83		24.88	
PS SCLowV	XSLV	.73e	1.5	...q	48.35	43.11		48.13	
PS MCLwV	XMLV	.64e	1.4	...q	47.03	42.72		46.50	
PS SPX HiD	SPHD	1.30	3.2	...	40.94	38.14		40.38	
PS EMLwV	EELV	.60e	2.4	...q	26.82	25.19		25.39	
PS EMkMom	EEMO	...	...	...	21.82	19.34		20.17	
PS IntLwV	IDLV	1.11e	3.4	...q	33.96	32.52		33.12	
PSSPIntDv	IDMO	.59e	2.1	...q	29.33	27.63		27.70	
PS YuanDS	DSUM	.77	3.3	...q	24.73	23.52		23.73	
PS FdIGBd	PFIG	.67	2.7	...q	25.14	24.54		24.76	
PS SP LwV	SPLV	.85	1.8	...q	48.00	45.57		46.93	
PS SP HiB	SPHB	.49e	1.1	...q	45.69	40.74		44.73	
InvHiInc2	VLT	1.24	8.8	...q	14.20	12.10	11	14.03	+12.0
Invsco iim	IIM	.84	5.8	...q	14.66	13.09	709	14.49	+7.2
Invesco	IVZ	1.16	6.3	8	35.03	15.38	3419	18.27	+9.1
InvMtgCap	IVR	1.68	10.5	6	16.66	13.67	1471	15.94	+10.1
InvMtg pfA	IVRpA	1.94	7.7	...	25.52	24.28	9	25.27	+3.4
InvMtg pfB	IVRpB	1.94	7.6	...	26.53	24.78	5	25.63	+.5
InvMtg pfC	IVRpC	1.88	7.8	...	25.25	23.10	28	24.25	-.8
Invsco oia	OIA	.39	5.2	...q	8.09	6.85	54	7.59	+9.0
InvMuOpTr	VMO	.88	7.4	...q	11.97	10.89	160	11.82	+5.7
InvMuniTr	VKQ	.82	6.9	...q	11.99	10.87	89	11.85	+6.4
InvPAVal	VPV	.79	6.5	...q	12.24	11.36	25	12.11	+4.3
Invsco iqi	IQI	.76	6.4	...q	12.06	11.03	79	11.91	+6.1
InvSrInco	VVR	.31	7.6	...q	4.47	3.72	489	4.10	+4.9
InvTrIG	VGM	.88	7.2	...q	12.65	11.20	230	12.19	+6.2
InvTrNY	VTN	.85	6.6	...q	13.37	11.77	34	12.97	+8.6
InvTech	ITG	.28	.9	...dd	30.32	19.10	377	30.26	+.1
InvRlE pfC	IRETpC	1.66	6.8	...	25.10	21.12	1	24.28	+5.2
InvRlEst rs	IRET	...	...	6	60.00	40.51	183	59.33	+20.9
Invitae n	NVTA	...	...	...dd	18.38	4.35	1818	15.94	+44.1
InvitHm n	INVH	.52f	2.3	...	23.97	19.21	2239	22.75	+13.3
iPBetaCmd	BCM	...	...	...q	31.46	25.55	2	27.52	+6.8
iPS&PWtd	SBV	...	...	...q	23.76	22.55		23.51	
iPBtaCocoa	CHOC	...	...	...q	38.83	29.45		36.88	
iPBetaCoff	CAFE	...	...	...q	11.10	10.35		10.48	
iPBetaCttn	CTNN	...	...	...q	35.76	32.91		35.02	
iPBetaSug	SGAR	...	...	...q	21.25	19.26		19.26	
iPBetaAlu	FOIL	...	...	...q	27.98	26.92		27.14	
iPBetaCopp	CUPM	...	...	...q	34.33	32.74		33.56	
iPBetaLead	LEDD	...	...	...q	43.36	39.03		39.24	
iPBetaNick	NINI	...	...	...q	22.79	21.14		21.83	
iPBetaCrOil	OLEM	...	...	...q	23.25	13.88	0	17.21	+18.8
iPBetaNGs	DCNG	...	...	...q	16.82	16.19		16.70	
iPBetaAgri	DIRT	...	...	...q	31.28	30.05		30.91	
iPGrains	WEET	...	...	...q	33.51	32.14		33.13	
iPBetaSfts	GRWN	...	...	...q	20.63	19.54		19.54	
iPBetaIMet	HEVY	...	...	...q	33.71	32.29		32.29	
iPBetaEgy	ONG	...	...	...q	20.41	19.56		20.41	
iPBtaLvstk	LSTK	...	...	...q	45.90	39.79		42.10	
iPBtaPrMt	BLNG	...	...	...q	34.40	33.00		33.44	
iP LXR2K	RTLA	...	...	...q	209.90	209.90		209.90	
iPathLong	SFLA	...	...	...				214.83	
iPLgEEmM	EMLB	...	...	...q	80.80	80.80		80.80	
IronMtn	IRM	2.44	6.9	31	37.32	30.22	4896	35.27	+8.8
iShItaly rs	EWI	...	...	...q	34.27	23.20	447	25.96	+7.2
iShJapan rs	EWJ	...	...	...q	62.47	48.99	9841	53.80	+6.1
iSMIasia rs	EWM	...	...	...q	36.56	28.23	1312	30.53	+2.6
iShSing rs	EWS	...	...	...q	28.02	21.58	911	23.73	+7.4
iSTaiwn rs	EWT	...	...	...q	38.89	30.22	3369	32.64	+3.2
iSh UK rs	EWU	...	...	...q	37.42	28.41	2959	31.80	+8.3
iSh0-5IGCp	SLQD	.79	1.6	...q	50.11	49.20	211	50.03	+1.0
iShCmdOpT	CMDT	...	...	...q	39.00	34.64		36.47	
iShCvBd	ICVT	.67e	...	...q	60.27	50.03	127	57.48	+9.4
iShCorEM	IEMG	.95e	1.9	...q	60.44	45.35	10734	50.71	+7.6
iSh 10 Cp n	LLQD	...	...	...	48.79	44.40	0	47.02	+3.7
iSh 5-10Cp n	MLQD	...	...	...	48.38	45.70		48.38	+2.6
iShColomC	ICOL	.43e	3.4	...q	16.51	10.64	1	12.78	+14.5
iShEnhBd n	IGEB	...	...	...	49.13	46.85	4	48.43	+2.2
iShDefBd n	HYDB	...	...	...	50.29	45.71	2	48.77	+5.3
iShFSIntSC	ISCF	.12p	...	...q	33.67	24.71	14	28.18	+8.9
iShRs2500 n	SMMD	...	...	...	48.83	35.97	6	43.95	+15.0
iShFacSIntl	INTF	.17p	...	...q	30.00	22.90	274	25.69	+8.4
iShArgGl n	AGT	...	...	...	32.59	18.34	3	23.78	+18.2
iShFS USA	LRGF	.19e	...	...q	34.22	26.47	276	30.79	+10.5
iShFSUsaSC	SMLF	.23e	...	...q	45.04	33.54	34	40.73	+13.7
iShFacSGbl	ACWF	.11p	...	...q	32.05	24.88	89	28.76	+10.7
iSh iBd23 n	IBML	...	...	...	25.37	24.60	9	25.35	+1.0
iSh IntDv n	IDEV	...	...	...	59.87	47.05	99	52.46	+7.4
iShMgRE rs	REM	...	...	...q	45.81	37.96	338	43.16	+8.1
iSh0-5HYCp	SHYG	2.38	5.1	...q	47.29	43.84	487	46.28	+3.9
iShDvlValu	IVLU	...	...	...q	27.29	21.20	81	23.22	+6.2
iSh 3-10yr n	IMTB	...	...	...	49.69	46.94	3	48.63	+1.3
iShSaudi	KSA	...	...	...	32.53	26.20	146	32.30	+11.8
iSh MinVl n	SMMV	...	...	...	33.40	27.69	38	31.84	+9.6
iShIntDevM	IMTM	.30p	...	...q	31.61	24.76	39	27.44	+7.2
iShIntDevQ	IQLT	.55p	...	...q	30.55	24.90	44	27.98	+8.4
iShLwCarb	CRBN	.94p	...	...q	121.61	98.60	4	113.08	+9.8
iShShMBd bt	NEAR	.35	...	...q					
iShDvlSize	ISZE	...	...	...q	28.49	22.98		25.51	+7.6
iShCHdEM	HEEM	1.26e	1.9	...	27.98	22.54	52	24.96	+8.4
iShMsciChA	CNYA	.82e	...	...	33.88	22.31	18	26.05	+14.9
iSh IntDvGr	IGRO	...	...	...	59.36	46.19	1	52.96	+7.5
iShMultiTc	TCHF	...	...	...	43.69	38.32		42.73	
iShiB20Mun	IBMI	.24	.9	...q	25.46	25.17	23	25.43	+.2
iShIntHdHi	HYGH	4.56	5.1	...q	94.10	82.62	11	88.91	+4.9
iShCHAust	HAUD	1.81p	...	...q	25.31	21.73		23.65	+7.5
iShGldSt n	IAUF	...	...	...					
iShCDivGr	DGRO	.65e	1.8	...q	37.93	31.04	1103	35.83	+8.0
iSh MultUt	UTLF	...	...	...	26.91	24.39		26.79	
iShCHEmu	HEZU	.64e	1.8	...q	31.62	25.24	396	27.98	+7.9
iShGblReit	REET	.94e	3.6	...q	26.52	22.73	301	26.12	+11.5
iSh AdapJp	DEWJ	.18p	...	...	30.18	24.33	0	26.40	+6.0
iSh AdapC	DEFA	.48p	...	...	29.31	24.18	0	26.35	+7.2
iSh AdapEu	DEZU	.56p	...	...	29.87	23.69		25.60	+6.7
iShCoreInt	IAGG	...	...	...	53.04	51.58	49	52.60	+.7
iShCorePac	IPAC	1.06e	2.0	...q	62.01	48.92	32	54.24	+7.2
iShIntHdCp	LQDH	2.76a	3.0	...q	97.82	90.17	9	93.27	+2.9
iShCHCda	HEWC	1.41e	1.8	...q	27.27	22.00	2	25.14	+10.3
iShJpMinV	JPMV	.70e	1.1	...q	70.62	60.73	2	65.02	+3.2
iShEuMinV	EUMV	.67e	2.8	...q	26.00	22.26	1	24.01	+4.7
iShCHNk400	HJPX	.19p	...	...q	31.34	24.72		27.13	+6.8
iShCorEur	IEUR	1.18e	2.7	...q	51.66	39.84	866	44.12	+6.8
iShxJMinV	AXJV	.84p	...	...q	38.06	32.70		35.23	+5.8
▲iSh2022Mu	IBMK	.09e	...	...q	25.82	25.21	13	25.82	+.8
iShEm exCh	EMXC	...	...	...	56.37	44.67	2	48.53	+6.1
iShYdOpBd	BYLD	.75	3.1	...q	24.53	23.49	1	24.23	+2.6
iSh2021Mu	IBMJ	.07e	...	...q	25.65	25.16	13	25.55	+.4
iShRussia rs	ERUS	...	...	...q	39.23	30.04	1441	33.55	+8.9
iSCHeafe	HEFA	.89e	...	...q	30.81	25.29	613	27.87	+8.0
iShCHMex	HEWW	1.41p	...	...q	20.07	15.94		16.58	+2.0
iShH10yCBd	CLYH	.31e	...	...q	26.97	23.32	106	24.63	+2.9
iShCHSpain	HEWP	.31p	...	...q	23.24	19.40		20.65	+5.9
iShHEmBd	EMBH	.30e	...	...q	26.64	24.12	1	25.20	+3.9
iShCHItaly	HEWI	.55p	...	...q	19.17	14.28		15.80	+10.0
iShShMMu	MEAR	.27e	...	...q	50.68	49.61	107	49.95	
iSCHEafSC	HSCZ	.19p	...	...q	32.36	24.59	1	27.54	+9.3
iShUSFxBal	FIBR	2.20e	...	...q				98.80	
iShCHAcxUs	HAWX	1.38e	4.1	...q	27.55	23.38	4	25.59	+8.1
iShGbMM rs	PICK	...	...	...	37.00	26.00	137	29.60	+9.7
iShTrFRBd	TFLO	.07e	.1	...q	50.85	50.18	53	50.31	+.1
iShCH UK	HEWU	.24p	...	...q	25.54	21.18		23.01	+7.9
iSh ESG s	ESGE	...	...	...	37.04	17.99	114	33.52	+9.3

Name	Ticker Symbol	Div	Yield	PE	52-week High	52-week Low	Vol 1000s	Last	YTD %Chg
iShCHSwitz	HEWL	1.43e	2.3	...q	27.24	23.24		26.18	+9.1
iShLqdty bt	ICSH	.25e	.5	...q	50.28	49.99	223	50.22	+.3
iShCHJpn	HEWJ	.74e	.5	...q	34.70	27.33	600	30.07	+7.0
iShCHSoK	HEWY	.48p	...	...q	31.26	23.55	3	26.52	+9.9
iShFacEmg	EMGF	.13p	...	...q	52.92	37.59	60	42.75	+10.4
iSh iBd26 n	IBDR	...	...	...	23.84	22.70	18	23.68	+2.8
iSiBd12-18 s	IBDH	.30	1.2	...q	25.20	25.05		25.19	
iSiBd12-16 s	IBDF	.13	.5	...q				25.04	
iSiBd12-20 s	IBDL	.62e	2.5	...q	25.50	24.90	131	25.14	+.6
iSiBd12-19 s	IBDK	.37e	...	...q	24.92	24.70	80	24.83	+.1
iSiBd12-23 s	IBDO	.56e	...	...q	24.70	23.96	163	24.61	+1.7
iSiBd12-22 s	IBDN	.55e	...	...q	24.68	24.07	180	24.60	+1.8
iSiBd12-25 s	IBDQ	.64e	...	...q	24.43	23.27	433	24.32	+3.1
iSiBd12-24 s	IBDP	.63e	...	...q	24.62	23.60	132	24.42	+2.2
iSiBd12-21 s	IBDM	.47e	...	...q	24.66	24.16	232	24.54	+.7
IsoRay	**ISR**	**...**	**...**	**...dd**	**1.22**	**.27**	**228**	**.39**	+30.0
IsraelChm	ICL	.27e	4.9	...	6.90	3.91	63	5.50	-2.8
IssuerDir	ISDR	.20	1.6	51	21.85	9.75	1	12.30	+8.4
ItauCorpb	ITCB	2.48e	17.6	35	16.34	12.92	14	14.06	+3.3
ItauUnH s	ITUB	...	...	...	11.01	6.57	26763	10.07	+10.3
IvyHiInOp	IVH	1.50a	11.3	...q	14.56	11.68	47	13.31	+9.7

- J -

Name	Ticker Symbol	Div	Yield	PE	52-week High	52-week Low	Vol 1000s	Last	YTD %Chg
JAlexHld n	JAX	...	...	20	13.40	7.70	29	9.57	+16.3
JJill n	JILL	...	...	4	9.62	4.17	522	5.53	+3.8
JBG Smth n	JBGS	.90	2.2	...cc	40.72	31.01	799	40.53	+16.4
JMP Gp27 n	JMPD	...	...	...	25.58	19.61	7	24.98	+16.6
JMP Grp	JMP	.36	8.3	62	5.72	3.90	20	4.34	+11.3
JMP Gp 23	JMPB	2.00	7.8	...	25.94	24.57		25.67	+3.1
JPMCh pfE	JPMpE	1.58	6.1	...	26.83	25.05	42	25.69	+1.3
JPMDvsRt	JPGE	.96e	1.6	...q	63.37	52.50	5	58.27	+7.1
JPMIntEq	JPIN	1.08e	2.0	...q	61.27	49.24	108	54.46	+7.0
JPMDvREm	JPEM	1.31p	...	...q	63.04	49.13	22	53.87	+6.0
JPM DREq	JPUS	.26p	...	...q	75.76	61.17	75	71.75	+10.6
JPM DivInt	JPIH	...	...	...	30.89	25.74		28.32	+8.3
JPMDsfEu	JPEU	...	...	...	61.95	48.98	0	54.20	+6.9
JPM Mun n	JMUB	...	...	...	52.04	50.04		51.94	+1.6
JPM DivEu	JPEH	...	...	...	29.77	23.90		26.64	+8.3
JPM Val n	JVAL	...	...	...	27.44	21.96	1	25.84	+11.3
JPM Qual n	JQUA	...	...	...	28.56	23.50	3	27.22	+9.7
JPM Mom n	JMOM	...	...	...	28.75	21.36		26.76	+11.5
JPM MinV n	JMIN	...	...	...	27.70	23.95	1	26.98	+8.6
JPM US Dv	JDIV	...	...	...	26.85	22.47	10	25.80	+10.8
JPM DivAlt	JPHF	...	...	...	25.84	23.40	139	24.79	+3.3
JPM FutSt n	JPMF	...	...	...	25.60	22.39		23.33	-.3
JPM UlSh n	JPST	...	...	...	51.02	48.88	1584	50.27	+.3
JPM SCap n	JPSE	...	...	...	33.38	25.35	12	30.29	+12.9
JPM GlB n	JPGB	...	...	...	51.53	47.18	10	48.69	+2.9
JPM Evnt n	JPED	...	...	...	26.56	22.60		23.38	
JPM Disc n	JPHY	...	...	...	50.77	46.94	25	49.65	+4.2
JPM USMid	JPME	...	...	...	68.41	54.16	6	64.04	+12.1
JPMorgCh	JPM	3.20	3.1	11	119.33	91.11	11505	102.42	+4.9
JPMCh wt	JPM/WS	...	...	...				72.89	
JPMCh pfA	JPMpA	1.36	5.4	...	25.77	23.80	46	25.00	+2.0
JPMCh pfB	JPMpB	1.68	6.6	...	26.55	25.15		25.32	-.4
JPMAlerian	AMJ	2.29	9.0	...q	29.87	21.09	1528	25.52	+14.3
JPMCh pfY	JPMpF	1.53	5.9	...	26.89	25.00	75	25.88	+2.1
JPMCh pfG	JPMpG	1.52	5.9	...	27.16	25.03	55	25.99	+1.8
▲JPMCh pfC	JPMpC	...	...	...	25.93	25.55	719	25.93	+1.0
JPM FTLgC	JFT	...	...	...q				42.00	
JPMCh pfH	JPMpH	1.54	5.9	...	27.38	25.11	43	26.03	+1.0
JRJR Ntw	JRJR	...	...	...dd	.17	.10		.13	
Jabil	JBL	.32	1.1	32	31.77	21.49	1730	28.39	+14.5
JacobsEng	JEC	.68f	1.0	25	82.24	55.17	1094	67.89	+16.1
JaggedPk n	JAG	...	...	...	14.98	8.47	1470	10.72	+17.5
JHardie s	JHX	.38e	3.1	57	18.66	10.00	15	12.27	+4.5
Jan HlFit n	FITS	...	...	...					
JanTailRsk	TRSK	.24e	.8	...q	30.19	29.19		29.57	
AlpVSVolLC	SPXH	.51e	1.5	...q	34.17	33.34		33.55	
Jan ShDur n	VNLA	...	...	...	50.21	48.90	120	49.39	+.8
JanusHn n	JHG	1.44	6.2	...	36.51	19.00	915	23.24	+12.2
JpnSmCap	JOF	.13e	1.5	...q	10.79	7.96	17	8.73	+4.9
Jarden	JAH	...	...	53				58.97	
JeffrFn	JEF	.40	2.0	9	25.45	16.20	2096	20.35	+17.2
JeldWen n	JELD	...	...	...cc	38.22	13.28	433	18.23	+28.3
JernignC n	JCAP	1.40	6.5	11	22.05	16.62	62	21.61	+9.0
Jianpu n	JT	...	...	...	7.78	3.49	429	6.27	+50.4
JinkoSolar	JKS	...	...	13	21.35	7.11	405	16.52	+67.0
JBeanTch	JBT	.40	.5	32	123.90	66.28	237	83.30	+16.0
JHMultLgC	JHML	.10p	...	...q	37.99	30.02	44	35.46	+10.6
JH MultMdC	JHMM	.08p	...	...q	37.17	28.57	167	34.55	+13.5
JH MultCns	JHMC	.07p	...	...q	33.58	26.55	2	31.32	+11.6
JH MultFin	JHMF	.08p	...	...q	39.69	29.12	7	34.92	+11.5
JH MultHltC	JHMH	.05p	...	...q	36.47	29.46	4	34.27	+8.7
JH MultTch	JHMT	.09p	...	...q	48.43	36.72	5	45.69	+16.1
JH MultEn	JHME	...	...	...	33.93	21.13	4	26.16	+14.7
JH MultMat	JHMA	...	...	...	36.38	26.87	0	31.20	+9.7
JH SmCap n	JHSC	...	...	...	29.62	21.38	44	26.01	+15.0
JH MultDev	JHMD	...	...	...	31.26	24.69	9	27.34	+7.1
JH MultUt	JHMU	...	...	...	31.04	25.73	4	29.89	+5.4
JH MulCnSt	JHMS	...	...	...	28.05	23.43	3	26.00	+5.9
JH MultInd	JHMI	...	...	...	38.03	28.57	2	35.02	+15.6
JH HedgEq	HEQ	1.50	10.3	...q	17.68	11.82	48	14.56	+11.3
JH TxAdY	HTY	1.28	18.4	...q	9.67	6.12	21	6.94	+4.5
JohnJn	JNJ	3.60	2.7	22	148.99	118.62	3910	134.31	+4.1
JohnContl n	JCI	1.04	3.0	24	40.33	28.30	2654	34.65	+16.9
JonesLL	JLL	.82	.5	25	178.75	119.79	379	164.52	+30.0
Jumei Intl	JMEI	...	...	28	3.38	1.44	527	2.55	+39.3
JnprNtwk	JNPR	.76f	2.8	14	30.80	23.61	2956	26.96	+.2
Jupai n	JP	.40f	10.3	3	26.66	3.70	124	3.87	-11.8
JustEngy g	JE	.41	...	1	5.09	2.80	186	3.46	+4.8
JustEn pfA	JEpA	...	...	...	25.09	15.09	6	19.01	+3.1

- K -

Name	Ticker Symbol	Div	Yield	PE	52-week High	52-week Low	Vol 1000s	Last	YTD %Chg
▲K12	LRN	...	...	23	32.38	12.72	201	31.98	+29.0
KAR Auct	KAR	1.40	2.6	18	64.55	45.36	558	54.18	+13.5
KB FnclGp	KB	...	...	...	62.15	39.22	121	40.75	-2.9
KB Home	KBH	.10	.4	14	31.83	16.82	1578	22.67	+18.7
KBR Inc	KBR	.32	1.8	13	22.22	13.90	1663	17.93	+18.1
KCAPFn 19	KAP	1.84	7.3	...	26.19	25.16		25.36	
KKR	KKR	1.31e	5.6	11	25.10	18.30	6796	23.39	+19.2
KKR pfA	KKR.PRA	...	...	...	27.32	24.60	12	26.56	+2.7
KKR pf B	KKRpB	1.63	6.2	...	26.89	25.15	6	26.29	+1.3
KKR Inco	KIO	1.50a	9.8	...q	17.02	13.28	131	15.37	+7.9
KKR RE n	KREF	1.72e	...	...	21.41	18.54	226	20.37	+6.4
KT Corp	KT	...	...	...	15.42	12.55	1030	13.40	-5.8
Kadant	KAI	.88	1.0	24	111.85	76.44	128	89.57	+10.0
Kadmon n	KDMN	...	...	...	5.40	1.88	323	2.26	+8.7
Kaman	KAMN	.80	1.3	39	75.08	51.34	103	60.60	+8.0
KCSo pf	KSUp	1.00	3.5	...	33.12	24.11	0	28.45	+14.7
KC Southn	KSU	1.44f	1.4	17	120.34	90.55	1304	104.90	+9.9
KaynAEnD	KED	1.60	8.7	...dd	18.53	14.90		18.45	
KA EngTR	KYE	1.32m	13.3	...q	10.35	8.30		9.89	
KA MLP	KYN	1.80	11.3	...q	19.85	12.26	711	16.00	+16.3
KAMLP pfF	KYNpF	.88	3.5	...	26.37	24.76	7	25.07	+.3
KAMidsEn	KMF	1.80m	15.6	...q	14.31	8.57	198	11.51	+19.3
KeanGrp n	FRAC	...	...	...	17.31	7.44	623	10.79	+31.9
Kellogg	K	2.24	4.0	14	74.98	54.14	3394	56.58	-.8
KelsoTch g	**KIQ**	**.03f**	**4.3**	**...**	**.96**	**.36**	**350**	**.69**	+59.4
Kemet	KEM	.20	1.1	4	29.85	15.55	949	18.82	+7.3
Kemper	KMPR	1.00f	1.3	16	87.00	50.85	298	79.42	+19.6
Kemper 54	KMPA	1.84	7.3	...	26.59	25.05	3	25.32	+.5
Kennamtl	KMT	.80	2.2	10	45.91	30.32	620	36.82	+10.6
KennWils	KW	.84f	4.1	...cc	22.28	16.00	486	20.66	+13.7
KenonHld n	KEN	1.86p	...	...	29.79	12.89	4	18.16	+23.1
KeurDrPep	KDP	.60	2.1	6	28.81	18.20	3401	27.93	+8.9
KeyEngy	KEG	...	...	...dd	18.40	1.59	72	1.97	-4.8
Keycorp	KEY	.56	3.3	10	22.40	13.66	6432	17.02	+15.2
Keycorp pfI	KEYpI	...	...	...	28.50	24.50	12	26.94	+4.3
Keysight	KEYS	...	...	92	79.83	43.49	2387	79.02	+27.3
KilroyR	KRC	1.82	2.5	16	77.73	59.05	588	73.39	+16.7
KimbRoy n	KRP	1.60e	8.8	...	24.50	13.01	44	18.20	+34.0
KimbClk	KMB	4.12	3.5	25	120.48	97.10	1415	116.85	+2.6
Kimco	KIM	1.12	6.3	18	17.96	13.16	2566	17.68	+20.7
Kimco pfI	KIMpI	1.50	5.9	...	25.50	23.12	2	25.22	+5.1
Kimco pfJ	KIMpJ	1.38	6.0	...	24.69	20.16	17	22.94	+8.7
Kimco pfK	KIMpK	1.41	6.0	...	24.82	21.06	6	23.51	+9.1
Kimco pfL	KIMpL	...	...	...	23.55	19.17	15	21.91	+11.2
▲KindMorg	KMI	.80	4.2	19	18.79	14.62	13248	18.88	+22.8
KindM pfA	KMIpA	...	...	...	35.98	29.90		30.15	
Kingsway	KFS	...	...	...dd	5.75	1.82	80	2.59	-9.8
Kinross g	KGC	...	...	25	4.30	2.38	23818	3.26	+.6
KirbyCp	KEX	...	...	32	94.05	60.63	283	75.53	+12.1
KirklLak n	KL	.10e	...	...	33.58	13.21	977	33.25	+27.4
KiteRlty pf	KRGp	2.06	8.2	...				25.03	
KiteRlty	KRG	1.27	7.5	6	17.75	13.66	498	16.87	+19.7
KlondexM g	KLDX	...	...	...	2.56	1.29		2.16	
KnSwftT rs	KNX	.24	.7	21	50.35	23.27	2926	34.01	+35.7
Knoll Inc	KNL	.60	2.9	12	24.29	15.72	120	20.77	+26.0
KnotOffsh	KNOP	2.08	11.3	...	22.75	17.18	149	18.44	+2.8
Knowles	KN	...	...	13	18.32	10.95	1069	16.00	+20.2
Kohls	KSS	2.44	3.7	11	83.28	57.89	2886	66.03	-.5
Koppers	KOP	1.00	4.2	6	46.30	15.00	119	23.59	+38.4
KoreaElc	KEP	...	...	...	17.57	10.52	157	14.88	+.9
KoreaFd	KF	.61e	...	...q	35.86	26.25	4	31.10	+11.1
KornFer	KFY	.40	.8	36	68.98	37.38	265	48.00	+21.4
KosmosEn	KOS	...	...	...dd	9.75	3.53		3.98	
KrNwChin s	KFYP	...	...	...q	37.45	20.81	0	24.81	+14.2
KrS ChIn n	KWEB	1.26p	...	...	68.00	36.03	2564	44.64	+19.0
KranChinA	KBA	.40e	...	...q	37.04	23.98	132	28.15	+15.1
KraneChCm	KCNY	.22e	.6	...q	37.87	33.09	0	34.11	+2.1
KranShFtse	KEMP	...	...	...q	28.56	20.47	1	23.76	+13.6
KrnChEnv n	KGRN	...	...	...	27.00	16.98	0	20.12	+14.8
KrnOnBelt n	OBOR	...	...	...	27.24	21.12	1	22.70	+5.0
KrS CnTc n	KEMQ	...	...	...	28.44	18.34	3	21.47	+12.9
KratonCp	KRA	...	...	9	53.99	19.13	177	28.35	+29.8
Kroger s	KR	.56f	1.9	11	32.74	22.85	7282	28.96	+5.3
KronosWw	KRO	.68	4.7	8	25.95	10.51	334	14.51	+26.0

- L -

Name	Ticker Symbol	Div	Yield	PE	52-week High	52-week Low	Vol 1000s	Last	YTD %Chg
L Brands	LB	1.20f	4.4	10	50.53	23.71	2726	27.27	+6.2
L-3 Tch	LLL	3.40f	1.6	21	223.73	158.76	307	209.04	+20.4
LAIX n	LAIX	...	...	...	16.50	7.01	8	11.50	+51.7
LCI Inds	LCII	2.40	3.0	13	119.35	59.68	186	80.71	+20.8
LG Display	LPL	...	...	...	14.64	6.75	275	8.59	+4.9
LGL Grp	LGL	...	...	22	8.00	5.10	15	6.90	+13.1
LMP CapIn	SCD	1.24f	9.8	...q	14.27	9.83	26	12.59	+17.9
LSB Inds	LXU	...	...	...dd	10.00	4.75	80	7.33	+32.8
LSC Com	LKSD	1.04	12.6	...	18.64	6.60	467	8.27	+18.1
LTC Prp	LTC	2.28f	4.8	14	48.13	34.46	243	47.09	+13.0
LaZBoy	LZB	.52f	1.7	17	39.15	25.30	239	30.54	+10.2
LabCp	LH	...	...	17	190.36	119.38	796	146.76	+16.1
LadderCap	LADR	1.30a	7.4	13	17.96	13.70	489	17.54	+13.4
LadThalFn	LTS	.05	1.7	...dd	3.84	2.15	188	2.91	+24.9
LadTh pfA	LTSpA	2.00	8.4	...	25.95	19.43	18	23.75	+.3
LadThal27 n	LTSL	1.63	7.0	...	25.17	19.73	3	23.39	+9.1
LambWst n	LW	.80f	1.2	22	83.86	53.29	2305	68.97	-6.2
Lannett	LCI	...	...	4	18.30	3.33	2575	9.35	+88.5
LaredoPet	LPI	...	...	2	11.18	3.00	12125	3.85	+6.4
LVSands	LVS	3.00	5.1	17	81.45	47.39	5091	59.37	+14.1
Latam Air	LTM	...	...	...	17.01	8.42	359	11.58	+12.4
LattDvMkt	RODM	.62e	2.2	...q	30.71	24.94	303	27.51	+6.6
LattEmMkt	ROAM	.43e	1.8	...q	27.32	21.30	19	23.71	+7.5
Latt RE n	RORE	...	...	...	16.15	13.27	0	15.76	+14.6
LattUSEqt	ROUS	.39e	...	...q	33.70	26.09	22	30.95	+11.3
LattGblSC	ROGS	.57e	1.9	...q	33.13	25.84	8	29.80	+10.6
HrtLoVol n	LVIN	...	...	...	28.87	24.14	0	26.19	+6.9
LazGlobTR	LGI	.95	6.5	...q	19.32	12.40	31	14.63	+7.4
Lazard	LAZ	1.76	4.8	10	57.37	33.54	1792	36.65	-.7

Continued on **next page**

Continued from **previous page**

NYSE

Name	Ticker Symbol	Div	Yield	PE	52-week High	52-week Low	Vol 1000s	Last	YTD %Chg
LazWldDiv	LOR	.69	7.2	...q	11.98	8.10	5	9.50	+11.5
LeafGrp	LEAF	...	...	...dd	12.05	6.65	24	8.02	+16.9
LearCorp	LEA	3.00f	1.9	11	206.36	114.45	656	155.62	+26.7
Lee Ent	LEE	...	...	...	3.30	1.84	101	2.63	+24.6
LegacyAc n	LGC	...	...	...	10.00	9.51		10.00	+1.8
LegacyA wt	LGC/WS	...	...	...				.40	
LegacyA un	LGC/U	...	...	...	10.27	9.82	9	10.24	+.6
LeggMason	LM	1.36	4.5	...dd	42.24	23.25	997	30.18	+18.3
LegMas56 n	LMHA	...	...	...	27.19	23.09	22	26.12	+8.6
LegM 5,4 56	LMHB	...	...	...	24.87	19.57	33	24.09	+18.1
LMGblInco	BWG	1.32a	11.2	...q				11.80	-1.0
LM IntLoV	LVHI	...	...	...	27.80	23.42	7	25.60	+6.1
LM EM LoV	LVHE	...	...	...	29.89	25.20	2	26.53	+3.0
LeggPlat	LEG	1.52	3.4	21	47.44	33.48	1424	44.38	+23.8
LeGS3.5s34	JBK	1.59	6.2	...	27.30	24.00	1	25.70	+2.8
LeidosHld	LDOS	1.28a	2.1	22	72.30	50.33	845	62.33	+18.2
LejuHldgs	LEJU	.20e	...	...dd	2.35	.96	13	1.57	+12.3
LendingClb	LC	...	...	70	4.55	2.46	863	3.52	+33.8
LennarA	LEN	.16	.3	9	64.90	37.29	3362	48.24	+23.2
LennarB	LEN/B	.16	.4	7	52.23	29.80	21	38.81	+23.9
Lennox	LII	2.56	1.0	31	247.31	177.36	299	244.22	+11.6
Leo Hld un	LHC	...	...	...	10.90	9.40		10.27	+1.0
LevelBr n	LEVB	...	...	...	8.48	2.54	60	4.87	+57.6
LexRltyTr	LXP	.71	7.4	17	9.69	7.59	2110	9.59	+16.8
▲LexRT pfC	LXPpC	3.25	6.5	...	51.13	47.00	0	50.20	+1.9
Libbey	LBY	.47	8.4	...dd	11.54	3.45	56	5.61	+44.6
LbtyASE	USA	.72e	11.9	...q	6.87	4.90	443	6.04	+12.3
LbtyASG	ASG	.38e	7.3	...q	7.71	4.04	135	5.22	+18.9
LibOilSv n	LBRT	.05p	...	20	23.90	12.32	377	16.78	+29.6
LibtProp	LPT	1.60	3.4	17	48.14	38.49	827	47.48	+13.4
LifeStorg	LSI	4.00	4.0	35	102.91	76.42	153	99.82	+7.3
LightInBox	LITB	...	...	...dd	2.55	.60	151	.70	-42.5
LilisEn n	LLEX	...	...	...dd	6.30	1.06	265	1.99	+45.3
LincNat	LNC	1.32	2.2	8	79.83	48.07	1534	59.92	+16.8
LincNtl wt	LNC/WS	...	...	...				82.24	
Linde	LIN	3.30	2.0	33	169.75	140.00	1104	166.50	+6.7
Lindsay	LNN	1.24	1.4	51	109.50	83.57	126	87.02	-9.6
LineCp n	LN	...	...	...	46.48	27.66	32	37.21	+9.1
LinkMotion	LKM	...	...	...	2.48	2.00		.55	
LionsGat A	LGF/A	.36	2.3	...	30.35	13.63	482	15.65	-2.8
LionsGat B	LGF/B	.36	2.4	...	28.66	12.85	291	14.90	+.1
LiqTech	LIQT	...	...	...dd	2.17	.30	772	2.04	+48.9
LithiaMot	LAD	1.16	1.4	10	119.27	67.90	478	83.85	+9.9
LiveNatn	LYV	...	...	...cc	58.26	35.94	1336	55.37	+12.4
▲LiveRamp	RAMP	...	...	...cc	51.51	18.60	1199	52.07	+34.8
Livent n	LTHM	...	...	28	19.90	11.55	1266	12.52	-9.3
LloydBkg	LYG	.47a	16.3	...	4.01	2.43	4564	2.90	+13.3
LoanCore n	LCRT	...	...	...					
LoanDpt n	LDI	...	...	...					
LockhdM	LMT	8.80f	2.9	37	363.00	241.18	888	301.00	+15.0
Loews	L	.25	.5	13	53.04	42.06	2363	45.88	+.8
LomaNeg n	LOMA	...	...	11	23.43	6.36	135	11.87	+6.6
LaPac	LPX	.13p	...	11	32.16	20.39	3134	26.62	+19.8
Lowes	LOW	1.92	1.9	23	117.70	81.16	3010	101.51	+9.9
Lubys	LUB	...	...	...dd	3.06	.99	8	1.49	+24.2
LumberLiq	LL	...	...	...dd	26.92	9.13	575	11.23	+18.0
LuxferHld	LXFR	.50	3.7	...				13.67	
Luxoft	LXFT	...	...	30	58.44	29.73	349	58.23	+91.4
Lydall	LDL	...	...	9	50.30	18.47	80	27.42	+35.0
LyonBas A	LYB	4.00	4.6	7	119.39	77.52	2172	86.32	+3.8

- M -

Name	Ticker Symbol	Div	Yield	PE	52-week High	52-week Low	Vol 1000s	Last	YTD %Chg
M&T Bk	MTB	4.00	2.4	13	197.37	133.78	620	169.14	+18.2
M&TBk pfA	MTBp	63.75	6.3	...	1029.98	950.00	0	1010.00	-1.9
M&TBk pfC	MTBpC	63.75	6.4	...	1030.00	993.94		1000.00	-1.0
MAG Slv g	MAG	...	...	...	12.00	6.12	450	8.92	+22.2
MBIA	MBI	...	...	...dd	11.62	7.13	361	9.68	+8.5
MDC	MDC	1.20b	4.2	10	30.99	23.28	517	28.47	+9.4
MDU Res	MDU	.81	3.1	22	29.62	22.73	1477	26.25	+10.1
MFA Fncl	MFA	.80	10.9	9	8.15	6.40	2754	7.34	+9.9
MFA Fn42	MFO	2.00	7.7	...	26.29	25.10	4	25.99	+2.3
MFA pfB	MFApB	1.88	7.5	...	25.88	22.35	4	24.92	+2.7
MFC Bcp	MFCB	...	...	...dd	7.66	4.00	3	6.72	+29.2
MFS CAMu	CCA	.60	5.4	...q	11.11	9.75	2	11.06	+10.6
MCR	MCR	.72a	9.3	...q	8.26	6.99	103	7.75	+5.7
MGF	MGF	.41	9.2	...q	4.68	4.29	22	4.44	-1.1
MFS HInM	CXE	.30	6.0	...q	5.18	4.53	36	4.97	+7.2
MFS HYMu	CMU	.28	6.1	...q	4.65	4.08	14	4.51	+8.2
MFS IHI	CIF	.25	10.2	...q	2.92	1.91	29	2.42	+13.1
MIN	MIN	.42	11.3	...q	4.00	3.62	187	3.72	+1.4
MFS InvG	CXH	.50	5.4	...q	9.51	8.56	2	9.40	+7.1
MMT	MMT	.52	9.3	...q	5.85	5.01	129	5.57	+8.8
MFM	MFM	.38	5.7	...q	6.88	6.04	74	6.69	+9.0
MFV	MFV	.58	10.6	...q	6.77	4.50	31	5.45	+9.9
MGIC Inv	MTG	...	...	7	14.83	9.41	1799	12.58	+20.3
MGMGrPr n	MGP	1.79f	5.7	...	31.61	25.31	1215	31.37	+18.8
MGM Rsts	**MGM**	**.48**	**1.8**	**8**	**37.13**	**21.62**	**25140**	**27.37**	+12.8
MI Homes	MHO	...	...	12	34.54	20.35	151	27.57	+31.2
MPG pfA	MPGpA	...	...	...				25.85	
MPLX LP	MPLX	2.59f	7.6	18	39.01	28.32	2938	34.23	+13.0
MRC Glbl	MRC	...	...	17	22.98	11.62	901	16.28	+33.1
MSA Safety	MSA	1.52	1.5	59	110.83	73.14	175	101.27	+7.4
MSC Ind	MSM	2.52f	2.9	14	96.58	73.28	342	85.48	+11.1
MSCI Inc	MSCI	2.32	1.3	31	184.22	134.28	345	174.13	+18.1
MSG Netw	MSGN	...	...	10	28.13	17.95	537	22.73	-3.5
MV OilTr	MVO	.76e	9.9	6	12.63	5.56	87	7.63	+9.0
MVC Cap	MVC	.60	6.7	24q	10.63	7.96	24	8.94	+8.9
MVC 22 n	MVCD	1.56	6.1	...	26.01	23.75	2	25.60	+2.4
MacQUtlDv	MFD	1.20	10.7	...q	12.81	8.75	24	11.17	+21.1
MacQGInf	MGU	1.48	7.0	...q	23.51	17.57	50	21.27	+13.1
Macerich	MAC	3.00	6.9	24	61.91	40.90	1171	43.52	+.6
MackCali	CLI	.80	3.8	10	22.26	15.86	337	21.01	+8.4
Macquarie	MIC	5.24e	12.0	8	65.59	33.71	648	43.55	+19.1
Macys	M	1.51	6.0	8	41.99	23.86	7557	25.14	-15.6
MadCvCall	MCN	.72	10.6	...q	7.94	5.72	62	6.80	+10.4
MadSqGd n	MSG	...	...	90	330.00	207.47	221	290.02	+8.3
MagellMid	MMP	3.91f	6.6	17	72.90	54.25	767	59.12	+3.6
Magna g s	MGA	1.32	2.6	9	67.47	42.88	837	51.46	+13.2
MagnaChip	MX	...	...	4	13.06	5.75	431	7.00	+12.7
Maiden prA	MHpA	2.06	28.8	...	25.27	6.00	35	7.16	-22.6
Maiden pfC	**MHpC**	**1.78**	**26.7**	**...**	**24.10**	**5.00**	**13**	**6.66**	-20.8
MaidnH pfD	MHpD	1.68	24.2	...	22.24	5.00	13	6.94	-15.3
MaidenHld n	**MHLA**	**.60**	**3.8**	**...**	**22.24**	**13.65**	**17**	**15.85**	-7.3
MaidHld 43	**MHNC**	**1.94**	**9.8**	**...**	**24.25**	**16.33**	**21**	**19.70**	-16.5
MainStCap	MAIN	2.28f	6.1	11	40.77	31.95	485	37.43	+10.7
MainStC 23	MSCA	1.53	5.9	...	25.89	25.40		25.79	
MainSDTMu	MMD	1.18	5.9	...q	20.29	18.54	96	20.05	+2.7
Majesco n	MJCO	...	...	...cc	9.27	4.93	22	7.25	+2.3
Mallinckdt	MNK	...	...	...	36.65	11.65	865	21.78	+37.8
ManchUtd	MANU	.36	1.9	1	27.70	16.91	122	19.20	+1.2
Manitowc rs	MTW	...	...	...	35.85	13.22	321	16.93	+14.6
ManngNap	MN	.08m	3.4	10	3.85	1.65	42	2.33	+32.4
ManpwrGp	MAN	2.02f	2.4	9	124.37	61.57	905	83.62	+29.0
Manulife g	MFC	1.00f	...	...	20.15	13.33	3674	16.04	+13.0
MarathnO	**MRO**	**.20**	**1.2**	**...dd**	**24.20**	**12.57**	**35966**	**16.91**	+17.9
MarathPt s	MPC	2.12	3.3	9	88.45	54.29	4775	64.04	+8.5
MarcusMill	MMI	...	...	23	41.45	29.90	247	39.75	+15.8
Marcus	MCS	.60	1.5	32	45.82	24.35	457	40.64	+2.9
MarineP	MPX	.48f	3.4	25	24.82	13.19	54	13.92	-17.7
MarineMx	HZO	...	...	18	26.11	16.40	333	18.59	+1.5
Markel	MKL	...	...	57	1228.32	954.39	37	1010.38	-2.7
MarriotVac	VAC	1.80f	1.9	15	150.00	60.68	380	92.79	+31.6
MarshM	MMC	1.66	1.8	25	92.15	74.30	1140	90.15	+13.0
MartMM	MLM	1.92	1.0	27	232.88	150.75	1710	187.49	+9.1
Masco	MAS	.48	1.3	19	43.69	27.03	2805	37.25	+27.4
Masonite g	DOOR	...	...	11	73.40	43.76	130	57.13	+27.4
Mastec	MTZ	...	...	10	54.70	37.24	1365	43.14	+6.4
MastechD s	MHH	...	...	17	11.49	4.80	6	7.02	+11.5
MasterCrd	MA	1.32	.6	51	225.35	165.58	2775	219.81	+16.5
MatadorRs	MTDR	...	...	14	35.22	13.97	1484	18.22	+17.3
Materion	**MTRN**	**.42**	**.8**	**35**	**65.10**	**42.50**	**305**	**55.64**	+23.7
MatinasB n	MTNB	...	...	...	1.48	.32	340	1.04	+74.8
Matson	MATX	.84	2.4	6	41.96	27.73	238	34.57	+8.0
MauiLand	MLP	...	...	60	14.20	9.23	32	12.06	+21.6
MaxarTc n	MAXR	1.48	12.4	...dd	59.85	9.55		11.96	
Maximus	MMS	1.00f	1.4	21	72.45	60.00	549	71.92	+10.5
MaxLinear	MXL	...	...	25	26.03	14.87	559	22.69	+28.9
McClatch rs	MNI	...	...	...dd	10.71	5.28	2	5.86	-23.4
McCorm vot	MKC/V	2.08f	1.6	...	156.72	99.70	0	127.17	-8.4
McCorm	MKC	2.28f	1.8	18	156.00	99.53	930	127.40	-8.5
McDerl rs	MDR	...	...	3	24.18	6.10	7500	7.12	+8.9
McDnlds	MCD	4.64	2.6	27	190.88	146.84	4423	175.87	-1.0
McKesson	MCK	1.56	1.2	11	160.87	106.11	1071	134.39	+21.7
McEwenM	MUX	.01	.6	...dd	2.52	1.62	1413	1.79	-1.6
Mechel pf	MTLp	...	...	...	1.34	.60	20	.77	+16.7
Mechel rs	MTL	...	...	...	5.25	1.95	16	2.27	+14.6
Medequit n	MRT	.84	7.7	...	11.85	6.27	300	10.84	+58.5
MedProp	MPW	1.00	5.5	21	18.56	11.97	3220	18.33	+14.0
Medifast	MED	3.00f	2.3	58	260.98	61.96	285	131.83	+5.4
MedleyCap	MCC	.20m	6.6	...dd	4.45	2.59	271	3.05	+14.7
MedleyC 23	MCV	1.53	6.1	...	25.98	23.45	4	25.00	+1.0
MedleyC 21	MCX	1.63	6.5	...	25.79	24.02	0	25.25	+2.2
Medley n	MDLX	.22p	...	...	25.09	17.05	11	18.90	-6.6
Medley24 n	MDLQ	...	...	...	25.57	19.01	9	21.24	-4.0
MedleyMgt	MDLY	.80	20.1	...dd	7.10	3.10	34	3.99	+3.4
Mednax	MD	...	...	9	63.04	31.68	2155	35.80	+8.5
Medtrnic	MDT	2.00	2.2	55	100.15	76.41	4644	91.23	+.3
MegalFn un	MFACU	...	...	...	10.17	9.90		10.15	+.7
Merck	MRK	2.20	2.8	29	80.19	52.83	8054	78.94	+3.3
MercGn	MCY	2.51	4.8	30	61.83	42.34	593	52.68	+1.9
Meredith	MDP	2.30f	4.2	...cc	62.40	47.30	438	54.97	+5.8
Meritage	MTH	...	...	12	48.70	32.02	387	43.98	+19.8
Meritor	MTOR	...	...	6	27.43	15.01	405	21.05	+24.5
MerL pfK	MERpK	1.61	6.4	...	26.54	25.22		25.00	
MerL pfP	MERpP	1.84	7.0	...	26.89	26.06		26.35	
ML CZN46	PIY	2.09	17.4	...	17.60	9.50	1	11.99	+21.1
MLRRD29	PYS	1.58	9.4	...	20.15	13.25	27	16.77	+12.5
MLGS flt	PYT	.76	3.7	...	22.60	18.44	2	20.40	+4.9
MLIdxPl33	IPB	1.51	5.8	...	29.00	25.28		26.02	-.9
MesaRoyl	MTR	1.46e	12.5	11	16.30	9.48	3	11.65	+7.4
Mesab	MSB	3.00e	...	...	32.68	21.60	72	28.38	+19.8
Methode	MEI	.44	1.6	20	45.45	20.99	202	27.57	+18.4
MetLife	MET	1.68	3.8	10	48.92	37.76	6062	43.80	+6.7
MetLfe pfA	METpA	1.02	4.4	...	25.80	19.77	18	23.35	+11.6
MetroBkH n	MCB	...	...	...	55.00	29.05	6	36.43	+18.1
MettlerT	MTD	...	...	46	674.05	500.74	151	662.91	+17.2
MexcoEn	MXC	...	...	...dd	14.49	2.49	1	3.66	+32.1
MexEqt	MXE	1.62e	.1	...q	13.05	9.29	4	10.85	+7.7
MexEqt pf	MXEp	...	...	...				15.11	
MexicoFd	MXF	.80e	5.7	...q	17.12	12.00	26	14.12	+6.6
MicrFoc n	**MFGP**	**...**	**...**	**...**	**29.87**	**12.67**	**1102**	**22.03**	+28.0
MicrSol n	MICR	...	...	...dd	3.96	2.35	0	2.52	-5.3
MidAAptt	MAA	3.84f	3.7	19	104.98	85.16	574	103.63	+8.3
MdAApt pfI	MAApI	2.13	3.4	...	67.25	60.57		62.00	-2.1
MidsthBcp	MSL	.04	.4	94	16.15	10.07	16	11.32	+6.8
MidstPet	MPO	...	...	...	15.18	6.22	134	9.39	+25.0
Milacron n	MCRN	...	...	...	22.62	11.35	179	13.98	+17.6
MilestnSci	MLSS	...	...	...	1.10	.26	50	.36	+7.2
MHowHiInc	HIE	1.39	11.9	...q	13.10	8.75	81	11.65	+22.2
MillerInds	MLR	.72	2.4	16	30.84	22.80	25	30.36	+12.4
MinTech	MTX	.20	.3	14	80.80	47.07	145	57.39	+11.8
MissP pfD	MPpD	1.31	5.2	...	26.28	24.63		25.16	
Mistras	MG	...	...	23	23.60	13.66	33	15.25	+6.1
MitsuUFJ	MUFG	...	...	...	7.44	4.64	702	5.22	+7.2
MiX Tele	MIXT	.22e	...	...	21.00	13.01	73	17.96	+14.8
MizuhoFn	MFG	...	...	...	3.82	2.92	401	3.11	+3.7
MobileTele	MBT	.53e	6.9	1	12.80	6.64	4174	7.72	+10.3
Model N	MODN	...	...	...dd	20.33	12.60	101	16.91	+27.8
Modine	MOD	...	...	11	25.75	9.75	154	15.43	+42.7
Moelis&Co	MC	2.00f	4.3	34	67.65	32.66	515	46.17	+34.3
Mohawk	MHK	...	...	10	257.46	109.35	889	138.80	+18.7
MolinaHlth	MOH	...	...	...dd	154.06	71.07	986	136.08	+17.1
MolsCoor A	**TAP/A**	**1.64**	**2.6**	**6**	**85.50**	**58.93**	**1**	**63.00**	+1.9
MolsCoorB	TAP	1.64	2.7	10	82.29	54.17	2388	59.84	+6.6

Name	Ticker Symbol	Div	Yield	PE	52-week High	52-week Low	Vol 1000s	Last	YTD %Chg
MonRE	MNR	.68	5.0	27	17.51	11.88	741	13.69	+10.4
MonRE pfB	MNRpB	1.97	7.9	...				25.03	
MonRE pfC	MNRpC	1.53	6.4	...	24.75	21.31	17	24.00	+5.5
Moodys	MCO	1.76	1.1	29	187.98	129.26	1379	163.73	+16.9
Moog A	MOG/A	1.00	1.1	24	93.80	68.37	130	93.08	+20.1
Moog B	MOG/B	1.00	1.1	23	91.58	72.60		91.33	+18.4
MorgStan	MS	1.20	2.9	9	59.38	36.74	10413	40.72	+2.7
MorgSt pfE	MSpE	1.78	6.3	...	29.20	25.85	26	28.14	+6.7
MorgSt pfF	MSpF	1.72	6.3	...	28.59	25.35	38	27.16	+4.9
MorgSt pfI	MSpI	1.59	6.0	...	27.61	24.75	37	26.46	+4.9
MorgS pfG	MSpG	1.66	6.5	...	26.87	24.97	22	25.53	+1.2
MorgSt pfK	MSpK	...	...	...	26.89	23.85	70	25.37	+4.5
MS Asia	APF	.14e	.8	...q	19.08	14.11	7	17.43	+6.0
MS China	CAF	1.74e	...	...q	27.75	17.52	88	20.52	+12.4
MS CushHi	MLPY	1.28e	20.6	...q	7.17	5.26		6.21	+13.9
MS EMD	MSD	.57e	6.4	...q	9.68	8.03	64	8.97	+9.0
MSEMDDbt	EDD	.80m	12.0	...q	8.12	5.91	244	6.69	+10.4
MSEmMkt	MSF	.05e	.3	...q	19.19	14.93	88	16.43	+2.0
MS icb	ICB	.54a	2.9	...q	19.00	18.33		18.59	
MS India	IIF	.04e	...	...q	27.35	17.21	15	19.01	-5.2
MSJCP97	HJV	1.75	23.6	...	14.50	6.01	9	7.40	+19.7
MkVRMB	CNY	...	...	...q	49.16	39.30	1	44.21	+2.5
MkVRupee	INR	.20p	.5	...q	45.42	36.99		40.90	+.1
MSDLEur	URR	...	...	...q	21.49	13.16		16.38	-5.2
MSDSEur	DRR	...	...	...q	60.00	44.47		59.19	+5.3
MorgSt pfA	MSpA	1.01e	5.1	...	23.95	18.02	181	19.65	+3.6
MosaicAc n	MOSC	...	...	...cc	9.90	9.49		9.88	
Mosaic	MOS	.10	.3	50	37.37	22.90	3145	31.94	+9.3
MotrlaSolu	MSI	2.28	1.7	25	138.32	99.64	956	137.19	+19.3
Movado	MOV	.80	2.4	81	53.73	28.76	261	33.04	+4.5
Mueller	MLI	.40	1.3	23	33.89	21.49	207	31.99	+36.9
MuellerWat	MWA	.20	1.9	30	12.59	8.47	936	10.67	+17.3
MurphO	MUR	1.00	3.5	...cc	36.53	21.51	2081	28.82	+23.2
MurphUSA	MUSA	...	...	14	88.34	61.05	275	74.81	-2.4
MyersInd	MYE	.54	3.2	34	25.70	14.24	95	16.87	+11.6
Myomo n	MYO	...	...	...dd	5.52	1.25	61	1.27	-11.8
Myovant n	MYOV	...	...	...dd	27.45	13.07	52	21.49	+31.0

- N -

Name	Ticker Symbol	Div	Yield	PE	52-week High	52-week Low	Vol 1000s	Last	YTD %Chg
NCI BldSy	NCS	...	...	6	23.35	6.66	1183	7.77	+7.2
NCR Corp	NCR	...	...	24	35.96	20.93	2098	27.06	+17.2
NGL EnPt	NGL	1.56	11.8	...dd	13.65	8.71	1974	13.19	+37.5
NGL En pfB	NGLpB	2.25	9.4	...	25.56	19.53	28	24.04	+13.7
NL Inds	NL	...	...	3	10.10	2.95	22	4.47	+27.4
NRC Grp	NRCG	...	...	...	11.00	6.41	16	9.13	+19.3
NRC Gp wt	NRCG/WS	...	...	...					
NRG Egy	NRG	.12	.3	69	43.08	24.20	2409	42.61	+7.6
NTN Buzz rs	NTN	...	...	...dd	8.40	1.80	9	3.00	+53.8
NVR	NVR	...	...	17	3250.00	2040.71	24	2656.58	+9.0
nVent El n	NVT	...	...	...	29.84	19.71	862	26.37	+17.4
Nabors	NBR	.24	7.7	...dd	8.87	1.81	6549	3.12	+56.0
NACCO	NC	.66	1.9	4	44.10	28.77	11	35.37	+4.3
NamTai	NTP	.28	3.2	...dd	13.90	8.24	9	8.79	+1.3
NanoViric	NNVC	...	...	...dd	1.05	.20	79	.42	+111.0
Nashville	NASH	.75e	.7	...q				29.00	
NatBkHldg	NBHC	.68	2.0	19	41.44	29.26	151	33.73	+9.3
NatFuGas	NFG	1.70	2.9	18	59.15	48.43	353	58.35	+14.0
NatGrid	NGG	3.09e	5.7	...	59.82	46.36	528	54.36	+13.3
NtHlthInv	NHI	4.00	4.8	21	84.23	62.71	144	83.23	+10.2
NHltcre	NHC	2.00f	2.4	31	84.90	57.50	32	83.50	+6.4
NOilVarco	NOV	.20	.7	...dd	49.08	24.27	3067	29.03	+13.0
NatPresto	NPK	1.00a	.8	...	140.33	88.80	25	127.46	+9.0
NatRetPrp	NNN	2.00	3.8	24	54.56	36.25	1306	52.30	+7.8
NRetP pfE	NNNpE	1.43	5.7	...	25.43	22.15	5	25.02	+8.8
NtRetP pfF	NNNpF	1.30	5.5	...	24.52	20.20	14	23.46	+12.2
NatlStor n	NSA	1.20f	4.2	92	32.28	23.10	285	28.49	+7.7
NtStorAf pfA	NSApA	...	...	...	25.43	21.35	10	24.50	+9.1
NtWst pfC	NWpC	1.94	7.6	...				25.59	
Nationstar	NSM	...	...	7	19.88	16.52		18.27	
NatxIntV n	MVIN	...	...	...	46.18	38.51		41.51	+5.5
NatGsSvcs	NGS	...	...	53	28.10	15.42	12	18.04	+9.7
NatrlGroc	NGVC	...	...	16	24.50	6.73	159	14.79	-3.5
▲NatRsPt rs	NRP	1.80	4.3	12	40.17	27.15	68	41.47	+8.4
Natuzzi	NTZ	...	...	...	1.76	.75	30	1.11	+40.9
Nautilus	NLS	...	...	11	17.20	6.77	496	7.76	-28.8
NavideaBio	NAVB	...	...	...dd	.42	.10	518	.18	+72.8
▲NavigCons	NCI	.20	.7	24	26.76	18.14	374	26.91	+11.9
NavigatrH	NVGS	...	...	...	13.55	8.70	74	10.04	+6.8
NaviosAc rs	NNA	...	...	...	14.21	2.90	57	7.45	+129.2
Navios pfG	NMpG	2.19	38.9	...	15.50	2.83	34	5.63	+82.2
Navios rs	NM	...	...	...	13.65	2.00		3.20	
NavMH pfH	NMpH	2.16	38.4	...	15.70	2.90	18	5.63	+89.6
NaviosMar	NMM	.08	7.9	...	2.18	.78	447	1.01	+19.0
Navistar	NAV	...	...	10	44.34	23.69	397	35.50	+36.8
Navistr pfD	NAVpD	...	...	...	28.27	16.80		24.75	+4.7
NeenahP	NP	1.80f	2.6	24	96.15	56.80	524	68.04	+15.5
Nelnet	NNI	.72	1.4	11	64.00	47.59	37	52.80	+.9
NeoPhoton	NPTN	...	...	...dd	9.48	5.00	450	7.62	+17.6
Netshoes n	**NETS**	**...**	**...**	**...**	**9.28**	**.95**	**48**	**2.11**	+41.6
Netw1Tch	NTIP	.10	4.1	8	3.25	2.00	18	2.43	+9.0
NBCAInt	NBW	.74	5.9	...q	13.70	11.92	18	12.60	+4.0
NeuB HYld	NHS	.96	8.7	...q	11.35	9.15	50	11.02	+14.0
NBIntMu	NBH	.90	6.5	...q	14.65	12.45	48	13.80	+9.0
NB MLP	NML	1.26	14.7	...q				8.57	-1.4
NBNYInt	NBO	.58	4.9	...q	12.10	11.00	3	11.67	+4.9
NBRESec	NRO	.36	7.6	...q	5.27	3.85	113	4.74	+14.2
NevGCas	UWN	...	...	28	2.64	1.80	11	2.49	+4.6
NevroCorp	NVRO	...	...	...dd	94.34	34.75	513	48.95	+25.9
Nevsun g	NSU	.04	.9	...dd	4.58	2.10	6	4.50	+2.7
NewAmHi	HYB	.78a	9.3	...q	8.90	7.19	23	8.41	+11.2
NewConcEn	GBR	...	...	35	12.75	1.23	87	1.73	+23.6
NE Realty	NEN	1.28f	2.2	2	71.37	52.00	1	57.27	+2.4
NwGold g	**NGD**	**...**	**...**	**...dd**	**2.92**	**.70**	**21605**	**.92**	+21.7
NewHome	NWHM	...	...	8	12.05	4.78	47	6.86	+31.2
NwIreland	IRL	2.15e	1.8	...q	12.73	7.69	4	8.95	+7.2
NJ Rscs s	NJR	1.09	2.4	18	51.83	37.35	743	46.34	+1.5
NewMedia	NEWM	1.52f	11.3	34	19.10	10.88	361	13.42	+16.0
NwMtnFin	NMFC	1.36	9.9	11q	14.30	12.06	657	13.71	+9.0
NewOriEd	EDU	.40e	...	41	108.24	50.30	1076	77.07	+40.6
NewRelic	NEWR	...	...	...dd	114.78	63.52	905	107.08	+32.2
NewResid	NRZ	2.00	11.7	6	18.75	13.86	3170	17.03	+19.8
NewSenInv	SNR	.52	9.1	10	8.89	4.04	289	5.74	+39.3
NY CmtyB	NYCB	.68	5.7	16	14.53	8.61	5129	11.91	+26.6
NY Cmt pfA	NYCBpA	...	...	...	28.48	22.06	10	25.73	+12.8
NYCmty un	NYCBpU	3.00	6.3	...	53.45	40.30	1	47.94	+7.1
NY Times	NYT	.20f	.6	...cc	32.02	21.34	2299	31.96	+43.4
NewfldExp	NFX	...	...	9	31.46	12.45		17.07	+16.4
NewMarket	NEU	7.00	1.6	23	440.00	352.89	47	430.25	+4.4
NewmtM	NEM	.56	1.7	25	41.98	29.06	7110	33.11	-4.4
NewpkRes	NR	...	...	...dd	11.65	6.39	574	9.36	+36.2
NexGen g	NXE	...	...	...	2.53	1.57	539	1.78	
NexaRsc n	NEXA	...	...	13				18.82	
NexPtCr rs	NHF	2.40m	11.0	...q	25.13	18.37	87	21.74	+9.1
▲NxPtRsT n	NXRT	1.10f	2.9	12	38.40	23.04	50	38.23	+9.1
NxtEraLP	NEP	1.80f	4.3	30	50.66	37.31	300	41.76	-3.0
NextEra 72	NEEpI	1.28	5.3	...	25.70	21.24	18	24.15	+7.9
NextEra 73	NEEpJ	1.25	5.3	...	25.40	20.93	14	23.56	+6.7
NextEra76	NEEpK	...	...	...	25.40	21.86	35	24.87	+8.6
▲NextEraEn	NEE	4.44	2.4	13	184.41	146.86	1597	182.61	+5.1
NxtEra pfR	NEEpR	...	...	...	60.97	54.07	7	60.00	+4.1
NiSource s	NI	.80f	3.0	33	28.11	22.74	2397	26.78	+5.6
NiSource pf	NIpB	...	...	...	27.38	25.31	3	26.52	+4.0
NiaM pfB	NMKpB	3.60	3.8	...	98.52	91.00		95.35	-.9
NiaM pfC	NMKpC	3.90	4.2	...	100.00	90.40		93.66	+1.3
Nielsen plc	NLSN	1.40	5.4	15	34.86	20.53	3795	26.08	+11.8
NikeB s	NKE	.88	1.0	65	86.04	63.21	4818	84.68	+14.2
NoahHldgs	NOAH	...	...	27	69.56	34.20	93	50.15	+15.8
NobilisH n	HLTH	...	...	...	1.70	.17	121	.41	-2.6
NobleCorp	NE	.08	2.6	...dd	7.44	2.35	2658	3.08	+17.6
NobleEngy	NBL	.44	2.0	22	37.76	17.11	4804	22.01	+17.3
NobleMid n	NBLX	1.91e	...	8	56.40	26.08	236	32.15	+11.5
NokiaCp	NOK	.19e	3.0	...	6.65	5.07	18291	6.30	+8.2
NomadF n	NOMD	...	...	...	21.45	15.35	371	19.04	+13.9
Nomura	NMR	...	...	...	6.31	3.57	273	3.94	+5.9
Norbord n	OSB	1.29	4.5	...	45.45	24.18	88	28.67	+7.8
NordicAO rs	NAO/WI	...	...	...	13.00	2.90			-100.0
NordicAOff	NAO	.18	5.3	...	4.80	.29	14	3.41	+711.9
NordicAm	NAT	.23e	10.4	...dd	3.47	1.81	1339	2.20	+10.0
Nordstrm	JWN	1.48a	3.4	18	67.75	43.04	5067	43.90	-5.8
NorflkSo	NSC	3.44f	1.9	27	186.91	127.79	1468	181.73	+21.5
NortelInv	NTL	.64e	1.3	...				50.99	
NoAmEn g	NOA	.08	...	...	6.20	4.20		5.79	
NEurO	**NRT**	**.78e**	**11.3**	**10**	**9.40**	**5.12**	**36**	**6.92**	+19.3
NoWestCp	NWE	2.30f	3.5	17	67.80	50.46	367	64.99	+9.3
NDynMn g	NAK	...	...	...	1.16	.43	713	.97	+70.5
NthnO&G	NOG	...	...	32	4.49	1.47	5091	2.52	+11.5
NorthropG	NOC	4.80	1.7	30	360.88	223.63	806	280.60	+14.6
NStREur n	NRE	.60	3.5	...	17.60	10.08	7606	17.10	+17.6
NwNaturHl	NWN	1.90f	3.0	...dd	71.29	51.50	148	62.59	+3.5
NorwCruis	NCLH	...	...	14	59.66	39.36	909	52.19	+23.1
NovaBay rs	**NBY**	**...**	**...**	**...dd**	**3.85**	**.71**	**13**	**1.40**	+81.1
NovaGld g	NG	...	...	...dd	5.05	3.41	891	3.72	-5.8
Novartis	NVS	2.75e	3.1	18	92.39	72.30	2515	89.02	+3.7
NovoNord	NVO	.96e	1.9	...	54.56	41.23	2016	49.78	+8.1
NOW Inc	**DNOW**	**...**	**...**	**...dd**	**18.56**	**9.28**	**2566**	**14.47**	+24.3
NuSkin	**NUS**	**1.47**	**2.3**	**30**	**88.68**	**56.09**	**2111**	**63.45**	+3.5
Nucor	NUE	1.60f	2.7	11	69.79	49.79	4707	59.73	+15.3
Nush EnhYl	NUAG	...	...	...	24.38	22.81	12	23.44	+1.1
Nush 1-5yr	NUSA	...	...	...	24.62	24.13	1	24.44	+.5
NushLCGr	NULG	...	...	...	37.71	27.99	4	33.77	+12.2
NushLCVal	NULV	...	...	...	30.90	24.74	6	28.53	+9.1
NushMCGr	NUMG	...	...	...	34.88	24.74	8	29.81	+13.7
NushMCVal	NUMV	...	...	...	29.26	22.82	5	27.04	+13.4
NushSmCap	NUSC	...	...	...	32.44	23.26	14	28.47	+15.1
NushShTrm	NURE	...	...	...	28.15	23.79	3	28.03	+12.1
NushEsg ef	NUDM	...	...	...				27.24	
Nus AgBd n	NUBD	...	...	...	25.90	23.72	8	24.43	+.7
NushEs ef	NUEM	...	...	...				30.00	
NustarEn	NS	2.40	9.0	24	29.12	19.22	616	26.65	+27.3
NustEn pfA	NSpA	2.13	8.9	...	25.33	18.21	38	23.86	+22.9
Nustar pfB	NSpB	1.91	8.9	...	23.87	17.21	19	21.49	+19.3
Nustar pfC	NSpC	...	...	...	25.60	19.87	39	24.63	+20.0
Nustar 43	NSS	1.91	7.6	...	26.05	22.23	28	25.03	+5.0
Nutrien n	NTR	1.72	3.2	...	58.99	43.96	1041	53.83	+14.5
NuvNYVl2 n	NYV	...	...	...	14.30	12.64		14.01	+6.8
NuvCr22 n	JCO	...	...	...	9.83	8.23	27	9.53	+12.6
Nuv Mun21	NHA	...	...	...	9.88	9.25	21	9.60	+2.6
NuvHiInO n	NMZ	...	...	...	13.16	11.30	111	12.84	+10.3
Nuv Pf22 n	JPT	...	...	...	25.01	20.30	12	22.80	+10.0
Nuv 11-21 n	JHB	...	...	...	9.85	8.84	93	9.70	+9.0
NuvCA V2 n	NCB	...	...	...	16.61	14.79	1	15.82	+3.8
NvHiInDc19	JHD	...	...	...	10.05	9.72	34	9.91	+.5
Nuv RE In	JRS	...	...	...	10.43	8.02	43	10.15	+20.0
NuvMO Pr	NOM	...	...	...	14.29	11.31	0	12.47	+10.0
NuvAllCEn	JMLP	1.37	20.8	...q	8.76	5.00	67	6.59	+20.0
NuvAZ	NAZ	.80	6.4	...q	14.10	11.39	13	12.38	+4.4
NuvBldAm	NBB	1.34	6.7	...q	20.95	18.70	59	19.96	+3.1
NCaAMTFr	NKX	.86	6.5	...q	14.28	12.35	59	13.37	+5.4
NCADvA	NAC	.91	6.8	...q	13.68	12.25	107	13.40	+5.1
NCalMunV	NCA	.47	4.9	...q	9.78	8.92	17	9.46	+4.0
NuvCASel	NXC	.63a	4.5	...q	15.09	13.05	4	13.98	+5.0
NCTDv2 pfC	NGKpC	.26	2.6	...				10.02	
NCTPI	NTC	.68a	5.8	...q	11.94	11.01	4	11.76	+4.4
NuvCorEqA	JCE	1.21a	8.7	...q	16.49	11.09	35	13.86	+15.2
NvCredStr	JQC	.62	8.1	...q	8.15	6.98	671	7.64	+3.2
NvDvrsDiv	JDD	1.04	10.0	...q	12.69	8.55	26	10.36	+12.2
NuvDivA	NAD	.85a	6.4	...q	13.37	12.24	653	13.30	+6.1
NuvEnhM	NZF	.83a	6.6	...q				12.54	-1.1
NvDow30DO	DIAX	1.06	5.9	...q	20.16	14.72	75	17.88	+10.9
NuEnMLP	JMF	1.35	14.2	...p	11.83	7.44	169	9.49	+16.9
NEnhMuV	NEV	.96a	6.9	...q	14.50	12.55	15	13.83	+7.5
NuvFloat	JFR	.72	7.4	...q	11.10	8.85	143	9.76	+5.7
NuvFltOp	JRO	.76a	7.7	...q	11.30	8.69	85	9.81	+8.8
NvGADiv2	NKG	.64a	5.7	...q	12.07	10.64	7	11.34	+3.5

Name	Ticker Symbol	Div	Yield	PE	52-week High	52-week Low	Vol 1000s	Last	YTD %Chg
NuvGblHIn	JGH	1.58	10.6	...	16.60	13.21	93	14.95	+9.5
NuvHi2020	JHY	.68	6.9	...q	10.34	9.50	26	9.93	+.1
NuvEnhMu	NVG	...	...	...	15.11	13.30	450	14.42	+3.1
NNYAmtF	NRK	.70	5.7	...q	12.47	11.48	57	12.25	+5.2
NuvAmtFr	NEA	.75a	5.7	...q	13.28	12.03	522	13.09	+6.3
NuvIntMu	NID	.68	5.3	...q	12.88	11.99	72	12.87	+4.0
▲NvIntQMu	NIQ	.57	4.5	...q	12.80	11.81	43	12.80	+3.6
NMDPI	NMY	.67a	5.4	...q	12.35	11.45	17	12.24	+4.4
NvMAP	NMT	.71a	5.7	...q	13.35	11.49		12.46	+6.1
NMIQI	NUM	.74	5.7	...q	12.99	12.03	20	12.96	+4.0
NuvMNMu	NMS	.80	6.2	...q	15.15	11.86	16	12.94	+6.7
NuvMtgOp	JLS	1.52	6.6	...q	24.28	22.06	31	22.94	+2.6
NuMtgOp2	JMT	1.53	6.8	...q	23.61	21.65	9	22.50	+1.5
NuvMultM	JMM	.48	6.8	...q	7.53	6.58	2	7.03	+2.7
NvMul	NMI	.50a	4.6	...q	13.27	9.95	13	10.80	+6.5
NuvMuVal	NUV	.39a	4.1	...q	9.87	9.11	175	9.61	+3.7
Nv AMT-Fr	NUW	.78a	4.9	...q	16.27	14.30	12	15.90	+7.6
NuvNJDiv	NXJ	.82a	6.1	...q	13.39	12.34	52	13.31	+4.5
NuvNJMV	NJV	.59a	4.4	...q				13.29	-.7
NNYDvA	NAN	.80a	6.2	...q	13.27	12.02	38	12.90	+5.3
NNYMV	NNY	.39a	4.1	...q	9.80	8.82	19	9.54	-.1
NuvNYSel	NXN	.55	4.2	...q	13.59	12.26	2	13.30	+3.5
NNCPI	NNC	.59a	4.8	...q	12.64	11.60	35	12.36	+4.7
NOHQI	NUO	.80	5.6	...q	14.24	13.05	6	14.18	+6.7
NvPA	NQP	.81a	6.3	...q	12.91	12.02	9	12.89	+5.7
NuvPaMV	NPN	.62a	4.4	...q				14.31	-.6
NuvPf&Inc	JPI	1.95a	8.9	...q	24.11	18.92	67	21.88	+8.2
NvPfdInco	JPC	.80	9.0	...q	10.08	7.80	258	8.95	+7.3
NuvQPf2	JPS	.70	8.1	...q	9.79	7.32	504	8.67	+4.7
NuvREAst	JRI	1.49a	9.7	...q	16.85	13.10	90	15.40	+13.0
NuvEqtP	BXMX	1.00	7.7	...q	14.60	10.90	118	13.00	+7.7
NEqPrmG	SPXX	1.04	6.9	...q	19.88	12.81	37	15.18	+8.1
NvSMM	NIM	.31a	3.1	...q	10.00	9.31	13	9.93	+3.5
NSTFI	NXP	.55a	3.8	...q	14.65	13.63	30	14.41	+2.4
NSTFI2	NXQ	.53a	3.9	...q	13.86	13.04	34	13.72	+2.3
NSTFI3	NXR	.55a	3.8	...q	14.97	13.90	24	14.56	+1.8
NuvSnIn	NSL	.42	7.2	...q	6.65	5.30	122	5.81	+5.6
NuShDCrd	JSD	1.16a	7.6	...q	17.75	13.53	33	15.40	+7.5
Nv TA Div	JTD	1.23	7.9	...q	17.91	12.44	14	15.59	+16.3
NvTxATR	JTA	1.04	9.0	...q	14.09	9.25	46	11.45	+12.8
NTXQI	NTX	.65	5.0	...q	13.65	12.13	7	12.97	+4.7
NVAPI	NPV	.65a	5.3	...q	12.65	11.33	7	12.26	+4.6
NuverEnv n	NES	...	...	...dd	26.50	7.09	1	10.81	+31.8

- O -

Name	Ticker Symbol	Div	Yield	PE	52-week High	52-week Low	Vol 1000s	Last	YTD %Chg
OCI Ptrs	OCIP	.70e	6.1	33	11.60	8.75		11.45	
OFG Bncp	OFG	.28f	1.4	13	20.22	10.30	222	20.06	+21.9
OFG pfA	OFGpA	1.78	7.2	...	25.25	21.52	2	24.75	+2.2
▲OFG pfB	OFGpB	1.75	7.0	...	24.99	21.42	8	24.88	+2.4
OFG pfD	OFGpD	1.78	7.1	...	25.72	22.70	7	24.92	+4.0
▲OGE Engy	OGE	1.46	3.5	22	41.80	30.34	1802	41.64	+6.3
OM AsstM	OMAM	.32	2.1	16	16.20	14.52		15.35	
ONEGas	OGS	2.00f	2.4	25	87.75	62.20	305	82.75	+4.0
OaktreeC	OAK	3.59e	8.5	12	43.40	38.65	131	42.15	+6.0
OasisMid n	OMP	1.80f	9.3	43	24.21	14.98	120	19.40	+21.3
OasisPet	OAS	...	...	...dd	14.57	4.74	7702	5.92	+7.1
Obsidian g	OBE	...	...	...	1.24	.33	430	.36	-9.9
OcciPet	OXY	3.12	4.7	51	87.67	56.83	5702	66.57	+8.5
Oceaneerg	OII	.60	3.7	...cc	28.62	10.74	1840	16.12	+33.2
Och-Ziff rs	OZM	...	...	...					
OcwenFn	OCN	...	...	...dd	4.84	1.20	325	1.95	+45.5
Oi SA C	OIBR/C	...	...	...	7.02	1.53	5999	1.85	+15.6
OilStates	OIS	...	...	...dd	38.95	13.20	1693	17.21	+20.5
Oil-Dri	ODC	.96	3.4	30	46.73	24.25	14	27.89	+5.2
OldRepub	ORI	.78	3.8	18	23.05	19.48	1295	20.69	+.6
Olin	OLN	.80	3.1	6	34.42	17.87	1797	25.51	+26.9
Om Asst 31	OMAA	1.28	5.3	...	24.44	23.01		24.13	
OmegaHlt	OHI	2.64	7.2	13	40.30	25.05	2671	36.73	+4.5
Omnicom	OMC	2.60f	3.5	15	83.34	65.85	3183	74.28	+1.4
Omnova	OMN	...	...	...dd	11.90	6.28	115	7.90	+7.8
OnAssign	ASGN	...	...	32	86.13	69.77		81.88	
OnDeckCap	ONDK	...	...	58	9.41	4.17	1097	5.83	-1.2
OncoCyte n	OCX	...	...	...dd	6.92	1.10	544	3.85	+179.0
OneLibrty	OLP	1.80	6.5	17	29.44	21.70	20	27.76	+14.6
OneSmart n	ONE	...	...	...	16.00	6.71	97	8.26	+5.9
OneMain	OMF	.25p	...	16	37.29	22.47	1037	33.73	+38.9
ONEOK	OKE	3.44f	5.2	49	71.99	50.26	4027	66.68	+23.6
Ooma n	OOMA	...	...	74	17.50	9.30	23	14.79	+6.6
OppLgCap	RWL	.72e	1.4	...q	55.32	43.56	53	51.42	+10.5
Opp RUT n	OMFS	...	...	...	28.76	22.01		26.14	+13.2
OppMidCap	RWK	.59e	.7	...q	65.13	48.19	22	59.44	+16.0
OppSmCap	RWJ	.59e	.9	...q	79.48	53.86	19	68.06	+18.7
OppUltDiv	RDIV	1.15e	3.1	...q	39.93	31.73	270	37.55	+12.2
OpR1000V n	**OVLU**	**...**	**...**	**...**	**27.36**	**22.90**		**26.03**	+15.6
OpR1000L n	OVOL	...	...	...	27.27	23.75		26.72	+9.6
OpR1000S n	OSIZ	...	...	...	28.52	23.13		26.44	+13.9
OpR1000Y n	OYLD	...	...	...	26.63	22.48		25.28	+6.7
Op R1000D n	OMFL	...	...	...	29.21	23.67	6	27.62	+10.0
OpIntRev n	REFA	...	...	...	28.58	22.16	0	24.31	+6.5
OpGlbRv n	RGLB	...	...	...	28.73	23.17	1	25.55	+7.6
Opp Rev n	ESGL	...	...	...	32.92	26.51	0	30.86	+11.1
OppGlRv n	ESGF	...	...	...	32.27	25.55	0	28.67	+8.7
OppenFin	RWW	.58e	.9	...q	72.11	53.51	5	63.06	+9.3
OpEMRev n	REEM	...	...	...	29.27	23.05	1	25.23	+6.6
OppenHldg	OPY	.44	1.6	9	34.15	23.51	44	27.18	+6.4
Oracle	ORCL	.76	1.5	53	53.48	42.40	11147	51.48	+14.0
Oragenics rs	OGEN	...	...	...dd					
▼Orange	ORAN	.41e	2.8	...	18.30	14.93	346	14.84	-8.3
OrchidIsl	ORC	.96e	13.6	37	8.35	5.83	320	7.07	+10.6
OrchidsPP	TIS	1.40	127.3	2	12.75	.60	96	1.10	+17.0
OrionECarb	OEC	.80	...	59	36.55	23.12	199	27.10	+7.2
OrionGpHl	ORN	...	...	...dd	9.83	3.75	91	4.00	-6.8
Orix	IX	...	...	...	92.68	67.00	25	73.21	+2.3
OrmatTc	ORA	.53	.9	51	65.49	45.79	111	56.72	+8.5
OshRusS n	OUSM	...	...	...	29.16	22.38	16	26.51	+12.3
OshIntQ n	ONTL	...	...	...	27.59	23.70		24.38	
OshkoshCp	OSK	.96	1.2	18	87.88	51.42	653	77.75	+26.8
OsiskoGl n	OR	.20	...	...	11.01	7.00	399	10.06	+14.6
OutfrontM	OUT	1.44	6.9	18	22.36	16.81	975	21.00	+15.9
OversSh wi	OSG/WI	...	...	...				2.75	
OverSh rs	OSG	...	...	...	4.16	1.53	261	1.99	+19.9
OwensMin	OMI	.30m	4.0	5	19.16	5.83	771	7.55	+19.3
OwensCorn	OC	.88	1.6	16	88.57	40.64	812	53.62	+22.5
OwensIll	OI	.20	1.0	23	23.45	15.67	979	19.66	+14.0
▲OwensRM	ORM	.80	3.5	15	22.50	13.77	57	22.64	+20.5
OxfordInds	OXM	1.36	1.7	18	97.19	63.50	106	78.48	+10.5

P-Q

Name	Ticker Symbol	Div	Yield	PE	52-week High	52-week Low	Vol 1000s	Last	YTD %Chg
PBF Engy	PBF	1.20	3.4	11	53.91	29.09	2958	34.98	+7.1
▲PBF Logist	PBFX	2.02f	9.0	12	22.70	17.75	412	22.40	+11.4
PCM Fund	PCM	.96	8.9	...q	11.97	9.35	12	10.74	+5.8
PG&E Cp	PCG	2.12f	13.7	23	49.42	5.07	7240	15.47	-34.9
PGT Inc	PGTI	...	...	21	26.40	14.64	328	17.59	+11.0
PIMCO1-3Tr	TUZ	.34a	.7	...q	50.33	49.70	2	50.19	+.1
Pimc1-5Tip	STPZ	.53e	1.0	...q	52.06	50.70	28	51.24	+.8
Pim15TIPS	LTPZ	.42e	.7	...q	68.46	60.26	6	63.57	+1.9
PimBrdTIPS	TIPZ	.80e	1.4	...q	57.73	55.39	2	56.64	+1.1
PimLwDur	LDUR	2.82e	2.0	...q	101.42	98.44	50	99.34	+.6
PimcoTR	BOND	6.13e	5.9	...q	104.37	100.80	99	103.77	+1.0
Pim0-5HYCp	HYS	5.21e	5.3	...q	100.91	94.05	241	98.89	+4.0
PimIGBd	CORP	3.12a	3.1	...q	102.88	97.04	56	101.47	+2.4
PimShMat	MINT	.82e	.8	...q	101.69	100.93	680	101.33	+.4
PimIntMu	MUNI	1.26	2.4	...q	53.58	51.69	10	53.38	+1.1
PimSTMun	SMMU	.47e	.9	...q	50.18	49.48	0	49.95	+.2
Pim25yrZro	ZROZ	3.07e	2.7	...q	116.78	100.44	5	113.42	+.8
PJT Part n	PJT	.20	.5	...dd	61.18	35.28	72	43.83	+13.1
PLDT Inc	PHI	1.60e	7.2	...	30.83	20.49	46	22.23	+4.0
PNC pfP	PNCpP	1.65	6.3	...	28.36	25.04	57	26.33	+2.3
PNC pfQ	PNCpQ	1.34	5.4	...	25.36	22.30	25	24.67	+6.7
PNC	PNC	3.80	3.2	11	163.59	108.45	2110	120.61	+3.2
PNC wt	PNC/WS	...	...	...				88.25	
PNM Res	PNM	1.16f	2.7	21	45.35	34.30	365	43.06	+4.8
POSCO	PKX	...	...	...	87.84	52.17	123	58.86	+7.1
PPDAI n	PPDF	...	...	...	8.56	2.85	819	3.73	+3.6
PPG s	PPG	1.92	1.8	19	118.62	94.37	848	107.26	+4.9
PPG wd	PPG/WD	...	...	...				138.47	
PPL Cap 73	PPX	1.48	5.9	...	25.75	23.63	3	25.14	+2.1
PPL Corp	PPL	1.65f	5.4	13	32.46	25.30	5559	30.55	+7.8
PQ GrpH n	PQG	...	...	32	18.69	12.88	49	15.59	+5.3
PS BusPk	PSB	4.20f	2.9	30	148.43	107.91	74	146.62	+11.9
PSBPk pfU	PSBpU	1.44	5.9	...	25.67	22.55	9	24.30	+3.6
PSBPk pfV	PSBpV	1.42	5.7	...	25.43	22.61	5	25.13	+6.0
PS BusP pfY	PSBpY	...	...	...	24.16	20.07	10	22.30	+8.5
PS BusP pfX	PSBpX	1.31	5.8	...	24.77	20.21	13	22.78	+9.3
PS BsPk pfW	PSBpW	...	...	...	24.87	20.03	21	22.31	+7.8
PVH Corp	PVH	.15	.1	13	169.22	86.46	846	112.39	+20.9
PcrTrnd750	PTLC	...	...	...q	31.87	27.41	468	28.83	+.2
PcrTrnd450	PTMC	...	...	...q	33.96	29.70	98	30.91	+.2
PcrTrnd100	PTNQ	...	...	...q	36.44	29.85	58	32.73	+.2
PacrCash n	GCOW	...	...	...	32.01	26.76	11	29.90	+7.1
PacrTrendp	PTEU	...	...	...	32.89	24.98	37	25.12	+.3
Pacr Wlth n	PWS	...	...	...	27.22	23.18	21	24.22	+.4
Pac Cash n	CALF	...	...	...	32.73	21.63	15	26.18	+12.9
PacDvCsh n	ICOW	...	...	...	30.34	23.12	6	26.44	+10.0
PacCashCow	COWZ	...	...	...				28.80	
PacifCstOil	ROYT	.15e	7.9	4	2.95	1.48	168	1.87	+14.0
PacDrill rs	PACD	...	...	...dd				.38	
PacGE pfA	PCGpA	1.50	7.2	...	28.20	13.52	6	20.96	+9.3
PacGE pfB	PCGpB	1.37	7.4	...	24.95	12.19	1	18.56	+8.2
PacGE pfC	PCGpC	1.25	7.3	...	23.49	11.00	1	17.05	+8.3
PacGE pfD	PCGpD	1.25	7.4	...	22.64	10.85	0	17.00	+7.9
PacGE pfE	PCGpE	1.25	7.3	...	22.51	10.25	0	17.08	+8.5
PacGE pfG	PCGpG	1.20	7.0	...	22.47	11.05		17.20	+15.1
PacGE pfH	PCGpH	1.12	6.5	...	22.51	11.50		17.34	+24.0
PacGE pfI	PCGpI	1.09	6.5	...	22.23	10.23	1	16.80	+22.2
Pacif pf	PPWp	5.00	5.0	...				100.26	
PackAmer	PKG	3.16	3.2	15	124.70	77.90	654	97.36	+16.7
Pagsegur n	PAGS	...	...	32	39.97	17.02	1632	23.38	+24.8
PalatinTch	PTN	...	...	...	1.59	.59	981	.78	+10.6
PaloAltNet	PANW	...	...	...dd	239.50	153.43	1093	225.16	+19.5
PampaEng	PAM	...	...	...	66.19	24.93	240	37.82	+18.9
PanhO&G	PHX	.16	1.0	18	22.25	14.24	28	15.80	+1.9
ParPetr rt	PARR/r	...	...	...				.06	
ParPetrol	PARR	...	...	21	18.00	17.10		17.87	
▲ParTech	PAR	...	...	92	26.66	8.37	108	26.63	+22.4
ParaGold n	PZG	...	...	3	1.64	.81	37	.96	+15.1
ParamtGp	PGRE	.40	2.8	...	16.05	12.18	1795	14.54	+15.8
Paretem rs	TEUM	...	...	...dd	3.59	1.84		2.25	
ParkEl	PKE	.40	2.3	13	19.69	13.40	161	17.36	+17.9
ParkHot n	PK	2.80f	9.4	...	34.27	23.91	1395	29.82	+14.8
ParkNatl	PRK	4.04f	4.1	14	119.00	79.27	41	98.40	+15.8
ParkerHan	PH	3.04	1.8	21	193.19	140.82	809	169.07	+13.4
ParsleyEn	PE	...	...	21	33.43	14.17	6649	18.45	+15.5
PartRe pfF	PREpF	1.47	5.8	...	27.26	21.71		25.40	+7.9
PartRe pfG	PREpG	1.63	6.3	...	26.94	23.48	15	25.70	+4.2
PartRe pfH	PREpH	1.81	6.8	...	28.56	24.26	16	26.69	+6.0
PartRe pfI	PREpI	1.47	5.9	...	25.95	21.01	19	25.11	+10.3
PartyCity n	PRTY	...	...	11	16.95	8.24	608	10.97	+9.9
PaycomSft	PAYC	...	...	51	179.22	83.40	1184	178.38	+45.7
PeabodyE n	BTU	.52	1.7	...	47.84	29.08	895	30.86	+1.2
PeabEn pfA	BTUp	2.13	...	...					
Pearson	PSO	.80e	6.7	...	13.19	9.03	142	11.89	-.4
Pebblebrk	PEB	1.52	4.7	18	41.65	26.59	840	32.21	+13.8
Pebble pfC	PEBpC	1.63	6.4	...	25.96	23.00	7	25.52	+8.5
Pebbleb pfD	PEBpD	2.09	8.2	...	25.88	21.35	9	25.46	+9.7
Pedevco rs	PED	...	...	...	4.44	.28	34	1.52	+100.8
Pembina g	PBA	1.56	...	27	36.84	28.30	609	36.28	+22.3
Penney	JCP	...	...	...dd	4.75	.92	6552	1.38	+32.7
PennaRE	**PEI**	**.84**	**12.4**	**9**	**12.45**	**5.60**	**3358**	**6.75**	+13.6
PenRE pfB	PEIpB	1.84	8.9	...	25.07	14.72	16	20.62	+26.1
PenRE pfC	PEIpC	1.80	8.9	...	24.48	14.30	55	20.17	+25.4

Continued on **next page**

Continued from **previous page**

NYSE

Name	Ticker Symbol	Div	Yield	PE	52-week High	52-week Low	Vol 1000s	Last	YTD %Chg
PenRE pfD	PEIpD	1.72	8.5	...	23.65	13.26	56	20.20	+30.0
PennyMFn	PFSI	.47	...	10	25.20	18.77		19.99	
PennyMac	PMT	1.88	9.4	21	21.41	16.42	2046	20.00	+7.4
Penny pfA	PMTpA	2.03	7.9	...	25.80	22.56	8	25.58	+7.6
PennyM pfB	PMTpB	...	...	...	25.38	22.52	9	25.19	+7.5
Penske	PAG	1.52f	3.5	10	53.84	38.49	516	43.27	+7.3
Pentair	PNR	.72f	1.7	13	73.07	35.30	1025	41.83	+10.7
Penumbra n	PEN	...	...	...cc	167.35	88.80	137	153.54	+25.6
▲PerfFood n	PFGC	...	...	28	39.45	28.05	638	39.22	+21.5
PerkElm	PKI	.28	.3	36	98.33	70.83	307	93.35	+18.8
PermRck n	PRT	...	...	...	16.69	5.45	74	9.29	+56.9
Prmian	PBT	.61e	8.4	20	10.30	5.52	76	7.22	+22.4
PermvRoy	PVL	1.45e	57.5	7	4.41	1.70	55	2.52	+34.0
Perrigo	PRGO	.76	1.6	18	90.72	36.28	680	48.60	+25.4
Perspecta n	PRSP	...	...	...cc	26.64	15.74	2485	20.64	+19.9
PetChina	PTR	.70e	1.1	...	85.02	59.21	60	63.89	+3.8
PetrbrsA	PBR/A	...	...	...	15.51	7.55	12065	14.44	+24.6
Petrobras	PBR	...	...	...	17.20	9.02	18571	16.72	+28.5
Pfenex	PFNX	...	...	...dd	8.42	3.12	58	3.91	+22.6
Pfizer	PFE	1.44f	3.4	17	46.47	34.03	18847	41.97	-3.8
Pfizer wd	PFE/WD	...	...	...				28.25	
PhlpsSelEn	DSE	1.26	25.5	...	6.41	3.62	136	4.95	+26.0
PhilaEn n	PESC	...	...	...					
PhilipMor	PM	4.56	5.6	20	109.90	64.67	5605	81.85	+22.6
PhilipsNV	PHG	.88e	2.2	...	46.67	32.98	621	39.21	+11.7
Phillips66	PSX	3.20	3.3	8	123.97	78.44	2701	95.65	+11.0
Phill66LP	PSXP	3.17f	6.2	14	55.00	40.76	525	51.47	+22.2
PhoenixCo n	PFX	...	...	...					
PhxNMda	FENG	...	...	84	6.00	2.83	71	3.37	+5.3
PhysRltTr	DOC	.92	5.0	64	18.66	14.13	1254	18.46	+15.2
PiedmOfc	PDM	.84	4.1	9	20.78	16.43	861	20.49	+20.2
Pier 1	PIR	.28	31.6	...dd	3.70	.28	1191	.89	+189.5
PimEnTac n	NRGX	...	...	...	21.50	19.95	124	20.90	+3.5
PimUS Eq n	MFUS	...	...	...	30.22	24.12	3	27.64	+9.6
Pim IntEq n	MFDX	...	...	...	27.22	21.80	2	23.86	+6.8
PimEmMkt	MFEM	...	...	...	27.51	21.67	2	23.40	+5.9
PimcoCA	PCQ	.92	5.4	...q	17.29	14.35	11	17.14	+6.1
PimcoCA2	PCK	.65	7.7	...q	8.87	7.55	36	8.39	+7.2
PimcCA3	PZC	.72	6.6	...q	11.05	9.02	35	10.87	+14.1
PimcoCp&I	PCN	1.35	8.4	...q	19.25	13.35	82	16.14	+8.4
PimCpOp	PTY	1.56a	9.4	...q	18.93	13.30	191	16.64	+8.5
PimDyCrd	PCI	1.97	8.6	...q	24.65	19.35	330	22.86	+8.6
PimDyInco	PDI	2.65a	8.5	...q	34.04	26.68	289	31.22	+7.0
PimcIncStr	PFL	1.08	9.5	...q	12.54	10.11	118	11.37	+4.6
PimIncStr2	PFN	.96	9.4	...q	10.87	8.88	126	10.23	+7.3
PimStPls	PGP	2.20	15.5	...q	16.40	9.72	43	14.22	+21.7
PimcoHiI	PHK	1.24	14.2	...q	9.04	7.35	343	8.71	+8.7
PimIncOpp	PKO	2.28a	8.7	...q	27.98	23.21	16	26.24	+3.3
PimcoMuni	PMF	.98	7.3	...q	13.51	12.15	44	13.44	+7.1
PimcoMu2	PML	.78	5.8	...q	14.01	12.20	183	13.54	+1.7
PimcMu3	PMX	.75	6.5	...q	12.00	10.76	93	11.66	+4.7
PimcoNY	PNF	.68	5.3	...q	13.12	10.98	5	12.90	+10.3
PimcoNY2	PNI	.80	6.9	...q	11.86	10.37	18	11.54	+9.7
PimcNY3	PYN	.63	6.5	...q	10.25	8.26	1	9.76	+12.8
PimcoStrIn	RCS	.96	9.5	...q	10.31	8.77	61	10.15	+4.9
PinWst	PNW	2.95f	3.3	21	92.64	73.41	637	89.54	+5.1
PionDvrsHi	HNW	1.38	9.9	...q	15.40	12.74	36	13.95	+7.3
PionEnSvc	PES	...	...	...dd	6.35	1.14	412	1.68	+36.6
PionFltRt	PHD	.72	6.9	...q	11.80	9.56	52	10.43	+6.0
PionHiIn	PHT	1.14	12.9	...q	9.64	7.76	165	8.81	+10.5
PioMuAdv	MAV	.84	7.9	...q	11.29	10.00	194	10.66	+4.5
PioMunHi	MHI	.84	7.4	...q	11.78	10.61	130	11.35	+3.6
PioNtrl	PXD	.32	.2	...cc	213.40	119.08	4698	143.08	+8.8
PiperJaf	PJC	1.54f	2.1	...dd	92.40	61.35	57	73.29	+11.3
PitnyBw	PBI	.20m	2.9	5	13.09	5.51	2116	6.99	+18.3
PitnyBw 43	PBIpB	1.67	6.9	...	25.24	19.66	22	24.35	+3.7
PivotalAc n	PVTU	...	...	...	10.12	10.09	46	10.12	+.3
PivotSft n	**PVTL**	**...**	**...**	**...**	**31.24**	**14.43**	**1932**	**20.22**	+23.7
PlainsAAP	PAA	1.95	8.1	38	27.70	19.33	1913	24.06	+20.1
PlainsGP rs	PAGP	1.70	...	10	27.00	19.17	1253	23.91	+19.0
PlanetFit n	PLNT	...	...	3	59.91	30.32	434	58.64	+9.4
PlanetGrn	PLAG	...	...	...	11.51	.13	10	2.71	+10.6
Plantron	PLT	.60	1.3	16	82.28	30.90	705	47.93	+44.8
PlatGpM rs	PLG	...	...	1	.40	.08		.16	
PlayAGS n	AGS	...	...	...	32.80	18.60	193	24.00	+4.3
PlymInd n	PLYM	1.50	9.5	...dd	18.27	10.95	9	15.77	+25.1
PlymInd pfA	PLYMpA	1.88	7.5	...	25.99	20.06	1	24.92	+12.2
PolarStarR	PSRT	...	...	...					
Polaris	PII	2.44f	2.9	20	131.25	70.27	620	85.42	+11.4
PolyMet g	PLM	...	...	...dd	1.27	.71	170	.72	-11.5
PolyOne	POL	.78f	2.4	14	45.70	26.16	548	31.99	+11.9
PortGE	POR	1.45	3.0	21	50.40	39.02	775	48.85	+6.5
▲PostHldg	POST	...	...	10	103.58	70.66	410	102.60	+15.1
PowrREIT	PW	...	...	...dd	6.92	5.10	0	5.91	+5.5
PwREIT pfA	PWpA	...	...	...	26.90	25.11	0	25.55	-.8
PS AlphaQ	PQY	...	...	...q					
PSActUSRE	PSR	2.33e	1.9	...q	79.59	73.36		79.16	
PS SPXDn	PHDG	.41e	1.3	...	30.86	26.87		28.30	
PS GrMult	PSMG	...	...	...	14.09	13.36		14.00	
PS BalMul	PSMB	...	...	...	13.68	13.15		13.48	
PS ModCon	PSMM	...	...	...	13.22	12.79		13.16	
PS Consrv	PSMC	...	...	...	12.87	12.60		12.75	
PSCrudeDS	DTO	...	...	...q	108.16	45.69	1	65.18	-35.4
PwSBMetS	BOS	...	...	...q	22.02	13.07		19.65	-5.0
PSBMetDL	BDD	...	...	...q	11.59	3.90		7.16	+3.9
PSBMetDS	BOM	...	...	...q	12.41	4.24		9.85	+10.5
PSCrudeLg	OLO	...	...	...q	7.17	4.01	1	5.36	+22.4
PSCrudeSh	SZO	...	...	...q	86.70	44.71	0	69.14	-16.4
PwshDB	DBC	...	...	...q	18.47	16.16		17.91	
PwShCurH	DBV	...	...	...q	24.63	21.17		24.43	
PS Engy	DBE	...	...	...q	17.40	13.80		16.57	
PS PrcMet	DBP	...	...	...q	39.77	37.66		37.83	
PS Silver	DBS	...	...	...q	26.28	24.59		24.97	
PS Agri	DBA	...	...	...q	19.68	18.32		19.14	
PS Oil	DBO	...	...	...q	12.75	10.01		11.77	
PS Gold	DGL	...	...	...q	43.07	40.67		40.85	
PS BasMet	DBB	...	...	...q	19.94	17.96		18.76	
PS USDBull	UUP	...	...	...q	25.00	23.12		24.80	
PS USDBear	UDN	...	...	...q	23.24	21.57		21.75	
PShPuLgGr	PXLG	.42e	.8	...q	50.50	45.70		50.39	
PShPuLVal	PXLV	.76e	2.0	...q	39.64	36.39		38.48	
PSS&PMom	SPMO	...	...	...q	38.04	34.21		37.55	
PSS&PVal	SPVU	...	...	...q	35.95	32.58		34.33	
PSShTHYB	PGHY	1.08	4.6	...q	23.88	23.53		23.56	
PS SrLoan	BKLN	1.01	4.8	...q	23.21	22.98		22.99	
PS IntlBd	PICB	.57	2.2	...q	28.22	26.05		26.22	
PS CEFInc	PCEF	1.91	8.3	...q	23.42	22.67		23.05	
PSVrdoTF	PVI	...	...	...q	25.01	24.51		24.94	
PShCalMu	PWZ	.80	3.1	...	26.06	25.41		25.87	
PShNYMu	PZT	.86	3.6	...	24.16	23.71		24.06	
PShNatMu	PZA	.87	3.5	...	25.29	24.84		25.15	
PSHYCpBd	PHB	.84	4.5	...q	18.76	18.36		18.42	
PwShPfd	PGX	.86	5.9	...q	14.72	14.30		14.50	
PShEMSov	PCY	1.50	5.6	...	28.56	26.69		26.92	
PShGClnEn	PBD	.17e	1.3	...q	13.45	12.23		12.86	
PSEmgMkt	PXH	.49e	2.2	...q	24.67	21.43		21.91	
PSDvMxUSs	PDN	.53e	1.5	...q	35.84	33.13		34.52	
PSDvxUS	PXF	1.11e	2.5	...q	46.58	43.48		44.73	
PShIntlDev	IDHQ	.33e	1.4	...q	24.76	23.18		24.21	
PSAsxJ	PAF	1.91e	3.3	...q	60.50	56.19		57.97	
PSIndia	PIN	.12e	.5	...q	26.70	23.76		24.98	
PSS&PBW	PBP	1.07e	3.3	...q	21.91	20.30		21.90	
PrecDrill	**PDS**	**.28**	**...**	**...dd**	**4.14**	**1.62**	**5103**	**2.43**	+39.7
PfdAptCm	APTS	1.02	6.5	...dd	18.60	13.14	185	15.65	+11.3
Prestige rs	PBH	...	...	2	41.76	26.25	752	28.51	-7.7
Pretium g	PVG	...	...	...	9.84	6.17	1861	7.56	-10.5
Primerica	PRI	1.36f	1.2	14	128.35	90.05	243	115.92	+18.6
PrinEdgAIn	YLD	.75e	...	...q	41.83	36.87	6	39.39	+3.9
PrinActGl	GDVD	...	...	...	28.68	23.38	0	26.32	+8.5
Prin Cont n	PVAL	...	...	...	27.51	22.19	0	25.44	+14.6
Prn MegC n	USMC	...	...	...	28.66	23.78	1	27.08	+7.9
PrinSpec n	PREF	...	...	...	99.30	89.51	2	93.70	+4.0
PrincREstl	PGZ	1.32m	7.3	...q	18.85	15.31	19	18.01	+8.9
PrinEq n	PEM	...	...	...					
ProAssur	PRA	1.24a	2.9	23	53.00	34.95	373	43.48	+7.2
ProLogis	PLD	1.92	2.7	25	71.29	55.21	2433	70.85	+20.7
ProPetr n	PUMP	...	...	...	20.91	11.27	937	17.78	+44.3
PrShtDow rs	DOG	...	...	...q	62.52	56.84		58.56	
PrShtMC rs	MYY	...	...	...q	46.80	43.40		43.44	
PrUltDow s	DDM	...	...	...q	51.22	32.81	917	44.79	+18.4
ProUltMC s	MVV	...	...	...q	47.07	26.88	32	39.01	+28.3
PrUltQQQ s	QLD	...	...	...q	102.51	58.44	2033	81.80	+21.7
ProUltSP s	SSO	.40e	.4	...q	129.98	81.39	1923	110.84	+19.4
PrUShCnG	SZK	...	...	...q	20.25	13.93	0	15.21	-15.9
ProShtHY	SJB	...	...	...q	24.12	22.29	65	22.33	-5.1
ProUShBM rs	SMN	...	...	...q	30.46	24.58		25.48	
Pro20 yrT	UBT	1.13e	1.5	...q	79.64	65.00	9	76.90	
Pro7-10yrT	UST	.42e	.7	...q	57.20	51.12	3	56.15	+.6
ProSShOG	DDG	...	...	...q	29.53	20.60		24.18	-12.3
ProSShFn rs	SEF	...	...	...q	23.98	22.06		22.76	
ProLCCre s	CSM	.67e	1.0	...q	72.92	56.69	24	66.85	+10.3
ProUltTl s	LTL	...	...	...q	50.54	29.37	2	38.38	+18.5
ProHdgRep	HDG	...	...	...q	46.00	42.40	1	44.76	+3.9
ProUltEM	EET	...	...	...q	104.80	57.30	27	71.77	+15.6
ProRafiLS	RALS	.62e	1.7	...q	37.73	32.43	4	35.72	-1.3
ProUSL7-10T	PST	...	...	...q	23.95	21.34	9	21.72	-.3
ProShtEafe	EFZ	...	...	...q	30.59	24.77	8	27.72	-6.1
ProShtEM	EUM	...	...	...q	21.76	16.71	2030	18.87	-7.5
ProUltEaf s	EFO	...	...	...q	45.68	28.98	2	34.56	+13.3
ProUEurop	UPV	...	...	...q	60.66	35.54	3	42.71	+12.5
ProShtBM	SBM	...	...	...q	22.14	17.13		19.25	-7.4
ProUltSEM	EEV	...	...	...q	8.51	7.14		8.17	
▲ProUltRE s	URE	...	...	...q	70.91	51.25	22	70.93	+26.6
ProUltFin s	UYG	...	...	...q	46.71	28.46	42	39.38	+20.7
▼ProShtRE	REK	...	...	...q	17.80	14.66	4	14.66	-11.1
ProShtChi50	YXI	...	...	...q	22.09	17.47	16	19.11	-9.2
ProUltSem s	USD	...	...	...q	54.11	25.62	18	38.17	+28.9
ProUltUt s	UPW	...	...	...q	55.00	39.45	5	51.87	+10.0
PrUltTech s	ROM	...	...	...q	124.42	68.54	24	99.09	+25.7
ProUltJpn s	EZJ	1.28p	...	...q	46.56	27.00	1	31.84	+11.2
ProUltO&G	DIG	.46e	1.5	...q	47.42	20.33	80	29.88	+28.1
ProUltInd s	UXI	...	...	...q	82.90	46.63	1	70.11	+34.1
PrUltHCr s	RXL	.63e	.6	...q	118.30	79.39	13	103.68	+14.0
ProUCnsSv s	UCC	...	...	...q	111.63	68.28	4	93.01	+20.3
PrUCnsGd s	UGE	...	...	...q	47.10	31.33	0	40.18	+18.2
ProUBasM	UYM	.15e	.3	...q	76.84	41.70	3	53.69	+13.6
PrUlPR2K s	URTY	...	...	...q	114.27	41.61	304	73.70	+48.6
PUltM400 s	UMDD	.03e	...	...q	138.31	58.86	2	101.83	+46.5
ProUltSC s	SAA	...	...	...q	134.63	68.69	1	99.94	+29.3
ProUPD30 s	UDOW	...	...	...q	115.22	58.01	1014	91.79	+28.7
ProUIR2K s	UWM	...	...	...q	89.24	46.25	105	68.17	+30.8
ProSht20Tr	TBF	...	...	...q	24.43	21.98	1005	22.38	
PUltSP500 s	UPRO	...	...	...q	58.95	28.65	4698	45.12	+29.7
ProUChin50	XPP	.74p	...	...q	97.88	53.70	6	67.85	+19.6
PrUSSilv s	ZSL	...	...	...q	45.75	29.82	5	36.82	-.7
PUVxST rs	UVXY	...	...	...q	119.40	38.20		39.95	
ProVixST rs	VIXY	...	...	...q	44.51	21.27	1917	27.75	-28.1
PS ShCrd rs	OILD	...	...	...q	45.40	33.32		35.52	
PS Crde n	OILU	...	...	...	75.00	11.93	1109	21.45	+59.2
PrUCrude rs	UCO	...	...	...q	39.36	12.20	3452	18.38	+38.2
PrUltYen rs	YCL	...	...	...q	65.77	53.53	3	56.24	-2.3
PrSUltNG rs	BOIL	...	...	...q	29.40	25.20		41.48	
PVixMTFut	VIXM	...	...	...q	27.91	20.27	18	22.52	-15.8
PrUltSilv	AGQ	...	...	...q	34.91	21.74	115	26.52	+.6
PrUltShN s	KOLD	...	...	...q	47.54	10.60	137	23.38	+10.2
ProUShGld	GLL	...	...	...q	86.21	63.08	16	70.16	-3.7
PrSUShAus	CROC	...	...	...q	56.24	43.37	6	54.33	-1.1
PrUltShYen	YCS	...	...	...q	79.35	64.93	2	75.59	+2.3
ProSUltGold	UGL	...	...	...q	43.96	31.92	110	38.73	+3.5
ProShtVx s	SVXY	...	...	...q	14.62	10.67		14.37	
PrUShCrd s	SCO	...	...	...q	33.20	12.29	2960	20.16	-31.1
ProShtEuro	EUFX	...	...	...q	44.40	38.49	1	43.91	+1.9
ProUltEuro	ULE	...	...	...q	18.84	14.52	1	14.56	-3.7
ProUShEuro	EUO	...	...	...q	25.26	19.55	43	25.14	+3.7
ProctGam	PG	2.87	2.9	24	99.70	70.73	7930	98.46	+7.1
ProgsvCp	PGR	.69e	1.0	28	73.69	51.47	5962	70.71	+17.2
▲ProsHldg	PRO	...	...	...dd	41.10	28.18	538	40.64	+29.4
ProShtQQQ	PSQ	...	...	...q	37.22	28.99	1503	30.98	-9.9
ProShSP rs	SH	...	...	...q	33.59	27.08	3181	28.62	-8.6
PrUShSP rs	SDS	...	...	...q	49.47	32.53	6966	35.61	-17.0
PrUShDow rs	DXD	...	...	...q	37.60	31.24		32.88	
PUShtMdC	MZZ	...	...	...q	26.08	15.55	3	17.53	-23.4
PUShtQQ rs	QID	...	...	...q	52.60	41.48		43.04	
PrShRs2K rs	SRTY	...	...	...q	48.50	20.36	875	25.76	-34.9
PrUShD3 rs	SDOW	...	...	...q	24.21	13.54	3958	14.53	-24.3
PUltShtF rs	FINZ	...	...	...q	13.56	6.46	10	8.07	-24.3
PrSUlhGM rs	GDXS	...	...	...q	23.12	12.37	1	12.91	-10.2
ProUShL20	TBT	...	...	...q	41.70	33.76	1724	34.93	-.6
PrShR2K rs	RWM	...	...	...q	49.93	36.82	472	40.69	-12.9
PrUShHC rs	RXD	...	...	...q	31.64	21.36	1	22.46	-12.7
PrUShCnS rs	SCC	...	...	...q	25.23	16.35	1	17.85	-18.6
▼PrUShRE rs	SRS	...	...	...q	36.80	24.24	28	24.23	-21.4
PUShtR2K	TWM	...	...	...q	23.55	13.00	809	15.54	-24.6
PrUShtSC	SDD	...	...	...q	20.13	10.94	1	13.50	-23.7
PUShChi50 rs	FXP	...	...	...q	66.72	55.24		59.72	
PS DecRt n	EMTY	...	...	...	40.43	29.57	2	33.97	-8.1
PUShtIndl	SIJ	...	...	...q	23.40	13.48	1	14.83	-26.6
PS OnlSt n	CLIX	...	...	...	51.84	39.01	6	47.80	+14.4
PrShtSmC	SBB	...	...	...q	39.59	29.00	1	32.52	-12.4
PUPShtMC	SMDD	...	...	...q	16.21	7.66	1	8.93	-33.3
PrSh K1 n	OILK	...	...	...	28.82	16.35	26	20.28	+18.4
PUShtEur	EPV	...	...	...q	44.14	28.85	6	35.87	-12.3
PUShtSPX rs	SPXU	...	...	...q	49.20	38.08		39.68	
PrUOGEx rs	UOP	...	...	...q				18.82	
PUShtJpn	EWV	...	...	...q	36.73	24.10	4	30.29	-11.8
ProSPDvA	NOBL	1.00e	1.5	...q	68.51	56.79	796	65.46	+8.1
PUltShEafe	EFU	...	...	...q	32.09	19.97	0	26.34	-12.5
PrUGMin rs	GDXX	...	...	...q	41.00	21.89	2	34.37	+8.7
PrUltBra rs	**UBR**	**...**	**...**	**...q**	**103.68**	**42.35**	**5**	**83.25**	+32.0
PrSht20yTr	TTT	...	...	...q	33.06	24.12	12	25.25	-1.9
ProGblInf	TOLZ	1.63e	3.9	...q	43.44	36.64	14	42.07	+10.3
PUltShOG	DUG	...	...	...q	58.54	27.88	27	38.39	-23.6
PS MngdF	FUT	...	...	...	44.54	39.00		39.57	-1.7
PrGPrEq bt	PEX	1.53e	4.7	...q	37.35	29.02	0	32.66	+9.7
ProEurDiv	EUDV	.15p	...	...q	43.27	35.35	0	38.80	+6.6
PHYIntH bt	HYHG	3.16	4.8	...q	68.67	60.65	7	65.45	+5.4
ProSPxTch	SPXT	.23p	...	...q	56.14	44.99	2	52.40	+9.9
ProSPxHC	SPXV	.24p	...	...q	60.55	48.43	0	56.88	+11.1
ProMerger	MRGR	.12e	.3	...q	37.60	34.73	1	37.29	+.9
ProSPxFin	SPXN	.23p	...	...q	59.89	49.76	0	56.69	+11.2
ProSPxEgy	SPXE	.22p	...	...q	61.53	49.65	1	57.89	+11.6
PrUltPFn	FINU	.29e	.4	...q	123.24	45.81	11	72.27	+28.0
PrUltPFn s	FINU/WI	...	...	...q					
PrS HdJp n	HGJP	...	...	...				30.04	
PrIGIntH bt	IGHG	2.15	2.9	...	78.20	70.09	33	73.44	+3.2
ProSht7-10y	TBX	...	...	...q	29.79	27.63	3	28.40	-.2
ProUShHm	HDZ	...	...	...q				14.35	
ProUHome	HBU	...	...	...q				20.75	
PrUSOGEx	SOP	...	...	...q				16.08	
PrUShBrz rs	BZQ	...	...	...q	48.70	32.05		46.05	
PrSPMCDv	REGL	.65e	1.2	...q	58.48	49.07	79	56.33	+8.9
ProSR2KDv	SMDV	.47e	...	...q	60.37	51.09	127	58.48	+8.6
PSSTEm bt	EMSH	4.88e	6.5	...	76.56	73.00		74.76	+1.5
ProUltHY	UJB	1.72e	2.6	...q	68.43	59.43		65.75	+10.2
PrUShtUtl	SDP	...	...	...q	30.10	20.04	0	20.65	-9.7
PrUltShtTc	REW	...	...	...q	17.11	10.55	6	11.31	-23.2
PrUShtFn	SKF	...	...	...q	27.97	17.93	64	19.95	-18.0
Pro CovBd n	COBO	...	...	...					
PUShtSem rs	SSG	...	...	...q	20.28	14.70		15.28	
ProMornAlt	ALTS	.38e	1.0	...q	38.49	35.98		36.84	+2.1
Pro30BEI	RINF	.58e	2.1	...q	30.08	26.60		27.41	+2.0
ProDivGro	EFAD	.70e	1.9	...q				37.52	
PS EMkDv	EMDV	...	...	...	62.61	48.85	0	56.41	+5.4
ProCdNASh	WYDE	...	...	...q	33.45	31.61		31.66	-3.4
Pr GBIGl n	GGOV	...	...	...					
ProsCap 24	PBB	1.56	6.2	...	25.91	23.10	10	25.00	+2.2
ProspBcsh	PB	1.64	2.2	19	79.20	57.01	534	73.36	+17.8
Protalix	PLX	...	...	...dd	.83	.27	219	.45	+44.7
ProtLf n	PLpE	1.50	...	...					
ProtoLabs	PRLB	...	...	48	166.60	94.20	211	109.51	-2.9
Provect wt	PVCT/WS	...	...	...				.02	
ProvidFS	PFS	.92f	3.4	17	29.12	22.22	322	26.87	+11.4
ProvMtgC	PMCA	...	...	...					
Prudentl	PRU	4.00f	4.4	10	113.03	75.61	3568	91.68	+12.4
Prudentl18	PFK	.65	2.6	...	25.32	24.92		24.99	
PrudFn 52	PJH	1.44	5.7	...	26.09	23.11	14	25.19	+6.1
PrudtlF 53	PRH	1.43	5.7	...	25.75	22.89	12	25.13	+7.7
PruSDHiY	GHY	1.32	10.0	...q	14.20	13.70		13.20	-.6
PruUK pf	PUKp	1.69	6.4	...	27.17	24.59	1	26.30	+3.7
PruUK pfA	PUKpA	1.63	6.2	...	26.99	25.11	6	26.37	+.9
Prud UK	PUK	1.49e	3.8	...	54.70	33.32	146	39.03	+10.3
PruShHiY	ISD	1.32	9.8	...q	14.58	13.98		13.45	-.7
PSEG	PEG	1.80	3.2	19	56.68	46.19	2834	55.93	+7.5
PubStrg	PSA	6.80	3.3	23	234.90	182.93	455	208.15	+2.8
PubSt pfU	PSApU	1.41	5.6	...	25.55	23.07	9	25.09	+2.5
PubSt pfV	PSApV	1.34	5.5	...	25.37	21.83	10	24.30	+7.5
PubSt pfW	PSApW	1.30	5.5	...	25.40	21.33	12	23.66	+7.5
PubSt pfX	PSApX	1.30	5.5	...	25.32	21.45	65	23.74	+7.7
PubSt pfY	PSApY	1.59	6.3	...	27.09	24.84	31	25.30	+.8
PubSt pfZ	PSApZ	1.50	5.8	...	26.66	24.66	12	25.72	+2.7
PubSt pfG	PSApG	...	...	...	25.24	20.75	15	23.45	+9.9
PubSt pfF	PSApF	1.29	5.5	...	25.54	20.69	25	23.40	+8.5
PubSt pfE	PSApE	1.23	5.5	...	24.69	20.13	19	22.55	+9.4
PubSt pfD	PSApD	1.24	5.4	...	25.15	20.57	27	23.12	+9.9
PubSt pfC	PSApC	...	...	...	25.52	20.85	6	23.28	+8.1
PubSt pfB	PSApB	...	...	...	26.14	21.98	12	24.93	+9.3
PubSt pfA	PSApA	1.47	5.7	...	26.90	24.32	11	25.59	+2.4
PulteGrp	PHM	.44f	1.6	15	33.04	20.64	3398	26.91	+3.5
PureStrg n	PSTG	...	...	...dd	29.14	13.99	3541	19.02	+18.3
PutHiInSec	PCF	.37	4.1	...q	9.55	8.79		9.04	
PMMI	PMM	.44	6.0	...q	7.31	6.54	46	7.27	+8.2
PMIIT	PIM	.31	6.9	...q	4.84	4.06	47	4.50	+5.9
PMOT	PMO	.71	5.9	...q	12.05	10.85	44	12.00	+6.9
PPrIT	PPT	.31	6.2	...q	5.50	4.56	301	5.01	+6.8
Puxin n	NEW	...	...	...	35.00	5.00	25	6.24	+5.6
PyxusInt	PYX	...	...	...dd	52.43	11.30	1894	22.77	+92.0
PzenaInv	PZN	.41e	4.7	17	11.58	8.28	98	8.80	+1.7
▲Q2 Hldgs	QTWO	...	...	...dd	67.10	40.65	784	66.85	+34.9
QEP Res	QEP	.08	1.0	24	13.77	5.00	7198	8.24	+46.4
QIAGEN	QGEN	...	...	40	39.45	31.10	1705	38.19	+10.9
QTS RltTr	QTS	1.64	3.7	...dd	46.69	31.58	431	44.12	+19.1
QTS Rlt pfA	QTSpA	1.78	7.0	...	25.84	22.61	5	25.32	+10.1
▲QTS Rlt pfB	QTSpB	1.63	1.5	...	106.56	92.00	1	107.10	+13.6
QuadGrph	QUAD	1.20	8.3	7	31.29	11.56	498	14.45	+17.3
QuakerCh	KWR	1.48	.7	41	217.15	137.95	89	205.13	+15.4
QuanexBld	NX	.32	1.9	27	20.30	10.70	164	16.92	+24.5
QuantaSvc	PWR	.04p	...	24	37.44	27.90	1569	35.43	+17.7
Qu Insp100 n	BIBL	...	...	...	28.65	22.48	26	26.55	+11.6
QnForSm n	FFSG	...	...	...	27.44	21.81	3	25.40	+10.2
QnForTcG n	FFTG	...	...	...	26.23	21.04	10	23.59	+7.6
Sage Esg ef	GUDB	...	...	...				49.13	
MainSecR n	SECT	...	...	...	30.14	23.02	86	26.98	+11.0
InspCpBd n	IBD	...	...	...	28.57	23.80	9	24.81	+1.6
QuaInsp n	ISMD	...	...	...	31.78	21.42	17	26.65	+16.7
QuaInsLg n	BLES	...	...	...	30.06	23.18	40	27.09	+11.7
FormInco n	FFTI	...	...	...	24.75	22.87	33	23.60	+2.1
FrmHdGr n	FFHG	...	...	...	30.36	23.40	12	26.87	+3.4
QuanReal n	QXRR	...	...	...	25.75	22.71		22.71	
QuanDyn n	XUSA	...	...	...	31.07	26.03	1	29.45	+10.0
QuanMulT n	QXTR	...	...	...	26.67	23.29		24.28	+2.0
QuanMulIn n	QXMI	...	...	...	25.72	24.24		24.36	
QuanGrw n	QXGG	...	...	...	29.27	26.17		28.04	+2.7
Qudian n	QD	...	...	...	17.80	4.00	1313	5.05	+17.7
QstDiag	DGX	2.12f	2.5	16	116.49	78.95	3758	85.50	+2.7
QuintEn n	QES	...	...	...	10.67	3.25	10	4.85	+40.2
QuormHl n	QHC	...	...	...dd	10.00	2.57	134	2.76	-4.5
QuotientTc	QUOT	...	...	...dd	15.98	9.00	711	9.95	-6.8
Qwest 54	CTV	1.72	7.0	...	25.20	19.10	222	24.50	+24.2
Qwest53	CTY	1.53	6.7	...	23.79	16.25	855	23.00	+27.8
Qwest 25	**CTZ**	**1.66**	**7.2**	**...**	**24.87**	**17.51**	**137**	**22.94**	+21.7
Qwest 56	CTAA	...	...	...	26.26	19.67	75	25.19	+21.7
Qwest57 n	CTDD	...	...	...	24.88	17.81	297	23.27	+22.6
Qwest56 n	**CTBB**	**...**	**...**	**...**	**24.06**	**17.19**	**683**	**22.64**	+20.8
- R -									
RAIT pfA	RASpA	1.94	21.9	...	16.20	5.90		8.84	
RAIT pfB	RASpB	2.09	24.1	...	17.62	6.21		8.66	
RAIT pfC	RASpC	2.22	22.9	...	18.28	6.35		9.70	
RAIT Fn 24	RFT	1.91	11.3	...	20.48	15.99		16.91	
RAITFn 19	RFTA	1.78	8.6	...	23.28	16.60		20.66	
RELX plc s	RELX	.54e	2.4	...	23.11	19.23	218	22.36	+9.0
RH	RH	...	...	34	164.49	74.50	672	143.38	+19.7
RLI Corp	RLI	.88a	1.3	28	79.98	59.90	131	68.89	-.1
RLJ LodgT	RLJ	1.32	7.0	13	23.97	15.91	1816	18.83	+14.8
RLJ Lod pfA	RLJpA	.49	1.9	...	26.87	24.37	57	25.22	+1.8
RMG Ac un	RMG/U	...	...	...	10.01	10.00	2	10.01	+.1
RPC	RES	.40	3.8	14	20.79	9.35	1148	10.57	+7.1
RPM	RPM	1.40	2.4	32	68.13	46.36	1648	57.59	-2.0
RTW Retl	RTW	...	...	38	5.55	2.55	61	3.06	+8.1
RYB Edu n	RYB	...	...	...	23.79	5.60	149	8.03	+37.5
RadianGrp	RDN	.01	.1	7	22.29	14.06	1797	19.57	+19.6
RadiantLog	RLGT	...	...	29	6.15	3.46	587	5.99	+40.9
RadLog pfA	RLGTpA	2.44	9.5	...	26.47	23.56		25.63	
RafaelHl n	RFL	...	...	...	19.93	3.05	17	16.43	+107.2
RLauren	RL	2.50	2.0	18	147.79	95.63	1504	122.79	+18.7
RamcoG	RPT	.88	6.6	14	14.12	11.15		13.39	
RamcG pfD	RPTpD	3.63	6.8	...	55.56	47.86		53.27	
RangeRs	RRC	.08	.8	11	18.60	9.22	4749	10.38	+8.5
RngrEnS n	RNGR	...	...	...dd	10.78	4.70	2	7.75	+49.9
RJamesFn	RJF	.88f	1.1	17	102.17	69.11	1022	81.17	+9.6
RayAdvM	**RYAM**	**.28**	**2.0**	**6**	**22.96**	**9.45**	**1497**	**13.75**	+29.1
RayAdv pfA	**RYAMpA**	**2.00**	**2.0**	**...**	**157.11**	**75.14**	**55**	**99.24**	+20.5
Rayonier	RYN	1.08	3.8	30	39.73	26.30	629	28.38	+2.5
Raytheon	RTN	3.47	1.9	26	229.75	144.27	1298	181.13	+18.1
ReadyCap n	RC	1.60f	9.9	34	17.30	13.44	216	16.14	+16.7
ReadyC23	RCA	1.75	6.7	...	26.58	23.77	2	25.98	+6.0
ReadyC21	RCP	1.63	6.4	...	25.85	24.49	0	25.45	+1.4
RealityETF	DIVY	.46p	...	...q	32.15	24.00	9	25.98	+3.9
RltDvcDiv	LEAD	...	...	...q	34.85	27.51	2	33.21	+12.8
RealDivc n	DFND	...	...	...q	28.64	25.72	1	28.27	+6.2
RealDivG n	GARD	...	...	...q	26.44	23.26	5	24.02	
Realogy	RLGY	.27p	1.5	10	28.07	14.25	1138	17.84	+21.5
RltyInco	O	2.71f	3.9	39	70.48	47.25	1195	69.78	+10.7
ReavesUtl	UTG	1.82	5.9	...q	31.82	26.96	304	30.86	+4.9
ReavesU rt	UTGr	...	...	...				.14	
RedHat	RHT	...	...	...cc	180.57	115.31	1151	180.02	+2.5
RedLionH	RLH	...	...	...dd	14.75	6.92	73	8.35	+1.8
RedwdTr	RWT	1.20	7.6	12	17.50	14.29	1592	15.80	+4.8
Reeds	**REED**	**...**	**...**	**...**	**3.95**	**1.45**	**98**	**2.44**	+17.9
RegalBel	RBC	1.12	1.4	14	86.75	66.04	269	82.66	+18.0
RegalEnt	RGC	.88a	3.8	24	23.17	22.91		22.99	
RgcyC pfG	REGpG	1.50	6.0	...				25.20	
RegHlthPr	RHE	...	...	2	.88	.06		.13	
RegHlt pfA	RHEpA	2.72	70.6	...	10.05	1.25	6	3.85	+86.9
RegnlMgt	**RM**	**...**	**...**	**12**	**37.21**	**22.90**	**77**	**27.47**	+14.2
RegionsFn	RF	.56	3.6	11	20.21	12.39	8650	15.51	+15.9
Regions pfA	RFpA	1.59	6.2	...	25.89	23.80	16	25.51	+2.3
Regns pfB	RFpB	1.59	5.9	...	28.26	23.85	26	27.09	+9.3
Regis Cp	RGS	...	...	19	22.40	14.31	319	18.39	+8.5
ReinsGrp	RGA	2.40	1.7	13	163.00	127.84	317	141.35	+.8
ReinsGp42	RZA	1.55	5.8	...	28.70	24.50	15	26.88	+7.4
ReinsG56 n	RZB	1.44	5.6	...	27.13	22.85	23	25.76	+9.4
RelStlAl	RS	2.00	2.4	18	97.41	68.62	313	83.72	+17.6
RELM	RWC	.08	2.2	18	4.05	3.40		3.65	
RemaxHld	RMAX	.80	2.0	35	61.27	27.84	123	40.22	+30.8
RenaisIPO	IPO	.02e	.1	...q	31.67	21.63	6	28.89	+24.2
RenIntIPO	IPOS	.24e	1.2	...q	26.22	17.90		20.19	+7.6
RenaisRe	RNR	1.36f	1.0	...dd	144.96	117.35	296	142.56	+6.6
RenRe prE	RNRpE	1.34	5.7	...	25.19	20.16	26	23.61	+13.8
RenRe prC	RNRpC	1.52	5.9	...	25.98	23.82	6	25.80	+4.6
ReneSola rs	SOL	...	...	...	2.99	1.15	12	1.68	+41.2
RennFund	RCG	...	...	...q	1.99	1.13	7	1.73	+16.1
Renren rs	RENN	...	...	...dd	3.19	.74	48	1.57	+1.9
RepubSvc	RSG	1.50	2.0	35	78.54	62.03	2749	76.55	+6.2
ResidioTc n	REZI	...	...	...	28.67	18.77	1506	24.90	+21.2
ResMed	RMD	1.48f	1.5	31	118.50	90.21	1011	99.44	-12.7
ResolEn rs	REN	...	...	...	39.28	24.60	333	32.08	+10.7
ResoluteF	RFP	1.50e	...	...dd	13.60	6.61	433	8.52	+7.4
RestBrnds	QSR	2.00f	3.1	20	65.59	50.20	1173	63.83	+22.0
RetailProp	RPAI	.66	5.2	13	13.41	10.58	1709	12.75	+17.5
RetailVal n	RVI	...	...	...	38.00	24.50	125	31.59	+23.4
RetractTc	RVP	...	...	...dd	1.08	.54	22	.73	+23.0
RevGp n	REVG	.20	2.3	12	28.50	6.42	414	8.74	+16.4
Revlon	REV	...	...	...dd	29.62	14.00	89	26.79	+6.4
RexAmRes	REX	...	...	10	90.00	61.71	29	77.96	+14.5
RexahnPh rs	RNN	...	...	...dd	2.38	.55	679	.59	-36.9
RexfordIR	REXR	.74f	2.1	54	35.48	26.52	651	35.10	+19.1
RexfdIn pfA	REXRpA	...	...	...	25.10	21.25		23.65	+5.5
RexfInR pfB	REXRpB	1.47	6.2	...	25.15	21.66	0	23.70	+8.3
Rexnord	RXN	...	...	19	32.11	21.38	593	27.05	+17.9
Rexnrd pfA	RXNpA	...	...	...	66.84	48.52	1	56.95	+12.6
RingCentrl	RNG	...	...	...dd	109.84	51.95	1003	103.84	+26.0
RingEngy	REI	...	...	...dd	17.35	4.01	368	6.07	+19.5
RioTinto	RIO	2.27e	4.0	...	60.72	44.62	2474	56.28	+16.1
RitchieBr	RBA	.72	2.0	41	38.77	30.09	265	36.32	+11.0
RiteAid	RAD	...	...	1	2.30	.60	4857	.78	+10.7
RivrnOpp n	RIV	1.68	9.9	...	21.63	14.20	25	16.89	+3.9
Rivrnrth rt	RIV/rw	...	...	...					
Riv/Doubl n	OPP	...	...	...	18.25	14.30	21	16.73	+2.9
RoadrnTrn	RRTS	...	...	1	4.41	.41	2514	.52	+4.0
RoanResc n	ROAN	...	...	...	16.30	7.89	139	10.13	+20.9
RobtHalf	RHI	1.24f	1.9	24	79.91	52.79	959	66.28	+15.9
RockwlAut	ROK	3.88	2.2	26	198.23	141.46	1266	176.41	+17.2
RogCm gs	RCI	2.00	...	14	55.21	43.11	352	54.69	+6.7
Rogers	ROG	...	...	36	162.72	89.21	122	129.61	+30.8
Rollins s	ROL	...	...	73	42.95	30.80	1658	39.68	+9.9
Roper	ROP	1.85f	.6	29	312.65	245.59	354	306.12	+14.9
RosettaStn	RST	...	...	...dd	21.54	12.36	71	16.31	-.5
Roundys	RNDY	...	...	...dd				3.60	
Rowan	RDC	.40	3.2	22	20.87	7.77	1170	12.32	+46.8
RBCda pfT	RYpT	1.69	...	...	35.33	27.94	2	29.93	-1.8
RoyalBk g	RY	3.92f	...	...	81.56	65.76	544	75.79	+10.6
RBScotInd	RBS	...	...	...	8.14	4.98	721	6.28	+12.3
RBSct prF	RBSpF	1.91	7.4	...				25.86	
RBSct prH	RBSpH	1.81	7.0	...				25.68	
RBSct prL	RBSpL	1.44	5.7	...				25.25	
RBSct prS	RBSpS	1.65	6.6	...	27.63	24.83		25.17	
RylCarb	RCL	2.80	2.4	16	133.60	89.48	971	117.22	+19.9
RoyDShllB	RDS/B	3.76	5.9	97	76.99	56.26	2896	63.87	+6.6
RoyDShllA	RDS/A	3.76	6.1	94	73.86	55.04	2908	62.10	+6.6
RoyceGVal	RGT	.10e	...	...	11.48	8.29	11	9.76	+9.9
RoyceMC	RMT	.63e	7.3	...q	10.68	6.91	93	8.58	+15.6
Royce	RVT	1.22e	8.8	...q	16.92	10.94	329	13.93	+18.1
RubiconPrj	RUBI	...	...	...dd	4.89	1.48	357	4.75	+27.3
Rudolph	RTEC	...	...	16	34.55	18.13	140	22.77	+11.2
Ryder	**R**	**2.16**	**3.4**	**14**	**85.13**	**44.80**	**1437**	**63.70**	+32.3
RyersonH	RYI	...	...	26	12.95	5.99	91	7.27	+14.7
RymanHP	RHP	3.40	4.1	18	90.02	64.36	152	82.52	+23.7
- S -									
S&P Glbl	SPGI	2.28f	1.2	29	217.31	156.68	1033	195.87	+15.3
SAP SE	SAP	1.31e	1.2	...	127.16	94.81	495	105.94	+6.4
SCE TrV n	SCEpK	...	...	...	26.68	19.50	311	23.08	+10.5
SCE I pfF	SCEpF	1.41	...	...					
SCE II prG	SCEpG	1.28	5.9	...	24.89	17.02	36	21.54	+11.7
SCE Tr pfH	SCEpH	1.44	6.1	...	27.88	19.87	19	23.67	+2.3
SCETr pfJ	SCEpJ	1.34	5.9	...	26.52	18.49	179	22.59	+11.3
SCE Tr pfL	SCEpL	1.25	6.0	...	24.20	17.16	382	20.81	+14.4
SiteCtr rs	SITC	.80	6.0	9	26.62	10.71	471	13.29	+20.1
DDR pfJ	DDRpJ	1.63	7.1	...	25.10	21.38		23.02	
DDR Cp pfA	DDRpA	...	...	...	25.81	22.40		22.81	
SJW	SJW	1.12a	1.9	21	68.42	51.26	373	59.84	+7.6
SK Tlcm	SKM	...	...	...	28.56	22.66	469	25.42	-5.1
SLGreen	SLG	3.40f	3.7	35	106.54	76.77	932	90.97	+15.0
SL Grn pfI	SLGpI	1.63	6.3	...	25.97	24.28	7	25.65	+1.7
SM Energy	SM	.10	.5	...dd	33.76	13.15	2552	18.85	+21.8
Spd LgGl n	GLDW	...	...	...	122.55	119.23		121.57	
SpdrDJIA	DIA	3.98e	1.6	...q	269.28	216.97	3809	255.16	+9.4
SpdrGold	GLD	...	...	...q	129.47	111.06	6274	124.06	+2.3
SpdrStxx50	FEU	1.24e	3.9	...q	36.19	28.73	73	31.63	+5.8
SpdrNoANR	NANR	...	...	...q	37.27	27.69	18	31.51	+8.7
Spd InDiv n	HDWX	...	...	...					
SpdrLwCbn	LOWC	1.69e	2.0	...q	93.18	75.69	2	86.55	+9.4
SpdrEuro50	FEZ	1.18e	3.4	...q	42.15	31.95	3955	35.03	+5.3
Spd MsciCh	XINA	...	...	...	24.88	16.12	1	18.73	+13.2
S&PEAsia	GMF	1.81e	1.9	...q	110.94	83.98	8	93.86	+7.0
SpdSol UK	ZGBR	1.33e	2.7	...q	56.23	43.45	0	48.64	+9.5
Spd Spain n	QESP	...	...	...					
SpdSolGer	ZDEU	1.17e	2.2	...q	66.43	50.08	0	53.20	+2.5
SpdSolJpn	ZJPN	.85e	1.2	...q	81.35	64.97	7	71.08	+6.0
SpdSolCda	ZCAN	1.61e	2.9	...q	60.71	48.05	1	56.13	+13.1
Spd Austl n	QAUS	...	...	...					
SpdrEuSmC	SMEZ	1.15e	2.1	...q	66.41	49.24	1	54.60	+6.7
S&PChina	GXC	1.31e	1.4	...q	117.70	81.76	116	95.46	+12.6
SpdrWldQu	QWLD	1.30e	1.7	...q	79.55	65.43	1	74.44	+8.6
SpdrEMQu	QEMM	1.31e	2.2	...q	67.60	52.75	6	58.72	+8.0
SpdrEafeSt	QEFA	1.62e	2.7	...q	66.46	54.70	27	60.08	+6.3
SpdrGblDv	WDIV	3.11e	4.0	...q	70.54	60.00	33	65.31	+5.4
SpAcwiIMI	ACIM	1.50e	2.0	...q	81.70	66.46	8	75.92	+9.0
SpdEMkt s	SPEM	...	...	...q	41.19	30.94	543	34.76	+7.4
SpdrEMDv	EDIV	1.68e	5.3	...q	36.64	27.82	117	31.61	+5.9
SpdrGlbNR	GNR	.93e	2.1	...q	53.32	39.44	33	44.97	+9.0
Spd Russ n	RBL	...	...	...					
Spd EmEu n	GUR	...	...	...					
Spd IntUt n	IPU	...	...	...					
Spd IntTl n	IST	...	...	...					
Spd InTc n	IPK	...	...	...					
Spd IntMt n	IRV	...	...	...					
SpdIntInd n	IPN	...	...	...					
Spd IntHl n	IRY	...	...	...					
Spd IntFn n	IPF	...	...	...					
Spd EMLA n	GML	...	...	...					
Spd IntEn n	IPW	...	...	...					
Spd IntCn n	IPS	...	...	...					
Spd CnDi n	IPD	...	...	...					
SpdrDJ RE	RWO	1.57e	3.2	...q	49.49	42.83	208	48.69	+10.0
SpdrEMSmC	EWX	1.00e	2.3	...q	53.68	39.73	36	43.55	+6.3
SpdrIntDiv	DWX	2.22e	6.0	...q	41.45	33.89	44	37.00	+5.8
Spd EmM n	GAF	...	...	...					
SpdMS xUS	CWI	.79e	2.3	...q	40.20	31.69	219	35.09	+7.2
SpdrSPGbl	GII	1.63e	3.3	...q	50.75	43.66	15	49.05	+8.7
SpdrIntRE	RWX	1.25e	3.3	...q	41.10	34.74	464	37.94	+7.4
SpdrIntlSC	GWX	3.63e	1.6	...q	36.36	26.63	312	29.80	+6.7
SpdrWldxUS	SPDW	.79e	2.8	...q	32.45	25.54	859	28.36	+7.2
SP Mid	MDY	2.94e	.9	...q	374.10	284.45	1056	344.62	+13.9
S&P500ETF	SPY	4.13e	1.5	...q	293.94	233.76	82289	274.38	+9.8
SpdrRRtn	RLY	.44e	1.8	...q	27.60	22.46	31	24.60	+8.1
SpdrIncAll	INKM	1.08e	3.3	...q	33.39	30.18	10	32.39	+5.8
SpdrGblAll	GAL	1.04e	2.7	...q	39.24	33.82	10	36.98	+7.1
SpdrSenLn	SRLN	1.96	4.3	...q	47.51	44.37	1114	45.81	+2.5
SpdrUShBd	ULST	.16	.4	...q	40.37	40.10	58	40.27	+.3
SpdrCreEq	SYE	1.63e	1.3	...q	82.39	66.57	8	79.06	+12.1
SpdrDblTac	TOTL	1.17e	...	...q	48.02	46.63	291	47.74	+.8
SpdrValEq	SYV	4.21e	1.5	...q	70.58	56.12	2	65.42	+10.2
SpdrGroEq	SYG	1.85e	.8	...q	87.50	66.15	3	80.22	+13.5
SpdrBiot s	XBI	.44e	.5	...q	101.55	64.38	2953	84.78	+18.2
Spdr Div	SDY	3.80e	1.9	...q	100.07	84.28	658	97.36	+8.8
SpdrGbDow	DGT	1.52e	1.9	...q	88.33	71.64	1	81.90	+8.5
SpdrHome	XHB	.15e	.4	...q	43.21	30.56	2253	38.29	+17.7
SpdrS&PBk	KBE	.53e	1.2	...q	52.00	34.92	9816	43.93	+17.6
SpdrS&PCM	KCE	.91e	1.7	...q	62.51	44.34	1	53.08	+11.1
SpdrS&PIn s	KIE	...	...	...q	32.78	26.49	99	30.94	+9.1
Spd LgCap s	SPLG	...	...	...q	34.47	27.30	1040	32.29	+10.5
SpdrLCpG s	SPYG	...	...	...q	38.55	30.31	817	35.63	+9.6
SpdrLCapV s	SPYV	...	...	...q	31.96	25.44	580	29.83	+9.8
Spd MidC s	SPMD	...	...	...q	37.08	27.66	559	33.53	+14.0
SpdMCpG s	MDYG	...	...	...q	57.23	43.09	142	51.89	+13.2
SpdrMCpV s	MDYV	...	...	...q	54.94	41.72	123	50.89	+14.7
SpdrNY Tch	XNTK	.41e	.6	...q	98.30	53.99	10	68.21	+14.6
SpdrSemi s	XSD	.16e	.2	...q	79.40	60.13	80	76.97	+19.0
SpdrSCp s	SLYG	...	...	...q	70.00	50.57	199	60.71	+12.6
SpdrSCpV s	SLYV	...	...	...q	71.23	50.55	166	62.08	+15.3
SpdrRs3K s	THRK	...	...	...q	36.63	28.88	448	34.27	+10.9
SpdrWilRE	RWR	2.90e	3.0	...q	98.11	81.65	114	97.10	+12.9
SpdrShTTr	SPTS	.27	.9	...q	29.69	29.33	220	29.61	+.1
SpFcStIn n	XITK	...	...	...	107.00	76.05	15	100.80	+21.9
SPDR SrTr	XTH	...	...	...				80.21	
SPDR Intrnt	XWEB	...	...	...				71.47	
Spdr1500VT	VLU	4.85e	1.8	...q	109.69	85.01		100.72	+9.7
SpdrScored	CBND	.99	3.2	...q	32.36	29.74	4	31.22	+2.1
SpdrIntCBd	IBND	.14e	.4	...q	36.49	32.21	23	32.99	+.1
SpdrIGFlt	FLRN	.20	.7	...q	30.85	30.21	670	30.60	+.8
SpdrHYMu	HYMB	2.55	4.6	...q	56.98	54.01	37	56.02	-.1
SpdrWFPf	PSK	2.59e	6.2	...q	43.90	38.53	83	42.07	+6.3
SpdrBarlTB	BWZ	.01e	...	...q	33.49	30.19	10	30.69	
SpdrBarcCv	CWB	3.55e	4.4	...q	54.99	45.13	2308	51.40	+9.9
SpdrLTBd s	SPLB	...	...	...q	27.31	24.80	147	26.17	+3.1
SpdrITBd	SPIB	.92	2.7	...q	33.72	32.70	692	33.62	+1.8
SpdrBarMBB	MBG	.83	3.3	...q	25.66	24.76	36	25.53	+.5
SpdrEMBd	EBND	...	...	...q	30.47	25.43	103	27.22	+2.6
SpdrShTHiY	SJNK	1.58	5.9	...q	27.63	25.63	1518	26.99	+3.7
SpdrLehHY	JNK	2.30	6.5	...q	36.38	32.92	17026	35.39	+5.4
SpdShTBd	SPSB	.40e	1.2	...q	30.41	29.98	1228	30.37	+.8
SP IntTip	WIP	.41e	.3	...q	59.61	51.52	59	53.20	+2.2
SPLIntTB s	BWX	...	...	...q	29.72	26.76	472	27.61	
SpdrTrans s	XTN	.25e	.4	...q	69.25	50.58	8	62.93	+17.8
SpdrTelcm	XTL	.68e	1.0	...q	77.41	58.68	5	70.53	+12.4
SpdrHCSv s	XHS	.61e	.1	...q	77.35	59.62	7	70.82	+13.2
SpdrHCEq s	XHE	3.22e	.1	...q	89.07	64.00	36	78.62	+12.2
SpdrSf&Sv s	XSW	.19e	.2	...q	97.61	69.55	33	90.63	+21.6
SpdrMLCrs	CJNK	1.01e	3.9	...q	26.17	24.34	21	25.44	+3.0
SpdrAerDf s	XAR	1.70e	1.0	...q	101.22	73.23	526	93.95	+19.0
SpdAgBd n	SPAB	...	...	...	28.19	27.24	670	28.06	+.8
SpdrBarcTip	IPE	1.04e	1.8	...q	55.79	53.24	54	54.55	+1.2
SprBl 1-3b rs	BIL	...	...	...q	91.64	91.37	2039	91.53	+.1
SpdLgTr s	SPTL	...	...	...q	35.79	32.29	559	35.10	+.2
SpdrLehIntTr	ITE	.74	1.2	...q	59.90	57.60	69	59.56	
SpdrS&P RB	KRE	.74e	1.3	...q	66.04	43.95	7770	54.85	+17.2
Spdr1500MT	MMTM	1.61e	1.4	...q	132.75	100.68	26	119.16	+10.5
SpdrRetl s	XRT	.49e	1.1	...q	52.96	38.10	4874	44.82	+9.3
SpdNuBMu s	TFI	...	...	...q	48.59	46.64	299	48.53	+.9
SpdrPhm s	XPH	3.00e	.9	...q	49.97	34.51	103	41.27	+12.7
SpdrOGEx	XOP	.73e	2.4	...q	45.45	23.89	20562	30.19	+13.8
▲SpNuBST rs	SHM	...	...	...q	48.34	47.41	248	48.35	+.6
SpdrGendr	SHE	...	...	...	78.06	60.01	12	69.61	+9.2
SpdrOGEq	XES	.49e	4.3	...q	19.19	8.14	1541	11.39	+26.4
SpdR1KLVF	ONEV	...	...	...	78.13	64.13	3	74.95	+11.2
SpdrMetM	XME	.24e	.8	...q	38.77	25.06	697	30.31	+15.7
SpdrR1KMo	ONEO	...	...	...	77.52	59.41	2	70.35	+12.2
SpdrR1KYF	ONEY	...	...	...	75.30	59.35	4	68.80	+11.2
SpdSPXHiD	SPYD	...	...	...q	38.75	32.34	665	37.45	+9.9
SpdrFosFFr	SPYX	...	...	...q	71.57	56.92	11	66.95	+9.9
SpdrR1KLV	LGLV	5.40e	1.8	...q	99.24	83.75	28	96.70	+8.6
SpdrUsaSt	QUS	.54e	...	...q	84.64	68.65	44	80.04	+9.8
Spd SP600 s	SLY	...	...	...	78.25	56.30	149	68.27	+13.8
SpdrSPXBbk	SPYB	.41e	...	...q	68.19	53.10	4	64.59	+13.7
SpdrSCap n	SPSM	...	...	...	34.15	24.79	314	30.42	+15.4
Spdr1-10Tip	TIPX	.08e	.4	...q	19.30	18.74	34	19.06	+1.0
Spd 0-5Tip n	SIPE	...	...	...					
SpdrR2KLV	SMLV	2.16e	2.3	...q	100.17	79.35	8	92.32	+11.4
SPX Cp	SPXC	...	...	14	39.28	25.22	238	32.05	+14.4

Continued on **next page**

Continued from **previous page**

NYSE

Name	Ticker Symbol	Div	Yield	PE	52-week High	52-week Low	Vol 1000s	Last	YTD %Chg
SPX Flow n	FLOW	...	...	14	54.92	27.23	289	33.26	+9.3
SRC Eng	SRCI	...	...	6	13.32	4.01	4682	4.37	-7.0
STMicro	STM	.40	2.4	18	26.43	12.00	1714	16.45	+18.5
SABESP	SBS	.39e	3.7	...	12.25	5.58	4755	10.63	+31.7
SabnR	SBR	3.42e	8.0	...	49.95	30.27	16	42.50	+14.0
SachemC n	SACH	.68f	15.3	...	4.55	3.30	114	4.45	+13.8
SafeBulk	SB	.04	2.5	...	4.00	1.48	190	1.61	-9.6
SafeBlk pfB	SBpB	2.00	7.8	...				25.50	
SafeBlk pfC	SBpC	2.00	10.1	...	24.88	16.00	2	19.76	+7.8
SafeB pfD	SBpD	2.00	10.0	...	24.46	15.54	15	19.92	+6.5
SafegdSci	SFE	...	...	...dd	13.95	7.98	47	10.18	+18.1
SafeInco n	SAFE	.60	3.2	...	20.17	15.57	18	18.95	+.7
SailptTch n	SAIL	...	...	...dd	34.60	15.24	2493	32.05	+36.4
StJoe	JOE	...	...	48	20.00	12.63	68	15.87	+20.5
Salesforce	CRM	...	...	...cc	163.57	105.93	5060	159.47	+16.4
SalMidMLP	SMM	.68	7.4	...q	10.90	6.80	139	9.19	+24.4
SallyBty	SBH	...	...	12	23.61	13.72	1594	18.69	+9.6
SJuanB	SJT	.51e	11.7	9	9.63	4.21	130	4.32	-10.0
SanchezEn	SN	...	...	...dd	5.13	.22	1201	.37	+38.5
SanchzM rs	SNMP	.60	17.8	...dd	13.25	1.27	250	3.38	+96.5
SandRidge	SD	...	...	...	18.27	6.98	216	8.23	+8.1
SandRMiss	SDT	.22e	23.4	1	2.30	.75	58	.96	+19.9
SandRMs2	SDR	.21e	21.3	1	2.00	.76	118	1.01	+18.8
SandRdgP	PER	.50e	22.1	5	3.00	1.70	75	2.28	+20.6
SandstG g	SAND	...	...	...	5.55	3.48	1044	5.42	+17.6
SantCUSA	SC	.80e	...	6	21.81	15.55	919	20.31	+15.5
SantFn pfA	SANpA	1.70	6.6	...				25.88	
SantFn pfB	SANpB	1.03	4.4	...				23.44	
SantFn pfC	SANpC	1.63	6.4	...				25.39	
SantFn pfI	SANpI	1.60	6.5	...				24.75	
SaratogaI	SAR	2.12f	9.2	...	28.30	18.60	8	23.01	+15.6
SaratIn23 n	SAB	1.69	6.5	...	26.13	24.49	1	25.84	+2.4
Sasol	SSL	1.41e	4.9	...	39.73	27.40	163	28.66	-2.2
SaulCntr	BFS	2.12f	3.7	19	60.65	45.49	43	56.85	+20.4
SaulCtr pfC	BFSpC	1.72	6.6	...	26.39	23.66	4	26.00	+4.4
SaulCt pfD	BFSpD	...	...	...	23.98	20.62	1	23.05	+10.3
MastThera	MSTX/O	...	...	...dd				.13	
Schlmbrg	SLB	2.00	4.5	27	75.43	34.99	9657	44.14	+22.3
SchndrNt n	SNDR	.24	1.0	...	30.52	17.56	692	23.26	+24.6
SchwUSMkt	SCHB	.96e	1.4	...q	71.36	56.12	1059	66.31	+10.6
SchwUSLgC	SCHX	.98e	1.5	...q	70.50	55.87	942	65.70	+10.1
SchwLCGr	SCHG	.63e	.8	...q	82.71	64.30	518	76.76	+11.4
SchwLCVal	SCHV	1.14e	2.1	...q	57.52	46.25	480	53.57	+8.7
SchwMCap	SCHM	.59e	1.1	...q	58.83	44.97	241	54.89	+14.5
SchUSSmC	SCHA	.76e	1.1	...q	78.34	57.04	461	70.09	+15.5
SchwEMkt	SCHE	.49e	1.9	...q	30.10	22.82	3187	25.27	+7.4
Sch 1000 n	SCHK	...	...	...	29.00	22.97	325	27.07	+10.4
SchEMLgC	FNDE	.39e	1.4	...q	32.26	25.15	311	27.93	+8.1
SchIntSmCo	FNDC	.55e	1.8	...q	36.79	27.16	171	30.51	+7.6
SchIntLgCo	FNDF	.61e	2.3	...q	31.29	24.35	348	26.83	+6.4
SchUSSmCo	FNDA	.36e	1.0	...q	41.83	30.98	227	37.58	+14.4
SchUSLgCo	FNDX	.54e	1.4	...q	40.40	31.85	324	37.28	+9.7
SchUSBrd	FNDB	.61e	1.6	...q	40.32	31.63	15	37.14	+10.9
SchwUSDiv	SCHD	1.13e	2.2	...q	54.29	44.03	816	51.13	+8.9
SchwIntEq	SCHF	.71e	2.3	...q	34.83	27.33	5050	30.38	+7.2
SchwAggBd	SCHZ	1.09	2.1	...q	51.17	49.47	1027	51.04	+.9
SchwREIT	SCHH	.89e	2.0	...q	43.63	36.29	633	43.48	+12.9
SchIntUSTr	SCHR	.86	1.6	...q	53.31	51.31	643	53.00	+.1
SchSTUSTr	SCHO	.35	.7	...q	50.03	49.42	975	49.93	
SchUSTips	SCHP	...	...	...q	55.05	52.75	365	53.90	+1.2
SchwIntSC	SCHC	.59e	1.9	...q	37.75	27.92	491	31.50	+8.2
Schwab	SCHW	.52	1.1	18	60.22	37.83	6082	45.29	+9.1
Schwb pfC	SCHWpC	1.50	5.7	...	27.05	24.58	24	26.19	+3.2
Schwb pfD	SCHWpD	...	...	...	26.89	24.38	37	25.90	+3.6
SchwitMau	SWM	1.76f	5.3	12	45.48	24.35	279	33.43	+33.5
SciApplic	SAIC	1.24	1.7	16	93.31	58.19	496	74.57	+17.1
ScorpioB19	SLTB	1.88	7.4	...	25.64	25.00	10	25.37	+.7
ScorpBlk rs	SALT	.08	1.8	...	8.45	3.89	284	4.50	-18.6
▲ScorpioT 20	SBNA	1.69	6.8	...	24.99	22.93	19	25.00	+2.2
ScorpT19 n	SBBC	...	...	...	25.74	24.62	27	25.04	-.8
ScorpTk rs	**STNG**	**.40**	**2.1**	**...**	**32.50**	**14.75**	**1987**	**19.39**	
Scotts	SMG	2.20	2.8	19	93.00	57.96	415	77.93	+26.8
Sea Ltd n	SE	...	...	...	17.19	10.06	2175	16.00	+41.3
SbdCp	SEB	6.00	.2	13	4330.02	3434.71	0	3770.48	+6.6
SeabGld g	SA	...	...	...	15.30	10.20	204	13.35	+.9
SeacorHld	CKH	...	...	...dd	59.00	34.63	83	45.02	+21.7
SeacrMar	SMHI	...	...	...	26.20	11.42	28	13.20	+12.2
Seadrill n	SDRL	...	...	...dd	26.72	7.80	347	8.30	-14.9
Seadrill	SDLP	.04m	3.8	...	3.94	1.00	290	1.06	-38.7
SealAir	SEE	.64	1.5	21	46.21	30.22	2107	42.10	+20.8
Seaspan	SSW	.50	5.5	14	10.72	5.50	503	9.07	+15.8
Seaspn pfE	SSWpE	2.06	8.7	...	26.30	19.40	14	23.75	-.6
Seaspan 19	SSWN	1.59	6.3	...	25.64	25.00	31	25.17	-.6
Seaspn pfD	SSWpD	1.99	8.5	...	25.48	18.95	10	23.44	+1.7
Seaspn pfH	SSWpH	...	...	...	25.57	18.31	25	22.99	+1.6
Seaspn pfG	SSWpG	...	...	...	25.99	19.63	17	24.14	+1.6
Seaspan n	SSWA	.50	2.0	...	25.51	23.15	10	24.74	+4.6
SeaWorld	SEAS	...	...	51	32.47	13.87	1853	24.80	+12.3
SelEngS n	WTTR	...	...	...	17.86	6.05	619	9.36	+48.1
SelMedHld	SEM	...	...	11	21.65	14.06	914	15.63	+1.8
SelctIns 43	SGZA	1.47	5.9	...	25.79	23.25	17	24.87	+3.8
SemGroup	SEMG	1.89	11.4	...dd	28.00	12.86	728	16.63	+20.7
SemiMfg	SMI	...	...	15	7.37	3.74	130	5.14	+20.1
SempraEn	SRE	3.58	3.1	18	127.22	100.49	1441	114.05	+5.4
Sempra pfA	SREpA	...	...	...	107.00	95.11	9	100.09	+5.2
SensataT	ST	...	...	18	54.84	49.63		50.49	
Senseon n	SENS	...	...	...				2.48	
Sensient	SXT	1.44	2.3	19	78.40	51.93	481	62.54	+12.0
SequansC	SQNS	...	...	...dd	2.24	.75	92	1.01	+29.5
Seritage n	SRG	1.00	2.3	...	51.89	30.60	293	42.88	+32.6
Seritge pfA	SRGpA	1.75	7.4	...	25.30	19.54	6	23.80	+8.2
ServiceCp	SCI	.68	1.5	17	47.09	35.19	1070	45.36	+12.7
ServiceMst	SERV	...	...	24	45.64	33.07	597	39.70	+8.1
ServcNow	NOW	...	...	...dd	237.49	145.24	1295	234.03	+31.4
Servotr	SVT	.16e	1.4	...cc	12.70	8.69	10	11.85	+19.1
ShakeShk n	SHAK	...	...	74	70.12	36.58	371	52.74	+16.1
ShawCm g	SJR	1.18	...	84	21.50	17.50	376	20.22	+11.8
ShellMidst	SHLX	1.60f	8.3	14	26.43	15.86	794	19.32	+17.7
Sherwin	SHW	4.52f	1.0	33	479.64	355.28	476	431.78	+9.7
ShinhanFn	SHG	...	...	...	45.45	34.02	157	38.77	+9.2
ShipFin	SFL	1.40	11.1	11	15.65	10.31	502	12.59	+19.6
Shopify n	SHOP	...	...	...dd	180.00	112.50	1606	176.52	+27.5
Shutterstk	SSTK	3.00e	...	32	55.76	31.77	162	41.41	+15.0
SibanyeG	SBGL	.14r	3.4	...	4.60	2.02	3512	4.13	+45.9
SiderurNac	SID	...	...	...	3.36	1.91	1799	2.69	+22.8
SierraMt n	SMTS	...	...	...cc	3.00	1.53	10	1.76	
Sifco	SIF	...	...	...	6.67	3.05	0	3.53	+2.3
SignetJwlrs	SIG	1.48	5.8	...dd	71.07	23.61	926	25.51	-19.7
Silvrbow n	SBOW	...	...	...	34.76	20.95	19	22.24	-5.9
SlvrcpMt n	SVM	.02	...	45	3.12	1.83	229	2.26	+7.6
SimonProp	SPG	8.20f	4.5	25	191.49	145.78	1136	183.76	+9.4
Simon pfJ	SPGpJ	4.19	5.9	...	72.88	66.50	0	70.50	+2.6
SimpsnM	SSD	.88	1.5	22	78.36	49.54	244	59.84	+11.0
SinopcShg	SHI	...	...	...	74.09	42.01	40	48.90	+13.3
Siteone n	SITE	...	...	38	95.49	45.32	395	53.93	-2.4
SixFlags	**SIX**	**3.28**	**6.0**	**18**	**73.38**	**49.79**	**11888**	**54.87**	-1.4
Skechers s	SKX	...	...	18	43.08	21.45	1871	32.84	+43.5
Skyline	SKY	...	...	29	34.78	12.72	367	19.30	+31.4
Smart&Fnl	SFS	...	...	26	9.00	4.45	171	6.66	+40.5
▲Smartsh n	SMAR	...	...	...	36.09	18.06	478	36.62	+47.3
Smith&N	SNN	.61e	1.6	66	40.78	32.22	630	37.97	+1.6
SmithAO s	AOS	.88	1.7	26	66.89	40.34	1011	51.09	+19.6
Smucker	SJM	3.40	3.3	13	133.38	91.32	1012	101.54	+8.6
SnapInc A n	SNAP	...	...	...dd	20.75	4.82	32410	9.19	+66.8
SnapOn	SNA	3.80	2.4	15	189.46	135.29	676	155.92	+7.3
SocCapH n	IPOA	...	...	...	10.29	9.83	177	10.09	+.9
SocCapH un	IPOA/U	...	...	...	11.58	10.02	3	10.39	+1.6
SocQ&M	SQM	.99e	2.4	24	58.69	36.70	912	41.03	+7.1
Sogou n	SOGO	...	...	36	15.50	4.80	412	6.06	+15.4
Sol-Wind n	SLWD	...	...	...					
SolarOilf n	SOI	.10p	...	...	20.18	10.50	260	15.35	+27.0
Solitario	XPL	...	...	...dd	.57	.19	25	.28	+21.6
SonicAut	SAH	.24	1.5	8	23.60	12.78	281	15.85	+15.2
▲SonocoP	SON	1.64	2.7	25	61.07	46.55	1115	60.16	+13.2
SonyCp	SNE	...	...	...	61.02	42.43	729	45.12	-6.5
Sothebys	BID	.40	1.0	15	60.16	35.62	305	40.37	+1.6
SourcC	SOR	1.00	2.8	...q	42.41	30.01	8	35.44	+8.9
SoJerInd s	SJI	1.12	3.7	...dd	36.72	25.96	581	30.59	+10.0
SthcrssEn	SXE	...	...	...dd	1.92	.21	80	.35	+58.4
SCEd pfB	SCEpB	1.02	5.6	...	23.28	15.00	1	18.10	+2.8
SCEd pfC	SCEpC	1.06	5.9	...	23.00	15.04	4	18.01	+.1
SCEd pfD	SCEpD	1.08	5.6	...	23.15	15.54	4	19.30	+5.6
SCEd pfE	SCEpE	1.20	5.7	...	24.93	16.61	9	21.00	+2.7
SouthnCo	SO	2.40	4.9	23	49.62	42.38	4007	49.20	+12.0
SouthCo 75	SOJA	1.56	6.0	...	26.74	24.85	64	26.04	+2.1
SouthCo ef	SOJB	...	...	...	25.30	21.47	49	24.39	+11.8
SouthCo77 n	SOJC	1.31	5.4	...	24.85	21.28	39	24.29	+11.3
SthnCopper	SCCO	1.50e	4.8	20	58.09	29.01	1216	31.44	+2.2
SwstAirl	LUV	.64	1.1	10	64.02	44.28	5013	58.00	+24.8
SwtGas	SWX	2.08	2.7	24	85.97	62.54	245	78.10	+2.1
SwGA Fn	SGB	.48	2.4	11	26.04	19.80	3	20.05	-1.1
SwstnEngy	SWN	...	...	5	6.23	3.23	13597	4.01	+17.6
SprkNtSE wi	LOV	...	...	...	15.25	7.87	1	11.36	+44.2
Sparton	SPA	...	...	21	23.10	11.96	127	18.45	+1.4
SpdFosFr n	EFAX	...	...	...	74.69	58.70	5	64.36	+6.5
SpdDbShDu	STOT	...	...	...	49.80	48.22	11	48.99	+.7
SpdEmFos	EEMX	...	...	...	73.78	55.63	7	61.32	+8.0
SpdDbEMk	EMTL	...	...	...	50.24	46.99	1	49.00	+2.9
SpecOpps	SPE	1.19e	2.7	...q	13.81	11.22	12	13.10	+10.6
SpcOpp pfB	SPEpB	.88	3.5	...	26.06	23.90	1	24.99	+.2
SpectrmB	SPB	1.68	3.1	5	108.41	46.10	946	53.35	-35.0
SpeedM	TRK	.60	3.5	17	20.76	14.66	30	17.11	+5.2
SpinMedT n	FFIU	...	...	...	24.65	23.30		24.50	+2.0
Spire	SR	2.37	3.1	17	81.13	63.91	11260	75.34	+1.7
SpiritAero	SPR	.48	.5	21	96.77	64.48	827	93.65	+29.9
SpiritAir	SAVE	...	...	26	65.35	34.36	1024	61.42	+6.0
SpirMTA n	SMTA	1.33e	...	...dd	9.81	6.93	114	7.88	+10.5
SpiritR pfA	SRCpA	1.50	6.5	...	24.20	19.55	13	23.10	+15.5
SpiritRl rs	SRC	.50	1.3	18	42.65	32.89	380	39.79	+12.9
Spotify n	SPOT	...	...	...dd	198.99	103.29	2942	146.87	+29.4
SpragueRs	SRLP	2.67	15.0	18	28.00	13.76	36	17.80	+22.8
Sprint	S	...	...	4	6.62	4.81	12578	6.18	+6.2
SprottSilv	PSLV	...	...	...q	6.41	4.95	703	5.66	+1.3
SprottGold	PHYS	...	...	...q	11.08	9.35	264	10.63	+3.1
SprottPPP	SPPP	...	...	...	11.14	7.21	79	10.98	+11.4
SprottRL g	SILU	...	...	...				1.25	
Square n	SQ	...	...	...	101.15	38.80	7649	75.67	+34.9
STAG Indl	STAG	1.39	4.9	69	29.07	22.42	1390	28.41	+14.2
STAG pfB	STAGpB	1.66	6.7	...	25.45	24.91		24.76	
STAG pfC	STAGpC	...	...	...	26.60	24.91	1	26.31	+2.4
StageStrs	SSI	.20	18.3	...dd	3.25	.67	105	1.09	+47.3
SP Matls	XLB	.98e	1.8	...q	61.75	47.05	4885	53.75	+6.4
SP HlthC	XLV	1.01e	1.1	...q	96.06	78.74	6939	91.47	+5.7
SP CnSt	XLP	1.28e	2.4	...q	57.00	48.33	11389	53.84	+6.0
SP Consum	XLY	1.12e	1.0	...q	118.13	91.73	4167	109.31	+10.4
SP Engy	XLE	2.04e	3.1	...q	79.42	53.36	10213	65.07	+13.5
SPDR Fncl	XLF	.46e	1.8	...q	29.81	22.05	47610	25.88	+8.6
SP Inds	XLI	1.12e	1.5	...q	80.41	59.92	11704	74.69	+16.0
SP Tech	XLK	.78e	1.1	...q	76.27	57.57	9742	69.07	+11.4
▲SpdrRESel	XLRE	...	...	...q	34.72	29.44	4007	34.79	+12.2
SP Util	XLU	1.55e	2.8	...q	57.18	48.22	19094	55.54	+5.0
StdMotor	**SMP**	**.92f**	**1.9**	**36**	**56.54**	**42.50**	**345**	**48.41**	
Standex	SXI	.80	1.0	26	114.20	62.02	70	77.94	+16.0
StanBlkDk	SWK	2.64	2.0	29	164.94	106.41	786	133.08	+11.1
StanB&D 52	SWJ	1.44	5.7	...	26.10	23.40	14	25.35	+6.9
StanBlD un	SWP	...	...	...	124.50	85.92	19	98.20	+8.0
Stantec g	STN	.55	...	14	29.10	21.44	5	24.16	+10.5
StarGas	SGU	.47f	5.0	13	10.10	8.74	39	9.35	+.1
Starret	SCX	.40	5.1	25	8.93	4.62	27	7.83	+49.7
Startek	SRT	...	...	53	11.52	5.26	53	7.44	+11.9
StarwdPT	STWD	1.92	8.8	14	23.04	19.16	2098	21.84	+10.8
StateStr	STT	1.88f	2.7	11	110.33	57.87	2353	68.66	+8.9
StateSt pfC	STTpC	...	...	...	25.57	22.00	15	24.93	+10.7
StateSt pfD	STTpD	...	...	...	27.93	24.09	31	26.67	+8.9
StaStCp pfG	STTpG	...	...	...	26.92	23.35	47	25.58	+7.1

Name	Ticker Symbol	Div	Yield	PE	52-week High	52-week Low	Vol 1000s	Last	YTD %Chg
StateSt pfE	STTpE	...	...	...	26.72	24.73	22	26.07	+3.6
SteelPtrs	SPLP	1.50	10.8	6	20.60	12.93	1	13.86	+3.4
SteelPr pfA	SPLPpA	...	...	...	23.22	19.75	4	22.00	+3.7
Steelcse	SCS	.54	3.2	...	19.35	13.10	241	17.01	+14.7
▲StellusCap	SCM	1.36	9.3	11	14.60	11.07	76	14.64	+13.1
StellCap22	SCA	1.44	5.7	...	25.60	24.30	0	25.25	+3.7
▲Stepan	SCL	1.00f	1.1	22	90.96	68.09	94	90.15	+21.8
Steris plc	STE	1.36	1.1	30	123.50	83.44	420	121.04	+13.3
SterlingBc	STL	.28	1.4	12	25.78	15.62	1799	19.76	+19.7
SterlBc pfA	STLpA	...	...	...	27.34	23.32	1	26.61	+6.9
StewInfo	STC	1.20	2.8	22	45.75	38.72	217	42.52	+2.7
StifelFin	SF	.48f	.9	17	68.31	38.39	501	53.01	+28.0
Stifel pfA	SFpA	1.56	6.2	...	26.79	23.30	28	25.35	+4.3
Stif 47 ef	SFB	...	...	...	25.11	19.50	69	22.45	+9.4
StoneHEM	EDF	2.16	16.1	...q	16.41	10.06	150	13.41	+20.3
StonHEmM	EDI	1.81	13.9	...q	15.54	9.83	47	13.04	+19.6
StoneMor	STON	1.32	37.7	...	6.95	2.00	67	3.50	+66.7
Stonerdg	SRI	...	...	14	37.69	21.68	228	26.16	+6.1
StoreCap	STOR	1.32	4.1	32	32.59	22.60	978	31.96	+12.9
StratALL36	GJT	.29	1.4	...	21.85	18.93	1	20.50	+1.5
Strat D35	GJP	.74	3.4	...	23.37	21.12	0	21.50	+.2
StratGS33	GJS	.32	1.5	...	24.89	19.51	6	20.71	+4.9
StratNWS95	GJV	1.75	6.8	...	26.69	24.95		25.69	+1.7
StratPG34	GJR	.27	1.2	...	23.46	21.31	0	22.74	+2.2
StratUSM	GJH	.64	6.7	...	10.95	9.00	1	9.50	+4.3
StratWMT	GJO	.22	.9	...	23.49	21.90	1	23.00	+2.0
▲Stryker	SYK	2.08	1.1	31	186.17	144.75	867	185.54	+18.4
SturmRug	RGR	1.10e	1.9	20	70.00	43.00	107	57.78	+8.6
SubPpne	SPH	2.40	10.8	18	25.56	18.63	172	22.20	+15.2
SumitMitsu	SMFG	...	...	...	9.15	6.33	669	7.13	+9.5
SummitHtl	INN	.72	6.4	10	15.61	9.29	632	11.19	+15.0
SumtH pfC	INNpC	1.78	7.1	...				24.90	
SummtH pfD	INNpD	1.61	7.0	...	25.20	20.26		23.05	+6.7
SumHP pfE	INNpE	...	...	...	24.98	18.89	16	21.43	+4.4
SumtMtls n	SUM	.29t	...	15	33.31	11.25	1840	15.81	+27.5
SummitMP	SMLP	2.30	17.6	...dd	20.75	10.04	277	13.05	+29.9
SunCmts	SUI	2.84	2.5	...cc	114.57	82.04	230	113.68	+11.8
SunLfFn g	SLF	2.00	...	...	44.00	31.49	793	35.25	+6.2
SunCokeE	SXC	.99e	...	5	14.32	7.63	699	9.61	+12.4
SunCokeEn	SXCP	1.60m	11.5	11	19.80	9.61	272	13.87	+30.4
Suncor g	SU	1.44	...	...	42.55	25.81	3247	32.55	+16.4
SunlOnl n	STG	...	...	...	14.08	2.25	25	5.01	+64.8
SunLink	SSY	...	...	...dd	2.02	.81	12	1.22	+7.0
SunocoLP	SUN	3.30	11.0	7	31.46	23.80	367	30.15	+10.9
SunstnHtl	SHO	.20	1.4	17	17.60	12.70	1956	14.41	+10.8
SunstHt pfE	SHOpE	...	...	...	26.38	24.37	4	26.36	+4.4
SunstHt pfF	SHOpF	1.61	6.6	...	25.53	22.58		24.55	+5.0
Suntech	STP	...	...	...				.54	
SunTrst	STI	2.00	3.1	11	75.08	46.05	4867	64.03	+26.9
SunTr wtA	STI/WS/A	...	...	...				34.28	
SunTr pfA	STIpA	1.50	6.9	...	25.37	18.83	24	21.75	+9.0
SunTr pfE	STIpE	1.47	6.0	...				24.70	
SupDrillg	SDPI	...	...	...dd	5.05	1.02	63	1.67	+42.7
SupEnrgy	**SPN**	**.32**	**7.5**	**...dd**	**12.73**	**2.87**	**3711**	**4.27**	+27.5
SuperiorInd	SUP	.36	7.3	8	22.95	4.36	237	4.96	+3.1
SuzanoP n	SUZ	...	...	...	26.76	18.31	54	24.00	+21.2
SwEBioFu23	FUE	...	...	...	7.60	5.58		6.56	+4.7
SwEGrain23	GRU	...	...	...	3.89	3.20		3.30	+1.1
SwRCmETR	RJN	...	...	...	3.64	1.87	0	2.83	+15.0
SwRCmMTR	RJZ	...	...	...	9.14	7.20	0	7.93	+2.8
SwLgCap22	EEH	...	...	...q				20.43	
SwRCmATR	RJA	...	...	...	6.48	5.50	17	5.64	+.7
SwERCmTR	RJI	...	...	...	5.96	4.83	129	5.20	+6.3
SwisHelv	SWZ	.64e	.4	...q	13.46	6.75	13	7.39	+7.1
Switch n	SWCH	.03e	...	...	16.23	6.39	1250	8.60	+22.9
Synchrony	SYF	.84	2.7	9	38.07	21.78	7722	30.83	+31.4
Synnex	SNX	1.50f	1.5	12	129.01	71.83	320	101.25	+25.2
Synovs pfC	SNVpC	1.97	7.9	...	26.35	25.28		24.94	
SynovusFn	SNV	1.00	2.6	11	57.40	29.93	1790	38.10	+19.1
SynthBio rs	SYN	...	...	...	15.93	3.54			
Sysco	SYY	1.56f	2.3	27	75.98	57.92	2312	66.56	+6.2
Systemax	SYX	.22a	.9	24	37.92	19.92	76	24.78	+3.7

- T -

Name	Ticker Symbol	Div	Yield	PE	52-week High	52-week Low	Vol 1000s	Last	YTD %Chg
TAL Educ s	TAL	...	...	...cc	47.63	21.08	4817	32.74	+22.7
TC PpLn	TCP	2.60	7.9	10	52.35	22.64	209	32.72	+1.9
TCF Fncl	TCF	.60	2.7	11	27.34	18.17	1675	22.45	+15.2
TCF deo pfC	TCFpD	...	...	...	25.25	21.51	18	23.84	+4.4
TCF F pfC	TCFpC	1.61	6.4	...				25.10	
TCW Strat	TSI	.21	3.8	...q	5.71	5.20	149	5.40	+2.5
TE Connect	TEL	1.76	2.2	23	106.00	69.84	1324	80.86	+6.9
THLCred22	TCRZ	1.69	6.7	...	26.11	24.57	1	25.30	+1.2
THLCSenL	TSLF	1.32	8.6	...q	17.83	14.19	32	15.31	+3.0
TIM Part	TSU	.28e	1.8	...	23.12	13.82	1059	15.70	+2.3
TJX	TJX	.78	1.6	12	113.28	41.49	4614	49.50	+10.6
TPG Pace n	TPGE	...	...	...	13.00	9.69		12.30	
TPG Pac n	TPGH	...	...	...cc	10.40	9.76	1	10.12	+1.2
TPG RE n	TRTX	1.72	8.7	12	21.05	17.81	176	19.82	+8.4
TPG SpLnd	TSLX	1.56	7.7	10	21.24	17.00	113	20.31	+12.3
TableauA	DATA	...	...	...dd	133.74	77.32	1480	130.02	+8.4
TahoeRes	TAHO	.24	6.3	...	5.63	2.18	1169	3.83	+4.9
TailorBr	TLRD	.72	5.7	8	35.94	11.37	662	12.69	-7.0
Taiwan	TWN	1.71	...	...q	19.58	14.35	3	16.54	+9.1
TaiwSemi	TSM	.73e	1.9	...	45.75	34.22	7782	38.06	+3.1
TakedaPh n	TAK	...	...	...	20.64	16.15	1756	20.11	+19.6
Takung n	TKAT	...	...	...dd	3.24	.45		.70	+2.8
TallgrEn	TGE	2.08	...	...					
TallgELP n	TEGP	2.08f	8.9	...dd	26.35	17.14	1839	23.38	-3.9
TalosEn rs	TALO	...	...	...dd	40.16	14.60	156	21.03	+28.9
StneEn wt	SGY/WS	...	...	...				7.21	
TangerFac	SKT	1.42f	6.5	11	24.91	19.76	2389	21.80	+7.8
TanzRy g	TRX	...	...	...	.68	.25	314	.66	+88.6
Tapestry	TPR	1.35	3.8	22	55.50	31.91	4713	35.15	+4.1
TargaRes	TRGP	3.64	8.1	...	59.21	33.55	2520	45.10	+25.2
TargaR pfA	NGLSpA	2.25	8.4	...	27.49	24.20	2	26.67	+4.0
Target	TGT	2.56	3.5	12	90.39	60.15	4611	72.18	+9.2
TaroPhrm	TARO	12.81e	...	14	106.94	76.93	43	104.43	+23.4
Taseko	TGB	...	...	...	1.89	.44	353	.55	+17.1
TataCom	TCL	...	...	...				6.62	
TataMotors	TTM	...	...	...	29.39	10.29	1759	11.23	-7.8
Taubmn	TCO	2.62f	5.2	26	65.50	43.44	1553	50.85	+11.8
Taub pfJ	TCOpJ	1.63	6.4	...	25.77	23.43	0	25.42	+6.0
Taub pfK	TCOpK	1.56	6.3	...	25.64	22.35	11	24.95	+5.9
TaylorMH	TMHC	...	...	9	24.76	14.73	2110	18.49	+16.3
Team	TISI	...	...	...dd	25.55	12.85	251	15.39	+5.1
Technip	FTI	.13	...	13	34.39	18.20	3115	22.85	+16.7
TeckRes g	TECK	.19e	...	...	30.80	18.17	4096	21.54	
Teekay	TK	.22	5.8	...dd	9.23	2.92	753	3.80	+13.8
TeekLNG	TGP	.56	4.2	...	19.45	10.74	340	13.19	+19.7
TeekLN pfA	TGPpA	2.25	9.0	...	26.15	22.29	20	25.00	+6.5
TeekOffsh	TOO	.04m	3.0	...	3.12	1.10	737	1.32	+9.1
TeekOf pfA	TOOpA	1.81	9.5	...	23.55	14.05	47	19.09	+21.3
TeekOf pfB	TOOpB	2.13	10.2	...	25.01	16.78	21	20.84	+13.4
TeekOf pfE	TOOpE	2.22	10.6	...	25.45	17.35	26	21.01	+17.4
TeekayTnk	TNK	.21	20.0	...	1.36	.87	864	1.05	+13.1
Tegna	TGNA	.28	2.3	7	14.25	10.00	2041	12.24	+12.6
TejonRnch	TRC	...	...	...cc	26.25	16.04	32	19.43	+17.2
TeklaHlth	HQH	1.93e	9.3	...q	23.44	16.50	90	20.81	+15.9
TeklaHcrOp	THQ	1.35a	7.6	...q	18.92	15.16	89	17.73	+5.7
TeklaLfSci	HQL	1.95e	11.2	...q	20.68	13.95	48	17.44	+15.4
TeklaWH n	THW	1.40	10.8	...q	14.20	10.80	77	12.92	+11.5
TelInstEl	**TIK**	**...**	**...**	**...dd**	**6.00**	**2.05**	**151**	**3.75**	-1.6
Teladoc n	TDOC	...	...	...	89.05	33.00	746	66.58	+34.3
Telaria n	TLRA	...	...	...dd	5.16	2.19	70	3.19	+16.8
TlcmArg	TEO	.71e	4.4	...	35.58	13.31	171	16.18	+4.0
TelItalia	TI	...	...	...	11.28	4.94	113	5.38	-3.1
TelItaliaA	TI/A	.30e	6.4	...	9.60	4.34	23	4.69	-4.1
Teledyne	TDY	...	...	36	250.87	177.48	104	232.44	+12.3
Teleflex	TFX	1.36	.5	35	287.59	226.02	189	281.52	+8.9
TelefBrasil	VIV	.64e	4.9	15	16.64	9.21	1641	12.91	+8.2
TelefEsp	TEF	1.20e	14.3	...	10.22	7.70	970	8.33	-1.5
TelData	TDS	.64	1.8	10	37.29	23.88	840	35.45	+8.9
TelData45	TDI	1.66	6.6	...	26.21	20.55	3	25.25	+11.6
TelData 61	TDA	1.47	6.7	...	25.19	17.89	17	21.86	+11.3
TelData60	TDJ	1.75	7.0	...	25.81	21.61	11	25.07	+7.6
TelData59	TDE	1.72	7.0	...	25.99	21.15	22	24.71	+6.7
Telus gs	TU	1.75	...	...	37.70	32.46	386	35.27	+6.4
TmpDrgn	TDF	4.00e	2.6	...q	23.25	16.10	56	18.70	+10.0
TmpEMF	EMF	1.28e	2.1	...q	17.39	12.60	33	14.54	+10.2
TmpEMI	TEI	.80a	7.7	...q	11.98	8.96	100	10.34	+7.5
TmpGlb	GIM	.30	4.7	...q	6.52	5.95	532	6.44	+6.8
TempurSly	TPX	...	...	16	59.51	38.90	4355	56.08	+35.5
Tenaris	TS	.69e	2.6	...	40.64	20.45	3187	26.20	+22.9
TenetHlth	THC	...	...	...dd	39.74	16.61	889	23.84	+39.1
Tengsco	TGC	...	...	...dd	2.47	.59	2	.94	-.8
Tennant	TNC	.88f	1.4	...cc	86.03	48.97	76	61.97	+18.9
Tenneco	TEN	1.00	2.9	7	60.20	25.73	424	34.19	+24.8
TVA 28	TVC	.96	3.6	...	28.87	23.29	6	26.67	+7.8
TVA 29	TVE	.84	3.3	...	26.98	23.22	5	25.70	+6.3
Teradata	TDC	...	...	28	47.22	34.06	1690	46.07	+20.1
Terex	TEX	.44f	1.4	28	45.47	25.47	749	31.91	+15.7
Ternium	TX	1.10e	3.5	10	42.43	25.52	229	31.62	+16.7
TerrenoRlt	TRNO	.96f	2.3	47	42.70	31.71	270	41.26	+17.3
TetraTech	TTI	...	...	...dd	5.11	1.29	949	2.52	+50.0
TeucrCorn	CORN	...	...	...q	18.60	15.39	47	16.14	+.6
TeucrSug	CANE	...	...	...q	9.06	6.46	18	7.32	+3.3
▼TeucrWht	WEAT	...	...	...q	7.33	5.93	197	5.91	-.3
TeucrSoyb	SOYB	...	...	...q	19.47	15.26	20	16.41	+1.4
TeucrmAgs	TAGS	...	...	...q	25.70	20.04		20.41	-.6
TevaPhrm	TEVA	.73e	4.3	11	25.96	14.59	16659	17.28	+12.1
TexPacLd	TPL	.29f	...	...cc	877.97	409.00	16	740.00	+36.6
Textainer	TGH	.96	7.2	14	23.50	9.10	80	13.34	+33.9
Textron	TXT	.08	.1	29	72.87	43.27	1547	54.00	+17.4
Thai	TTF	.25e	...	...q				11.27	
ThermoFis	TMO	.68	.3	31	253.91	199.85	996	246.14	+10.0
Thermon	THR	...	...	50	27.95	18.37	108	24.30	+19.8
ThirdPtRe	TPRE	...	...	29	14.90	8.85	415	10.97	+13.8
ThomsonR	TRI	1.38	2.6	22	53.45	36.52	455	52.69	+9.1
Thor Inds	THO	1.56	2.4	11	136.40	47.71	832	65.97	+26.9
3D Sys	DDD	...	...	...dd	21.78	9.00	926	13.44	+32.2
3M Co	MMM	5.76f	2.8	28	244.86	176.87	2230	204.93	+7.6
Tidwtr	TDW	1.00	4.5	...dd	36.09	18.36	148	22.16	+15.8
Tidwtr wtA	TDW/WS/A	...	...	...					
Tidwtr wtB	TDW/WS/B	...	...	...					
TierREIT n	TIER	.72	3.0	30	25.20	17.04	156	24.09	+16.8
Tiffany	TIF	2.20	2.4	25	141.64	73.04	1445	90.33	+12.2
Tillys	TLYS	...	...	28	25.46	10.19	464	11.81	+8.7
Timken	TKR	1.12	2.6	17	52.45	33.98	732	42.64	+14.3
TimknSteel	TMST	...	...	...dd	19.40	8.18	159	12.30	+40.7
Titan Intl	TWI	.02	.4	...dd	14.53	4.49	316	5.60	+20.2
TollBros	TOL	.44	1.2	8	49.24	28.68	1686	36.71	+11.5
Tompkins	TMP	2.00	2.6	18	91.99	69.02	32	77.16	+2.9
TootsieR	TR	.36b	1.0	32	36.00	27.45	115	35.58	+6.5
TopBuild n	BLD	...	...	23	87.21	41.27	310	56.52	+25.6
Torchmark	TMK	.64	.8	6	89.62	69.68	463	81.83	+9.8
Trchmk pfC	TMKpC	...	...	...	26.97	23.70	11	26.45	+5.3
Toro Co s	TTC	.90f	1.4	25	65.06	52.97	440	62.14	+11.2
TorDBk gs	TD	2.68	...	9	75.46	47.73	1059	56.17	+13.0
MonTNAPpl	TPYP	.45p	...	...q	24.70	19.04	25	23.13	+16.2
TortWat n	TBLU	...	...	...	30.15	25.06	0	28.14	+9.6
TortEnInd	NDP	1.75	17.0	...q	13.90	5.99	382	10.27	+51.5
TortEnInf	TYG	2.62	10.6	...q	30.88	18.36	234	24.79	+24.6
TortMLP	NTG	1.69	11.7	...q	19.97	11.02	160	14.42	+17.7
TortPplE	TTP	1.63m	10.7	...q	19.40	11.34	24	15.30	+23.3
TortPw&E	TPZ	1.65	9.1	...q	20.20	14.77	47	18.15	+13.9
Total SA	TOT	2.71e	4.9	...	65.69	49.70	1903	55.37	+6.1
TotalSys	TSS	.52	.6	23	100.39	75.58	1323	92.10	+13.3
TowerIntl	TOWR	.52	2.1	11	36.65	22.68	277	24.82	+4.3
TownsqMda	TSQ	.30	5.0	8	9.79	3.95	14	6.00	+47.1
Toyota	TM	...	...	...	139.14	111.12	236	119.25	+2.7
TrCda g	TRP	1.84e	4.3	16	46.19	34.58	1526	42.48	+19.0
TransEntx	TRXC	...	...	...dd	6.98	1.29	1852	2.71	+19.9
TransUn n	TRU	.30	.5	25	79.48	52.15	4356	63.64	+12.0
Trnsalta g	TAC	.23	...	...	6.05	3.99	43	5.65	+37.1

Name	Ticker Symbol	Div	Yield	PE	52-week High	52-week Low	Vol 1000s	Last	YTD %Chg
TrnsatlPet	**TAT**	**...**	**...**	**...dd**	**2.17**	**.65**	**34**	**1.15**	+10.6
TrnsRty	TCI	.20p	...	...dd	52.00	23.90	1	32.62	+15.2
TransDigm	TDG	24.00	...	29	433.47	278.99	602	429.77	+26.4
TrnsMont	TLP	3.22	7.9	17	41.56	33.98	34	40.93	+.9
Transocn	RIG	...	...	...dd	14.47	6.19	9816	8.54	+23.1
TrGasSur	TGS	...	...	...cc	22.70	10.72	59	16.03	+6.9
Travelers	TRV	3.08f	2.4	14	143.41	111.08	1267	126.93	+6.0
Travelport	TVPT	.30	1.9	...	20.30	12.39	1917	15.76	+.9
TrecoraRs	TREC	...	...	15	15.60	6.69	26	9.12	+16.9
Tredgar	TG	.44	2.6	23	26.50	14.85	80	16.97	+7.0
TreeHseF	THS	...	...	19	60.58	36.35	2695	59.03	+16.4
Trex s	TREX	...	...	53	90.74	50.72	915	78.34	+32.0
TriPointe	TPH	...	...	11	18.48	10.37	1496	13.08	+19.7
TriContl	TY	1.02e	3.9	...q	28.19	21.83	55	25.95	+10.3
TriCntl pf	TYp	2.50	4.8	...	53.75	48.82		51.93	-1.1
▲TribMda A	TRCO	1.00	2.2	22	46.33	31.61	1920	46.29	+2.0
TrilogyMtl	TMQ	...	...	...	2.34	1.05	61	2.12	+22.5
TrimShrk n	TTAC	...	...	...	38.86	29.73	66	35.03	+11.5
TrimAllC n	TTAI	...	...	...	28.04	21.66	1	24.13	+8.9
TriNetGrp	TNET	...	...	24	60.15	38.74	490	49.53	+18.1
Trinity	TRN	.52	2.1	6	28.32	18.99	2648	24.80	+20.4
TrinityPlce	TPHS	...	...	...	7.45	3.86	25	4.09	-5.8
Trinseo SA	TSE	1.83	3.7	6	84.90	42.10	459	49.54	+8.2
TrioTch	TRT	...	...	10	6.80	2.46	8	3.10	+26.0
TriplePtV	TPVG	1.44	11.2	7	13.95	10.25	75	12.91	+18.5
TripPt22 n	TPVY	...	...	...	25.87	22.38	0	25.53	+2.4
Triple-S	GTS	...	...	19	44.01	15.45	77	20.51	+17.9
TritonInt n	TRTN	2.08	6.3	...	39.56	27.76	842	33.12	+6.6
TriumphGp	TGI	.16	.7	5	29.60	11.16	617	23.07	+100.6
Tronox	TROX	.18	1.7	15	21.68	6.46	1255	10.80	+38.8
TrueBlue	TBI	...	...	14	29.85	20.56	301	23.57	+5.9
Tsakos	TNP	.20	5.8	...	3.99	2.56	201	3.46	+30.1
TsakE pfB	TNPpB	2.00	8.0	...	25.51	23.45	2	24.95	+2.1
Tsakos pfC	TNPpC	2.22	9.0	...	25.99	22.56	3	24.77	+4.3
Tsakos pfD	TNPpD	2.19	10.4	...	26.65	16.16	7	21.11	+18.1
TsaksE p E	TNPpE	...	...	...	25.80	16.50	46	19.40	+9.8
Tuppwre	TUP	1.08m	3.7	...dd	52.57	26.22	1099	29.22	-7.4
Turkcell	TKC	...	...	...	10.36	3.93	379	6.94	+23.5
TurnPtBr n	TPB	.16	.4	...	47.00	19.11	106	38.37	+41.0
TurqHillRs	TRQ	...	...	15	3.34	1.43	7452	1.64	-.6
TutorPerini	TPC	...	...	9	24.98	14.66	338	16.50	+3.3
22ndCentry	XXII	...	...	...dd	3.29	1.92	941	2.52	+1.2
Twilio n	TWLO	...	...	...	119.00	24.63	9493	107.27	+20.1
Twitter	TWTR	...	...	79	47.79	26.19	15282	30.96	+7.7
TwoHrb pfA	TWOpA	2.03	7.9	...	27.68	25.03	18	25.77	-1.5
TwoHrb pfB	TWOpB	1.91	7.7	...	26.47	23.80	15	24.66	-.6
TwoHrbl rs	TWO	1.88	13.6	6	16.27	12.63	2741	13.83	+7.7
TwoHrIn pfC	TWOpC	...	...	...	25.32	22.73	9	24.00	+.1
TylerTech	TYL	...	...	51	252.47	173.26	495	215.75	+16.1
Tyson	TSN	1.50	2.5	11	77.31	49.77	2304	61.18	+14.6

- U -

Name	Ticker Symbol	Div	Yield	PE	52-week High	52-week Low	Vol 1000s	Last	YTD %Chg
UBS 3xLCr	WTIU	...	...	...	47.60	7.64	96	13.70	+59.5
UBS 3xInvC	WTID	...	...	...	21.15	5.10	143	9.71	-43.9
VelDlyIn n	EXIV	...	...	...	41.00	19.05	9	29.79	+42.2
VelLngVS n	EVIX	...	...	...	16.58	7.76	1	8.13	-35.0
UBS FILCG	FBGX	...	...	...q	303.85	168.81	26	234.22	+23.6
UBS2xSPDiv	SDYL	3.40e	4.0	...q	92.80	64.50	1	85.29	+17.4
UBS Grp	UBS	.69e	5.4	...	19.53	11.61	1834	12.68	+2.4
UDR	UDR	1.29	2.9	52	44.84	32.90	1298	44.64	+12.7
UGI Corp	UGI	1.04	2.0	11	59.31	42.51	1034	53.03	-.6
UMH Prop	UMH	.72	5.3	19	16.69	11.14	110	13.60	+14.9
UMH pfB	UMHpB	2.00	7.8	...	27.14	25.41	11	25.75	+.9
UMH pfC	UMHpC	1.69	6.7	...	26.78	22.29	23	25.04	+8.8
UQM Tech	UQM	...	...	...dd	1.68	.80	540	1.66	+95.3
US FdsHl n	USFD	...	...	24	40.92	27.51	4059	35.31	+11.6
US Geoth rs	HTM	...	...	...cc	5.50	5.33		5.45	
USPhysTh	USPH	.92	.9	51	129.65	71.70	62	107.83	+5.4
US Silica	SLCA	.25	1.7	15	34.34	9.30	1004	14.41	+41.6
US XprE n	USX	...	...	...	16.94	16.05		16.62	
USA Cmp	USAC	2.10	14.0	...dd	19.28	12.09	104	15.00	+15.6
Usaa USA VI	ULVM	...	...	...	54.34	42.37	19	50.01	+11.0
Usaa SCVal	USVM	...	...	...	57.34	42.68	7	51.56	+13.6
USAA IntlVl	UIVM	...	...	...	53.10	40.33	28	44.46	+7.2
Usaa EMVl	UEVM	...	...	...	54.00	40.85	8	44.81	+7.4
Usaa STrBd	USTB	...	...	...	49.89	49.24	3	49.85	+.8
Usaa IntBd	UITB	...	...	...	49.14	47.58	22	48.93	+1.8
USANA s	USNA	...	...	22	137.95	74.05	171	106.86	-9.2
USCF Oil n	USOU	...	...	...	92.51	14.51	77	25.94	+59.1
USCF ShOil	USOD	...	...	...	15.30	3.63	77	7.04	-43.7
USCF shpei	BUY	...	...	...	28.76	17.83		21.43	+14.8
USCF shpen	BUYN	...	...	...	28.15	16.81		18.77	-12.4
USD Ptrs	USDP	1.44f	12.6	...	12.00	9.15	100	11.45	+9.6
USG	USG	...	...	24	43.50	32.37	1581	43.05	+.9
Ultrapar	UGP	.55e	3.7	...	24.63	8.86	798	14.94	+10.3
UndrArm s	UAA	...	...	38	24.96	13.85	7300	21.83	+23.5
UnAr C wi	UA	...	...	...	23.28	12.60	2667	19.78	+22.3
Unifi	UFI	...	...	11	38.65	19.61	192	22.88	+.2
UniFirst	UNF	.45	.3	17	193.05	132.38	164	145.35	+1.6
UnilevNV	UN	1.43e	2.6	...	58.72	51.56	873	55.11	+2.4
Unilever	UL	1.48e	2.7	...	58.07	50.74	704	54.48	+4.3
UnionAc un	LTN/U	...	...	...	10.90	10.00		10.83	+.7
▲UnionPac	UNP	3.52f	2.1	12	169.17	125.31	4157	169.63	+22.7
UniqueF n	UFAB	.20m	4.4	7	9.70	4.22	36	4.55	+7.8
Unisys	UIS	...	...	...dd	20.95	9.40	1328	13.88	+19.3
Unit	UNT	...	...	8	29.06	13.19	341	15.68	+9.8
UtdMicro	UMC	.09e	5.0	...	3.14	1.64	686	1.81	+1.1
UtdNtrlF	UNFI	...	...	6	47.73	9.23	935	14.62	+38.1
UPS B	UPS	3.64	3.3	19	125.09	89.89	2357	111.80	+14.6
UtdRentals	URI	...	...	10	190.74	94.28	1177	131.70	+28.5
USNatGas	UNL	...	...	...q	11.84	8.71	1	10.32	-.1
US12MoOil	USL	...	...	...q	28.54	17.05	9	21.21	+18.1
USAntimny	UAMY	...	...	...	1.05	.23	23	.60	+3.4
US Bancrp	USB	1.48	2.9	12	56.10	43.14	5481	50.46	+10.4
US Bcp pfA	USBpA	35.49e	4.4	...	937.73	749.50		801.00	+6.8
US Bcp pfH	USBpH	.89e	4.6	...	24.22	18.20	356	19.31	+3.2
US Bcp pfM	USBpM	1.63	5.9	...	28.39	25.99	46	27.49	+3.8
US Bcp pfO	USBpO	1.29	5.2	...	25.83	22.10	8	24.71	+7.8
US Bc pfN	USBpN	...	...	...					
US Brent	BNO	...	...	...q	24.41	14.58	325	18.30	+19.4
US Cellular	USM	...	...	12	59.74	32.33	182	55.12	+6.1
US Cellu60	UZA	1.74	7.0	...	25.80	21.72	9	25.01	+11.4
US Cellu 63	UZB	1.81	7.0	...	26.20	22.20	7	25.70	+9.1
US Cell64	UZC	1.81	7.0	...	26.70	22.50	12	25.80	+9.1
USCmdtyFd	USCI	...	...	...q	45.44	36.75	36	38.57	+2.8
USDslHtOil	UHN	...	...	...q	21.76	17.04		20.60	
US GasFd	UGA	...	...	...q	37.15	22.05	91	26.20	+14.4
USCoppFd	CPER	...	...	...q	21.00	15.94	7	17.36	+5.6
USAgriFd	USAG	...	...	...q	18.21	15.53		15.53	
US NGas rs	UNG	...	...	...q	39.87	21.56	2618	22.99	-7.0
US OilFd	USO	...	...	...q	16.24	9.23	27130	11.48	+18.8
USSteel	X	.20	.9	13	47.64	17.08	7054	22.65	+24.2
UtdTech	UTX	2.94	2.4	19	144.15	100.48	3747	124.13	+16.6
UtdhlthGp	UNH	3.60	1.4	21	287.94	212.50	3015	265.33	+6.5
UNITIL	UTL	1.48f	2.8	28	53.39	41.89	45	52.84	+4.3
Univar n	UNVR	...	...	39	31.23	16.33	1707	23.45	+32.2
UnvslCp	UVV	3.00	5.2	8	76.98	46.10	186	57.28	+5.8
UnvHR	UHT	2.68f	3.6	40	76.97	53.00	40	75.39	+22.8
UnivHlthS	UHS	.40	.3	17	139.63	109.37	655	133.73	+14.7
Univ Insur	UVE	.64	1.7	10	50.50	27.75	142	38.31	+1.0
UnvSecInst	UUU	...	...	...dd	3.50	.98	18	1.33	+25.5
UnivTInst	UTI	.08	2.3	...dd	4.20	1.86	32	3.47	-4.9
UnumGrp	UNM	1.04	2.9	1	53.10	26.77	1179	35.39	+20.5
Ur-Energy	URG	...	...	37	.93	.54	100	.74	+14.2
UraniumEn	UEC	...	...	...	1.89	1.12	755	1.36	+8.8
UrbnEdg n	UE	.88	4.4	24	23.37	16.13	1041	20.07	+20.8
UrstdBid	UBP	1.10f	6.5	35	18.50	14.75	2	16.95	+12.5
UrsBidA	UBA	1.08f	5.0	32	23.16	17.20	117	21.40	+11.3
UrsBid pfG	UBPpG	1.69	6.7	...	25.86	24.00	0	25.07	+1.3
UrstBid pfH	UBPpH	1.56	6.3	...	25.34	21.90	4	24.86	+6.2

- V -

Name	Ticker Symbol	Div	Yield	PE	52-week High	52-week Low	Vol 1000s	Last	YTD %Chg
VF Corp	VFC	2.04	2.4	25	97.00	67.18	1138	85.97	+20.5
VICI Pr n	VICI	1.00e	4.6	...	22.37	17.58	3006	21.66	+15.3
VOC EnTr	VOC	.82e	17.6	10	6.38	3.32	57	4.66	+29.1
VaalcoE	**EGY**	**...**	**...**	**...**	**3.38**	**.77**	**1090**	**2.49**	+69.4
VailRsrt	MTN	5.88	2.8	29	302.76	179.60	288	207.17	-1.7
Vale SA	VALE	.29e	2.4	12	16.13	10.89	26822	12.14	-8.0
ValeroE	VLO	3.60f	4.3	22	126.98	68.81	2810	83.61	+11.5
Valhi	VHI	.08	2.5	29	9.24	1.63	174	3.22	+66.8
Valmont	VMI	1.50	1.1	20	160.70	103.01	115	135.74	+22.3
Valvoline n	VVV	.42	2.2	...	24.18	17.49	1302	19.07	-1.4
VanEMGold	OUNZ	...	...	...q	13.40	11.53	41	12.88	+2.3
VanEGold	GDX	.06e	.3	...q	23.31	17.28	33708	22.14	+5.0
VnE LgFl n	LFEQ	...	...	...	28.51	23.48	17	25.92	+5.4
VanE Grn n	GRNB	...	...	...	27.21	24.66		25.59	
VnEkSteel	SLX	.40e	1.0	...q	51.92	33.66	6	38.96	+11.8
MV Pharm	PPH	1.30e	2.2	...q				58.24	
VnEkHiIn rs	YMLP	...	...	...q	23.38	16.08	8	19.61	+14.3
VanE Env	EVX	.53e	.6	...q	107.81	78.41	1	95.03	+14.1
VanE 12-17 n	ITML	...	...	...					
VanE USBd	IGEM	...	...	...q	24.04	23.27		23.27	
VanE EMHi	HYEM	1.57	6.8	...q	24.40	21.99	60	23.11	+3.3
VanEHiYM rs	HYD	...	...	...q	63.12	60.52		61.00	
VanE ChiBd	CBON	.68e	...	...q	24.34	22.05		22.87	+2.1
VnEkShHY	SHYD	.81	3.3	...q	24.68	23.89	44	24.34	+.6
VanE TrH n	THHY	...	...	...					
VnEkRus	RSX	.01e	...	...q	24.33	18.18	12818	20.32	+8.4
VanE BDC	BIZD	1.47e	9.1	...q	17.40	13.85	48	16.15	+15.0
VEckPfSec	PFXF	1.24e	6.5	...q	19.84	17.20	162	19.08	+7.7
VanE FallA	ANGL	1.63e	4.8	...q	29.66	26.25	163	28.25	+5.9
VanE IntHY	IHY	1.26	5.2	...q	25.87	23.25	611	24.02	+2.6
VanE Reit	MORT	2.36e	8.2	...q	24.75	20.64	50	23.11	+8.4
VnEkCfMun	XMPT	1.35	5.3	...q	25.47	23.01	25	25.34	+6.1
VanE EmM	EMAG	.92	4.4	...q	22.00	19.73		20.76	+3.5
VanE IGFlt	FLTR	.15e	.6	...q	25.38	24.63	320	25.03	+1.4
VnE EMBd rs	EMLC	...	...	...q	39.52	31.48		32.52	
VanEAltEn	GEX	1.07e	1.7	...q	63.27	51.21	3	62.88	+15.2
VEckMun	PRB	.15e	.6	...q	24.54	24.07		24.52	+.5
▲VnEkSMu	SMB	.20	1.1	...q	17.45	17.05	45	17.45	+.9
VanE LgMu	MLN	.62	3.1	...q	19.95	18.89	17	19.75	+1.0
VnEIntMu rs	ITM	...	...	...q	47.38	45.96		46.28	
VnEkHiInInf	YMLI	1.20	9.8	...q	14.40	10.44	3	12.28	+11.2
VanE GenDr	GNRX	...	...	...	26.19	20.17		22.33	+7.9
VanE OilR	CRAK	...	...	...q	36.19	25.55	4	29.11	+8.5
V IntMoat	MOTI	...	...	...q	35.40	27.67	2	30.96	+9.3
VEckNucl	NLR	1.72e	3.4	...q	53.86	46.28	0	50.72	+2.3
VnEkGlSpin	SPUN	...	...	...q	25.99	19.15		19.70	
VanEChAMC	CNXT	...	...	...q	37.10	20.35	3	24.14	+15.3
VanE Israel	ISRA	.44e	1.4	...q	34.34	26.62	4	31.33	+11.8
VanEWMoat	MOAT	.41e	.9	...q	47.35	38.64	516	46.11	+12.0
VanE UncOG	FRAK	.06e	.5	...q	18.24	10.03	55	12.42	+13.7
VnEkSemi	SMH	.58e	.6	...q	114.55	80.71	4387	102.03	+16.9
VnEkRtl]	RTH	1.39e	1.4	...q	112.23	87.11	18	101.92	+8.5
VanE Agri	MOO	1.10e	1.8	...q	66.64	54.16	45	61.69	+8.4
VEckOilSvc	OIH	.47e	2.7	...q	29.87	13.13	4503	17.14	+22.2
VnEkRusSC	RSXJ	.81e	2.6	...q	43.50	26.57	4	30.57	+11.9
VEckVcREr	REMX	.50a	3.4	...q	31.30	13.05	17	14.63	+7.9
VEckChina	PEK	1.41e	1.4	...q	51.18	31.04	23	36.33	+15.3
VnEkIndSC	SCIF	.57e	1.5	...q	65.66	36.58	50	37.38	-11.8
VanE Egyp	EGPT	...	...	...q	40.97	26.57	8	32.26	+16.5
VEckPoland	PLND	.29e	1.7	...q	20.36	15.17	9	16.62	+2.2
VanE JrGld	GDXJ	...	...	...q	34.36	25.91	10197	32.33	+7.0
VanE Coal	KOL	.13	1.0	...	18.12	12.24	15	13.68	+8.9
VnEk Viet	VNM	.32e	2.0	...q	20.50	14.37	468	16.36	+10.9
VanEBrzSC	BRF	...	...	...q	25.20	15.93	19	22.70	+13.4
VanEIndo	IDX	.25e	1.1	...q	26.51	18.81	16	22.70	+4.3
VanENatRs	HAP	.64e	1.8	...q	38.74	30.67	3	35.11	+8.9
VanE VAfr	AFK	.53e	2.5	...q	26.59	18.01	2	21.61	+9.9
VanE Gam	BJK	1.07e	2.9	...q	50.35	30.81	7	37.09	+12.3
VangLTBd	BLV	3.92e	4.2	...q	91.34	83.46	159	88.77	+1.4

Continued on **next page**

Continued from **previous page**

NYSE

Name	Ticker Symbol	Div	Yield	PE	52-week High	52-week Low	Vol 1000s	Last	YTD %Chg
VangIntBd	BIV	2.17a	2.6	...q	82.66	79.35	495	82.32	+1.3
VangSTBd	BSV	1.08e	1.2	...q	79.08	77.66	1163	78.88	+.4
VangTotBd	BND	2.06e	2.3	...q	80.09	77.46	1896	79.90	+.9
VangExDur	EDV	4.81e	3.1	...q	116.71	101.61	55	114.05	+.5
VangMegG	MGK	1.33e	1.1	...q	129.38	99.51	104	118.84	+11.1
VangMegV	MGV	1.53e	2.0	...q	82.04	66.82	53	76.80	+7.5
VangMega	MGC	1.47e	1.5	...q				96.61	
VanHiDvY	VYM	2.10e	2.5	...q	89.47	73.18	601	83.97	+7.7
VangEMI	VXF	1.13e	1.0	...q	125.36	93.42	1166	114.91	+15.1
VangGrth	VUG	1.38e	.9	...q	162.36	124.85	719	150.05	+11.7
VangLgCp	VV	1.84e	1.5	...q	135.38	107.34	485	126.21	+9.9
VangMidC	VO	1.76e	1.1	...q	167.16	129.51	431	156.74	+13.4
VangSmCp	VB	1.63e	1.1	...q	166.03	123.80	703	152.42	+15.5
VangSCG	VBK	1.19e	.7	...q	190.49	139.95	183	176.29	+17.1
VangSCV	VBR	1.96e	1.5	...q	143.52	107.57	288	130.25	+14.2
VangTSM	VTI	2.17e	1.5	...q	151.84	119.35	2731	141.19	+10.6
VangValu	VTV	2.05e	1.9	...q	113.49	91.62	2050	105.92	+8.1
VangSP500	VOO	3.81e	1.5	...q	270.67	214.83	3247	252.20	+9.7
VangMCVal	VOE	1.76e	1.6	...q	116.27	89.59	203	106.73	+12.0
VangMCGr	VOT	.82e	.6	...q	143.97	111.78	111	137.39	+14.8
▲VangREIT	VNQ	3.08e	3.6	...q	84.55	71.08	6927	84.52	+13.3
VangDivAp	VIG	1.82e	1.7	...q	112.61	91.68	1019	106.86	+9.1
VangAllWld	VSS	2.83e	2.8	...q	122.43	90.89	402	101.48	+7.2
VangTotW	VT	1.53e	2.0	...q				78.12	
VangAllW	VEU	1.34e	2.7	...q	56.39	44.06	2986	48.80	+7.1
VangEmg	VWO	1.10e	2.7	...q	49.15	36.35	14819	40.93	+7.4
VangPacif	VPL	1.37e	2.1	...q	75.13	58.62	435	64.96	+7.1
VangEur	VGK	1.71e	3.3	...q	60.53	46.80	4387	51.83	+6.6
▲VangTEBd	VTEB	.28e	...	...q	51.41	49.85	559	51.36	+.6
Vang500Gr	VOOG	1.62e	1.1	...q	160.04	125.87	86	148.03	+9.7
Van500Val	VOOV	2.01e	1.9	...q	114.71	91.41	44	107.16	+9.8
VanSC600V	VIOV	1.66e	1.3	...q	150.33	106.74	12	131.32	+15.6
VanSC600G	VIOG	1.13e	.7	...q	179.75	129.95	18	156.00	+12.8
VangSC600	VIOO	1.19e	.8	...q	165.03	118.07	62	143.26	+13.9
VanMC400V	IVOV	1.50e	1.2	...q	131.09	98.92	14	120.76	+14.8
VanMC400G	IVOG	1.16e	.9	...q	147.36	110.97	11	133.53	+13.3
VanMC400	IVOO	1.57e	1.2	...q	138.74	105.30	24	127.55	+14.0
VangFTSE	VEA	1.10e	2.8	...q	45.77	35.74	12051	39.85	+7.4
VangCnD	VCR	2.03e	1.2	...q	182.50	139.16	117	166.26	+10.5
VangCnS	VDC	3.69e	2.6	...q	147.15	124.93	128	139.63	+6.4
VangEngy	VDE	2.37e	2.7	...q	109.79	71.70	337	87.78	+13.8
VangFncl	VFH	.90e	1.4	...q	74.63	55.16	1243	65.27	+10.0
VanHC Etf	VHT	1.96e	1.1	...q	181.92	148.31	145	172.05	+7.1
VangIndl	VIS	2.25e	1.6	...q	151.35	112.15	109	139.46	+15.8
VangInfT	VGT	1.61e	.9	...q	204.44	154.72	405	188.41	+12.9
VangMat	VAW	2.12e	1.8	...q	139.43	103.54	44	120.51	+8.7
VangUtil	VPU	3.41e	2.8	...q	127.07	106.72	134	123.72	+5.0
VangTel	VOX	3.14e	3.8	...q	89.84	69.48	523	82.08	+10.8
VantageEn	VEI	...	...	...					
Vapothrm n	VAPO	...	...	...	22.07	14.70	20	16.65	-16.5
VarianMed	VAR	...	...	81	133.41	101.42	640	131.77	+16.3
VectorGp	VGR	1.60b	13.7	17	20.41	9.21	1032	11.64	+19.6
Vectrus	VEC	...	...	11	41.48	19.61	103	27.19	+26.0
VedantaLtd	VEDL	1.20e	13.9	...	21.26	8.46	596	8.62	-25.3
▲VeevaSys	VEEV	...	...	...cc	120.10	55.65	975	120.60	+35.0
VenatorM n	VNTR	...	...	...	22.70	3.59	579	5.87	+40.1
Ventas	VTR	3.17	4.9	57	65.70	46.55	2043	64.74	+10.5
Veoneer n	VNE	...	...	...	55.21	22.63	677	27.86	+18.2
Vereit	VER	.55	6.7	...cc	8.38	6.52	5170	8.27	+15.7
Vereit pf	VERpF	1.68	6.7	...	25.97	23.50	29	25.18	+6.4
Veritiv	VRTV	...	...	...dd	51.00	22.35	70	35.38	+41.7
VerizonCm	VZ	2.41	4.5	7	61.58	46.09	11186	54.03	-3.9
VerizonC 54	VZA	1.48	5.8	...	26.62	24.96		25.55	+1.0
VermilnE g	VET	2.03	...	...	37.89	19.43	205	24.29	+15.3
Verso Cp	VRS	...	...	...	34.60	14.76	184	25.14	+12.2
Versum	VSM	.24f	.6	...	41.35	25.02	998	37.98	+37.0
ViadCorp	VVI	.40	.7	27	62.50	46.17	89	55.02	+9.8
VictSCHiD	CSB	.60e	...	...q	48.80	38.29	3	44.55	+11.0
VinaConc	VCO	.66e	1.6	...	47.99	38.45		42.02	
VinceHlg rs	VNCE	...	...	4	24.19	6.95	29	13.41	+43.7
Vipshop	VIPS	...	...	6	19.14	4.31	5042	7.07	+29.5
VirnetX	VHC	...	...	...dd	6.44	2.10	528	5.04	+110.0
VirDynCr n	BLHY	...	...	...	25.65	22.51	9	23.79	+3.3
VirShUS n	VESH	...	...	...	23.97	20.86		22.47	
ZweigTR	ZTR	.97	9.4	...q	12.57	8.29	119	10.36	+16.0
VirtGblMSc	VGI	1.87	15.5	...q	16.12	10.32	47	12.08	+9.0
Visa s	V	1.00	.7	48	151.56	116.03	6308	143.16	+8.5
VishayInt	VSH	.34	1.6	...cc	26.50	16.63	1041	21.84	+21.3
VishayPrc	VPG	...	...	25	45.00	23.65	32	33.32	+10.2
VistaGold	**VGZ**	**...**	**...**	**...dd**	**.87**	**.37**	**203**	**.72**	+37.1
VistaOutd n	VSTO	...	...	...dd	20.04	8.55	876	9.27	-18.3
VistraEn n	VST	...	...	97	26.61	17.41	2293	26.31	+14.9
VitaminSh	VSI	...	...	6	13.95	3.55	464	5.49	+15.8
VivintSolar	VSLR	...	...	31	7.44	2.85	660	4.71	+23.6
▲VMware	VMW	26.81p	...	47	167.65	94.12	1365	167.98	+22.5
VoceraCm	VCRA	...	...	...dd	42.60	22.43	794	30.33	-22.9
VolarisAv	VLRS	...	...	...	9.31	4.87	502	7.71	+44.1
VolitionRX	VNRX	...	...	...	3.58	1.44	119	2.85	+57.5
VoltInfoSci	VISI	...	...	...dd	4.50	2.07	31	3.92	+82.3
Vonage	VG	...	...	...dd	14.73	7.92	2218	9.70	+11.1
Vornado	VNO	2.64f	3.9	42	77.59	59.48	819	68.27	+10.1
Vorndo pfK	VNOpK	1.43	5.7	...	25.93	21.40	4	24.80	+10.3
Vorndo pfL	VNOpL	1.35	5.8	...	25.24	20.16	90	23.41	+9.2
Vornad pfM	VNOpM	1.31	5.7	...	25.45	19.50	13	22.84	+11.1
Voxeljet	VJET	...	...	...	4.79	1.55	13	2.21	+30.0
VoyaAsPcD	IAE	1.02	11.2	...q	10.85	8.20	17	9.11	+6.8
VoyaEmHi	IHD	.92	11.1	...q	9.83	6.96	36	8.29	+13.7
VoyaFincl	VOYA	.04	.1	16	55.27	36.66	1211	48.57	+21.0
VoyaGlAdv	IGA	1.12	11.0	...q	11.81	8.92	37	10.21	+11.0
VoyaGlbDv	IGD	.91	14.2	...q	7.74	5.56	167	6.43	+9.7
VoyaInfra	IDE	1.46	11.8	...q	16.34	10.71	77	12.41	+12.2
VoyaIntHD	IID	.83	14.4	...q	7.32	4.83	25	5.75	+11.2
VoyaPrRTr	PPR	.29	6.2	...q	5.22	4.39	336	4.69	+4.5
VoyaNatRs	IRR	.81	15.6	...q	6.63	4.00	77	5.19	+21.3
VulcanM	**VMC**	**1.24f**	**1.1**	**24**	**134.44**	**82.52**	**4241**	**112.69**	+14.1

- W -

Name	Ticker Symbol	Div	Yield	PE	52-week High	52-week Low	Vol 1000s	Last	YTD %Chg
W&T Off	WTI	.40	8.0	9	9.88	3.50	2173	5.03	+22.1
WBI TacGr	WBIA	.03e	.1	...q	25.70	20.97	5	21.91	+3.6
WBI TactV	WBIB	.08e	.4	...q	25.96	20.83	4	21.90	+4.9
WBI TacYd	WBIC	.28e	1.4	...q	24.17	19.80	9	20.40	+2.5
WBI TacSel	WBID	.05e	.2	...q	25.13	20.85	6	21.70	+3.4
WBI LCTG	WBIE	.19e	.7	...q	28.44	24.94	4	25.98	+4.0
WBI LCTV	WBIF	.22e	.8	...q	31.10	27.25	4	28.20	+3.0
WBI LCTY	WBIG	.31e	1.3	...q	27.47	23.27	10	23.87	+2.0
WBI LCTS	WBIL	.04e	.2	...q	28.51	24.50	4	25.61	+4.0
WBI PwFact	WBIY	...	...	...	28.05	21.69	16	24.47	+10.5
WBITacRot	WBIR	...	...	...	25.84	22.77	6	23.45	+2.4
WBI TacInc	WBII	.26e	1.1	...q	24.60	23.20	20	24.35	+1.3
WBI THiInc	WBIH	.45e	2.0	...q	24.80	21.71	43	22.37	+2.2
WEC Engy	WEC	2.21	3.0	24	75.61	58.48	1736	74.27	+7.2
WEX Inc	WEX	...	...	33	203.50	131.35	552	171.50	+22.4
WNS Hldg	WNS	...	...	28	54.38	39.24	234	52.81	+28.0
WP Carey	WPC	4.12f	5.5	28	75.75	59.23	614	75.14	+15.0
WPP plc	WPP	3.91e	7.3	...	103.53	50.31	162	53.68	-2.0
WPX Engy	WPX	...	...	...dd	20.80	9.89	5125	13.02	+14.7
WPX pfA	WPXp	1.56	2.0	...	81.68	56.17		76.25	
Wabash	WNC	.32f	2.2	10	24.81	12.25	482	14.27	+9.8
WABCO	WBC	...	...	15	145.00	98.90	325	116.48	+8.5
Wabtec	WAB	.48	.7	22	115.40	65.09	1013	72.05	+2.6
WaddellR	WDR	1.00	5.8	12	21.83	16.01	921	17.37	-3.9
WageWrks	WAGE	...	...	21	58.10	25.15	593	37.35	+37.5
WalMart	WMT	2.08f	2.1	57	106.21	81.78	7195	98.52	+5.8
WalkerDun	WD	1.20f	2.3	8	61.44	37.96	160	52.45	+21.3
WarrMet n	HCC	.20	...	...	31.65	20.88	688	28.15	+16.8
WashPrGp	WPG	1.00	18.1	15	8.44	4.63	2933	5.51	+13.4
WashPr pfH	WPGpH	1.88	9.8	...	23.96	12.59	135	19.15	+19.9
WashPr pfI	WPGpI	1.72	9.8	...	22.70	12.05	65	17.60	+11.7
WREIT	WRE	1.20	4.6	25	31.85	22.53	304	25.94	+12.8
WasteCon s	WCN	.64	...	29	85.06	66.80	1573	81.00	+9.1
▲WsteMInc	WM	1.85	1.9	21	98.99	79.86	2254	98.84	+11.1
Waters	WAT	...	...	...cc	235.85	167.94	648	231.50	+22.7
Watsco	**WSO**	**6.40f**	**4.5**	**27**	**192.94**	**131.88**	**507**	**143.08**	+2.8
WatscoB	**WSO/B**	**5.00f**	**3.5**	**30**	**192.75**	**132.69**	**0**	**144.00**	+6.5
WattsWtr	WTS	.84	1.1	24	93.35	61.17	131	79.67	+23.5
Wayfair	W	...	...	...dd	151.20	60.53	1985	120.08	+33.3
WeathfIntl	WFT	...	...	...dd	3.75	.22	19036	.85	+52.6
WebsterFn	WBS	1.32	2.4	18	69.63	45.38	399	54.68	+10.9
WbstFn pfF	WBSpF	...	...	...					
Weidai n	WEI	...	...	...	10.89	9.14	2	10.51	+13.5
WeinRlt	WRI	1.58a	5.3	10	32.02	23.80	520	29.61	+19.3
WeisMk	WMK	1.24f	2.4	12	57.82	37.06	84	52.52	+9.9
Welbilt	WBT	...	...	...	23.85	10.66	1903	14.99	+34.9
Wellcare	WCG	...	...	32	324.99	188.32	403	273.69	+15.9
WellsF pfJ	WFCpJ	2.00	7.9	...	26.67	25.62		25.18	
WellsF pfL	WFCpL	75.00	5.8	...	1304.48	1245.00	15	1301.00	+3.1
WellsF pfN	WFCpN	1.30	5.5	...	25.00	21.37	37	23.75	+7.9
WellsF pfO	WFCpO	1.28	5.4	...	25.05	21.25	61	23.56	+8.2
WellsF pfP	WFCpP	1.31	5.4	...	25.25	21.50	34	24.18	+9.6
WellsF pfQ	WFCpQ	1.46	5.7	...	26.95	23.65	65	25.58	+4.1
WellsF pfR	WFCpR	1.66	6.0	...	28.20	25.28	44	27.85	+6.0
WellsF pfT	WFCpT	1.50	5.8	...	26.22	24.54	40	25.75	+2.4
WellsFargo	WFC	1.80f	3.7	11	61.27	43.02	16453	48.52	+5.3
WellsF wt	WFC/WS	...	...	...				30.65	
WellsF pfY	WFCpY	...	...	...	25.57	22.76	107	25.00	+6.4
WellsF pfX	WFCpX	...	...	...	25.41	20.90	83	24.85	+7.8
WellsF pfW	WFCpW	...	...	...	25.72	23.22	29	25.44	+6.9
WellsF pfV	WFCpV	...	...	...	26.32	24.49	43	25.95	+3.3
EvgGlbDiv	EOD	.54m	10.3	...q	5.95	4.47	61	5.24	+12.9
WFAdvInco	EAD	.82	10.5	...q	8.21	6.91	186	7.75	+7.2
WFAdMSec	ERC	1.16	9.6	...q	13.20	10.27	105	12.12	+9.3
WFREI pf	WFEpA	1.59	6.1	...	26.74	24.91	6	26.21	+4.6
WFAdUtlHi	ERH	.90	7.1	...q	12.99	10.69	9	12.60	+12.8
Welltower	WELL	1.68e	2.2	18	77.90	49.58	1510	77.47	+11.6
▲Welltwr pfI	HCNpI	3.25	4.7	...	68.75	54.50	100	68.45	+8.4
WescoAir	WAIR	...	...	12	14.23	7.55	275	7.94	+.5
Wesco Intl	WCC	...	...	16	66.65	43.94	951	54.59	+13.7
WestPhrm	WST	.60f	.6	43	125.09	82.74	1188	100.90	+2.9
WstnAlliB	WAL	...	...	13	64.06	37.39	464	45.04	+14.1
WstnAll56	WALA	1.56	6.0	...	26.22	23.65	4	25.79	+4.1
WstACpLn	TLI	.87	9.3	...q	10.61	8.54	17	9.38	+4.5
WAstEMkt	EMD	.84	6.2	...q	15.12	11.82	147	13.65	+11.1
WsADefOp	GDO	1.36	8.3	...q	17.08	14.70	43	16.44	+9.7
WAstGlbHi	EHI	1.16	12.4	...q	9.74	7.99	116	9.33	+12.8
WstAstHI2	HIX	.80	13.9	...q	6.72	5.42	200	6.35	+10.2
WAHiInOp	HIO	.43	8.9	...q	4.94	4.14	344	4.78	+9.1
WAstHYOp	HYI	1.32	9.0	...q	14.94	12.83	105	14.64	+11.3
WstnAsst	PAI	.69	5.0	...q	15.28	12.90	14	13.82	+4.7
WstnAsInt	SBI	.48	5.5	...q	9.16	8.18	17	8.69	+4.1
WAstDefOp	IGI	1.20	6.1	...q	23.67	17.26	29	19.58	+5.5
WAMgdMu	MMU	.78	5.9	...q	13.52	11.50	40	13.25	+4.3
WstAstMtg	WMC	1.24e	12.6	10	11.38	8.26	221	9.88	+18.5
WAMtDOp	DMO	2.82a	13.6	...q	26.25	20.21	47	20.76	+1.8
WA MunDef	MTT	1.01a	4.9	...q	22.40	19.37	23	20.51	+5.1
WstAMunHi	MHF	.34	4.6	...q	7.43	6.85	15	7.29	+5.2
WAMunPrt	MNP	.87	6.0	...q	15.07	13.19	7	14.55	+4.7
WAstBdF	WEA	1.08	8.6	...q	13.14	11.90	27	12.54	+3.7
WstAVari	GFY	.93	5.8	...q	17.53	14.86	1	16.01	+3.3
WAstInfSc	WIA	.38	3.5	...q	11.88	10.42	49	10.93	+3.2
WAstInfOpp	WIW	.40	3.8	...q	11.71	10.01	58	10.52	+3.6
WstC&G gs	**WRN**	**...**	**...**	**...**	**1.01**	**.35**	**70**	**.66**	+46.7
WstnGasEq	WGP	2.41f	7.5	20	40.22	25.89	362	32.21	+16.2
WstnGasPt	WES	3.92f	8.0	40	53.44	38.35	685	49.18	+16.5
WstnRef wi	WNR	...	...	...					
WstnUnion	WU	.80f	4.5	10	21.37	16.42	5780	17.75	+4.0
WestlkChm	WLK	1.59f	2.0	8	124.30	59.78	481	77.80	+17.6
WestlkCLP	WLKP	1.73	7.5	15	27.75	20.25	35	22.95	-4.9
WestpacBk	WBK	1.52e	8.2	...	24.55	16.41	276	18.50	+5.9
WestRck	WRK	1.82	4.7	11	67.96	35.20	1982	38.38	+1.6
WestwdH	WHG	2.88	7.5	8	61.92	32.19	30	38.54	+13.4
Weyerhsr	WY	1.36	5.4	19	38.39	20.52	5054	25.42	+16.3
WheatPr g	WPM	.28e	...	27	22.87	15.08	1379	21.18	+8.4
Whrlpl	WHR	4.60	3.3	...dd	180.00	99.40	759	137.57	+28.7
WhtMtIns	WTM	1.00	.1	72	980.89	798.00	14	900.46	+5.0
WhiteWB wi	WWAV/B/WI	...	...	...					
WhitestnR	WSR	1.14	8.0	36	14.55	10.06	353	14.30	+16.6
WhitngPet rs	WLL	...	...	...dd	56.47	18.37	3482	28.64	+26.2
WidOpW n	WOW	...	...	...	12.91	6.03	104	8.08	+13.3
WidePoint	WYY	...	...	...dd	.66	.40	28	.41	-1.2
WileyJA	JW/A	1.20	2.3	16	71.75	44.67	169	52.06	+10.8
WileyJB	JW/B	1.20	2.3	16	71.40	45.22	0	51.99	+11.0
WLyonHm	WLH	...	...	7	29.81	9.85	877	13.89	+29.9
WmsCos	WMB	1.36	5.1	10	32.22	20.36	11008	26.86	+21.8
WmsSon	WSM	1.72	3.1	17	73.99	45.01	731	55.50	+10.0
Winnbgo	WGO	.44p	1.4	9	47.76	19.77	658	30.59	+26.4
Wipro s	WIT	.03e	.5	...	5.90	4.50	593	5.76	+12.3
WirelessT	WTT	...	...	...dd	2.56	1.40	15	1.68	-5.1
WT IntQua	IQDG	...	...	...	32.29	24.16	3	27.65	+10.2
WT ST HiYl	SFHY	...	...	...	51.40	47.78	0	50.07	+3.7
WT ShTr n	SFIG	...	...	...	49.59	48.54		49.52	+1.1
WT HiYld n	WHFY	...	...	...	54.14	46.75	3	50.08	+5.4
WT Corp n	WFIG	...	...	...	49.49	46.90		48.39	+2.1
WT EmMDv	DVEM	...	...	...	35.83	27.91	10	30.88	+8.4
WT G exMx	XMX	...	...	...	31.03	25.65	1	28.47	+9.1
WT DyCEu	DDEZ	...	...	...	32.46	24.82	0	27.19	+6.5
WT DyInEq	DDWM	...	...	...	31.11	25.23	220	27.92	+7.8
WT DyInSm	DDLS	...	...	...	34.06	26.31	4	29.43	+7.3
WT DynCJp	DDJP	...	...	...	29.70	23.78	0	25.89	+6.0
WTBearEq	DYB	...	...	...q	26.88	23.61	2	23.67	-4.6
WT LgSEq	DYLS	...	...	...q	35.96	27.33	27	29.41	+1.5
WT EuLoc	EZR	...	...	...	32.62	21.13	0	23.29	+5.8
WT GlExUS	HDRW	...	...	...	27.68	26.60		27.52	
WT SCDiv	HGSD	...	...	...q	26.82	21.93		24.91	+10.2
WT GlSmC	GSD	...	...	...	33.55	26.32	0	30.08	+10.3
WTWkDUSE	USWD	...	...	...q	33.25	31.40		32.50	
WT StrDl n	EMSD	...	...	...	28.78	27.19		28.46	
WT DomE n	WUSA	...	...	...	31.11	30.74		31.10	
WT JpnHCr	DXJH	4.10e	.6	...q	37.95	36.18		37.83	
WTUSEnYd	AGGY	1.44	2.9	...q	49.40	47.35	36	48.95	+1.5
WTxUSDiv	DXUS	.04e	...	...q	26.68	25.53		26.19	
WTEurSmC	EUSC	.53e	...	...q	32.39	25.44	4	28.94	+9.5
WT PutStr	PUTW	...	...	...	30.83	24.36	75	26.47	+4.0
WT EMexSt	XSOE	.77e	2.8	...q	33.87	24.32	45	27.86	+9.0
WT JpDvG	JHDG	...	...	...q	29.31	21.40	1	25.58	+7.9
WTIntHDv	IHDG	.70e	1.4	...q	33.04	26.92	172	30.97	+11.3
WT EurDiv	EUDG	.51e	2.1	...q	27.21	21.46	32	24.10	+8.2
WTFltRtTr	USFR	...	...	...q	27.90	25.00	451	25.10	+.1
WT EurHdg	HEDJ	3.51e	2.4	...q	67.62	54.49	1263	61.00	+8.1
WT AsiaDb	ALD	1.02	2.3	...q	46.65	41.78	0	44.57	+2.2
WTEmLDbt	ELD	1.74	5.0	...q	39.88	31.66	10	34.52	+3.0
WT GIRIR n	RRF	...	...	...				40.35	
WisDynCu n	DHDG	...	...	...	25.72	19.82		22.78	+11.6
WisYldEn n	SHAG	...	...	...	49.36	48.41	8	49.28	+.8
Wis US Mul	USMF	...	...	...	31.12	24.81	21	28.82	+10.3
GrnHCmdty	GCC	...	...	...q	19.89	17.35	12	17.88	+1.9
WT Diefa	DWM	.74e	1.5	...q	56.77	44.98	29	49.45	+6.1
WT DefaEq	DTH	1.75e	4.4	...q	45.15	35.97	14	39.40	+6.2
WTDv exF	DTN	2.48e	2.9	...q	92.54	72.58	18	84.09	+9.2
WTEurEq	DEW	1.75e	3.9	...q	48.49	40.15	3	44.99	+7.8
WTEurSC	DFE	1.48e	2.6	...q	72.88	51.01	137	57.06	+6.9
WT EqInco	DHS	2.10e	3.0	...q	73.49	61.58	23	70.95	+9.0
WTIntD exF	DOO	2.01e	5.0	...q	44.98	36.77	5	40.03	+5.6
WT IntLC	DOL	1.69e	3.7	...q	51.61	41.34	34	45.24	+6.4
WTIntMC	DIM	1.53e	2.5	...q	71.02	54.86	11	60.98	+7.5
WTIntSC	DLS	1.16e	1.8	...q	78.64	58.00	78	64.45	+6.8
WTGxUSDv	DNL	.99e	1.8	...q	60.49	47.47	6	53.76	+9.0
WTJpnSC	DFJ	1.26e	1.9	...q	83.41	60.85	30	67.64	+5.0
WTJpHedg	DXJ	1.37e	2.7	...q	58.86	44.86	1593	50.17	+8.1
WT LCD	DLN	1.84e	2.0	...q	97.06	79.15	101	91.56	+8.4
WT MCD s	DON	...	...	...q	37.56	29.88	722	35.76	+13.1
WTAustDiv	AUSE	1.46e	2.8	...q	60.27	46.14	3	52.45	+10.2
WTAsiaPxJ	AXJL	2.22e	3.4	...q	72.30	59.87	0	66.01	+7.9
WT SC s	DES	...	...	...q	30.76	23.23	287	27.86	+13.6
WT TotDv	DTD	2.05e	2.2	...q	97.76	79.49	43	92.56	+9.4
WT MgdFut	WDTI	...	...	...q	41.50	38.20	8	38.73	-.1
WT EmCur	CEW	...	...	...q	20.03	17.63	17	18.48	+2.1
WTChiYuan	CYB	...	...	...q				26.78	
WTBrzReal	BZF	...	...	...q				18.90	
WTESCDv	DGS	1.29e	2.8	...q	55.49	39.79	102	45.90	+9.6
WT EmEq	DEM	1.80e	4.2	...q	49.34	38.90	162	43.06	+7.2
WTGxUSRe	DRW	1.22e	4.0	...q	32.87	27.11	12	30.48	+9.8
WT JpCapG	DXJC	3.43e	2.0	...q	28.62	26.69		26.91	
WT India	EPI	.22e	.9	...q	27.94	21.66	1454	23.49	-5.3
WT JpHFn	DXJF	3.48e	1.3	...q	26.21	19.61	30	21.17	+4.8
WTUSDBull	USDU	1.78e	...	...q	27.79	24.82	8	27.20	+.5
WT LowPE	EZY	.90e	1.1	...q	88.83	69.73	1	84.68	+14.0
WT SCErn	EES	.95e	2.6	...q	41.06	30.08	76	36.92	+15.2
WT SCEr s	EES/WI	...	...	...q					
WT MCEr s	EZM	...	...	...q	42.52	32.19	94	39.66	+15.7
WT Er500 s	EPS	...	...	...q	33.26	26.39	23	31.17	+10.5
WT TotErn	EXT	1.49e	4.7	...q	34.06	26.78	6	31.64	+11.3
WT JpnRE	DXJR	2.14e	3.1	...q	14.98	14.09		14.48	
WolvWW	WWW	.40f	1.0	29	39.77	27.93	695	38.58	+21.0
WooriFn	WF	...	...	...	48.24	38.29	10	40.41	-4.1
Workiva	WK	...	...	38	44.58	20.50	317	43.73	+21.8
WorldFuel	INT	.24	1.0	11	33.17	19.79	359	25.09	+17.2
WldW Ent	WWE	.48	.5	...cc	97.69	34.69	694	88.87	+18.9
Worldpay	WP	...	...	...cc	103.50	70.41	1624	87.21	+14.1
Worthgtn	WOR	.92	2.4	12	49.65	31.42	281	37.60	+7.9
WyndhamD	WYND	2.64f	5.8	8	55.95	33.55	597	45.69	+27.5
WyndHtR n	WH	1.00	...	...	66.95	43.03	1399	51.00	+12.4

X-Y-Z

Name	Ticker Symbol	Div	Yield	PE	52-week High	52-week Low	Vol 1000s	Last	YTD %Chg
X Finl n	XYF	...	...	...	12.50	4.15	10	5.25	+23.0
XAI Oct n	XFLT	...	...	...	10.77	6.96	24	8.44	+15.5
XPO Logis	XPO	...	...	23	116.27	41.05	3138	59.55	+4.4
XeniaHtls n	XHR	1.10	5.9	11	25.90	16.47	362	18.61	+8.2
Xerox rs	XRX	1.00	3.4	...cc	32.31	18.58	3085	29.83	+51.0
XinyuanRE	XIN	.40	8.2	7	6.84	3.60	155	4.89	+28.7
XtantMd rs	XTNT	...	...	...dd	3.45	1.61	8	2.92	+81.4
Xylem	XYL	.96f	1.3	30	82.44	60.65	1147	72.48	+8.6
▲YETI Hl n	**YETI**	**...**	**...**	**91**	**21.45**	**12.40**	**6438**	**21.90**	+47.6
YPF Soc	YPF	.11e	.7	...	24.15	11.99	344	15.73	+17.5
Yamana g	AUY	.02	.8	...dd	3.53	2.00	12427	2.58	+9.3
Yelp	YELP	...	...	21	52.50	29.33	10195	38.19	+9.1
Yext n	YEXT	...	...	...	27.19	10.64	695	18.10	+21.9
YingliGr rs	YGE	...	...	...dd	1.90	1.38		1.43	
Yirendai n	YRD	...	...	3	44.10	9.61	385	12.05	+12.1
YumBrnds	YUM	1.68	1.8	34	95.45	76.32	1520	93.85	+2.1
YumBr wi	YUM/WI	...	...	...				61.79	
Yum China	YUMC	.48	...	...	44.61	30.10	3184	40.97	+22.2
YumaEn rs	YUMA	...	...	...	1.55	.09	296	.11	-26.7
YumaE pfA	YUMApA	2.31	46.4	...				4.98	
ZTO Exp n	ZTO	...	...	...	22.67	14.51	4291	19.18	+21.2
ZayoGrp	ZAYO	...	...	52	39.66	20.27	3116	25.46	+11.5
Zedge n	**ZDGE**	**...**	**...**	**...**	**4.34**	**1.64**	**3**	**1.70**	-30.6
Zendesk	ZEN	...	...	...dd	79.83	39.17	2267	78.97	+35.3
ZimmerBio	ZBH	.96	.8	23	134.55	96.99	840	122.49	+18.1
Zions pfA	ZBpA	1.02	4.6	...	25.19	19.46	1	22.45	+3.0
Zions pfG	ZBpG	1.60	5.7	...	29.23	24.20	23	27.79	+10.3
ZionBc 28	ZBK	1.74	6.1	...	30.86	27.38	2	28.69	+3.8
ZionBc pfH	ZBpH	1.44	5.6	...	25.90	22.81	12	25.60	+5.2
Zoetis	**ZTS**	**.66**	**.7**	**43**	**96.57**	**72.60**	**5437**	**93.26**	+9.0
▼Zomedica n	**ZOM**	**...**	**...**	**...**	**2.98**	**.67**	**108**	**.65**	-46.9
Zuora n	**ZUO**	**...**	**...**	**...**	**37.78**	**15.56**	**2647**	**22.51**	+24.1
ZweigFd	ZF	2.44e	25.9	...q	11.44	8.11	45	9.45	+9.1
Zymewks n	ZYME	...	...	...	29.00	9.57	41	15.51	+5.7
BiP Tin	JJT	...	...	...q	52.92	45.86	1	52.60	+9.2
BiP Softs	JJS	...	...	...q	44.44	28.21	1	40.81	+.3
BiP PrM	JJP	...	...	...q	60.20	44.51		47.62	+2.6
BiP Plat	PGM	...	...	...q	40.64	18.30		38.79	-1.3
BiPNickel	JJN	...	...	...q	53.37	15.62	1	48.79	+14.2
BiPIndMet	JJM	...	...	...q	45.37	28.17		43.39	+5.4
BiPGrains	JJG	...	...	...	48.80	46.81		48.00	+2.4
BiPEngy	JJE	...	...	...q	51.89	5.83		46.46	+8.5
BiPCopp	JJC	...	...	...	43.89	39.50	0	42.84	+5.4
▼BiPCoffee	JO	...	...	...	42.10	36.50	59	36.13	-3.5
BiP Alum	JJU	...	...	...q	45.67	16.89		42.88	-.1
BiPAg	JJA	...	...	...q	46.67	30.67	0	45.33	+1.1
iPt MdFut n	VXZB	...	...	...	23.08	16.96	8	18.77	-15.8
iPt ShFut n	VXXB	...	...	...	53.42	25.94	26270	33.77	-28.1
iShSCOp n	ESML	...	...	...	28.87	21.37	32	26.23	+15.8
iShBrHiY n	USHY	...	...	...	49.51	45.00	17	47.95	+4.6
iSh US Dv n	DIVR	...	...	...	28.11	22.30	1	26.14	+10.5
iSh iB D27 n	IBDS	...	...	...	24.20	22.96	14	23.94	+2.3

Nasdaq

- A -

Name	Ticker Symbol	Div	Yield	PE	52-week High	52-week Low	Vol 1000s	Last	YTD %Chg
:A-MarkPM	AMRK	.32	2.5	39	14.77	10.45	12	12.79	+8.5
AAON	AAON	.32	.8	49	44.90	29.05	160	38.46	+9.7
AC Immun n	ACIU	...	...	...	17.40	3.25	169	3.90	-58.7
ACI Wwde	ACIW	...	...	...cc	30.63	21.14	810	30.20	+9.1
ACM Rsc n	ACMR	...	...	45	15.60	6.20	72	9.43	-13.3
ACNB Cp	ACNB	.92	2.4	21	41.45	27.30	16	38.15	-2.8
AGNC Inv	AGNC	2.16	12.2	21	19.72	16.96	5067	17.69	+.9
AGNC pfB	AGNCB	1.94	7.6	...	26.47	24.99	8	25.53	+.9
AGNC pfC	AGNCN	1.75	6.8	...	26.67	24.95	12	25.75	+1.9
ALJ Reg n	ALJJ	...	...	...	3.09	1.05	11	1.61	+22.9
AMAG Ph	AMAG	...	...	...dd	26.10	12.70	488	16.32	+7.4
AMC Net	AMCX	...	...	10	69.02	48.83	430	63.04	+14.9
AMCI Ac n	AMCI	...	...	...	9.94	9.61		9.73	+.4
AMCI Ac un	AMCIU	...	...	...	10.05	9.90		10.04	+.9
ANGI Hme	ANGI	...	...	...	23.95	12.65	682	17.11	+6.5
ANI Ph h	ANIP	...	...	32	72.81	36.92	77	58.84	+30.7
ARC Grp	ARCW	...	...	...dd	2.60	.80	66	.97	-3.0
ARCAbio rs	ABIO	...	...	...dd	1.75	.26	339	.40	+20.1
AryaSci n	ARYA	...	...	...	9.80	9.50		9.80	
AryaSci un	ARYAU	...	...	...	10.48	10.10	18	10.36	+.2
ASLAN n	ASLN	...	...	...dd	10.44	2.51	3	3.20	-11.1
ASML Hld	ASML	2.39e	1.3	35	221.66	144.50	1060	184.33	+18.4
ASV Hld n	ASV	...	...	...	9.16	1.99	2	3.80	+90.0
ATA Inc	ATAI	...	...	...	3.37	.40	48	1.03	+11.7
ATN Intl	ATNI	.68	.9	56	88.78	49.34	62	72.83	+1.8
AXT Inc	AXTI	...	...	12	9.38	3.70	236	4.28	-1.6
AbeonaTh	ABEO	...	...	54	22.00	6.26	368	6.50	-9.0
Abeona wt	ABEOW	...	...	...				9.55	
Ability rs	ABIL	...	...	...	14.55	1.54	54	1.92	+.9
Abiomed	ABMD	...	...	...cc	459.75	225.50	254	357.82	+10.1
Abraxas	AXAS	...	...	40	3.27	.90	522	1.19	+9.2
AcaciaC n	ACIA	...	...	...dd	47.26	24.72	536	44.43	+16.9
AcaciaTc	ACTG	.50	16.0	...dd	4.40	2.75	66	3.12	+4.7
AcadiaHlt	ACHC	...	...	12	45.35	24.27	867	27.18	+5.7
AcadiaPh	ACAD	...	...	...dd	32.53	12.77	1372	21.93	+35.6
Acasti g rs	**ACST**	**...**	**...**	**...dd**	**1.80**	**.43**	**623**	**.92**	+11.1
AccelrDiag	AXDX	...	...	...dd	27.65	10.23	319	19.15	+66.5
Acceleron	XLRN	...	...	...dd	59.59	32.53	305	41.77	-4.1
Accuray	ARAY	...	...	...dd	5.80	3.17	568	4.81	+41.1
AcelRx	ACRX	...	...	...dd	5.05	1.65	884	2.63	+13.9
AcerTh rs	ACER	...	...	...	34.10	16.02	44	23.40	+16.3
AcetoCorp	**ACET**	**.04**	**3.6**	**...dd**	**7.86**	**.79**	**1033**	**1.10**	+31.0
Achaogen	**AKAO**	**...**	**...**	**...dd**	**15.00**	**1.14**	**1965**	**1.42**	+15.4
AchvLfS rs	ACHV	...	...	...dd	21.90	1.05	53	1.74	+43.8
Achillion	ACHN	...	...	...dd	4.34	1.29	552	2.35	+47.8
AclarisTh n	**ACRS**	**...**	**...**	**...dd**	**22.41**	**5.95**	**615**	**7.44**	+.7
AcordaTh	ACOR	...	...	29	36.35	12.86	1377	15.56	-.1
ActivsBliz	ATVI	.37f	.8	25	84.68	39.85	22526	45.43	-2.4
AdamasPh	**ADMS**	**...**	**...**	**...dd**	**35.62**	**7.42**	**516**	**9.92**	+16.2
AdamisPh	ADMP	...	...	...dd	5.10	2.01	122	3.10	+37.8
Adaptim n	ADAP	...	...	...	14.63	3.60	252	4.84	-15.8
AddusHmC	ADUS	...	...	51	77.82	33.25	56	67.20	-1.0
ADDvtgTch	AEY	...	...	...dd	1.83	1.21	2	1.38	-3.8
AdestoTc n	IOTS	...	...	...dd	10.80	3.51	81	5.29	+20.2
AdialPh n	**ADIL**	**...**	**...**	**...dd**	**9.44**	**1.11**	**326**	**4.30**	-16.0
AdmaBio	**ADMA**	**...**	**...**	**...dd**	**6.96**	**2.08**	**436**	**3.82**	+59.8
AdobeInc	ADBE	...	...	54	277.61	188.56	1736	260.14	+15.0
Adomani n	**ADOM**	**...**	**...**	**...**	**1.97**	**.16**	**3920**	**.40**	+47.1
Adtran	ADTN	.36	2.5	...dd	19.30	10.21	342	14.61	+36.0
AduroBio n	ADRO	...	...	...dd	9.93	2.34	470	3.68	+39.4
AdvEmis n	ADES	1.00	8.5	2	12.37	8.10	88	11.77	+11.6
AdvEnld	AEIS	...	...	14	72.67	38.74	182	50.72	+18.1
AMD	AMD	...	...	...cc	34.14	9.04	63902	23.13	+25.3
Advaxis	ADXS	...	...	...dd	2.90	.18	704	.41	+116.8
AdverumBi	ADVM	...	...	...dd	8.05	2.62	202	3.50	+11.1
AdS Sabr n	BKCH	...	...	...	25.59	24.45	11	25.25	+2.2
AdS Shrt n	DWSH	.04p	...	...	34.07	24.25	4	24.62	-19.5
AdS Micr n	DWMC	...	...	...	26.52	18.04		21.34	+15.2
AdvS Vice n	ACT	.37e	1.5	...	27.73	20.88	4	24.37	+13.9
Aegion	AEGN	...	...	15	26.80	15.12	137	19.73	+20.9
AegleaBio n	AGLE	...	...	...dd	12.00	5.60	290	8.16	+8.9
AehrTest h	AEHR	...	...	...dd	2.94	1.03	42	1.33	-5.7
Aemetis	AMTX	...	...	...dd	3.12	.42	51	1.02	+68.0
AeriePhm	AERI	...	...	...dd	74.75	32.18	272	41.07	+13.8
AeroViron	AVAV	...	...	38	121.32	41.60	199	80.36	+18.3
AEtern g rs	AEZS	...	...	...dd	4.34	1.12	101	4.04	+37.4
Aethlon rs	**AEMD**	**...**	**...**	**...dd**	**2.04**	**.82**	**406**	**1.05**	-36.7
AeviGeno	**GNMX**	**...**	**...**	**...dd**	**2.50**	**.17**	**6235**	**.25**	-64.9
AffimedNV	AFMD	...	...	...dd	7.35	1.40	168	3.48	+11.9
Agenus	AGEN	...	...	...dd	6.19	1.54	735	3.54	+48.7
AgileThr h	AGRX	...	...	...dd	3.92	.23	1115	1.13	+96.2
▲Agilysys	AGYS	...	...	...dd	19.68	10.77	116	19.84	+38.4
AgiosPhm	**AGIO**	**...**	**...**	**...dd**	**99.82**	**41.63**	**862**	**57.42**	+24.5
AgroFresh	AGFS	...	...	12	8.75	3.41	63	3.85	+1.6
AgroFr wt	AGFSW	...	...	...				.50	
AileronT n	**ALRN**	**...**	**...**	**...**	**9.50**	**.52**	**338**	**1.92**	+128.6
Aimmune n	AIMT	...	...	...dd	42.00	21.22	909	23.58	-1.4
AirT Inc	AIRT	...	...	...dd	44.29	22.43	2	29.15	+19.0
AirTrnsp	ATSG	...	...	21	26.91	17.06	299	24.17	+6.0
AirMedia	AMCN	...	...	...dd	1.17	.18	32	.48	+90.8
Airgain n	**AIRG**	**...**	**...**	**42**	**14.17**	**7.40**	**135**	**10.49**	+5.9
AkamaiT	AKAM	...	...	51	83.08	57.18	1408	70.78	+15.9
AkariTh rs	AKTX	...	...	...	2.95	1.56	15	1.87	+19.2
AkceaTh n	AKCA	...	...	...	40.75	15.73	107	26.88	-10.8
AkebiaTher	AKBA	...	...	...dd	15.37	5.20	534	6.47	+17.0
Akorn Inc	AKRX	...	...	...dd	32.26	3.14	1022	4.33	+27.7
Akoustis n	AKTS	...	...	...	9.50	3.40	122	6.80	+36.8
Alarm.cm n	ALRM	...	...	...cc	65.58	33.39	284	65.01	+25.3
AlaskCom	ALSK	...	...	12	2.25	1.37	58	1.85	+28.5
AlbertAc n	ALAC	...	...	...	9.98	9.65	2	9.93	+1.3
AlbertAc un	ALACU	...	...	...	10.50	9.59	10	10.19	+1.0
AlbertAc rt	ALACR	...	...	...	.34	.17		.20	-23.1
Albireo	ALBO	...	...	...	39.35	19.10	11	25.82	+5.3
Alcentra h	ABDC	.72	9.8	...dd	7.86	5.58	37	7.37	+13.9
AlderBioPh	ALDR	...	...	...dd	20.87	9.44	523	13.98	+36.4
AldeyraTh	ALDX	...	...	...	16.70	6.51	219	7.97	-4.0
Alector n	ALEC	...	...	...	19.50	15.55	338	18.80	+4.4
Alexion lf	ALXN	...	...	50	140.77	92.56	1017	125.93	+29.3
Alico	ALCO	.24	.8	18	34.65	25.75	18	29.41	-.3
AlignTech	ALGN	...	...	52	398.88	177.93	1121	250.75	+19.7
AlimerSc h	ALIM	...	...	...dd	1.34	.72	120	1.08	+50.4
AlkalWatr n	WTER	...	...	...	5.56	2.45	465	3.59	+16.2
Alkermes	ALKS	...	...	...dd	71.22	27.54	1165	32.50	+10.1
Allakos n	ALLK	...	...	...dd	65.48	26.00	194	35.26	-32.5
AllgnceBc n	ABTX	...	...	21	46.85	28.58	58	38.15	+17.9
AllegiantT	ALGT	2.80	2.0	11	181.45	98.18	154	139.74	+39.4
AllegMrg n	ALGR	...	...	...dd	9.90	9.02	1	9.88	+1.3
AllegMr wt	ALGRW	...	...	...					
AllegrM rt	**ALGRR**	**...**	**...**	**...**	**.46**	**.16**	**10**	**.30**	+3.4
AllegMrg un	ALGRU	...	...	...	10.45	10.04	1	10.41	+.9
AllenaPh n	**ALNA**	**...**	**...**	**...**	**17.56**	**4.80**	**17**	**6.95**	+27.5
AllnceRes	ARLP	2.12f	11.1	6	20.99	15.55	469	19.14	+10.4
AlliantEg s	LNT	1.34	3.0	22	46.05	36.84	1877	44.88	+6.2
AldHlPrd rs	AHPI	...	...	...dd	5.25	1.62	1	1.85	+1.3
AlliedMot	AMOT	.12	.3	35	55.47	29.52	26	42.13	-5.7
Alliqua rs	ALQA	...	...	...dd	5.24	1.55	23	2.18	+16.6
Allogene n	ALLO	...	...	...dd	35.55	21.67	248	31.14	+15.6
Allot	ALLT	...	...	...dd	8.00	4.90	197	7.44	+22.6
AllscriptH	MDRX	...	...	...dd	14.97	8.54	1839	12.00	+24.5
AlnylamP	ALNY	...	...	...dd	153.99	60.27	398	83.03	+13.9
AlphaOmg	**AOSL**	**...**	**...**	**11**	**17.12**	**9.01**	**89**	**11.36**	+11.5
Alphabet C	GOOG	...	...	26	1273.89	970.11	942	1121.67	+8.3
Alphabet A	GOOGL	...	...	34	1291.44	977.66	1053	1129.20	+8.1
Alphatc rs	**ATEC**	**...**	**...**	**...cc**	**4.21**	**1.18**	**192**	**1.42**	-38.0
AlpImmu n	ALPN	...	...	...dd	10.57	3.66	13	5.53	+50.3
AltaMesa n	AMR	...	...	...	7.48	.75	942	.00	-.1
AltaMsa wt	AMRW	...	...	...				2.02	
Altaba	AABA	...	...	...cc	82.45	54.75	5647	68.62	+18.4
Altair A n	ALTR	...	...	...dd	43.99	24.97	149	34.16	+23.9
Altisrce n	ASPS	...	...	1	37.86	19.36	57	24.57	+9.2
AltraIndlM	AIMC	.68	2.2	18	48.25	23.52	254	30.89	+22.8
AltusMid	ALTM	...	...	...	10.48	7.15	185	7.87	+1.8
AmalBk n	AMAL	...	...	48	22.97	16.00	66	18.39	-5.7
Amarin	AMRN	...	...	...	23.34	2.35	3917	17.35	+27.5
Amazon	AMZN	...	...	96	2050.50	1307.00	4106	1622.65	+8.0
AmbacF wt	AMBCW	...	...	...				5.76	
AmbacFin	AMBC	...	...	5	23.34	13.96	199	19.33	+12.1
Ambarella	AMBA	...	...	...dd	55.50	30.00	227	39.41	+12.7
Amdocs	DOX	1.14f	2.1	15	71.72	52.60	847	55.48	-5.3
Amedisys	AMED	...	...	59	140.91	54.06	322	138.73	+18.5
AMERCO	UHAL	2.00e	...	20	387.95	316.00	40	378.44	+15.3
AmeriHld n	AMRH	...	...	...	3.00	.15	7995	.34	+95.4
AmerHl wt	AMRHW	...	...	...				.84	
AFMulti	ATAX	.50	7.5	14	6.70	5.17	55	6.66	+18.5
AmCarM	CRMT	...	...	14	89.85	44.05	81	80.01	+10.4
AmAirlines	AAL	.40	1.1	6	57.44	28.81	4068	36.11	+12.5
AmElTech	AETI	...	...	...dd	2.53	.40	27	.81	-7.5
▼AmFinTr n	AFIN	1.10	9.9	...dd	18.50	11.15	1548	11.16	-16.2
AmerNtl	AMNB	1.00	2.9	13	42.85	28.39	7	34.00	+16.0
▲AmNatIns	ANAT	3.28	2.2	20	145.82	112.89	28	147.10	+15.6
AmOutBr	AOBC	...	...	29	15.95	8.32	283	12.36	-3.9
AmPubEd	APEI	...	...	22	46.15	24.50	82	31.16	+9.5
AmrRvr	AMRB	.20	1.4	25	17.50	10.50	3	13.91	-.3
ASoft lf	AMSWA	.44	3.9	33	18.94	8.99	71	11.34	+8.5
▲AmSupr rs	AMSC	...	...	22	15.75	4.43	327	15.80	+41.7
AWoodmk	AMWD	...	...	21	140.60	53.35	145	76.17	+36.8
AmerisBc	ABCB	.40	1.0	13	59.05	29.97	297	38.29	+20.9
Amerisafe	AMSF	.88a	1.4	23	67.96	50.46	113	63.59	+12.2
AmrSvFin	ASRV	.08	1.9	...	4.55	3.93	29	4.18	+3.7
AmSvFn pf	ASRVP	2.11	7.2	...	33.90	27.00	0	29.17	-4.3
AmesNatl	ATLO	.92	3.6	14	32.15	24.47	11	25.44	+.1
Amgen	AMGN	5.80f	3.1	16	210.19	163.31	2612	186.68	-4.1
AmicusTh	FOLD	...	...	...	17.62	8.27	1904	11.21	+17.0

Continued on **next page**

Continued from **previous page**

Nasdaq

Name	Ticker Symbol	Div	Yield	PE	52-week High	52-week Low	Vol 1000s	Last	YTD %Chg
AmkorTch	AMKR	...	...	11	11.68	5.72	1354	9.41	+43.4
▲Amphastar	AMPH	...	...	...	23.91	14.40	170	23.85	+19.8
AmpOnRt ef	IBUY	...	...	...	54.55	37.07	54	47.06	+17.4
AmtechSys	ASYS	...	...	...	10.67	4.03	34	4.84	+6.8
Amyris rs	AMRS	...	...	...dd	9.29	2.64	2266	4.59	+37.4
AnalogDev	ADI	1.92	1.8	26	105.09	76.62	2972	104.49	+21.7
Anaptys n	ANAB	...	...	...	134.00	54.26	188	69.20	+8.5
Anavex rs	AVXL	...	...	...dd	4.35	1.25	252	2.57	+64.7
Anchiano n	ANCN	...	...	...	11.50	8.72	57	9.20	-14.8
Andersons	**ANDE**	**.68f**	**1.8**	**34**	**41.70**	**27.62**	**280**	**37.58**	+25.7
AndinIII un	ANDAU	...	...	...	10.15	10.00		10.05	+.5
AngioDyn	ANGO	...	...	28	24.49	15.26	191	23.15	+15.0
AnikaTh	ANIK	...	...	19	61.46	28.54	83	39.07	+16.2
AnixaB hrs	ANIX	...	...	...dd	5.49	2.62		4.64	
Ansys	ANSS	...	...	47	190.45	136.80	296	173.20	+21.2
AntaresP	ATRS	...	...	...dd	3.93	1.96	363	3.11	+14.3
Apellis n	APLS	...	...	...	32.00	11.45	125	14.21	+7.7
ApogeeE	APOG	.70f	2.0	13	50.87	26.38	147	35.62	+19.3
ApollEnd rs	**APEN**	**...**	**...**	**...**	**9.65**	**3.02**	**91**	**3.29**	-4.6
ApollInv rs	AINV	1.80	11.8	...	18.00	12.05	357	15.31	+23.5
ApolMed n	AMEH	...	...	80	30.00	13.01	20	19.09	-3.8
AppFolio n	APPF	...	...	...cc	91.49	38.25	128	65.63	+10.8
Appian A n	APPN	...	...	...	43.61	22.61	734	38.47	+44.0
Apple Inc	AAPL	2.92	1.7	17	233.47	142.00	21782	170.80	+8.3
ApplRecy h	ARCI	...	...	...dd	1.68	.36	21	.43	-2.9
AplDNA wt	APDNW	...	...	...				.37	
ApldDNA h	APDN	...	...	...dd	1.84	.30	307	.52	+30.0
AppGenTc	AGTC	...	...	...dd	7.50	2.26	30	3.35	+34.5
ApldMatl	AMAT	.80	2.0	12	62.40	28.79	13891	40.71	+24.3
ApldOptoel	AAOI	...	...	14	50.30	13.42	821	14.72	-4.6
Approach	AREX	...	...	4	3.30	.83	119	1.05	+20.4
AptevoTh n	**APVO**	**...**	**...**	**...**	**6.35**	**1.11**	**54**	**1.66**	+30.7
Aptinyx n	APTX	...	...	...dd	32.25	4.70	334	5.70	-65.5
AptormG n	APM	...	...	...	15.85	11.80	5	14.83	-2.3
AptoseB g	APTO	...	...	...dd	4.55	1.78	237	1.89	-1.0
ApyxMed	APYX	...	...	...dd	8.89	2.28	96	8.53	+31.6
AquaMetal h	AQMS	...	...	...dd	4.22	1.47	242	2.54	+39.6
AquaB Tc n	AQB	...	...	...dd	4.30	1.51	43	2.42	+18.0
AquestTh n	AQST	...	...	...	20.70	5.60	106	6.41	+1.7
AquinoxPh	AQXP	...	...	...dd	16.90	1.96	108	2.68	+24.1
ArQule	ARQL	...	...	...dd	7.21	1.52	540	3.22	+16.2
AratanaTh	PETX	...	...	...dd	7.16	3.67	300	4.31	-29.7
Aravive rs	ARAV	...	...	...	15.30	3.07	10	4.70	+33.5
ArbutusB g	ABUS	...	...	...dd	12.60	3.20	184	3.70	-3.4
ArcBest	ARCB	.32	.8	11	51.45	30.90	299	39.32	+14.8
ArcadB rsn	RKDA	...	...	...	66.56	2.65	163	5.25	+65.6
ArchCap s	ACGL	...	...	16	32.30	24.79	1641	31.12	+16.5
ArchCap pfF	ACGLO	1.36	5.9	...	25.05	19.85	10	23.15	+13.9
ArchC pfE	ACGLP	1.31	5.9	...	24.54	19.27	40	22.35	+12.5
ArchrkPtrs	APLP	1.14	7.5	...cc	15.71	11.56		15.30	
▲Arcimoto n	**FUV**	**...**	**...**	**...**	**5.32**	**1.55**	**8991**	**7.10**	+164.9
ArcoPlat n	ARCE	...	...	...dd	27.47	17.68	18	26.36	+19.2
ArcturusT rs	ARCT	...	...	...	10.00	4.11	8	4.95	+9.3
Ardelyx	ARDX	...	...	...	6.15	1.60	198	2.52	+40.8
ArenaPh rs	ARNA	...	...	...dd	50.05	30.00	263	48.15	+23.6
AresCap	ARCC	1.60f	9.3	8	17.63	14.50	2640	17.15	+10.1
▲Argenx n	ARGX	...	...	...cc	116.27	63.81	95	116.84	+21.6
AridisPh n	ARDS	...	...	...	13.85	7.59	1	8.47	-23.6
ArkRst	ARKR	1.00	5.1	15	27.15	17.75	1	19.75	+7.6
Arotech	ARTX	...	...	15	4.15	2.37	141	3.39	+29.4
ArrayBio	ARRY	...	...	...dd	22.80	12.56	3696	22.04	+54.7
ArrisIntl	ARRS	...	...	36	31.65	21.55	1579	31.57	+3.3
ArrowFn	AROW	1.04b	3.0	14	38.98	30.45	16	34.63	+8.2
ArrCountR n	DWCR	...	...	...	31.52	24.67		26.47	+6.8
ArwDWATc	DWAT	.09e	.9	...q	12.84	9.71		10.47	+5.9
ArrowPhm	ARWR	...	...	...dd	22.39	4.77	1463	17.61	+41.8
Arsanis n	ASNS	...	...	3	28.69	1.15	30	2.76	+19.0
ArtesRes	ARTNA	.97	2.6	26	40.17	32.00	9	37.91	+8.7
ArtsWay	ARTW	.05	2.6	...dd	5.45	1.85	2	1.93	-3.5
Arvinas n	ARVN	...	...	...dd	22.75	10.19	336	22.48	+74.9
AscenaRtl	ASNA	...	...	...dd	5.29	1.85	2252	2.26	-10.0
Ascendis n	ASND	...	...	...	76.99	49.49	185	70.53	+12.6
AscentCap	**ASCMA**	**...**	**...**	**...**	**7.65**	**.25**	**123**	**.54**	+38.5
AsiaPWire	APWC	.08e	3.4	...	2.94	1.77	2	2.33	+20.3
AspenGp n	ASPU	...	...	...	9.01	4.40	63	4.49	-18.1
AspenTech	AZPN	...	...	27	118.86	68.12	413	99.20	+20.7
AssembBio	**ASMB**	**...**	**...**	**...dd**	**67.36**	**18.58**	**192**	**22.70**	+.4
AssertThr	ASRT	...	...	...dd	9.48	3.37	433	4.36	+20.8
AstaFd lf	ASFI	5.30e	...	...	5.30	2.80	1	4.30	+.9
Astec	ASTE	.44	1.2	11	64.80	27.86	115	37.05	+22.7
AstroNova	ALOT	.28	1.4	40	23.95	12.85	6	19.81	+5.7
Astronics	ATRO	...	...	32	46.56	27.56	192	32.56	+6.9
Astrotch rs	ASTC	...	...	...dd	8.15	1.64	10	4.90	+2.7
AsureSftw h	ASUR	...	...	...dd	19.78	4.26	110	6.02	+18.5
AtaraBioth	ATRA	...	...	...dd	54.45	27.85	186	39.43	+13.5
Athenex n	ATNX	...	...	...	20.90	9.83	174	12.50	-1.5
Athersys	ATHX	...	...	...dd	3.09	1.29	266	1.50	+4.2
AtlanAmer	**AAME**	**.02**	**.7**	**...dd**	**3.90**	**2.20**	**3**	**2.73**	+13.3
AtlCapBc n	ACBI	...	...	17	21.60	14.44	108	19.05	+16.4
AtlanticaYd	AY	1.33e	7.3	27	21.22	17.50	1596	18.25	-6.9
Atlanticus	ATLC	...	...	...	4.91	1.52	3	3.83	+5.2
AtlasAir	AAWW	...	...	6	75.29	35.59	256	54.28	+28.7
AtlasFin	AFH	...	...	...dd	19.85	7.84	83	9.00	+11.2
AtlasFin pf	AFHBL	1.66	6.5	...	26.20	23.82		25.50	-1.3
Atlassian n	TEAM	...	...	...dd	107.20	50.06	1194	104.81	+17.8
Atomera n	ATOM	...	...	...dd	8.00	2.33	47	3.77	+31.4
AtossGen rs	**ATOS**	**...**	**...**	**...dd**	**10.00**	**.80**	**128**	**1.53**	+50.0
AtriCure	ATRC	...	...	...dd	36.49	15.14	125	32.94	+7.6
Atrion	ATRI	5.40	.7	59	803.00	516.85	3	789.51	+6.5
AttisInd hn	ATIS	...	...	...	1.18	.14	118	.29	+63.5
AttisI wt h	ATISW	...	...	...				.14	
Attunity	ATTU	...	...	64	27.32	6.72	444	20.54	+4.4
aTyrPhm h	LIFE	...	...	...	3.60	.38	154	.51	+2.8
AubNB	AUBN	1.00f	2.9	15	53.96	27.94	2	34.25	+8.2
Audentes n	BOLD	...	...	...dd	46.18	17.95	129	23.91	+12.1
AudioEye n	AEYE	...	...	...	12.40	5.30	22	9.65	+12.9
AudCodes	**AUDC**	**.31e**	**...**	**23**	**14.96**	**6.62**	**436**	**12.79**	+29.5
AuriniaPh	AUPH	...	...	...dd	7.85	5.01	428	6.57	-3.7
AuroraMob n	JG	...	...	...	11.72	5.00	42	9.35	+33.2
AutoWeb	AUTO	...	...	9	7.78	1.90	9	3.47	+13.8
Autodesk	ADSK	...	...	...dd	161.10	104.74	1421	159.94	+24.4
Autolus n	AUTL	...	...	...	53.24	19.17	8	29.45	-10.3
AutoData	ADP	3.16	2.1	40	153.51	109.14	2638	148.15	+13.0
AvadelPh	AVDL	...	...	...dd	9.98	1.69	36	1.98	-23.3
AvalGlb n	AVCO	...	...	...	13.50	2.02	144	4.19	+52.2
Avedro n	AVDR	...	...	...			3411	12.29	
AveThera n	ATXI	...	...	...	6.82	2.08	48	5.86	+8.5
AVEO Ph h	AVEO	...	...	...dd	3.59	.56	5767	.61	-62.1
AviatNet rs	AVNW	...	...	...dd	19.07	12.29	5	15.10	+14.0
AvidBios rs	CDMO	...	...	...dd	8.44	2.24	217	3.71	-9.5
AvidB pfE	CDMOP	2.63	12.2	...				21.61	
AvidTech	AVID	...	...	...dd	6.99	4.26	55	4.98	+4.8
Avingr nrs	AVGR	...	...	...dd	5.18	.18	4472	.43	+43.3
AvisBudg	CAR	...	...	10	50.88	21.63	1993	28.02	+24.6
Avnet	AVT	.80	1.8	12	49.41	33.55	740	44.02	+21.9
AvroBio n	**AVRO**	**...**	**...**	**...dd**	**53.70**	**11.85**	**739**	**14.68**	-11.8
Aware	AWRE	...	...	34	4.60	3.00	5	3.77	+4.4
Axcelis rs	ACLS	...	...	17	28.35	15.46	146	22.63	+27.1
AxoGen	AXGN	...	...	...dd	56.85	14.13	373	17.92	-12.3
AxonEntpr	AAXN	...	...	...cc	76.45	25.22	305	54.59	+24.8
Axonics n	AXNX	...	...	...dd	17.00	11.95	89	15.65	+3.6
Axovant n	AXGT	...	...	...dd	6.59	.93		1.22	+22.5
AxsomeT n	AXSM	...	...	...dd	10.80	1.94	293	9.17	+225.2
AytuBioS rs	**AYTU**	**...**	**...**	**...**	**43.58**	**.68**	**165**	**1.04**	+31.3
AzurRx n	AZRX	...	...	...dd	3.75	1.00	103	1.77	+46.3

- B -

Name	Ticker Symbol	Div	Yield	PE	52-week High	52-week Low	Vol 1000s	Last	YTD %Chg
:B Comm	BCOM	...	...	...	18.06	4.13	1	4.65	-21.6
BRileyFn	RILY	.49e	3.1	16	23.70	13.60	80	15.90	+12.0
BRileyF 7.5	RILYL	1.88	7.4	...	25.91	22.90	8	25.43	+1.2
BRiley27 n	RILYZ	1.88	7.6	...	25.74	21.57	13	24.82	+4.4
BRileyF27 n	RILYG	1.81	7.3	...	25.42	21.20	21	24.63	+7.7
BRiley23	RILYH	1.84	7.2	...	26.50	23.55	2	25.56	+3.9
BRileyFn pf	RILYI	1.72	6.9	...	25.38	22.84	1	25.10	+7.3
BCB Bc	BCBP	.56	4.7	7	16.10	10.12	14	11.83	+13.0
BFC Cp pf	BANFP	1.80	6.7	...	33.54	26.00		26.75	-1.3
BGC Ptrs	BGCP	.56m	8.9	...cc	9.44	4.93	3417	6.32	+22.2
BIO-key n	BKYI	...	...	...	3.64	.75	16	1.42	+89.3
BJsRest	BJRI	.48f	.9	21	76.50	36.15	689	53.86	+6.5
BMC Stock	BMCH	...	...	15	23.15	14.66	360	17.30	+11.8
BOK	BOKF	2.00	2.3	13	107.00	69.96	286	88.49	+20.7
BOK 56 n	BOKFL	1.34	5.4	...	25.84	22.02	18	24.90	+9.1
▲BOS Ltd	BOSC	...	...	...dd	3.12	1.86	38	3.10	+42.9
BSB Bcp	BLMT	...	...	19	36.50	26.64	36	33.58	+19.7
Baidu	BIDU	...	...	2	284.22	153.78	2016	174.08	+9.8
Balchem	BCPC	.47f	.6	34	117.79	70.98	119	83.61	+6.7
BallardPw	BLDP	...	...	...dd	4.62	2.25	1640	3.56	+49.0
BncFstOK s	BANF	1.20	2.2	15	65.70	48.07	26	55.57	+11.4
Bancorp34 n	BCTF	1.25e	...	...cc	17.25	12.86	1	15.13	+2.3
BncpBnk lf	TBBK	...	...	...dd	12.00	7.64	100	8.61	+8.2
Bandwith n	BAND	...	...	35	57.50	19.45	493	47.35	+16.2
BkFstNat n	BFC	.80	1.4	...	57.89	35.02	13	56.63	+21.5
BankOZK	OZK	.88f	2.8	12	53.70	21.02	733	31.83	+39.4
BkCmcCA	BOCH	.16	1.4	13	13.21	8.40	18	11.43	+4.3
BankMarn s	BMRC	.76f	1.7	19	45.43	32.83	57	43.43	+5.3
BkMont36 n	BMLP	3.05e	6.7	...	53.24	41.31		45.55	+9.3
BkPrince n	BPRN	.12	...	...	35.45	26.77	11	31.82	+14.1
BankSC	BKSC	.60a	3.2	10	22.50	16.75	1	18.51	+1.6
BkofJames	BOTJ	.24	1.6	14	18.00	12.60	2	14.57	+12.1
Bank7 n	BSVN	...	...	14	20.74	10.85	22	16.42	+23.0
BkFlorid n	BFL	...	...	...					
BankFncl	BFIN	.40	2.6	23	18.62	13.46	29	15.20	+1.7
BankwellF	BWFG	.52f	1.8	15	35.13	26.39	11	29.65	+3.3
Banner Cp	BANR	1.52f	2.6	16	67.11	48.50	183	58.85	+10.0
Baozun n	BZUN	...	...	...cc	67.41	27.81	669	34.84	+19.3
BiPTrLBear	DLBS	...	...	...q	24.00	14.82	1	17.79	-.6
BiP10yTBear	DTYS	...	...	...q	26.36	17.65	6	19.19	-.5
BiP2yrTBull	DTUL	...	...	...q	59.73	54.73		55.04	
BiPTrSteep	STPP	...	...	...q	35.49	28.91	0	29.21	-1.3
BiPUrFlat	FLAT	...	...	...q	68.94	60.69	0	64.20	-3.2
BiP10yTBull	DTYL	...	...	...q	77.17	72.11		77.17	+1.5
BiP2yrTBear	DTUS	...	...	...q	49.81	34.45		38.00	+2.0
BarlvrsUST	TAPR	...	...	...q	32.73	21.73		24.22	+3.0
BarrettB lf	BBSI	1.00	1.5	20	98.76	53.10	26	68.56	+19.8
BassettF	BSET	.50	2.7	24	34.95	18.11	44	18.50	-7.7
BayCom n	BCML	...	...	19	26.94	17.19	16	22.20	-3.9
BeacnRfg	BECN	...	...	...dd	57.19	24.97	681	36.62	+15.4
BeasleyB	BBGI	.20	4.5	9	12.75	3.25	18	4.44	+18.4
BedBath	BBBY	.64	3.8	7	23.42	10.46	10930	16.66	+47.2
BeiGene n	BGNE	...	...	...dd	220.10	105.19	147	134.68	-4.0
BelFuse A	BELFA	.24	1.2	21	25.79	12.85	0	20.50	+49.1
BelFuseB	BELFB	.28	1.2	23	29.00	16.58	44	24.00	+30.3
Belleroph n	BLPH	...	...	...dd	3.30	.47	501	.70	-12.2
BellicumP	BLCM	...	...	...dd	10.26	2.74	219	3.14	+7.5
BenefBncp	BNCL	.24	1.6	...	18.60	13.74	171	15.38	+7.6
▲Benefitfoc	BNFT	...	...	...dd	56.95	21.75	411	58.46	+27.9
Benitec wt	BNTCW	...	...	...				.45	
BenitecB n	BNTC	...	...	...	4.90	1.01	2	1.84	+22.8
BerryPet n	BRY	.48f	4.2	...	18.55	7.87	827	11.42	+30.5
Beyondsp n	BYSI	...	...	...	33.30	16.15	2	18.01	-3.9
Big 5Sprt	BGFV	.20m	5.1	5	9.75	2.25	128	3.96	+52.9
BigRockP n	BRPA	...	...	...dd	10.31	9.69	3	10.30	+1.0
BigRock wt	BRPAW	...	...	...				.39	
BigRock rt	BRPAR	...	...	...	.54	.26		.31	-13.9
BigRock un	BRPAU	...	...	...	10.95	10.00	0	10.50	-.5
Bilibili n	BILI	...	...	46	22.70	9.09	6901	18.92	+29.7
BioTechne	TECH	1.28	.7	76	206.04	132.75	172	188.55	+30.3
BioDlvry lf	BDSI	...	...	...dd	4.74	1.70	446	4.49	+21.4
BioHiTch n	BHTG	...	...	...dd	5.76	1.60	8	2.11	+30.2
BioLifeSol	**BLFS**	**...**	**...**	**...**	**26.35**	**4.85**	**125**	**15.40**	+28.0
BioLneRx h	BLRX	...	...	...	1.84	.38	701	.41	-7.3
BioSigTc n	BSGM	...	...	...dd	7.13	3.50	42	4.53	+6.0
BioXcelT n	BTAI	...	...	...dd	14.79	2.41	68	9.88	+156.0
BioanlySys	**BASI**	**...**	**...**	**...**	**2.59**	**1.18**	**22**	**1.37**	+7.9
Bioblast rs	ORPN	...	...	...	3.75	.77	8	1.10	+42.1
Biocept rs	BIOC	...	...	...	12.30	.66	1262	1.00	+16.3
Biocryst	BCRX	...	...	...dd	9.95	4.53	537	8.99	+11.4
Biofront n	BFRA	...	...	...	17.98	11.04	0	12.78	+9.2
Biogen	BIIB	...	...	18	388.67	249.17	1246	324.71	+7.9
BioMarin	BMRN	...	...	...dd	106.74	75.81	831	93.47	+9.8
Biomeri n	**BMRA**	**...**	**...**	**...**	**4.73**	**1.60**	**14**	**2.57**	+51.2
Bionano n	BNGO	...	...	...dd	10.00	3.50	1	4.28	-18.3
BiondVax n	BVXV	...	...	...	6.93	3.51	2	5.69	+19.3
BiondVx wt	BVXVW	...	...	...				1.59	
BioScrip	BIOS	...	...	...dd	4.14	2.31	336	3.59	+.6
BioSpecif	BSTC	...	...	1	70.25	38.05	29	67.98	+12.2
BioTelem	BEAT	...	...	...cc	80.92	29.85	500	76.01	+27.3
BisnCap n	BCAC	...	...	...	10.55	9.84		10.55	+1.4
BisnCap wt	BCACW	...	...	...				.36	
BisnCap un	BCACU	...	...	...	14.26	10.26		10.80	-.8
BisnCap rt	BCACR	...	...	...	.63	.17		.25	-10.7
BlRidgAc n	BRAC	...	...	...dd	12.11	9.62	14	10.12	+.8
BlRidgA wt	BRACW	...	...	...				.32	
BlRidgAc rt	BRACR	...	...	...	.43	.01		.34	+13.3
BlRidgA un	BRACU	...	...	...	11.35	10.15		10.47	-.3

Name	Ticker Symbol	Div	Yield	PE	52-week High	52-week Low	Vol 1000s	Last	YTD %Chg
BlackLin n	BL	...	...	...	58.11	32.50	470	49.24	+20.2
BlkRkCap	BKCC	.72	11.6	89	6.53	5.06	208	6.22	+17.6
BlTCP Cap	TCPC	1.44	9.9	11	14.98	12.52	319	14.49	+11.1
Blckbaud	BLKB	.48	.6	76	120.35	58.23	341	77.63	+23.4
BlinkCh n	BLNK	...	...	...dd	8.65	1.28	3440	2.59	+50.6
BlinkCh wt	BLNKW	...	...	...					
BloominBr	**BLMN**	**.40f**	**1.9**	**17**	**25.00**	**17.08**	**4684**	**21.06**	+17.7
Blucora	**BCOR**	**...**	**...**	**...cc**	**41.35**	**21.15**	**734**	**26.78**	+.5
BlueBird	BLBD	...	...	8	26.95	15.67	91	18.94	+4.1
BlueHBcp	BHBK	.80	3.3	27	25.80	19.50	131	23.90	+12.0
BluebBio	BLUE	...	...	...dd	236.17	87.49	440	134.29	+35.4
BlueknEP	BKEP	.32	16.4	...	5.25	1.06	180	1.95	+69.6
Bluekn pf	BKEPP	.72	13.0	...	7.78	4.50	15	5.52	+1.3
BlueprtM n	BPMC	...	...	...dd	109.00	44.58	153	74.64	+38.5
Boingo	WIFI	...	...	...dd	35.98	18.50	171	24.79	+20.5
BonsoElec	BNSO	...	...	...	5.04	1.62		2.58	+28.4
BookingHl	BKNG	...	...	27	2228.99	1606.27	208	1902.33	+10.4
BorqsTch	BRQS	...	...	...dd	11.15	2.11	0	4.20	+31.3
BosOma n	BOMN	...	...	...	31.67	19.45	9	23.91	+2.2
BostPrv	BPFH	.48	4.1	12	17.85	10.00	414	11.70	+10.7
BttmlnT	EPAY	...	...	81	74.05	35.49	396	47.03	-2.0
Boxlight n	BOXL	...	...	...dd	17.40	1.14	47	2.68	+123.3
BxMg un A	BWMC	...	...	...	10.43	9.55	36	9.75	+1.0
▲BoxwMrg un	BWMCU	...	...	...	10.02	9.35	131	10.04	+1.1
Brainstorm	BCLI	...	...	...dd	5.35	2.92	74	3.88	+9.3
BridgeBcp	BDGE	.92	2.8	18	38.00	24.12	27	32.42	+27.2
Bridgline rs	**BLIN**	**...**	**...**	**...**	**3.75**	**.22**	**1027**	**.26**	+10.4
BridgBcs n	BWB	...	...	...	13.87	9.30	50	11.40	+8.1
BridgfdFds	**BRID**	**...**	**...**	**24**	**32.76**	**12.56**	**4**	**24.53**	+23.5
Brightcove	BCOV	...	...	...dd	10.75	6.65	346	8.47	+20.3
BrghtFn n	BHF	...	...	...cc	59.01	28.52	1189	40.94	+34.3
BrghtFn pf n	BHFAL	1.56	6.3	...	25.16	18.95	152	24.60	+15.9
▲BroadcInc	AVGO	10.60	3.8	...	282.16	197.46	1596	281.50	+10.7
BroadVis	BVSN	...	...	...dd	3.15	.74	7	1.60	+40.4
BrdwyFn h	BYFC	...	...	4	2.54	.95	2	1.28	+21.9
BroadwdE	BWEN	...	...	...dd	3.28	1.15	50	1.37	+5.4
BrkfldPrp	BPY	1.32f	6.6	...	21.15	14.96	1208	19.94	+23.7
BrkfldPr A n	BPR	1.32f	6.6	...	21.16	14.93	1142	19.97	+24.0
BrfldPr pf n	BPRAP	1.59	6.5	...	25.49	19.16	11	24.43	+10.4
BrklneB	BRKL	.42	2.7	15	19.35	12.84	276	15.69	+13.5
BrooksAuto	BRKS	.40	1.2	29	39.75	23.02	566	32.20	+23.0
BrukerCp	BRKR	.16	.4	32	38.04	26.10	788	37.08	+24.6
BrynMawr	BMTC	1.00	2.6	12	50.35	32.84	33	38.73	+12.6
Bsquare	BSQR	...	...	...dd	4.65	1.55	6	2.08	+34.2
BldrFstSrc	BLDR	...	...	9	22.08	10.15	1211	13.52	+23.9
BusinFst n	BFST	.32	1.3	26	30.00	20.64	15	24.40	+.7

- C -

Name	Ticker Symbol	Div	Yield	PE	52-week High	52-week Low	Vol 1000s	Last	YTD %Chg
:C&F Fnc	CFFI	1.48a	2.9	14	67.40	45.28	5	51.20	-3.8
CAS Med	CASM	...	...	...dd	2.70	.99	214	2.41	+50.6
CASI Phr h	CASI	...	...	...dd	8.89	2.73	179	3.51	-12.7
CB FnSvcs	CBFV	.92f	3.5	17	36.95	22.82	5	26.10	+5.3
CBAK Eng	CBAT	...	...	...	1.55	.23	555	1.19	+213.2
CBM Bcp n	CBMB	...	...	...	13.25	12.02	1	12.72	+1.6
CBTX Inc n	CBTX	.20	.6	30	38.71	27.00	32	32.72	+11.3
CDK Globl	CDK	.60	1.0	23	71.71	44.01	1068	57.28	+19.6
CDW Corp	CDW	1.18	1.3	33	96.75	67.44	829	93.85	+15.8
CEVA Inc	CEVA	...	...	44	41.50	20.40	169	27.66	+25.2
▲CF FnAc n	CFFA	...	...	...	9.75	9.75	892	9.83	+.8
▲CF FnAq un	CFFAU	...	...	...	10.18	10.00	205	10.17	+1.7
CH Robins	CHRW	2.00	2.2	21	101.20	78.83	752	90.70	+7.9
CHS Inc pf	CHSCP	2.00	7.2	...	30.80	25.72	9	27.97	+4.4
CHS pfB	CHSCO	1.97	7.2	...	29.60	24.85	16	27.45	+6.8
CHS pfB2	CHSCN	1.78	6.7	...	29.20	22.95	15	26.33	+6.6
CHS pfB3	CHSCM	1.69	6.6	...	27.84	22.16	17	25.60	+6.4
CHS pfB4	CHSCL	1.88	7.0	...	28.92	24.42	13	27.02	+7.0
CIM CmTr	CMCT	.50a	2.8	81	18.10	11.75	2	17.73	+16.8
CIM CT pfL	CMCTP	1.56p	...	...	30.00	23.21		29.50	-1.7
CLPS Inc n	**CLPS**	**...**	**...**	**...**	**17.99**	**2.12**	**221**	**12.49**	+416.0
CM Finan	CMFN	1.00	12.8	7	9.90	5.58	24	7.83	+25.3
CM Fin23 n	CMFNL	1.53	6.1	...	27.77	23.25	1	25.21	+2.1
CM SevSt n	CMSS	...	...	...dd	11.00	9.65		10.25	+1.4
CM SevSt wt	CMSSW	...	...	...				.24	
CM SvSt un	CMSSU	...	...	...	11.00	9.98		10.40	-2.3
CM SevSt rt	CMSSR	...	...	...	.65	.01	41	.25	-37.3
CME Grp	CME	3.00f	1.7	39	197.08	153.90	2880	177.40	-5.7
CNBFnPA	CCNE	.68	2.6	15	32.86	21.43	12	26.65	+16.1
CPI Crd rs	PMTS	...	...	...	4.18	1.93	13	3.30	+44.1
CPS Tech	CPSH	...	...	24	1.96	.66	3	1.41	+14.6
CRA Intl	CRAI	.80f	1.9	19	58.75	39.23	143	41.90	-1.5
CRISPR n	CRSP	...	...	...	73.90	22.22	277	30.93	+8.3
CSG Sys	CSGS	.89f	2.1	22	48.82	30.40	191	41.45	+30.5
CSI Comp	CCLP	.75	27.8	...dd	8.05	2.10	106	2.70	+16.4
CSP Inc	CSPI	.60	6.3	...dd	14.97	8.75	5	9.52	-3.0
CSW Ind n	CSWI	...	...	25	57.66	41.50	40	55.73	+15.3
CSX	CSX	.96f	1.3	19	76.24	51.33	3247	71.63	+15.3
CTI BioP rs	CTIC	...	...	...dd	5.36	.60	118	.92	+25.6
CTI Inds	CTIB	...	...	...	5.00	2.75	2	2.86	-7.3
CUI Glbl	CUI	...	...	...dd	3.28	1.17	39	1.33	+8.1
CVB Fncl	CVBF	.56	2.5	18	24.97	19.21	565	22.29	+10.2
CVD Eqp	CVV	...	...	...dd	9.96	3.35	1	4.51	+27.0
CabotMicro	CCMP	1.60	1.6	20	123.76	82.24	316	98.02	+2.8
Cadence	CDNS	...	...	49	52.37	35.49	2029	51.66	+18.8
Cadiz h	CDZI	...	...	...dd	14.35	8.53	93	10.08	-2.1
CaesarStne	CSTE	.44e	2.7	20	22.05	12.49	180	16.40	+20.8
CaesarsEnt	CZR	...	...	...dd	13.54	5.84	26371	9.40	+38.4
Cal-Maine	CALM	.44e	1.0	11	52.30	40.21	495	43.51	+2.9
Caladriu rs	**CLBS**	**...**	**...**	**...dd**	**11.65**	**3.05**	**184**	**4.00**	+12.4
CalaCvHi	CHY	1.02	9.3	...q	13.73	8.63	90	11.00	+17.0
CalaCvOp	CHI	.96	9.4	...q	12.94	8.17	182	10.26	+15.8
CalaCv&Inc	CCD	2.00	10.3	...q	22.99	15.61	80	19.41	+18.3
CalaGDyln	CHW	.84	11.0	...q	9.47	6.12	115	7.67	+17.1
CalaGTR	CGO	1.20	10.1	...q	15.99	9.66	46	11.87	+16.8
CalaStrTR	CSQ	.99	8.2	...q	13.62	9.41	213	12.08	+14.1
CalAmp	CAMP	...	...	35	25.41	10.91	359	14.20	+9.1
CalavoGr h	CVGW	1.00f	1.3	21	108.00	67.52	101	79.27	+8.6
Calithera	CALA	...	...	...dd	9.35	3.55	115	5.22	+30.2
CalumetSp	CLMT	...	...	...dd	8.75	1.99	153	3.10	+40.3
CalvUSInc n	CRUSC	...	...	...	100.02	99.98		99.98	
Calyxt n	CLXT	...	...	...	23.05	8.83	64	12.73	+22.9
CambrBc n	CATC	2.04f	2.6	...	95.06	71.35	3	78.41	-5.8
CamdnN s	CAC	1.20	2.8	19	47.86	33.49	32	43.46	+20.8
Camtek h	CAMT	.56	6.2	19	11.11	6.29	288	9.07	+34.0
CdnSolar	CSIQ	...	...	6	22.19	11.37	611	21.14	+47.4
CancrGen h	CGIX	...	...	...dd	2.20	.20	1062	.25	+3.7
CantbryPk	CPHC	.28	1.9	18	17.72	12.20	6	14.50	+4.2
CpStarFn n	CSTR	.16	1.0	59	20.87	13.51	16	16.43	+11.5
CapBcp n	CBNK	...	...	23	14.28	10.21	6	11.75	+3.0
CapCtyBk	CCBG	.36	1.5	2	26.95	19.93	10	24.72	+6.5
CapProd	CPLP	.18m	8.0	6	3.31	2.05	321	2.26	+8.1
CapSwst	CSWC	1.44f	6.7	17	24.18	16.08	30	21.47	+11.7
CapitalaF	CPTA	1.00	11.6	26	9.05	6.46	40	8.60	+19.9
Capitala22	CPTAL	1.50	6.0	...	25.90	23.13	3	24.98	+.3
CapF cv22	CPTAG	1.44	6.3	...				23.02	-1.5
CapFedFn	CFFN	.34a	2.6	20	14.15	11.80	270	12.96	+1.5
Capricor	CAPR	...	...	...dd	2.20	.31	100	.42	+2.4
CpstnTur rs	CPST	...	...	...dd	1.90	.55	412	.80	+33.4
CarGurus n	CARG	...	...	96	57.25	29.19	196	40.17	+19.1
CaraThera	CARA	...	...	...dd	24.30	11.46	421	16.55	+27.3
CarbBlk n	CBLK	...	...	...dd	35.00	11.80	918	15.44	+15.1
Carbonite	CARB	...	...	...cc	43.63	20.50	441	24.57	-2.7
CardiovSys	CSII	...	...	...cc	40.00	20.58	147	33.04	+16.0
Cardlytc n	CDLX	...	...	...dd	28.29	9.80	82	17.14	+58.3
Cardtronic	CATM	...	...	50	39.10	20.78	515	28.07	+8.0
▲CareTrust	CTRE	.82	3.7	41	22.66	12.73	1185	22.16	+20.0
CareDx h	CDNA	...	...	...dd	30.80	5.07	583	23.99	-4.6
CareerEd	CECO	.30f	2.2	...dd	19.07	11.01	169	13.70	+20.0
CarlyleGp	CG	1.34e	7.2	7	25.25	15.09	826	18.67	+18.5
CarlGp pfA	TCGP	1.47	6.6	...	24.58	19.05	26	22.30	+9.5
CaroFin s	CARO	.32f	.9	17	45.58	27.62	79	36.15	+22.2
CarolTrBk	CART	...	...	31	9.70	7.20	10	8.31	+9.6
Carrizo	CRZO	...	...	11	31.57	9.67	2317	12.18	+7.9
CarrolsRst	TAST	...	...	11	16.40	8.42	207	9.05	-8.0
CarverBc lf	**CARV**	**...**	**...**	**43**	**11.94**	**2.40**	**50**	**4.25**	+42.6
CasaSys n	CASA	...	...	30	34.21	10.50	268	12.07	-8.1
▲CasellaW	CWST	...	...	...cc	34.48	22.15	201	34.18	+20.0
Caseys	CASY	1.16	.9	28	137.08	90.42	321	133.03	+3.8
CassInfo s	CASS	1.04b	2.0	16	62.08	46.92	23	52.75	-.3
CatalstB rs	CBIO	...	...	...dd	37.00	6.20	278	8.35	+5.8
CatalystPh	CPRX	...	...	...dd	4.05	1.85	836	2.71	+41.1
Catasys n	CATS	...	...	...	14.29	4.08	62	11.96	+27.6
CathayGen	CATY	1.24f	3.2	15	44.05	31.94	510	38.50	+14.8
CausIntV n	CIVEC	...	...	...					
CavcoInd	CVCO	...	...	22	261.80	121.40	118	139.55	+7.0
CecoEnv	CECE	.30	4.2	...	9.18	4.00	67	7.09	+5.0
Celcuity n	CELC	...	...	...	31.00	13.16	13	22.51	-6.2
Celgene	CELG	...	...	19	97.43	58.59	5971	90.68	+41.5
Celgene rt	CELGZ	...	...	...	2.65	.11	24	.85	+88.5
CelldexT rs	**CLDX**	**...**	**...**	**...**	**42.90**	**2.75**	**520**	**5.17**	+74.1
▼CellectBio n	**APOP**	**...**	**...**	**...**	**8.08**	**1.06**	**340**	**1.05**	-50.0
CellectB wt	APOPW	...	...	...				2.41	
Cellct wt rs	CLRBW	...	...	...				.10	
Celct wtA	CLRBZ	...	...	...				.49	
Cellectar rs	**CLRB**	**...**	**...**	**...**	**14.00**	**1.22**	**23**	**1.82**	+17.4
Cellectis n	CLLS	...	...	...dd	38.85	15.34	49	17.08	+2.6
CallularBio	CBMG	...	...	...dd	25.00	12.04	55	19.02	+7.7
Celsion rs	CLSN	...	...	...dd	3.48	1.35	34	2.18	+54.6
CelsiusH n	CELH	...	...	...	5.70	3.05	99	3.43	-1.2
Celyad n	**CYAD**	**...**	**...**	**...**	**42.87**	**15.36**	**1**	**20.13**	+10.8
Cemtrx wt	CETXW	...	...	...				.27	
Cemtrex rs	**CETX**	**.02p**	**...**	**...dd**	**3.33**	**.54**	**233**	**.83**	+44.6
Cemtrx pf	CETXP	.58t	...	...	6.20	1.17		1.98	+58.3
CntRsDvA	CDEV	...	...	...	23.12	9.87	2605	12.55	+13.9
CntrStBk	CSFL	.40	1.5	...	32.27	19.55	412	26.09	+24.0
CEurMed	CETV	...	...	24	4.75	2.67	234	3.33	+19.8
CentrlFd rs	CFBK	...	...	26	16.95	10.62	1	12.63	+8.0
CentGard lf	CENT	...	...	8	45.02	29.56	245	30.62	-11.1
CenGrdA lf	CENTA	...	...	...	41.97	26.45	1329	27.33	-12.5
CntlVyCm	CVCY	.40f	2.0	16	22.34	15.66	67	19.57	+3.7
CentricB rs	**CTRC**	**...**	**...**	**...dd**	**6.89**	**.83**	**49**	**3.41**	-.6
CentAl	CENX	...	...	13	24.77	6.54	928	8.47	+15.9
CntyBcMA	CNBKA	.48	.6	12	84.49	65.15	2	77.40	+14.3
CentCas	CNTY	...	...	...dd	9.15	5.77	61	8.39	+13.5
CeragonN	**CRNT**	**...**	**...**	**...**	**5.00**	**2.25**	**1623**	**4.83**	+27.8
Cerecor n	CERC	...	...	...dd	5.90	2.71	85	4.50	+39.3
Cerner	CERN	...	...	30	67.57	48.78	3288	56.80	+8.3
CerusCp	CERS	...	...	...dd	8.05	3.80	736	6.25	+23.3
CescaTh h	KOOL	...	...	...	3.34	.21	30	.35	+31.1
ChaSergT n	CTAC	...	...	...	10.67	9.50	51	9.80	+1.2
ChaSerg un	CTACU	...	...	...	10.10	9.91	0	10.09	+1.0
Chaisma n	CHMA	...	...	...dd	4.87	1.20	25	3.75	+20.6
ChampO hrs	CSBR	...	...	...cc	17.90	3.25	41	9.66	+23.7
Changyou	CYOU	...	...	8	21.37	12.68	73	18.85	+3.1
Chantic rs	BURG	...	...	...	3.99	1.23	30	1.97	+52.7
CharlsCol h	**CTHR**	**...**	**...**	**...dd**	**1.56**	**.80**	**59**	**1.00**	+17.6
▲ChartInds	GTLS	...	...	57	83.02	44.97	1290	85.84	+32.0
ChartCm n	CHTR	...	...	74	370.09	250.10	827	341.60	+19.9
ChkPoint	CHKP	...	...	23	120.81	93.76	862	119.32	+16.2
CheckC wt	CHEKW	...	...	...				.33	
CheckC nrs	CHEK	...	...	...	19.78	1.62	381	2.07	-3.7
ChckPnt n	CKPT	...	...	...dd	6.29	1.50	47	3.75	+106.0
Cheesecake	CAKE	1.32	2.8	15	60.19	41.63	569	46.88	+7.7
ChefsWhs	**CHEF**	**...**	**...**	**65**	**39.26**	**18.90**	**570**	**34.23**	+7.0
Chembio	CEMI	...	...	...dd	11.55	4.85	33	6.97	+23.1
ChemFinl	CHFC	1.36	3.0	13	59.46	34.62	526	44.91	+22.7
ChemoCntx	CCXI	...	...	54	15.08	8.73	273	10.86	-.5
ChemungF	CHMG	1.04	2.3	26	53.99	36.87	10	45.78	+10.8
Cherokee h	CHKE	.20	26.9	...dd	1.75	.38	6	.74	+47.3
ChkSoup n	CSSE	.45p	...	...dd	11.41	6.19	35	7.63	+1.5
ChkSoup pf	CSSEP	2.44	9.8	...	27.14	23.75	1	24.82	+1.3
ChildPlace	PLCE	2.00	2.2	18	160.23	84.47	449	89.78	-.3
▼Chimerix	**CMRX**	**...**	**...**	**...dd**	**5.94**	**2.08**	**473**	**1.97**	-23.3
ChAdvCns	CADC	...	...	...	10.20	1.90		2.07	
ChinaAuto	**CAAS**	**...**	**...**	**7**	**4.86**	**2.00**	**279**	**3.52**	+44.3
ChiBat rs	GLG	...	...	...	8.40	1.32	51	1.42	-14.2
ChinaBio	CBPO	...	...	22	107.44	60.08	49	81.12	+6.9
ChinCer rs	CCCL	...	...	...	6.45	.72	118	1.73	+13.1
ChiCustR n	CCRC	...	...	...	35.10	7.90	17	10.41	-20.0
ChiFnOnl	JRJC	...	...	...dd	2.66	.64	55	1.02	+13.3
ChinaHGS	HGSH	...	...	...	2.55	.82	0	1.01	+4.1
ChnaIntNt n	CIFS	...	...	...	47.00	.64	133	.90	-2.2
ChinaJJ h	CJJD	...	...	...dd	2.46	1.17	499	2.12	+6.0
ChinLend h	CLDC	.32e	27.8	...	7.75	.77	24	1.15	+23.7
ChinaNRes	CHNR	...	...	...	3.70	1.57	4	1.72	+1.7
ChiRecy rs	CREG	...	...	...	3.80	.56	197	.99	+34.0
ChinaSXT n	SXTC	...	...	...	23.35	3.62	39	5.24	-8.7
ChnaTcF rs	CNTF	...	...	...	4.07	.76		1.21	+21.0
ChXDPlas	**CXDC**	**...**	**...**	**2**	**4.45**	**1.28**	**29**	**2.60**	+47.7
ChiCache lf	CCIH	...	...	...dd	1.73	1.00	17	1.13	+.3
ChinaNt rs	CNET	...	...	...dd	3.99	1.02	210	1.73	+29.1
ChipMOS	IMOS	...	...	11	19.99	12.81	29	16.71	-.8
ChromaDx n	CDXC	...	...	...	5.75	2.79	237	3.58	+4.4
ChrchlID s	CHDN	...	...	25	104.87	74.58	228	94.20	+15.8
ChuysHldg	CHUY	...	...	90	34.10	17.03	176	22.39	+26.2
CideraTh n	CDTX	...	...	...dd	8.55	1.94	204	2.47	+5.1

Name	Ticker Symbol	Div	Yield	PE	52-week High	52-week Low	Vol 1000s	Last	YTD %Chg
Cimpress	CMPR	...	...	...cc	171.76	76.33	238	82.01	-20.7
CinnFin	CINF	2.24f	2.7	14	85.91	66.33	522	83.99	+8.5
Cinedigm rs	CIDM	...	...	...	1.81	.48	67	1.19	+108.8
Cintas	CTAS	2.05f	1.0	31	217.34	152.43	452	201.41	+19.9
Cirrus	CRUS	...	...	17	46.18	31.25	545	39.18	+18.1
▲Cisco	CSCO	1.40f	2.9	21	49.47	40.19	47551	48.40	+11.7
CitiTrends	CTRN	.32	1.6	17	34.90	17.79	46	20.28	-.5
CitiusPh wt	CTXRW	...	...	...				.90	
CitiusPh n	**CTXR**	**...**	**...**	**...**	**4.00**	**.86**	**225**	**1.05**	+1.0
Citiz&Nthn	CZNC	1.08	4.2	14	28.99	22.11	8	25.78	-2.5
CtzCmtyBc	CZWI	.20	1.7	18	14.25	10.50	3	11.65	+6.9
CitizFst	CZFC	.28	1.3	12	27.10	20.21	0	22.33	+4.2
CitizHold	CIZN	.96	4.5	16	24.00	19.08	3	21.31	+1.5
CitrixSy s	CTXS	1.40	1.3	27	116.82	85.10	1993	106.20	+3.7
CtyHld	CHCO	2.12f	2.8	17	83.27	65.30	55	76.07	+12.5
CivistaBcsh	CIVB	.36	1.9	25	25.88	15.55	28	18.83	+8.1
Civista pf	CIVBP	1.63	2.7	...	80.00	58.10		60.97	+4.9
Clarus	CLAR	.10	.9	...	12.00	6.35	97	11.24	+11.1
CleanEngy	CLNE	...	...	...dd	4.05	1.31	273	1.90	+10.5
ClearOne	CLRO	.28	14.1	...dd	8.50	1.12	33	1.98	+58.4
ClrAllCGr n	CACG	...	...	...	31.85	24.36	19	29.74	+11.3
ClrDvStr n	YLDE	...	...	...	29.55	25.52	3	28.27	+12.1
Clearfield	CLFD	...	...	22	15.30	8.41	28	13.03	+31.4
ClearsBio n	**CLSD**	**...**	**...**	**...dd**	**15.33**	**.99**	**4494**	**1.55**	+44.9
ClearSign	CLIR	...	...	...dd	3.00	.77	31	1.20	+17.6
ClemPhr n	CMTA	...	...	...	19.58	8.10	30	14.00	+19.0
CleBio hrs	**CBLI**	**...**	**...**	**...dd**	**3.69**	**1.00**	**22**	**1.38**	+36.6
ClovisOnc	CLVS	...	...	...dd	65.24	11.50	1208	25.47	+41.8
CoDiagn n	CODX	...	...	...dd	6.66	.90	139	1.17	-21.5
CoStar	CSGP	...	...	75	448.35	315.85	145	407.78	+20.9
CoastFn n	CCB	...	...	...	18.90	11.85	7	15.58	+2.3
CocaCons	COKE	1.00	.4	54	227.00	125.08	21	226.48	+27.7
CocrystP n	COCP	...	...	...dd	6.45	1.51	14	2.66	-26.1
CodaOct n	**CODA**	**...**	**...**	**...**	**8.44**	**3.28**	**90**	**6.47**	+11.2
Codexis	CDXS	...	...	...dd	23.05	8.20	335	21.79	+30.5
CdrsVlly	CVLY	.64f	2.9	11	33.45	20.27	7	22.17	+4.3
CoffeeH	**JVA**	**...**	**...**	**57**	**7.79**	**3.53**	**242**	**6.81**	+92.9
CogentC	CCOI	2.24f	4.6	...cc	57.65	35.75	331	48.81	+8.0
Cognex s	CGNX	.20	.4	37	60.47	34.88	2925	48.87	+26.4
CognizTch	CTSH	.80	1.1	20	85.10	59.47	1496	73.12	+15.2
CohBar n	CWBR	...	...	...	10.79	2.55	62	3.03	-2.6
Coherent	COHR	...	...	18	233.93	90.10	327	128.86	+21.9
CoherusBio	CHRS	...	...	...dd	20.66	8.32	455	14.18	+56.7
Cohu	COHU	.24	1.3	17	27.83	14.08	212	18.44	+14.7
CollPlant n	CLGN	...	...	...	8.73	3.13	2	5.18	+23.3
CllctUnv	CLCT	.70	4.5	13	17.94	10.01	138	15.53	+36.7
Collegium n	COLL	...	...	...dd	29.90	13.10	338	13.89	-19.1
Colliers	CIGI	.10	.1	21	84.20	52.01	56	68.65	+24.8
ColonyBk	CBAN	.30f	1.9	9	19.50	12.29	1	15.85	+8.6
ColBnkg	COLB	1.12f	3.1	19	45.22	31.35	289	36.51	+.6
ColumFn n	CLBK	...	...	69	17.73	14.01	56	15.81	+3.4
ColuSprtw	COLM	.96f	.9	30	109.74	70.36	406	103.96	+23.6
Colmbus	CMCO	.20	.5	39	45.85	27.66	71	36.69	+21.7
comScore n	SCOR	...	...	...dd	25.69	12.85	166	22.55	+56.3
Comcast s	CMCSA	.84f	2.3	18	40.42	30.43	15908	37.26	+9.4
CommScpe	COMM	...	...	21	41.60	15.09	1588	22.19	+35.4
CmcBMO	CBSH	1.04f	1.7	16	72.55	53.40	524	61.08	+8.4
CmcBc pfB	CBSHP	1.50	5.8	...	26.45	24.81	1	25.65	+1.6
CmclVehcl	CVGI	...	...	15	11.41	5.35	140	7.45	+30.7
CommSys	JCS	.08m	3.1	...dd	4.24	2.03	2	2.62	+29.1
CmtyBkTr	ESXB	...	...	18	10.05	6.62	19	7.93	+9.8
CmtyFinCp	TCFC	.50f	1.7	10	38.39	26.47	21	30.05	+2.8
CommuFt n	CFBI	...	...	...	11.92	10.06	2	10.25	-12.0
CmtyHlt rt	CYHHZ	...	...	...	.04	.00		.00	+100.0
CmtyTrBc	CTBI	1.44	3.5	12	53.00	35.70	24	41.37	+4.4
CmtyWest	CWBC	.20	1.9	13	12.95	9.44	29	10.37	+3.4
CommVlt	CVLT	...	...	...	72.65	48.95	353	67.83	+14.8
Compugn	CGEN	...	...	...dd	5.00	2.00	39	3.74	+72.4
CmptrPr	CPSI	.40	1.4	47	34.65	23.81	227	28.83	+14.9
CmpTask	CTG	.24	5.5	...	9.62	3.85	10	4.40	+7.8
CmstkH rs	CHCI	...	...	...	6.58	1.38	80	2.16	+28.6
Comtech	CMTL	.40	1.5	19	36.94	20.83	156	26.95	+10.7
ConatusPh	CNAT	...	...	11	7.95	1.15	562	2.03	+17.3
ConcertPh	CNCE	...	...	...dd	26.15	10.80	131	14.24	+13.5
ConcrPump	BBCP	...	...	...dd	15.25	6.62	6	7.48	-9.1
Conformis h	**CFMS**	**...**	**...**	**...dd**	**1.84**	**.36**	**965**	**1.00**	+179.3
ConiferH n	**CNFR**	**...**	**...**	**...dd**	**7.20**	**3.06**	**19**	**4.31**	+23.1
Conifer23 n	CNFRL	1.69	6.8	...	26.00	19.75	2	25.00	+19.0
Conmed	CNMD	.80	1.1	26	83.49	56.91	168	71.04	+10.7
Conns	CONN	...	...	15	42.65	17.00	455	21.78	+15.5
ConnectOne	CNOB	.30	1.4	16	31.40	17.07	75	20.97	+13.5
ConnWtrSv	CTWS	1.25	1.8	37	70.30	48.86	26	68.48	+2.4
ConsolCom	**CNSL**	**1.55**	**15.5**	**...**	**14.23**	**8.51**	**1047**	**10.01**	+1.3
ConsolWtr	CWCO	.34	2.6	23	15.35	10.76	34	13.04	+11.8
▲ConstAlph n	CNAC	...	...	...dd	10.32	9.72	7	10.33	+1.2
ConstAl wt	CNACW	...	...	...				.25	
ConstAlp un	CNACU	...	...	...	16.04	9.74		10.35	-3.2
ConstAl rt	CNACR	...	...	...	.95	.01	1	.15	-21.1
▲ConstPh n	CNST	...	...	14	12.21	4.01	151	11.34	+182.8
ConstPrt n	ROAD	...	...	9	14.06	7.70	26	11.42	+29.3
ConsuPtf	CPSS	...	...	6	4.48	2.99	41	4.11	+36.5
ContraFect	**CFRX**	**...**	**...**	**...**	**2.93**	**.36**	**746**	**.43**	-71.9
ContraV rs	**CTRV**	**...**	**...**	**...**	**2.72**	**.21**	**100**	**.27**	-4.3
Control4	CTRL	...	...	11	37.62	15.59	461	17.89	+1.6
CoolHl rs	AWSM	...	...	...	22.61	1.15	58	2.25	+16.0
Copart s	CPRT	...	...	29	67.08	42.02	1082	53.93	+12.9
CorbusPhm	CRBP	...	...	...dd	8.87	4.50	897	8.14	+39.4
Corcept	CORT	...	...	10	20.00	9.14	974	11.38	-14.8
CoreMrk s	CORE	.44f	1.5	26	40.12	17.10	180	29.39	+26.4
CorOnDem	CSOD	...	...	...dd	60.19	37.26	711	57.40	+13.8
CorrevPh g	CORV	...	...	...dd	2.45	1.36		2.33	
Corvel	CRVL	...	...	32	70.73	46.45	134	65.86	+6.7
CorvusPh n	CRVS	...	...	...dd	13.91	3.22	27	4.09	+11.4
Costco	COST	2.28	1.1	32	245.16	180.05	1411	213.84	+5.0
CountrP rs	CPAH	...	...	...dd	4.99	.90	10	1.61	+34.4
CountyBcp	ICBK	.28	1.5	9	31.52	16.74	18	18.30	+5.4
CoupaSft n	COUP	...	...	...dd	96.77	38.03	612	95.22	+51.5
Covenant	CVTI	...	...	19	35.19	18.13	63	24.06	+25.3
▼Covetrus n	CVET	...	...	...	50.00	36.15	4100	36.56	-13.0
CowenInc s	COWN	...	...	19	17.99	11.63	479	15.79	+18.4
Cowen27 n	COWNZ	1.84	7.3	...	26.00	22.73	3	25.14	+5.7
Cowen33 n	COWNL	1.94	7.8	...	25.49	21.93	53	24.85	+5.7
CrackerB	CBRL	5.00	2.9	17	185.00	141.63	361	170.34	+6.6
CraftBrew	BREW	...	...	33	21.00	13.64	44	16.28	+13.8
Cray Inc	CRAY	...	...	...cc	28.60	18.76	674	23.08	+6.9
CreatReal n	CREX	...	...	...	3.50	2.00	24	2.76	+21.1
CreditAcc	CACC	...	...	16	467.26	299.00	67	436.82	+14.4
CSVixST rs	VIIX	...	...	...q	22.73	10.92	136	14.27	-28.1
CSSilvCC	SLVO	.43e	6.2	...q	7.98	6.23	3	6.93	+.4
CSGoldCvC	GLDI	.46e	5.3	...q	9.32	7.90	6	8.73	+2.4
CSVS3xInSlv	DSLV	...	...	...q	39.55	21.07	84	27.43	-2.0
CSVS3xInG	DGLD	...	...	...q	60.61	37.83	48	44.07	-5.7
CSVIVxMT	ZIV	...	...	...q	81.68	57.69	43	71.27	+18.0
CrS Crd n	USOI	3.74e	16.6	...	33.00	18.35	8	22.57	+17.9
Cree Inc	CREE	...	...	...dd	52.88	32.32	822	52.20	+22.0
Cresud	CRESY	4.29e	...	...	21.90	10.33	48	13.14	+8.1
Crinetic n	CRNX	...	...	...dd	42.00	19.23	32	24.48	-18.4
Criteo SA	CRTO	...	...	22	36.66	19.13	818	27.30	+20.2
Crocs	CROX	...	...	...dd	31.88	12.02	1654	27.62	+6.3
CronosGp n	CRON	...	...	...dd	25.10	5.12	13922	20.82	+100.4
CrssCtryHl	CCRN	...	...	27	13.73	6.91	128	10.06	+37.2
CrownCfts	CRWS	.32	5.6	13	6.65	5.00	13	5.70	+5.6
CryoPrt wt	CYRXW	...	...	...				5.17	
CryoPort rs	CYRX	...	...	...dd	16.88	6.66	108	11.70	+6.1
Ctrip.com s	CTRP	...	...	22	51.91	25.00	3167	33.74	+24.7
CueBioph n	CUE	...	...	...	17.99	4.16	163	6.11	+30.0
CumbldPh	CPIX	...	...	...dd	7.29	5.03	3	5.84	-3.2
Curis rs	CRIS	...	...	...	5.20	.60	251	1.04	+50.7
Cutera	CUTR	...	...	31	56.05	12.32	155	15.28	-10.2
Cyanotch h	CYAN	...	...	...dd	5.70	3.00	1	3.18	+5.3
CybrOpt	CYBE	...	...	62	22.30	13.32	14	21.76	+23.4
▲CyberArk	**CYBR**	**...**	**...**	**...cc**	**91.49**	**43.26**	**5505**	**104.06**	+40.4
Cyclacel pf	CYCCP	.60	10.9	...	7.00	4.85		5.50	-12.0
Cyclacel rs	CYCC	.15p	...	...dd	1.87	.51	60	.80	+32.6
CymaBay	CBAY	...	...	...dd	15.59	6.31	381	9.77	+24.1
CypSemi	CY	.44	2.8	26	18.87	11.75	4675	15.73	+23.7
Cyren Ltd	CYRN	...	...	...dd	3.79	2.00	19	2.57	-14.3
CyrusOne	CONE	1.84	3.3	68	69.01	43.49	1057	56.11	+6.1
CytRx rs	CYTR	...	...	...	2.18	.33	88	.60	+33.2
Cytokinetic	CYTK	...	...	...dd	10.00	5.90	372	7.62	+20.6
CytomX n	CTMX	...	...	...dd	35.00	12.51	268	18.48	+22.4
CytoriTh rs	CYTX	...	...	...	3.80	.25	217	.27	-7.9
Cytosorbnt	CTSO	...	...	...	14.95	6.67	87	8.10	+.2

- D -

Name	Ticker Symbol	Div	Yield	PE	52-week High	52-week Low	Vol 1000s	Last	YTD %Chg
:DBV Tech	**DBVT**	**...**	**...**	**...**	**26.89**	**3.60**	**1517**	**7.86**	+22.4
DD3 Ac un	DDMXU	...	...	...	10.10	9.90	10	10.01	-.1
DFB Hlt n	DFBH	...	...	...dd	10.87	9.60		9.90	+.7
DFB Hlt un	DFBHU	...	...	...	10.59	10.00		10.25	+1.5
DHX Mda n	DHXM	.08	...	...	3.70	2.49		2.60	
DLH Hldgs	DLHC	...	...	45	6.30	4.16	89	5.90	+26.9
DMC Globl	BOOM	.08	.2	...dd	51.05	20.80	50	34.04	-3.1
DNB Fncl	DNBF	.28	.7	16	42.00	25.84	2	38.51	+35.2
DSP Gp	DSPG	...	...	...cc	13.45	10.15	68	13.00	+16.1
DXP Ent	DXPE	...	...	20	49.50	26.95	67	33.89	+21.7
DailyJourn	DJCO	...	...	...dd	257.70	192.83	1	217.13	-7.2
Daktronics	DAKT	.28	3.4	32	10.11	7.14	174	8.23	+11.2
DareBio rs	DARE	...	...	...	3.59	.60	50	.80	+12.0
DarioHlth	DRIO	...	...	...	2.15	.65	42	.73	-5.9
DarioHl wt	DRIOW	...	...	...				.30	
DasanZ rs	DZSI	...	...	...dd	15.59	8.63	21	13.85	-.4
Daseke n	DSKE	...	...	...	12.68	3.13	218	4.59	+24.7
Daseke wt	DSKEW	...	...	...				1.90	
Data IO	DAIO	...	...	21	11.75	4.27	25	6.23	+24.6
Datasea n	DTSS	...	...	...	4.49	2.99	1	3.75	-7.4
DaveBuster	PLAY	.60	1.2	20	67.05	37.85	441	49.56	+11.2
DavidsT g n	DTEA	...	...	...dd	5.35	1.07	89	1.50	+27.1
DavSelFn n	DFNL	.64p	...	...	25.52	19.29	9	21.95	+7.1
DavSelEq n	DUSA	.55p	...	...	26.54	18.76	44	22.05	+10.1
DavSelW n	DWLD	.80e	3.6	...	27.79	18.56	30	22.30	+14.1
DawsonGeo	DWSN	.05p	...	...dd	8.40	3.04	29	3.80	+12.4
Deciphera n	DCPH	...	...	...	45.61	18.55	84	27.97	+33.3
DelFriscos	DFRG	...	...	10	18.85	5.86	118	8.50	+18.9
DelTaco	TACO	...	...	8	14.83	9.46	159	10.20	+2.1
DelTaco wt	TACOW	...	...	...				3.81	
DelmarPh n	DMPI	...	...	...	1.38	.31	72	.39	+14.0
DeltaTch h	DELT	...	...	...dd	1.60	.68	9	1.10	+27.0
DenaliTh n	DNLI	...	...	...	25.79	12.32	246	20.26	-1.9
Dennys	DENN	...	...	30	18.94	13.32	380	17.58	+8.5
Dentsply	XRAY	.35	.8	...dd	59.17	33.93	1143	43.68	+17.4
Dermira	DERM	...	...	...dd	29.18	6.00	502	7.57	+5.3
DescSys	DSGX	...	...	94	35.87	25.19	41	32.90	+24.3
DestMatrn	DEST	.80	26.5	...dd	6.84	1.62	34	3.02	+6.3
Dest XL	DXLG	...	...	...dd	3.52	1.45	180	2.49	+14.7
Deswell	DSWL	.10e	3.3	...dd	3.53	2.63	1	3.04	+.9
DexCom	DXCM	...	...	...cc	155.85	53.30	740	147.83	+23.4
DiaMdica n	DMAC	...	...	...	4.25	2.46	19	3.18	+9.3
DiamHill	DHIL	8.00e	...	10	216.00	139.50	10	152.25	+1.9
DiambkEn	FANG	.50	.5	16	140.78	85.19	1828	103.83	+12.0
DianaCnt rs	DCIX	...	...	...dd	3.49	.56	309	.86	+31.5
DicernaPh	DRNA	...	...	...dd	17.98	8.71	314	10.71	+.2
DiffusP rs	DFFN	...	...	...dd	11.10	2.65		2.86	
DigiIntl	DGII	...	...	39	14.70	9.28	246	13.33	+32.1
Digimarc	DMRC	...	...	...dd	33.40	14.03	47	23.14	+59.6
Digirad	DRAD	.22	30.1	...dd	2.35	.42	44	.73	+28.1
DigitalAlly	DGLY	...	...	...dd	4.95	2.00	337	3.56	+32.8
▲DigitlTurb	APPS	...	...	...dd	3.01	1.12	2023	2.99	+63.4
DimeCBc	DCOM	.56	2.9	19	20.85	15.48	272	19.62	+15.5
▲Diodes	**DIOD**	**...**	**...**	**27**	**39.31**	**27.38**	**1666**	**40.63**	+25.9
DiscIncA	DISCA	...	...	15	34.89	20.60	3820	28.77	+16.3
DiscIncB	DISCB	...	...	18	48.85	25.45		34.88	+4.1
DiscIncC	DISCK	...	...	14	31.55	19.08	2038	27.19	+17.8
DishNetw h	DISH	...	...	10	46.30	23.22	5462	29.70	+18.9
Diversicre	DVCR	.22	6.0	2	9.07	2.14	0	3.65	+54.0
DivrsRst h	**SAUC**	**...**	**...**	**1**	**1.66**	**.73**	**13**	**.97**	
DixieGrp	DXYN	...	...	...dd	3.54	.62	28	1.23	+73.5
DocuSign n	DOCU	...	...	...dd	68.35	35.06	2836	53.33	+33.1
DgssInt A n	DOGZ	...	...	17	5.00	1.77	13	3.64	-6.7
DollarTree	DLTR	...	...	14	109.57	78.78	1613	98.53	+9.1
DolphEnt hn	DLPN	...	...	...dd	5.77	.71	18	1.47	+90.9
DolphE wt h	DLPNW	...	...	...				.41	
▲Domo B n	**DOMO**	**...**	**...**	**...**	**30.60**	**13.28**	**609**	**31.19**	+58.9
DonegalA	DGICA	.57	4.4	23	17.07	12.74	23	13.10	-4.0
DonegalB	DGICB	.50	4.2	23	15.55	11.52		11.93	+1.1
DorchMin	DMLP	1.74e	9.8	14	21.15	14.11	20	17.68	+20.8
Dorman	DORM	...	...	29	97.38	56.36	142	88.59	-1.6
DovaPh n	DOVA	...	...	...	37.00	5.62	114	7.57	-.1
DragVic n	LYL	...	...	...	5.50	1.12	2	1.53	+17.7
DropCar hrs	DCAR	...	...	...	3.95	.20	252	.39	+85.2
Dropbox n	DBX	...	...	...	43.50	18.50	1701	25.78	+26.2
DryShips s	DRYS	.14e	...	...dd	7.22	3.33	385	5.28	-6.5
DuluthH n	DLTH	...	...	36	35.67	15.96	100	24.76	-1.9

Continued on **next page**

Continued from **previous page**

Nasdaq

Name	Ticker Symbol	Div	Yield	PE	52-week High	52-week Low	Vol 1000s	Last	YTD %Chg
Dunkin	DNKN	1.50f	2.1	29	77.13	57.33	936	69.87	+9.0
DurectCp	DRRX	...	...	...dd	2.55	.46	236	.69	+43.5
Dynasil	DYSL	...	...	6	1.60	.72	6	.94	+5.6
Dynatronic	**DYNT**	...	...	...dd	**3.60**	**1.88**	**72**	**2.04**	-25.3
DynavaxT	DVAX	...	...	...dd	22.80	7.85	584	10.54	+15.2

- E -

Name	Ticker Symbol	Div	Yield	PE	52-week High	52-week Low	Vol 1000s	Last	YTD %Chg
:E-Trade	ETFC	.56	1.2	17	66.46	40.41	2396	46.56	+6.1
eBay s	EBAY	.14p	...	8	44.36	26.01	6874	36.32	+29.4
eBay56 n	EBAYL	1.50	5.7	...	26.99	24.65	76	26.27	+3.1
EDAP TMS	EDAP	...	...	...	4.25	1.35	113	2.83	+53.0
eHealth	EHTH	...	...	...dd	64.81	13.61	248	61.14	+59.1
EMC Inc s	EMCI	.92f	2.9	15	33.32	22.98	22	31.92	+.2
ENDRA n	NDRA	...	...	...	5.75	1.44	49	1.96	+30.7
ENDRA wt	NDRAW	...	...	...				1.30	
ENGlobal	ENG	...	...	...dd	1.47	.52	6	.80	+39.5
ESSA Bcp	ESSA	.40f	2.5	20	16.50	14.16	19	16.13	+3.3
EtfLonCanc	CNCR	...	...	...	32.32	16.87	3	21.78	+15.4
EtfAlpSmC	SMCP	...	...	...q	27.84	19.79		23.13	+11.0
EtfValidea	VALX	...	...	...q	30.43	23.11	1	27.27	+14.1
EVO Pay n	EVOP	...	...	17	30.45	19.00	108	25.58	+3.7
EXFO g	**EXFO**	...	...	...dd	**4.65**	**2.66**	**12**	**3.72**	+31.0
eXp Wrld n	EXPI	...	...	...dd	19.72	6.61	98	10.95	+54.7
EagleBncp	EGBN	.37	...	13	65.42	45.15	184	56.13	+15.2
EagBcMT	EBMT	.37	2.1	19	21.25	14.20	3	17.45	+5.8
EagleBkS rs	EGLE	...	...	...dd	6.14	3.85	240	4.68	+1.5
EaglFnB n	EFBI	.96	6.1	...cc	16.84	14.56	6	15.66	+3.2
EaglePhm	EGRX	...	...	22	85.66	36.03	239	40.53	+.6
EstWstBcp	EWBC	.92	1.7	14	73.98	40.05	726	53.09	+22.0
EasternCo	EML	.44	1.6	17	31.00	21.67	3	26.85	+11.0
EastsDist n	EAST	...	...	...	9.25	4.75	69	5.88	-4.9
EV StkNx s	EVSTC	...	...	...	100.02	99.98		99.98	
EV GlInBu s	EVGBC	...	...	...	100.02	99.98		100.02	
EV 5-15Mu s	EVLMC	...	...	...	100.04	99.96		99.96	
EV DivCrd s	OKDCC	...	...	...	100.10	50.00		99.96	-.1
Ebix Inc s	EBIX	.30	.5	17	89.10	39.27	222	58.01	+36.3
EchoGLog	ECHO	...	...	29	36.75	18.83	249	25.18	+23.9
EchoStar	SATS	...	...	11	60.98	33.59	262	41.82	+13.9
EcologyEn	EEI	.40	3.5	...	14.45	9.27	1	11.41	+.6
EdgeTher h	EDGE	...	...	...dd	17.77	.28	78	.40	+24.6
EdisonNat	EDNT	...	...	...	11.63	4.15	4	5.09	+8.5
EditasM n	EDIT	...	...	...dd	45.02	17.80	620	19.86	-12.7
EdtechX n	EDTX	...	...	...	10.73	9.30	4	9.90	+1.0
EdtechX un	EDTXU	...	...	...	10.50	9.75	80	10.12	+1.3
EducDev s	EDUC	.20	2.5	6	14.35	7.32	7	8.11	-4.9
eGain	EGAN	...	...	...dd	19.05	5.40	366	11.52	+75.3
EidosThr n	EIDX	...	...	...dd	24.75	8.89	51	14.08	+2.3
EigerBio rs	EIGR	...	...	...dd	18.00	8.20	63	13.31	+31.0
1895BcWis n	BCOW	...	...	...	10.50	9.16	1	9.28	-3.3
EksoBio n	EKSO	...	...	...dd	3.30	1.23	430	2.19	+76.6
ElPolLoc h	LOCO	...	...	43	18.47	9.20	620	14.69	-3.2
ElbitSys	ESLT	1.76	1.4	21	149.95	109.81	9	129.47	+13.6
EldorRsts	ERI	...	...	62	50.64	29.85	1252	47.52	+31.2
ElectroSen	ELSE	...	...	26	4.44	3.20	2	3.41	+.3
electCore n	**ECOR**	...	...	...dd	**20.25**	**4.16**	**51**	**7.26**	+16.0
ElecVeh n	**SOLO**	...	...	...	**7.48**	**.90**	**50220**	**4.81**	+351.6
ElectArts	EA	...	...	23	151.26	73.91	10204	105.25	+33.4
EFII lf	EFII	...	...	...	35.62	19.76	247	27.34	+10.2
ElmiraSB	ESBK	.92b	5.1	15	21.00	15.77	1	18.21	+4.4
EloxxPh n	**ELOX**	...	...	...	**24.60**	**9.12**	**57**	**11.93**	-.7
EltekLtd hrs	ELTK	...	...	...	4.74	2.00	6	2.26	+6.8
EmclaireF	EMCF	1.12	3.6	10	38.70	28.67	1	31.27	+3.1
Emcore	EMKR	1.50e	...	...dd	6.30	3.93	105	4.10	-2.4
EmmisC rs	EMMS	...	...	1	5.84	3.13	2	3.73	+16.9
EmpirRst rs	NYNY	...	...	...dd	26.59	6.31	7	11.68	+15.3
EnantaPh	ENTA	...	...	15	127.77	64.09	327	97.00	+36.9
EncoreCap	ECPG	...	...	9	47.80	20.38	183	32.17	+36.9
EncorW	WIRE	.08	.1	15	58.70	40.96	68	54.21	+8.0
Endo Intl	ENDP	...	...	7	18.50	5.27	1159	10.52	+44.1
▼Endologix	**ELGX**	...	...	...dd	**6.72**	**.55**	**1491**	**.54**	-25.0
EndurIntl	EIGI	...	...	...dd	10.95	5.87	605	7.39	+11.1
Energous	**WATT**	...	...	...dd	**23.45**	**4.41**	**1567**	**8.82**	+52.3
EngyFocus	**EFOI**	...	...	...dd	**2.99**	**.49**	**130**	**1.30**	+110.0
EnrgyRec	ERII	...	...	...cc	10.25	6.17	287	7.90	+17.4
Enochian n	ENOB	...	...	...	9.50	5.96	20	7.70	+10.0
Enphase	ENPH	...	...	...dd	7.94	2.32	1088	7.66	+61.9
EnsignGp s	ENSG	.19f	.4	18	51.21	24.71	409	50.42	+30.0
EnstarGp	ESGR	...	...	...dd	223.45	150.32	40	180.10	+7.5
EnstrG pfE	ESGRO	1.75	6.9	...	25.75	21.52	45	25.23	+8.4
EntasisT n	**ETTX**	...	...	...dd	**13.70**	**3.97**	**26**	**6.70**	+64.6
EntegraFn	ENFC	...	...	12	30.70	19.18	10	23.36	+12.6
Entegris	ENTG	.28	.8	22	39.55	23.39	2056	34.21	+22.6
EnteraBi n	ENTX	...	...	...	7.60	2.55	8	4.76	+56.1
EntBcpMA	EBTC	.64f	2.1	16	44.14	26.96	6	31.02	-3.5
EntFinSv	EFSC	.52f	1.2	12	58.15	36.09	74	44.84	+19.2
Epizyme	EPZM	...	...	...dd	21.40	5.14	422	12.47	+102.4
ePlus s	PLUS	...	...	20	107.25	65.52	97	88.34	+24.1
Equillium n	**EQ**	...	...	...	**19.69**	**5.50**	**8**	**6.53**	-20.0
Equinix	**EQIX**	**9.84f**	**2.3**	...cc	**457.99**	**335.29**	**1552**	**420.59**	+19.3
EqtyBcsh n	EQBK	...	...	...	44.30	30.90	35	32.47	-7.9
Ericsson	ERIC	.11e	1.2	...dd	9.45	6.00	5917	9.34	+5.3
▲ErieInd	ERIE	3.60f	2.2	39	163.27	110.15	36	162.27	+21.7
ErytechP n	ERYP	...	...	...	21.62	5.45	0	8.39	+23.9
Escalade	ESCA	.50	4.3	23	15.25	10.50	11	11.55	+.9
Esperion	ESPR	...	...	...dd	82.68	33.06	399	44.50	-3.3
EsqFnHld n	ESQ	...	...	...	29.45	17.62	9	23.65	+9.0
EssaPh gs	EPIX	...	...	...	5.83	1.87	12	3.61	+71.9
EstLab n	ESTA	...	...	...cc	30.71	20.05	17	25.10	-8.5
EstreAm n	**ESTR**	...	...	...	**13.38**	**.92**	**3**	**1.80**	+26.8
EstreAm wt	ESTRW	...	...	...				.71	
Eton Ph n	ETON	...	...	...	6.75	5.70	3	6.53	+6.7
Etsy n	ETSY	...	...	80	60.58	18.39	1571	54.06	+13.6
EuroTech	CLWT	...	...	7	8.45	2.00	3	3.21	+12.6
Euronet	EEFT	...	...	30	134.00	70.67	367	129.37	+26.4
Euroseas h	ESEA	...	...	...	3.87	.53	54	.66	-5.7
EveloBio n	**EVLO**	...	...	...dd	**16.75**	**6.51**	**60**	**9.59**	-26.3
Ever-Glory	EVK	...	...	7	4.50	2.55		3.80	-4.8
EverQuo n	EVER	...	...	...dd	22.09	4.05	55	5.55	+32.8
▲Everbrdg n	EVBG	...	...	...dd	65.46	30.60	314	64.86	+14.3
EvrspnTc n	MRAM	...	...	...dd	11.20	5.30	13	6.21	+10.7
EvineLve h	EVLV	...	...	...	1.74	.37	95	.52	+30.6
EvofemBio	EVFM	...	...	...dd	8.50	1.79	26	3.50	-16.5
Evogene	EVGN	...	...	...dd	4.18	1.98		2.27	+14.6
EvokePhm	EVOK	...	...	...dd	3.40	1.85	30	2.94	+18.5
Evolus n	EOLS	...	...	...dd	39.50	6.75	1426	27.26	+129.1
EvolvgSys	EVOL	.44	33.1	4	5.65	1.11	42	1.33	+12.2
ExOne	XONE	...	...	...dd	11.08	5.73	125	10.86	+64.0
ExactSci h	EXAS	...	...	...dd	90.94	37.36	997	88.12	+39.7
ExelaTch n	**XELA**	...	...	...dd	**7.34**	**3.39**	**60**	**4.06**	+4.4
Exelixis	EXEL	...	...	23	30.24	13.42	5269	22.30	+13.4
ExlSvcHld	EXLS	...	...	59	67.06	44.29	106	62.36	+18.5
Expedia h	EXPE	1.28	1.0	58	139.77	99.07	1253	126.76	+12.5
ExpdIntl	EXPD	.90f	1.2	22	78.16	60.70	1010	73.96	+8.6
▲Exponent s	EXPO	.64f	1.2	33	54.58	35.63	239	54.95	+8.4
ExtendStay	STAY	.88f	5.0	30	22.44	14.77	1786	17.46	+12.6
ExtrOilGs n	XOG	...	...	...cc	17.42	3.14	2458	3.67	-14.5
ExtrmNet	EXTR	...	...	...dd	13.05	4.81	2345	7.68	+25.9
EyePtPh	EYPT	...	...	...dd	3.94	1.02	343	2.72	+43.9
EyegatePh	EYEG	...	...	...	.86	.28	107	.45	-3.2
Eyegate wt	EYEGW	...	...	...				.18	
Eyenovia n	**EYEN**	...	...	...dd	**10.20**	**2.40**	**290**	**5.04**	+76.8
Ezcorp	EZPW	...	...	11	15.10	7.45	547	9.92	+28.3

- F -

Name	Ticker Symbol	Div	Yield	PE	52-week High	52-week Low	Vol 1000s	Last	YTD %Chg
:F5 Netwks	FFIV	...	...	22	199.71	133.89	713	168.74	+4.1
FAT Br n	FAT	.48b	8.0	...cc	9.68	4.50	4	5.98	+27.2
FFBW n	FFBW	...	...	...cc	11.79	9.50	5	10.81	+7.8
FLIR Sys	FLIR	.68f	1.3	31	63.88	40.52	1434	51.48	+18.2
FNCB Bc n	FNCB	.20	2.6	69	12.00	7.14	25	7.58	-10.2
FRP Hldgs	FRPH	...	...	76	67.70	41.51	13	51.34	+11.6
FS Bncp	FSBW	.60f	1.2	11	66.40	41.25	6	51.50	+20.1
FSB Bcp n	FSBC	...	...	...dd	18.50	15.96	0	16.85	-.9
FTD Cos	FTD	...	...	...dd	6.96	1.39	89	2.04	+37.8
FVCBkcp n	FVCB	...	...	60	20.51	15.53	8	17.45	-.9
Facebook	FB	...	...	31	218.62	123.02	12692	163.95	+25.1
FalcMinrl	**FLMN**	**.80**	**10.2**	...cc	**11.70**	**6.71**	**472**	**7.86**	-7.5
FalcMin wt	OSPRW	...	...	...				.79	
FDaves	DAVE	...	...	...dd	9.00	3.60	5	4.91	+7.0
Fanhua	FANH	1.00	3.8	28	38.24	19.39	250	26.37	+20.1
FarmerBrs	FARM	...	...	...	33.95	22.02	57	24.27	+4.0
FarmMer s	FMAO	.60f	2.0	19	49.99	29.61	25	30.35	-21.1
FarmersNB	FMNB	.32	2.2	16	16.90	11.56	36	14.25	+11.9
FaroTech	FARO	...	...	...dd	70.20	37.58	100	46.48	+14.4
Fastenal	FAST	1.72f	2.8	24	63.29	47.37	2046	62.37	+19.3
FateThera	FATE	...	...	...dd	17.98	7.60	330	14.67	+14.3
Fauquier	FBSS	.48	2.2	28	26.90	17.21	2	21.56	+12.4
FedNatHld	FNHC	.32	1.7	16	26.76	14.40	20	18.63	-6.5
FedLfeG n	FLF	...	...	...	14.98	11.02		11.95	+5.8
FenncPhr n	FENC	...	...	...	14.99	5.33	23	7.44	+16.6
Ferrogl n	**GSM**	**.24**	**11.7**	**3**	**17.40**	**1.47**	**2718**	**2.05**	+28.9
Fibrocll rs	**FCSC**	...	...	...	**5.17**	**1.45**	**715**	**2.15**	+43.3
FibroGen	FGEN	...	...	...dd	68.55	37.27	489	56.96	+23.1
FidD&D n	FDBC	1.04	1.8	16	75.00	44.50	4	58.30	-9.2
FidNasdIdx	ONEQ	2.29e	.8	...q	319.34	243.01	27	291.40	+12.1
FidelSo	LION	.48	1.6	19	31.85	21.18	139	30.79	+18.3
FidusInvst	FDUS	1.56a	10.7	9q	15.45	11.48	128	14.61	+25.0
FidsInv23 n	FDUSL	1.47	5.8	...	28.00	24.32	14	25.20	-2.1
▲Fidus24 n	FDUSZ	...	...	...	25.16	24.75	45	25.25	+.9
FiestaRst	FRGI	...	...	82	30.88	13.83	158	14.80	-4.6
FifthThird	FITB	.88f	3.3	9	34.67	22.12	4641	26.52	+12.7
FifthT pf	FITBI	1.66	6.0	...	30.00	24.97	29	27.60	+6.7
51job	JOBS	...	...	...cc	114.63	52.15	111	70.22	+12.5
FinTcAc3 n	FTAC	...	...	...	10.76	9.63	102	9.69	+.5
FinTcAc3 un	FTACU	...	...	...	10.14	9.93		10.14	+1.4
FnclInst	FISI	.96	3.3	15	34.35	24.49	39	28.90	+12.5
Finisar	FNSR	...	...	...dd	23.68	14.25	770	23.00	+6.5
FinjanH	FNJN	...	...	2	5.54	2.06	52	3.25	+29.5
FireEye	FEYE	...	...	...dd	20.61	14.20	5326	17.55	+8.3
FstBcpME	FNLC	1.16	4.3	...	31.61	25.00	9	27.03	+2.8
FtBcpNC	FBNC	.48f	1.3	20	43.14	30.50	102	37.76	+15.6
FstBcMiss	FBMS	.28f	.9	20	43.53	27.84	12	32.52	+7.5
FstBkNJ	FRBA	.12	1.1	15	15.00	10.95	15	11.14	-8.1
FstBusey rs	BUSE	.84f	3.2	13	33.25	23.13	91	26.30	+7.2
FBusnFn s	FBIZ	.60	2.8	16	26.95	18.76	9	21.72	+11.3
▲FrstCap	FCAP	.92	1.7	24	53.68	33.72	1	53.69	+26.4
FtChoBc n	FCBP	.80	3.7	43	33.50	20.81	257	21.75	-3.8
FCtzBA	FCNCA	1.60	.4	21	488.44	355.18	23	423.63	+12.4
FCmtyBsh	FCBC	.84	2.4	19	36.09	26.02	14	34.80	+10.5
FCmtyCp	FCCO	.40	2.0	14	26.25	17.93	11	20.00	+2.9
1stCnstBn	FCCY	.30	1.6	12	27.00	16.45	5	18.31	-8.1
FstDefiF s	FDEF	.76f	2.6	10	35.00	22.78	43	29.33	+19.7
FFnclOH	FFBC	.88f	3.2	15	33.70	22.27	356	27.22	+14.8
FstFnBksh	FFIN	.84	1.3	31	66.83	45.05	319	62.58	+8.5
FstFnIN	THFF	1.02	2.4	11	53.05	37.41	61	43.02	+7.1
FstFnNwst	FFNW	.32	2.0	18	21.82	13.75	14	15.85	+2.5
FstFound s	FFWM	.05p	...	13	20.43	11.79	117	14.53	+13.0
FstGtyBc n	FGBI	.64b	3.1	...	28.49	19.20	3	20.90	-10.0
FsHawaii n	FHB	1.04f	3.9	...	31.28	21.19	1016	26.82	+19.1
FIntntBcp	INBK	.24	1.2	9	39.70	18.78	65	20.65	+1.0
FIntBc26 n	INBKL	1.50	6.0	...	26.73	22.58		25.17	+3.8
FstIntBc A	FIBK	1.24f	3.1	16	47.05	34.61	186	40.31	+10.3
FstMerch	FRME	.88	2.2	13	50.44	32.49	138	39.31	+14.7
FstMidIll	FMBH	.72f	2.1	15	42.46	30.01	15	33.94	+6.3
FMidBc	FMBI	.48f	2.1	16	27.70	18.10	375	22.40	+13.1
FstNwBc n	FNWB	.12	.8	32	17.65	13.56	20	15.86	+6.9
FstSavFin	FSFG	.60	1.2	6	80.01	45.36	2	51.99	+.1
FstSolar	FSLR	...	...	31	81.72	36.51	878	51.02	+20.2
1stSource	SRCE	1.08f	2.3	14	59.33	38.44	51	46.02	+14.1
FTNDXTc	QTEC	.58e	.7	...q	83.42	63.30	61	79.56	+16.9
FtTr AbsRet	FAAR	.84e	...	...	31.50	26.33	6	26.65	+.6
FT RisDv n	SDVY	.11e	.5	...	22.01	16.68	2	20.34	+15.9
FT AsiaPc	FPA	1.01e	3.3	...q	37.41	26.70	1	30.48	+12.0
FT Europe	FEP	.65e	1.9	...q	41.48	29.87	61	33.51	+8.2
FT LatAm	FLN	2.01e	9.6	...q	23.16	17.33	8	21.02	+15.8
FT Brazil	FBZ	1.62e	10.4	...q	17.67	10.42	53	15.54	+17.4
FT China	FCA	.68e	2.5	...q	33.45	23.03	1	26.74	+13.2
FT Japan	FJP	.77e	1.6	...q	60.83	46.35	25	48.97	+1.8
FT SKorea	FKO	.59e	2.5	...q	30.41	21.65		23.34	+3.5
FT DevMkt	FDT	.96e	1.8	...q	64.75	47.40	77	53.22	+8.6
FT EmMkt	FEM	.64e	2.6	...q	30.54	22.22	355	25.04	+9.7
FT Germny	FGM	1.04e	2.6	...q	52.46	36.33	6	40.37	+7.1
FT Canada	FCAN	.29e	1.3	...q	27.34	19.30	8	22.91	+13.8
FT UK	FKU	1.57e	4.4	...q	43.39	30.81	0	35.48	+10.8
FT SwitzId	FSZ	.78e	1.7	...q	54.99	42.15	22	46.32	+5.7
FT HKong	FHK	2.82e	7.7	...q	44.49	32.03		36.57	+9.8
FT IndNif50	FTW	1.47e	3.8	...q	39.68	36.88		39.03	
FT EmMSC	FEMS	1.65e	4.7	...q	46.41	31.42	19	34.88	+8.4
FTDvMkSC	FDTS	.97e	2.7	...q	45.55	31.63	3	36.60	+9.9
FT EurzAlp	FEUZ	.50e	1.4	...q	46.65	32.99	20	36.53	+6.9
FstT BICK	BICK	.34e	1.2	...q	32.24	23.64	12	27.23	+10.0
FtTrInOp n	FCEF	.36	1.7	...	22.51	17.84	7	21.02	+11.3
FtTrMun n	MCEF	...	...	...	18.03	16.96		18.03	+4.6
FtTrOpp n	FIXD	1.52	3.0	...	50.00	48.29	62	49.92	+1.2
FTNsdGrid	GRID	.19e	.4	...q	53.05	37.28	7	44.87	+15.0

Name	Ticker Symbol	Div	Yield	PE	52-week High	52-week Low	Vol 1000s	Last	YTD %Chg
FTMltAInc	MDIV	1.20e	6.5	...q	18.99	16.21	74	18.36	+9.1
FTNsqTDv	TDIV	.86e	2.4	...q	38.86	31.08	92	36.58	+10.3
FTLwDOpp	LMBS	1.41	2.8	...q	51.75	50.78	264	51.21	+.3
FT BuyInc	FTHI	.96	4.4	...q	23.57	19.17	12	21.74	+7.8
FT StratInc	FDIV	2.34	4.8	...	52.20	45.24	6	49.18	+6.3
FT HdgBuy	FTLB	.66	3.1	...q	23.26	18.99	1	21.54	+6.6
FTEnhSht	FTSM	1.11	1.9	...q	60.10	59.78	572	60.00	+.3
FT RisDiv	RDVY	.40e	1.3	...q	31.97	24.74	161	29.85	+12.6
FT SSICv	FCVT	.48a	1.6	...q	31.10	25.43	21	30.08	+9.3
FT DWF5	FV	.18e	.6	...q	31.80	23.32	319	29.37	+16.3
FT SPIntDv	FID	.86e	5.2	...q	18.76	14.93	1	16.43	+3.9
FT AmIndR	AIRR	.08e	.3	...q	28.70	20.44	43	24.72	+14.0
FT AI Rob n	ROBT	.07p	...	...	32.86	24.30	17	30.39	+18.2
FT US Eq	RNDV	.35e	1.6	...	22.82	18.38		21.46	+10.6
FT SmCap	RNSC	.22e	1.0	...	23.70	17.64		21.38	+14.9
FT MdCap	RNMC	.19e	...	...	23.12	17.65	4	21.51	+15.4
FT LgCap	RNLC	.18e	...	...	23.27	17.97	1	21.76	+12.1
FT EM Sl n	RNEM	1.25e	...	...	59.26	52.98		53.93	
FT DevInt	RNDM	.45e	...	...	52.81	44.00	1	48.21	+6.9
FTNsTrn ef	FTXR	.33e	1.4	...	26.17	20.65		24.14	+11.5
FT QualInc	QINC	.60e	2.3	...q	25.89	23.88		25.67	
FTNsSem ef	FTXL	.14e	.4	...	36.21	23.86	95	31.50	+22.3
FsTrNsRt ef	FTXD	.82e	3.7	...	25.09	19.12	1	22.39	+7.5
FTNasPh ef	FTXH	.51e	2.4	...	23.94	17.94	2	21.06	+9.6
FTNsOil ef	FTXN	.37e	2.0	...	26.12	15.36	14	18.84	+14.9
FTNaFood ef	FTXG	.32e	1.7	...	20.58	17.50		19.15	+6.2
FTNsBk ef	FTXO	.40e	1.6	...	32.44	20.82	129	25.70	+15.5
FTDorW n	FVC	.17e	.6	...	29.78	21.71	52	26.46	+13.0
FT DWInt	IFV	.32e	1.7	...q	23.12	16.80	132	19.17	+10.0
FTEMCur	FEMB	2.68e	7.1	...q	45.95	35.44	4	37.99	+2.6
FT MunHI n	FMHI	1.68	3.3	...	51.10	49.18	2	50.65	+1.3
FT RivAsia	RFAP	1.14e	2.2	...	62.47	46.05	3	51.36	+8.0
FT RivDev	RFDI	1.09e	2.0	...	66.19	49.35	33	55.59	+8.5
FT RvfrDyE	RFEM	1.12e	1.8	...	77.37	54.05	10	61.70	+10.2
FT RivEur	RFEU	.95e	1.7	...	70.02	50.33	2	57.28	+8.9
FT CA Mun	FCAL	1.50	3.0	...	53.00	48.91	2	50.44	+.5
FTCapStrn	FTCS	.59e	1.1	...q	55.99	45.02	232	52.60	+8.9
FTN100ExT	QQXT	.14e	.3	...q	53.48	43.00	5	51.86	+13.6
FsTrGrEn	QCLN	.08e	.4	...q	20.96	16.31	14	20.12	+14.2
FTrTUSAlp	TUSA	.24e	.7	...q	36.63	27.63	1	33.26	+13.2
FstTrDrcy ef	DWPP	.27e	.9	...	30.85	24.29	5	29.22	+13.0
FTCloudC	SKYY	.13e	.2	...q	57.07	45.36	209	55.67	+14.9
FTNdqAuto	CARZ	.88e	2.6	...q	43.34	30.33	0	33.37	+6.5
FT EurE n	FPXE	...	...	...	19.49	16.44		18.22	+9.9
FT GblAg rs	FTAG	.38e	1.6	...q	28.36	21.29		23.43	+5.4
FT GblNRs	FTRI	.45e	3.7	...q	13.25	10.60	1	12.07	+10.5
FT Cybersc	CIBR	.03e	.1	...q	28.92	21.84	317	27.62	+17.9
FTIntlIPO	FPXI	.28e	.8	...q	38.35	29.52	1	33.79	+11.5
FTSenLoan	FTSL	1.83	3.9	...q	48.34	45.32	114	47.28	+3.9
FTTactHY	HYLS	2.64	5.6	...q	48.50	44.43	130	47.32	+5.5
FT GlbCmd	FTGC	.26e	...	...q	21.88	17.75	22	18.65	+4.0
FT MgdMu	FMB	1.35	2.5	...q	53.15	51.51	115	53.07	+.9
FTNDXEq	QQEW	.27e	.4	...q	64.33	51.19	134	62.76	+14.9
FT NsdABA	QABA	.75e	1.5	...q	58.63	40.81	32	49.09	+14.0
FTSmartph	FONE	.86e	1.8	...q	55.89	41.69	0	47.25	+10.6
FstUSBcsh	FUSB	.08	.8	30	11.89	7.60	17	9.81	+23.4
FstUtdCp	FUNC	.36	2.1	9	24.32	14.75	4	17.15	+7.7
First LI s	FLIC	.68	3.1	6	29.65	17.53	87	21.97	+11.1
FsthdTech	SVVC	.03e	...	...q	17.74	9.07	27	13.89	+24.0
FstSvc n	FSV	.60f	.7	47	90.21	64.87	28	87.84	+28.3
Fiserv s	FISV	...	...	36	86.29	68.24	3541	84.35	+14.8
FiveBelow	FIVE	...	...	...cc	136.13	62.01	674	130.07	+27.1
FivePrime	FPRX	...	...	...dd	22.75	7.84	289	11.50	+23.7
FiveStar h	FVE	...	...	...dd	1.60	.31	14	.91	+89.6
Five9	FIVN	...	...	...dd	54.58	24.49	702	53.05	+21.3
Flex Ltd	FLEX	...	...	10	19.09	6.74	3943	10.23	+34.4
FlexPhm n	**FLKS**	...	...	...dd	**8.98**	**.26**	**1412**	**.36**	+8.5
FlxGlbImp	ESGG	...	...	...	100.16	79.67	7	92.47	+8.4
FlxRAstAlo	ASET	...	...	...	28.47	24.89	6	27.73	+9.5
FlxUSQLgC	QLC	...	...	...q	36.38	28.33	5	33.31	+10.6
FlxUSLgCp	LKOR	.41e	...	...q	52.40	47.12	0	50.24	+3.4
FlxUSCpBd	SKOR	1.24	2.5	...	49.95	48.38	2	49.74	+1.8
FlxDisDur	MBSD	.62e	2.7	...q	23.63	22.62	7	23.07	+.8
FlexSh h	FPAY	...	...	...	4.80	.66	42	.80	+5.0
FlexionTh	FLXN	...	...	...	29.10	10.98	317	14.18	+25.3
Flexstl	FLXS	.88	3.8	...	41.26	21.47	19	23.32	+5.6
Fluent Inc	FLNT	...	...	...	4.93	1.95	233	4.27	+18.6
▲Fluidigm	**FLDM**	...	...	...dd	**10.16**	**4.65**	**729**	**10.29**	+19.4
FlushFn	FFIC	.80	3.5	14	28.79	20.27	38	22.66	+5.2
Foamix	FOMX	...	...	...	7.60	3.21	263	3.54	-1.4
FocFin A n	FOCS	...	...	...dd	49.52	22.61	87	29.53	+12.2
Fonar	FONR	...	...	10	30.10	19.63	22	23.15	+14.4
ForeScTc n	FSCT	...	...	...dd	40.96	22.01	564	38.05	+46.4
ForshtAut n	FRSX	...	...	...	4.47	1.47	9	1.80	+8.6
FormFac	FORM	...	...	10	16.83	11.10	363	15.85	+12.5
FormulaSy	FORTY	.68e	1.7	...	43.90	32.55		39.30	+10.3
ForrestR	FORR	.80	1.7	61	50.00	36.19	95	47.24	+5.7
Forterra n	FRTA	...	...	9	10.47	3.25	108	5.29	+40.7
Fortinet	FTNT	...	...	48	94.37	46.30	1144	83.19	+18.1
FortressBio	FBIO	...	...	...dd	5.54	.49	578	2.17	+152.3
FortB pfA	FBIOP	2.34	11.8	...	23.96	11.90	1	19.75	+37.3
FortySev n	FTSV	...	...	...dd	23.83	12.02	102	15.42	-1.9
ForMrll un	FMCIU	...	...	...	10.28	9.95		10.28	+1.6
ForwrdA	FWRD	.72	1.1	22	72.81	51.00	220	65.36	+19.2
Forward	FORD	...	...	28	2.74	1.20	39	1.67	+28.5
ForwdPh	FWP	23.12e	...	...	4.45	.71	8	1.44	+84.6
Fossil Grp	FOSL	...	...	...dd	32.17	7.97	12273	15.25	-3.1
Foster	FSTR	.16	.9	...dd	30.30	13.91	25	17.87	+12.4
FoxFactory	FOXF	...	...	38	76.77	33.20	230	59.86	+1.7
Francesca	FRAN	...	...	...dd	8.48	.64	351	.91	-6.1
FrankElec	FELE	.58f	1.2	28	51.45	38.45	177	48.96	+14.2
FredsInc	FRED	.24	8.3	...dd	3.58	1.30	222	2.90	+53.4
FrghtCar lf	RAIL	.36	4.5	9	20.14	6.49	41	7.96	+19.0
FreqElec	FEIM	...	...	...dd	13.52	7.30	1	11.48	+8.3
Freshpet	FRPT	...	...	...dd	40.58	15.67	263	38.58	+20.0
frntdoor	FTDR	...	...	49	49.92	20.66	443	28.33	+6.5
Fronteo	FTEO	...	...	...	23.31	12.01	1	14.00	+16.6
Frontr rs	FTR	2.40	101.3	...	11.64	1.81	2548	2.37	-.4
FuelTech	FTEK	...	...	...dd	1.83	.96	55	1.24	+4.2
FuelCell rs	**FCEL**	...	...	...dd	**2.11**	**.43**	**2184**	**.55**	-.9
FulgentG n	**FLGT**	...	...	...	**5.56**	**3.02**	**1**	**4.40**	+38.8
FulingGbl n	FORK	...	...	...	4.90	2.35	8	2.91	-24.4
FullHseR	FLL	...	...	...dd	3.65	1.96	14	2.25	+11.4
FultonFncl	FULT	.48a	2.9	14	19.55	14.38	1193	16.41	+6.0
Funko n	FNKO	...	...	69	31.12	6.91	298	18.64	+41.7
FusionCon	FSNN	...	...	...dd	3.66	2.57		3.30	
FutFintch lf	FTFT	...	...	...	4.20	.49	40	.76	+26.0
FuweiF rs	FFHL	...	...	...dd	4.65	1.70	23	2.06	-3.7

- G -

Name	Ticker Symbol	Div	Yield	PE	52-week High	52-week Low	Vol 1000s	Last	YTD %Chg
:GWilliFood	WILC	...	...	26	8.25	6.50	1	8.21	+17.5
G1Thera n	GTHX	...	...	...	69.57	15.21	135	20.96	+9.5
GCI Lb A n	GLIBA	...	...	...dd	55.47	38.72	769	51.69	+25.6
GCI Lb pfA	GLIBP	.88e	...	...	27.99	18.40	22	24.46	+1.0
GDS Hld n	GDS	.46p	...	...	46.18	18.59	451	28.31	+22.6
GSE Sy	GVP	...	...	12	3.85	2.00	4	2.84	+35.2
GSI Tech	GSIT	...	...	...dd	9.00	4.62	19	7.96	+54.9
GSV Cap	GSVC	...	...	4	9.39	4.99	70	5.57	+6.7
GTY TchHl	GTYH	...	...	...cc	12.24	9.39	851	10.15	+1.0
GTY Tc un	GTYHU	...	...	...	11.00	10.10	3	10.30	+2.0
GTY Tch wt	GTYHW	...	...	...				1.29	
G-III s	GIII	...	...	17	51.20	25.43	551	35.14	+26.0
GTx Inc rs	GTXI	...	...	...dd	25.60	.74	89	.96	+23.1
GW Pharm	GWPH	...	...	...dd	179.65	90.14	355	151.29	+55.3
GWG Hldgs	**GWGH**	**4.30e**	...	...dd	**13.10**	**4.80**	**72**	**10.69**	+21.1
GabMedM n	MOGLC	...	...	...	100.04	99.96		99.96	-.1
GabFood n	FOANC	...	...	...	100.04	99.96		100.04	+.1
Gab RBI n	GRBIC	...	...	...					
Gaiam A	GAIA	...	...	...dd	22.75	9.36	65	11.33	+9.4
Galapag n	GLPG	...	...	...	122.28	85.00	41	103.05	+12.3
GalectinTh	**GALT**	...	...	...	**9.49**	**3.10**	**524**	**4.97**	+44.9
GalmedPh	GLMD	...	...	11	27.06	3.61	71	7.47	+9.4
Gamida n	**GMDA**	...	...	...	**15.41**	**7.99**	**29**	**12.56**	+26.4
Gam&Lsr n	GLPI	2.72f	7.3	20	38.28	31.19	785	37.51	+16.1
GamngPtrs	GPIC	.12e	...	...	13.44	7.69	17	12.94	-.5
Garmin	GRMN	2.12	3.0	22	71.80	57.01	444	71.39	+12.7
GarrisnCap	GARS	1.12	14.9	9	8.95	6.03	32	7.50	+16.6
Gemphire n	GEMP	...	...	...	11.43	.57	30	1.11	+37.0
Gencor s	GENC	...	...	10	17.45	10.50	16	14.22	+29.6
GenFin	GFN	...	...	...dd	16.15	6.80	27	9.85	-2.6
GenFin pfC	GFNCP	8.90	8.9	...	105.85	96.00	1	100.50	+1.0
GenFin 21	GFNSL	2.03	8.0	...	26.16	23.20	3	25.30	+1.3
GeneticT rs	GENE	...	...	...	2.04	.51	18	.85	+55.4
GeniusBr n	**GNUS**	...	...	...	**3.44**	**1.89**	**39**	**2.20**	+2.3
GenMark	GNMK	...	...	...dd	8.81	3.58	610	6.07	+24.9
GenoceaB	**GNCA**	...	...	...dd	**1.25**	**.28**	**646**	**.50**	+74.2
Genomic	GHDX	...	...	...cc	92.18	30.04	397	81.52	+26.6
Genprex n	**GNPX**	...	...	...dd	**19.45**	**.95**	**23**	**1.54**	+40.0
Gentex	GNTX	.44	2.2	7	25.41	17.80	2507	19.77	-2.2
Gentherm	THRM	...	...	48	50.30	30.25	127	42.31	+5.8
GeospcT hs	GEOS	...	...	...dd	15.93	9.18	72	15.18	+47.2
GerABcp s	GABC	.68f	2.2	16	38.20	26.20	38	30.39	+9.4
GeronCp	GERN	...	...	...dd	6.99	.96	4446	1.42	+42.0
Gevo rs	GEVO	...	...	...	24.74	1.79	225	2.41	+23.0
Gibraltar	ROCK	...	...	19	49.10	30.06	374	37.93	+6.6
GigaMda rs	GIGM	...	...	...dd	3.35	2.36	2	2.88	-4.0
GilatSatell	GILT	...	...	62	10.74	7.48	11	8.72	-4.8
GileadSci	GILD	2.52f	3.8	10	82.72	60.32	5716	66.37	+6.1
GlacierBc	GBCI	1.04a	2.4	22	47.67	35.77	303	42.59	+7.5
GladstnCap	GLAD	.84	9.2	9	9.87	6.41	145	9.13	+25.1
Gladst24 pf	GLADN	1.50	5.9	...	26.12	22.88	1	25.26	+2.3
▲GladstnCm	GOOD	1.50	7.2	...dd	20.49	16.78	228	20.70	+15.5
GladCm pfA	GOODP	1.94	7.4	...	27.25	24.60	0	26.12	+4.7
Gladstn pfB	GOODO	1.88	7.1	...	28.99	24.02	1	26.50	+4.2
GladCm pfD	GOODM	1.75	6.9	...	25.68	23.03	5	25.32	+8.8
GladstInv	GAIN	.82a	6.8	16	12.26	8.70	112	11.97	+28.4
GldsInv pf D	GAINM	1.56	6.1	...	28.09	24.36	1	25.49	+2.0
GladstIn pfE	GAINL	1.59	6.2	...	25.63	23.25	2	25.47	+6.8
GladstLnd	LAND	.53	4.3	32	13.85	11.12	139	12.34	+7.5
GladLnd pfA	LANDP	1.59	6.2	...	27.95	25.00	1	25.64	+.7
GlenBurnie	GLBZ	.40	3.5	15	13.55	10.00	1	11.50	+10.3
GblBldT n	GBT	...	...	...dd	68.05	30.15	460	50.54	+23.1
GblEagEnt	ENT	...	...	...dd	3.16	.87	185	2.65	+18.8
GlbIndem	GBLI	1.00	2.6	17	42.24	31.25	19	38.17	+5.4
GlbIndm 45	GBLIZ	1.94	7.7	...	26.00	22.20	4	25.10	+5.1
GlbIndem 47	GBLIL	1.97	7.7	...	26.10	23.07	5	25.44	+6.2
GlSlfStor n	SELF	.26	6.6	...	4.60	3.77	4	3.94	+.5
GlWatRs n	GWRS	.29	3.1	...	11.61	8.47	15	9.17	-9.6
GbXSpdvRE	SRET	1.24	8.4	...q	15.99	13.22	151	14.85	+9.4
GblXSocM	SOCL	...	...	...q	39.03	26.28	14	31.14	+13.0
GbXChiCm	CHIC	.07e	.3	...q	33.30	20.91	8	25.62	+6.8
GbX Ecm n	EBIZ	...	...	...	16.77	13.89	12	16.36	+17.8
GbX Auto n	DRIV	...	...	...	15.78	11.34	1	13.07	+12.1
GblX SupDv	EFAS	...	...	...	18.45	14.52	0	15.92	+5.5
GblXYldco	YLCO	.51	4.1	...q	12.75	11.06	3	12.45	+10.9
GblX Rob n	BOTZ	...	...	...	25.35	16.01	612	19.31	+15.4
GlbXCon ef	KRMA	...	...	...	21.53	17.55	8	20.52	+11.9
GblXMilTh	MILN	...	...	...	23.96	18.56	4	22.75	+15.7
GbX Longv	LNGR	...	...	...	22.79	18.03	1	21.30	+12.3
GlX Intrn n	SNSR	...	...	...	21.41	15.39	50	18.63	+15.4
GbX HlthW	BFIT	...	...	...	19.91	16.56	1	19.18	+9.0
GblXSupdiv	ALTY	1.25	8.5	...q	15.69	12.89	14	14.67	+10.4
GlX Fintc n	FINX	...	...	...	29.32	20.66	99	25.97	+17.6
GlXCatholc	CATH	...	...	...	36.54	29.28	12	33.69	+10.8
GluMobile	GLUU	...	...	...dd	10.41	3.20	1751	9.53	+18.1
GlycoMim	GLYC	...	...	...dd	26.05	8.29	183	11.45	+20.9
Gogo	GOGO	...	...	...dd	10.84	2.64	2031	3.76	+25.8
GolLNGLtd	GLNG	.50f	2.2	...	35.54	20.49	652	22.56	+3.7
GolLNGPt	GMLP	1.62	11.8	...	21.58	10.23	306	13.75	+27.3
GolrLNG pf	GMLPP	2.19	8.9	...	26.16	21.26	17	24.52	+3.2
▲GoldBull n	**DNJR**	...	...	...	**9.75**	**3.35**	**27**	**10.92**	+68.0
GoldenEnt	GDEN	...	...	31	34.45	13.25	93	17.77	+10.9
GoldenOc rs	GOGL	.60f	11.1	9	10.05	4.96	104	5.39	-12.5
GolubCap	GBDC	1.28a	7.1	13	19.89	16.21	165	18.13	+9.9
GoodTimes	GTIM	...	...	...dd	5.25	2.25	5	2.62	+4.8
Goodyear	GT	.64	3.5	6	30.73	17.88	3722	18.46	-9.6
GoosehIn n	**GSHD**	...	...	...dd	**38.18**	**10.78**	**205**	**31.20**	+18.7
GoPro	GPRO	...	...	...dd	7.60	4.00	4781	5.79	+36.6
GordPoin n	GRAQ	...	...	...	10.18	9.70		10.18	+1.8
GordPnt wt	GPAQW	...	...	...					
GordPoi un	GPAQU	...	...	...	10.55	9.97		10.47	+.9
Gores III un	GRSHU	...	...	...	10.65	9.94	1	10.45	+4.0
GoresM un	GMHIU	...	...	...	10.18	10.06	1	10.15	+.3
Gossamr n	**GOSS**	...	...	...	**19.75**	**16.00**	**1552**	**18.75**	+4.5
GovPrpIT rs	GOV	...	...	11	68.84	26.16		27.48	
GovPrpIT46	GOVNI	1.47	5.9	...	25.70	20.87	30	24.80	+12.1
GrCanyEd	LOPE	...	...	21	130.10	87.94	260	94.76	-1.4
Gravity s	GRVY	...	...	43	54.49	15.44	102	50.00	+19.2
GrElCp hn	GECC	1.24	14.9	...	10.07	7.47	55	8.30	+5.7
GrElm22 n	GECCL	1.63	6.5	...	26.97	23.03		25.15	+2.0
GrElm25 n	GECCM	1.69	6.7	...	25.58	23.50	0	25.05	+3.2
GrElm hn	GEC	...	...	...	4.05	2.88	12	3.36	-.6
GrLkDrge	GLDD	...	...	...dd	7.94	4.25	256	7.27	+9.8
GrtSoBc	GSBC	1.28a	2.4	15	61.65	43.30	49	53.95	+17.2
GreenBrick	GRBK	...	...	11	12.50	6.65	78	8.88	+22.7

Name	Ticker Symbol	Div	Yield	PE	52-week High	52-week Low	Vol 1000s	Last	YTD %Chg
GreenPlns	GPRE	.48	3.2	...dd	21.90	12.00	843	15.18	+15.8
GrnP LP n	GPP	1.90	12.4	8	18.30	13.30	32	15.35	+13.1
Greensky n	GSKY	...	...	36	27.02	8.30	902	10.47	+9.4
GrCB NY s	GCBC	.40	1.3	21	38.00	28.85	2	31.63	+1.6
GreenlAc rt	GLACR	...	...	...	.69	.25		.39	-13.5
GreenlAc un	GLACU	...	...	...	11.17	10.00		10.65	+3.8
GreenlAc n	GLAC	...	...	...	10.13	9.63		10.04	+1.4
Greenlight	GLRE	...	...	...dd	18.25	8.36	149	11.25	+30.5
Greenpro n	GRNQ	...	...	...	22.70	2.20	2	4.00	-14.9
GrdsmHld n	**GSUM**	...	...	...	**11.25**	**1.29**	**4556**	**3.88**	+74.0
Griffin	GRIF	.45f	1.4	...	46.50	27.98	1	32.76	+2.7
GrifolsSA s	GRFS	.46e	2.4	...	24.97	17.42	809	19.03	+3.6
GrinrdSh n	GRIN	...	...	...	20.50	5.32		6.20	-.6
▼GritstOnc n	**GRTS**	...	...	...	**32.90**	**11.22**	**191**	**11.26**	-27.1
Groupon	GRPN	...	...	...	5.52	2.80	8609	3.58	+11.9
GpAeroCN	OMAB	1.71e	3.8	16	58.10	33.39	132	45.04	+18.5
GrpoFin	GGAL	.36e	1.0	...	68.86	18.30	593	35.42	+28.5
GuarBcs n	GNTY	.68f	2.3	18	37.36	28.24	6	29.45	-1.2
GuarFBc	GFED	.52f	2.2	14	27.39	20.11	8	23.63	+8.2
GuardntH n	**GH**	...	...	...	**49.55**	**27.04**	**1217**	**48.87**	+30.0
GulfIsland	GIFI	.04	.4	...dd	13.00	6.85	46	9.56	+32.4
GulfRes	GURE	...	...	...dd	1.62	.65	43	1.15	+47.4
GulfportE	GPOR	...	...	3	13.41	6.18	2515	7.71	+17.7
Gyrodyne n	**GYRO**	**2.50e**	...	...	**21.16**	**16.76**	**2**	**19.48**	+12.6

- H -

Name	Ticker Symbol	Div	Yield	PE	52-week High	52-week Low	Vol 1000s	Last	YTD %Chg
:H&E Eqp	HEES	1.10	4.0	9	44.24	18.12	139	27.70	+35.7
HD Supply	HDS	...	...	27	46.29	34.75	2158	43.47	+15.9
HF Foods n	HFFG	...	...	...cc	15.70	9.80	2	13.21	-.7
HL Acqui n	HCCH	...	...	...dd	10.47	9.50		9.90	+.5
HL Acq un	HCCHU	...	...	...	10.43	10.05		10.41	+.6
HL Acq rt	HCCHR	...	...	...	.86	.25		.28	-62.9
HMN Fn	HMNF	...	...	19	21.90	18.05	2	19.65	+.2
HMS Hldgs	HMSY	...	...	78	38.15	14.88	441	31.27	+11.2
HTG Mol h	HTGM	...	...	...dd	5.83	2.03	140	2.30	-9.4
HV Bcp n	HVBC	.50e	...	...	17.50	13.75	0	15.18	+1.3
HabitRest	HABT	...	...	94	18.30	8.20	204	11.23	+7.0
HackettGp	HCKT	.34	1.8	18	22.84	15.24	92	19.06	+19.1
▼Hailiang n	HLG	...	...	...	88.92	33.34	16	32.80	-34.4
HainCels lf	HAIN	...	...	...	36.15	14.45	1975	17.45	+10.0
HalladorE	HNRG	.16	3.0	6	7.98	4.75	41	5.38	+6.1
HallmkFn	HALL	...	...	39	11.58	8.62	15	10.05	-6.0
Halozyme	HALO	...	...	53	21.48	13.24	317	16.54	+13.1
HamiltnBc	HBK	...	...	...dd	16.24	13.50	2	14.98	+7.8
HamilLa n	HLNE	.85	2.0	24	54.59	31.81	76	42.99	+16.2
HancJaf n	HJLI	...	...	...dd	5.64	1.33	62	1.58	+7.1
HancWhit	HWC	1.08	2.6	11	56.40	32.59	344	41.17	+18.8
HancWht 45	HWCPL	1.49	5.8	...	26.43	22.58	11	25.50	+5.5
HanmiFin	HAFC	.96	4.3	12	32.35	17.56	167	22.44	+13.9
HarbrOne n	HONE	...	...	50	20.01	14.90	22	15.62	-1.7
Harmonic	HLIT	...	...	...dd	6.32	2.90	508	5.40	+14.4
HarpoonT n	HARP	...	...	...	15.15	13.25	136	14.30	+5.9
HarrowHl	HROW	...	...	...dd	6.75	1.55	77	6.14	+7.9
HartGImp n	HFGIC	...	...	...	100.10	99.90		100.10	+.2
HrvrdBio	HBIO	...	...	74	6.70	2.75	118	3.72	+17.0
HarvCapCr	HCAP	1.14a	10.3	8	11.65	9.31	5	11.10	+10.5
HarvCr22 n	HCAPZ	1.53	6.0	...	27.50	24.25	5	25.36	+1.2
Hasbro	HAS	2.72f	3.0	52	109.60	76.84	863	89.75	+10.5
HawHold	HA	.48	1.5	5	44.25	24.81	851	31.28	+18.4
Hawkins	HWKN	.46f	1.1	20	44.03	30.55	37	40.29	-1.6
HawthornB	HWBK	.40	1.7	16	24.88	19.23	9	23.30	+10.8
▲HaymkAc n	HYAC	...	...	...	10.45	9.50	1155	10.52	+5.1
HaymkA wt	HYACW	...	...	...				.77	
HaymkA un	HYACU	...	...	...	11.00	9.88		10.85	+2.8
HaynesIntl	HAYN	.88	2.7	...dd	45.14	24.46	43	33.19	+25.7
HlthCSvc	HCSG	.79f	2.0	...	49.78	35.04	614	39.60	-1.4
HlthInsInn	HIIQ	...	...	30	63.13	21.25	407	40.01	+49.7
HealthEqty	HQY	...	...	71	101.58	47.33	1043	75.78	+27.0
HlthStrm	HSTM	1.00e	...	63	31.86	21.99	72	26.32	+9.0
HrtIndEx	HTLD	.08	.4	23	22.05	17.00	255	21.13	+15.5
HeartFn	HTLF	.64f	1.4	15	61.95	41.88	79	47.33	+7.7
HeatBio rs	HTBX	...	...	...	4.30	.95	252	1.42	+44.9
HebronTc n	HEBT	...	...	...dd	2.65	.50	0	.83	-2.0
HeidrkStr	HSII	.52	1.6	...dd	45.29	20.95	119	33.22	+6.5
HelenTroy	HELE	...	...	15	145.47	81.10	271	114.36	-12.8
Helius Med n	HSDT	...	...	...dd	13.20	6.72	57	7.30	-20.3
HemisMda	HMTV	...	...	...	14.25	10.70	32	13.63	+12.3
HennesAd s	HNNA	.44	4.0	6	20.00	9.69	36	10.98	+9.7
HSchein s	HSIC	...	...	24	71.61	49.04	1671	62.37	+1.3
HrtgeCo	HTBK	.48f	3.5	16	18.10	10.84	125	13.67	+20.5
HrtgeFn	HFWA	.72f	2.3	22	37.40	27.98	114	31.75	+6.8
HeritCryst	HCCI	...	...	37	28.71	18.00	34	25.38	+10.3
HernTher h	HRTX	...	...	...dd	42.90	20.05	794	26.20	+1.0
HerzfldCrb	CUBA	.31e	...	...q	7.38	4.79	7	5.67	+15.7
HeskaCorp	HSKA	...	...	81	114.50	57.15	59	97.67	+13.4
Hexindai n	HX	.40p	...	...	13.52	1.87	178	2.93	+17.2
Hibbett	HIBB	...	...	11	29.60	13.08	203	17.66	+23.5
HighSenLn	SNLN	.79	4.5	...q	18.38	16.62	88	17.58	+2.3
HighpwrInt	HPJ	...	...	2	4.33	2.07	4	2.95	+35.9
HghwyH	HIHO	.35e	12.0	...	6.55	2.27	5	2.92	+14.1
HimaxTch	HIMX	.10e	2.6	6	8.88	3.03	1335	3.91	+14.0
HingmSv	HIFS	1.48f	.8	16	229.99	180.17	1	183.20	-7.4
Histogen h	HSGX	...	...	...dd	3.35	.08	4201	.13	+50.0
Hollysys	HOLI	.18e	.9	9	28.35	16.00	175	20.33	+16.1
▲Hologic	HOLX	...	...	...dd	45.45	35.10	1408	45.23	+10.0
HomeBLA	HBCP	.80f	2.3	12	48.47	32.59	13	35.16	-.7
HomeBcs s	HOMB	.48	2.5	11	25.23	15.35	941	19.28	+18.0
HmFdB LA	HFBL	.56	1.8	19	37.30	25.64	0	30.55	+3.7
HomeStreet	HMST	...	...	27	31.55	20.50	212	26.91	+26.8
HometBk n	HMTA	.16	1.1	...	16.50	11.26	3	14.02	+18.4
HomeTrBc	HTBI	.24	.9	19	30.00	24.00	46	27.05	+3.3
HomolMd n	FIXX	...	...	...dd	26.50	15.07	91	23.44	+4.8
HookerFu	HOFT	.60f	2.0	11	49.85	24.85	40	30.20	+14.7
HopeBcp	HOPE	.56	3.9	13	19.48	11.37	982	14.40	+21.4
▲HopFedBc	HFBC	.28	1.4	24	19.85	13.03	19	19.72	+48.4
HorizBcp s	HBNC	.40	2.4	7	22.13	14.79	50	16.74	+6.1
HorizPhm	HZNP	...	...	...dd	24.03	12.55	914	22.93	+17.3
▲HorizTFn	HRZN	1.20	9.6	12q	12.44	9.92	94	12.48	+10.9
Hor OEXcc	QYLD	2.26e	10.9	...q	25.50	20.37		20.68	
HorzDAX	DAX	.60m	2.5	...	31.62	23.98		24.00	
HospPT	HPT	2.12	7.8	11	29.43	22.47	956	27.17	+13.8
HostessBr n	TWNK	...	...	22	14.98	9.87	604	11.90	+8.8
Hostess wt	TWNKW	...	...	...				2.23	
HothThr n	HOTH	...	...	...					
HoughMH	HMHC	...	...	...dd	10.64	5.10	383	9.86	+11.3
HoustWC	HWCC	.12m	1.9	...	9.32	4.76	38	6.18	+22.1
HovnEn pf A	HOVNP	...	...	...	8.01	1.65		2.25	-10.0
HowardBcp	HBMD	...	...	94	20.15	12.60	13	14.03	-1.9
HuazhuGr	HTHT	.34e	1.0	27	49.60	24.90	632	32.94	+15.1
HubGroup	HUBG	...	...	29	56.60	34.02	276	45.39	+22.4
HudsonGbl	HSON	.20	14.3	...dd	2.24	1.22	11	1.40	+3.7
HudsonTc	**HDSN**	...	...	**8**	**6.38**	**.70**	**123**	**1.18**	+32.6
HuntJB	JBHT	1.04f	.9	24	131.74	88.38	998	112.11	+20.5
HuntMar un	HUNTU	...	...	...	10.94	9.93		10.40	+3.2
HunterMar	HUNT	...	...	...	10.90	9.14	2	10.30	+3.7
HuntMar wt	HUNTW	...	...	...				.37	
HuntBncsh	HBAN	.56	4.1	13	16.60	11.12	8518	13.69	+14.8
HuntBcs pf	HBANO	1.56	6.0	...	27.60	24.25	22	25.87	+4.2
HuntB pfC	HBANN	1.47	5.7	...	26.20	24.14	4	25.88	+4.7
Str 7handl n	HNDL	...	...	...	25.98	21.64	0	23.04	+3.7
Hurco	HURC	.44	1.1	13	50.50	31.96	11	40.32	+12.9
HuronCon	HURN	...	...	...dd	57.00	32.05	87	53.76	+4.8
HutChMd n	HCM	...	...	...	39.68	20.83	176	25.05	+8.5
HuttigBld	**HBP**	...	...	...dd	**6.50**	**1.57**	**32**	**3.30**	+83.3
Hydrognc	HYGS	...	...	...dd	9.75	3.80	43	7.67	+53.4
HyreCar n	**HYRE**	...	...	...dd	**6.50**	**1.54**	**303**	**4.26**	+78.2

- I -

Name	Ticker Symbol	Div	Yield	PE	52-week High	52-week Low	Vol 1000s	Last	YTD %Chg
:i3 Vert n	**IIIV**	...	...	...	**27.09**	**13.79**	**412**	**23.68**	-1.7
IAC Inter	IAC	1.36	.6	48	223.98	128.80	617	220.39	+20.4
IBEX Hl n	IBEX	...	...	...					
ICAD	ICAD	...	...	...dd	6.10	2.43	133	5.27	+42.4
ICC Hld n	ICCH	...	...	95	16.77	13.01	2	13.31	-2.5
ICF Intl	ICFI	.56	.8	22	82.25	53.15	187	72.96	+12.6
ICU Med	ICUI	...	...	...cc	321.70	210.94	105	249.84	+8.8
IClickInt n	**ICLK**	...	...	...dd	**8.70**	**2.72**	**73**	**5.80**	+72.1
ID Syst	IDSY	...	...	...dd	8.05	5.01	32	6.42	+14.8
IdexxLab s	IDXX	...	...	52	256.22	172.37	606	206.94	+11.2
IES Hldgs	IESC	...	...	...cc	20.25	14.61	9	18.45	+18.6
IF Bancp	IROQ	.25	1.2	22	25.04	18.70	0	20.50	+1.9
IFresh n	**IFMK**	...	...	...dd	**13.80**	**.80**	**548**	**1.41**	+61.9
IHS Mark	INFO	...	...	31	55.99	44.35	1122	52.99	+10.5
II-VI	IIVI	...	...	24	50.75	29.31	678	37.89	+16.7
▲IMAC Hl n	IMAC	...	...	...	3.90	3.39	63	3.76	+2.2
IMV Inc n	IMV	...	...	...	7.21	4.50	11	4.98	-3.7
INTLFCStn	INTL	...	...	13	57.00	35.07	105	39.51	+8.0
▼INmune n	INMB	...	...	...	9.00	7.02	14	7.35	-8.0
IPG Photon	IPGP	...	...	25	261.77	104.64	903	149.56	+32.0
iPicEnt n	IPIC	...	...	...dd	14.00	2.02	38	5.32	+69.5
IQ US Lg n	CLRG	.44e	1.8	...	27.36	20.19	45	23.90	+12.0
IQIYI n	IQ	...	...	...	46.23	14.35	7131	22.00	+47.9
IRSA Prop	IRCP	.47e	2.0	...	53.06	16.82	1	23.05	+27.8
IRhythm n	IRTC	...	...	...dd	98.37	55.18	459	90.51	+30.3
iRobot	IRBT	...	...	37	118.75	56.61	913	115.28	+37.7
iShEMAsia	EEMA	1.23e	1.9	...q	77.89	58.13	286	65.48	+7.6
iShTurkey	TUR	1.10e	4.0	...q	45.57	18.88	490	27.84	+13.3
iShIntTBd s	IGOV	...	...	...q	52.22	47.02	89	48.43	-.1
iShNewZea	ENZL	2.01e	4.1	...q	51.06	43.66	60	49.36	+7.3
iSh1-3yITB	ISHG	.20e	.3	...q	87.67	78.83	1	78.95	-1.0
iShSelDiv	DVY	3.03e	3.1	...q	102.54	84.62	1133	96.38	+7.9
iShGTimb	WOOD	.94e	1.5	...q	83.88	55.06	8	63.72	+11.5
iShEurFn	EUFN	.74e	4.2	...q	24.61	16.25	474	17.73	+4.6
iShAsiaexJ	AAXJ	1.30e	1.9	...q	80.25	60.48	754	68.59	+8.0
iShEMInfr	EMIF	.93e	3.1	...q	33.55	26.58	2	29.71	+7.3
iShGClnEn	ICLN	.33e	3.4	...q	10.08	7.87	85	9.64	+16.7
iShACWX	ACWX	1.00e	2.2	...q	51.51	40.51	4587	44.94	+7.1
iSh ACWI	ACWI	1.43e	2.0	...q	74.95	61.01	5637	69.79	+8.8
iSEafeSC	SCZ	1.51e	2.7	...q	67.00	49.51	874	55.72	+7.5
iShEMBd	EMB	5.27e	4.9	...q	113.19	102.15	3100	108.14	+4.1
iShGnmaBd	GNMA	.75e	1.5	...q	49.13	47.27	5	48.93	+.5
iSh7-10yTB	IEF	1.96	1.9	...q	105.32	99.60	10569	104.54	+.3
iSh1-3yTB	SHY	.52	.6	...q	83.85	82.83	5774	83.72	+.1
iShEurRE	IFEU	1.46e	4.0	...q	41.92	33.81	6	36.65	+6.4
iShIntlRE	IFGL	1.48e	5.1	...q	30.75	26.52	50	29.17	+7.9
iShEuroSC	IEUS	1.08e	2.2	...q	60.55	43.17	35	48.76	+8.5
iShs SOX	SOXX	1.55e	.8	...q	198.84	144.79	335	182.65	+16.4
iShIndia50	INDY	.15e	.4	...q	37.93	31.04	273	34.47	-2.4
iShNsdBio s	IBB	...	...	...q	122.97	89.01	1251	110.22	+14.3
iShMBS	MBB	3.04e	2.4	...q	105.51	101.75	711	105.06	+.4
iShBrUSIn s	USIG	...	...	...q	54.65	52.28	188	54.08	+2.1
iShIntTr s	IGIB	...	...	...q	53.98	51.96	462	53.81	+2.7
iShShrtT s	IGSB	...	...	...q	52.32	50.59	473	52.19	+1.1
iSh3-7yTrB	IEI	1.78	1.5	...q	122.29	118.15	638	121.68	+.2
iSCorUSVal s	IUSV	1.16e	2.1	...q	57.84	45.08	692	54.13	+10.3
iSCorUSGr s	IUSG	.72e	1.2	...q	62.57	49.14	781	57.86	+9.8
iShShtTrB	SHV	.03e	...	...q	110.57	110.19	1956	110.45	+.1
iShUSPfd	PFF	2.13a	5.9	...q	38.08	33.26	2802	35.96	+5.1
iShCrShUS s	ISTB	...	...	...	49.51	48.64	186	49.41	+.7
iShSCGrth	IJT	1.54e	.8	...q	209.28	151.27	67	181.50	+12.5
Iberiabnk	IBKC	1.64	2.1	18	87.50	60.82	306	76.40	+18.9
Iberia pfB	IBKCP	1.66	6.2	...	27.85	24.44	1	26.61	+2.1
Iberiab pfC	IBKCO	1.65	6.2	...	28.18	24.70	0	26.65	+3.7
Icahn Ent	IEP	7.00	9.9	29	81.88	50.33	35	70.39	+23.3
IchorHld n	ICHR	...	...	9	30.50	14.23	492	21.65	+32.8
Icon PLC	ICLR	...	...	35	155.33	107.06	243	144.08	+11.5
IconixBrnd	**ICON**	...	...	...dd	**2.06**	**.07**	**4290**	**.21**	+148.8
IdealPower	**IPWR**	...	...	...dd	**1.53**	**.20**	**561**	**.38**	+53.2
Ideanom h	IDEX	...	...	...dd	5.75	1.12	343	1.15	-3.9
Identive lf	INVE	...	...	...dd	6.87	3.27	31	4.60	+27.8
IderaPh rs	**IDRA**	...	...	...	**17.12**	**2.25**	**182**	**2.61**	-5.8
Ikonics	IKNX	...	...	...	13.03	7.37		8.30	-1.6
Illumina	ILMN	...	...	58	372.61	216.34	644	292.47	-2.5
ImageSens	ISNS	...	...	59	6.75	2.50	3	4.70	+4.4
Immersn h	IMMR	...	...	7	17.71	8.11	129	9.82	+9.6
ImmuCell	**ICCC**	...	...	**97**	**9.30**	**6.38**	**26**	**7.25**	+2.9
ImmuneDs	IMDZ	...	...	...dd	5.05	1.10	67	1.46	+12.3
ImunoGn	IMGN	...	...	...dd	13.41	3.80	1646	5.49	+14.4
Imunmd	IMMU	...	...	...dd	27.33	11.55	1907	14.01	-1.8
Immuron n	IMRN	...	...	...	16.70	5.26	0	8.20	+41.4
Immurn wt	IMRNW	...	...	...				1.40	
Immutep	IMMP	...	...	...	4.21	1.68	4	2.17	+17.9
ImpaxLabs	IPXL	...	...	...dd	21.55	17.40		18.30	
Impinj n	PI	...	...	...	28.48	9.95	119	17.15	+17.9
Incyte	INCY	...	...	...dd	96.33	57.00	3009	83.42	+31.2
IndBkMA	INDB	1.52	1.9	18	95.00	66.12	102	80.74	+14.8
IndBkMI	IBCP	.72f	3.2	16	27.10	20.18	76	22.30	+6.1
IndepBkTX	IBTX	1.00f	1.8	14	79.00	44.14	203	56.35	+23.1
IndSvAm lf	IDSA	...	...	...	2.70	1.01	0	1.29	+15.2
IndLogis n	ILPT	.60e	...	37	24.70	18.68	148	22.07	+16.2
Infinera	INFN	...	...	...dd	12.39	3.54	1835	4.80	+20.3
InfinityPh	INFI	...	...	...dd	2.92	1.00	133	1.36	+15.3

Continued on **next page**

Continued from **previous page**

Nasdaq

Name	Ticker Symbol	Div	Yield	PE	52-week High	52-week Low	Vol 1000s	Last	YTD %Chg
InflaRx n	IFRX	...	...	39	42.83	20.31	57	31.16	-14.3
InfoSvcs	III	.20f	4.9	5	5.45	3.83	53	4.12	-2.8
InfrEnAlt	IEA	...	...	...	11.27	7.05	17	8.56	+4.5
InfrEnAl wt	IEAW	...	...	...				.93	
InglesMk h	IMKTA	.66	2.1	13	37.65	25.68	45	30.99	+13.9
InnerWkgs	INWK	...	...	...dd	10.39	3.12	136	5.11	+36.6
Innodata	INOD	...	...	...dd	2.05	.96	119	1.47	-2.0
Innophos	IPHS	1.92	6.1	25	50.40	22.57	82	31.34	+27.8
Innospec	IOSP	.90f	1.2	29	83.20	53.07	103	72.65	+17.6
InnovBio rs	INNT	...	...	...	50.50	2.12	61	2.20	-4.8
MnstD wt h	MSDIW	...	...	...				.05	
InnovSolu	ISSC	...	...	...	3.80	2.02	7	2.75	+21.5
Innoviva	INVA	1.00	6.8	4	20.54	13.26	1693	14.73	-15.6
Inogen	INGN	...	...	74	287.79	110.51	411	138.25	+11.3
Inovalon n	INOV	.12p	...	...	14.87	8.90	262	14.22	+.3
InovioPhm	**INO**	**...**	**...**	**...dd**	**6.30**	**3.64**	**9352**	**3.69**	-7.8
Inpixon rs	INPX	...	...	...	172.40	1.30	723	1.54	-51.7
InseegoCp	INSG	...	...	...dd	6.00	1.64	416	4.70	+13.3
InsightEnt	**NSIT**	**...**	**...**	**17**	**56.86**	**32.72**	**683**	**54.34**	+33.3
Insignia s	ISIG	.70e	...	...dd	2.40	1.03	20	1.37	-8.1
Insmed	INSM	...	...	...dd	31.58	11.31	522	26.10	+98.9
InspEnt	INSE	...	...	...	8.15	3.86	21	6.87	+43.1
Insteel	IIIN	.12a	.5	13	43.78	20.13	101	22.01	-9.3
Insulet	PODD	...	...	...dd	108.91	70.80	549	84.83	+6.9
InsysTher s	INSY	...	...	...dd	11.65	3.35	1094	4.78	+36.6
IntecPhm n	NTEC	...	...	...dd	8.78	3.55	117	8.07	+7.0
IntegLfSc s	IART	...	...	51	67.50	42.14	387	50.65	+12.3
IntgDv	IDTI	...	...	2	48.93	27.16	1164	48.52	+.2
IntegMed n	IMTE	...	...	...	44.00	1.85	14	7.00	+8.4
Intel	INTC	1.26f	2.5	19	57.60	42.36	17530	50.81	+8.3
Intellia n	NTLA	...	...	...dd	35.99	11.03	355	13.89	+1.8
▲IntParfum	IPAR	.84	1.2	44	71.09	41.30	69	70.30	+7.2
InterceptP	ICPT	...	...	...dd	133.74	51.76	421	111.20	+10.3
InterDig	IDCC	1.40	1.9	13	85.85	62.34	207	73.16	+10.1
Interface	TILE	.26	1.5	22	26.25	13.45	417	17.25	+21.1
Intergroup	INTG	...	...	...dd	39.35	21.30	2	31.73	-1.4
IntlnkEl n	**LINK**	**...**	**...**	**21**	**7.00**	**1.62**	**11**	**1.85**	-11.9
Intermolec	IMI	...	...	...dd	1.98	.88	484	1.12	+10.9
Internap rs	INAP	...	...	...	15.31	3.86	508	6.39	+54.0
IntlBcsh	IBOC	.66	1.7	13	47.95	32.56	283	38.56	+12.1
IntlMonExp	IMXI	...	...	...dd	13.38	9.06	29	11.32	-5.4
IntlSpdw	ISCA	.47f	1.1	8	49.95	35.12	128	42.88	-2.2
IntrntGold	**IGLD**	**...**	**...**	**...**	**8.65**	**.52**	**273**	**.81**	-49.1
IntrntInitJ	IIJI	.12e	1.0	...	12.43	8.76	3	11.79	+3.5
IntrpDia rs	IDXG	...	...	1	1.78	.76	104	.94	+17.5
IntersENT	XENT	...	...	...dd	42.95	25.09	221	32.45	+15.2
IntstP pfD	IPLDP	1.28	5.2	...	27.86	22.50	3	24.54	+7.9
Intevac	IVAC	...	...	17	7.55	4.21	106	5.35	+2.3
IntraCellu	ITCI	...	...	...dd	25.82	10.21	239	13.62	+19.6
Intrexon	XON	...	...	...dd	20.16	6.21	1026	7.58	+15.9
IntriCon	IIN	...	...	...cc	76.80	17.05	89	26.14	-.9
Intuit	INTU	1.88	.8	49	231.84	155.02	1347	230.78	+17.2
IntSurg s	ISRG	...	...	78	581.12	391.61	467	536.08	+11.9
InBLDR As	ADRA	.72e	2.4	...q	36.38	27.42	0	30.36	+6.4
InBLDR Dv	ADRD	.72e	3.4	...q	23.89	18.87	3	20.94	+6.9
InBLDR Em	ADRE	.60e	1.5	...q	46.99	34.97	3	39.98	+10.8
InBLDR Eu	ADRU	.78e	3.8	...q	23.08	18.35		20.34	+7.1
In SCMatII	PSCM	.41e	.9	...q	57.10	37.31	2	48.18	+21.2
InSC UtilII	PSCU	1.21e	2.3	...q	58.23	46.67	3	52.94	+7.6
InOpYCmd	PDBC	...	...	...q	19.48	14.84	570	16.28	+8.0
InvMltStr	LALT	...	...	...q	25.26	17.40	4	21.97	+1.3
InvGDrChi	PGJ	.20e	.5	...q	50.59	30.57	23	37.24	+18.1
InvDivAch	PFM	.50e	1.9	...q	28.05	23.26	18	26.70	+8.1
InvHiYlDv	PEY	.68	3.9	...q	18.39	15.03	159	17.47	+10.3
InvIntlDiv	PID	.65e	4.2	...q	16.54	13.59	209	15.46	+9.4
InvNsdMo	**DWAQ**	**.06e**	**.1**	**...q**	**118.73**	**80.02**	**3**	**105.00**	+19.4
InvUtils	PUI	.63e	2.0	...q	31.40	24.92	43	30.77	+6.3
InvWtrRs	PHO	.18e	.6	...q	32.54	26.46	47	32.32	+14.6
InvBuybk	PKW	.52e	.9	...q	62.36	48.95	136	59.03	+13.1
InvNasIntn	PNQI	...	...	...q	147.75	102.26	13	129.53	+17.9
InvSmMid	PRFZ	1.30e	1.0	...q	146.46	107.07	84	129.82	+14.2
InvBasMat	PYZ	.61e	1.0	...q	72.45	50.09	3	59.74	+12.9
Inv CnsCyc	PEZ	.30e	.6	...q	60.42	43.41	2	53.40	+14.4
InvTechM	PTF	.26e	.4	...q	68.67	47.71	34	62.80	+19.2
InvDWA M	PDP	.11e	.2	...q	60.23	45.25	147	54.31	+12.0
InvInds	PRN	.19e	.3	...q	66.55	47.61	25	58.63	+15.1
InvHlthcr	PTH	...	...	...q	99.51	64.36	19	81.47	+14.5
Inv Fincl	PFI	.14e	.4	...q	37.03	26.89	1	32.30	+13.0
InvEngy	PXI	.69e	2.1	...q	46.64	25.94	9	32.49	+14.4
InvCnsStp	PSL	.67e	1.0	...q	73.71	62.13	8	68.93	+5.7
In1-30TrII	PLW	.72	2.2	...	32.37	30.32	9	32.11	+.4
InSC InfoII	PSCT	.08e	.1	...q	89.80	63.99	9	80.86	+17.2
InSC Ind II	PSCI	.40e	.6	...q	76.19	52.15	2	65.00	+16.8
InSC HCrII	PSCH	...	...	...q	145.25	100.41	49	121.20	+12.7
InSC FinII	PSCF	.97e	1.6	...q	60.55	45.44	3	54.07	+12.8
InSC EgyII	PSCE	.14e	1.3	...q	18.77	7.97	11	10.46	+19.3
InSC CnS II	PSCC	1.34e	1.7	...q	87.16	65.99	3	77.40	+11.9
InSC CnDsII	PSCD	.35e	.6	...q	72.14	51.78	2	61.77	+12.8
PS Rs1KLB	USLB	...	...	...q	31.75	29.78		31.45	
InLadR0-5 II	LDRI	.58	2.3	...q	25.41	23.97		24.77	+.8
InKBWRg II	KBWR	.79e	1.5	...q	61.23	42.21	4	52.26	+16.7
InP&CInsII	KBWP	.69e	1.1	...q	65.50	52.89	9	61.26	+8.2
InKbwReit	KBWY	1.55	4.9	...q	36.83	25.92	94	31.95	+18.6
InKbwHiD II	KBWD	1.48	6.7	...q	23.83	18.81	55	22.17	+11.7
In KBWBkII	KBWB	.58e	1.2	...q	60.20	41.02	214	50.07	+13.8
InIntByb II	IPKW	.29e	.9	...q	39.15	27.94	11	30.76	+6.8
InGlbWtII	PIO	.34e	1.3	...q	26.45	22.13	6	25.42	+10.1
InGlGoldII	PSAU	.10e	.5	...q	19.47	14.29	12	18.59	+6.7
InGlbAgrII	PAGG	.74e	2.9	...q	28.00	23.06	4	25.37	+7.2
In IntlLB II	IDLB	...	...	...q	31.17	25.28	8	27.45	+6.3
InDWATcR II	DWTR	...	...	...q	32.23	22.56	3	28.49	+15.9
InTactII	DWIN	1.18	4.8	...	25.95	23.51	10	24.69	+3.5
In SmCMoII	DWAS	.07e	.1	...q	59.52	39.96	51	49.73	+14.3
InDWA MoII	DWLV	...	...	...	34.27	26.27	1	30.61	+11.2
InEmMomII	PIE	.12e	.7	...q	21.95	15.30	63	16.57	+6.5
InDevMoII	PIZ	.26e	1.0	...q	28.76	22.00	51	24.85	+8.2
Inv QQQ	QQQ	1.31e	.8	...q	175.21	143.46	30012	171.22	+11.0
Investar	ISTR	.20f	.8	24	29.90	19.49	8	24.75	-.2
InvestBncp	ISBC	.44	3.5	17	14.41	9.94	5030	12.51	+20.3
InvTitl	ITIC	1.60a	1.0	16	209.95	156.00	1	164.30	-7.0
InVivoTh rs	NVIV	...	...	...dd	24.50	1.36	38	1.44	-4.6
IonisPhm	IONS	...	...	...cc	60.92	39.07	503	58.87	+8.9
IovanceTh	IOVA	...	...	...dd	19.90	7.26	527	9.88	+11.6
iPLgExR1K	ROLA	...	...	...q				147.93	
iPTr5yBear	DFVS	...	...	...q	39.82	29.98		32.86	-4.0
iPUST5yBull	DFVL	...	...	...	62.64	60.34		60.34	
iRadimed	IRMD	...	...	...cc	38.78	12.51	50	28.10	+14.9
Iridex	**IRIX**	**...**	**...**	**...dd**	**9.48**	**3.72**	**313**	**4.38**	-6.8
IridiumCm	IRDM	...	...	24	24.35	10.75	719	20.58	+11.5
Iridium pfB	IRDMB	16.88	2.5	...	838.68	398.26		686.57	+8.7
IronwdPh	**IRWD**	**...**	**...**	**...dd**	**21.20**	**9.07**	**1783**	**13.92**	+34.4
iShRUT P n	AMCA	.26e	...	...	29.02	23.45	4	27.38	+10.6
iSh USD n	SUSC	...	...	...	24.82	23.57	14	24.42	+2.3
iSh 1-5Yr n	SUSB	...	...	...	25.21	24.32	66	24.75	+1.2
iShExpoTc	XT	.14p	...	...q	39.15	31.43	118	36.73	+10.4
iSh USA	ESGU	.92e	1.5	...	64.77	51.35	48	60.41	+10.0
iShHYlexOG	HYXE	...	...	...	50.78	47.38	0	50.28	+4.7
iShFallAn n	FALN	1.48a	5.7	...	27.20	24.04	27	25.80	+5.7
iSh Esg Eafe	ESGD	...	...	...	70.77	55.20	53	61.10	+6.5
iSh GlbImp	SDG	1.18e	2.1	...	61.02	51.27	2	57.43	+8.4
iShCTotBd s	IUSB	...	...	...q	49.99	48.34	129	49.78	+1.1
iShCHGer	HEWG	.68e	1.8	...q	29.77	22.95	182	25.00	+5.3
iSh UAE	UAE	.63e	4.6	...q	17.23	13.40	10	13.76	+.4
iSh Qatar	QAT	.66e	3.7	...q	19.89	15.39	53	17.86	-3.4
iShCmdSel	COMT	1.89e	5.8	...q	40.62	29.84	39	32.49	+6.6
iShGblGld rs	RING	...	...	...q	18.79	13.33	410	17.32	+6.8
Isramco	ISRL	...	...	...cc	135.05	92.00	1	114.26	-3.6
Iteris	ITI	...	...	...dd	6.48	3.24	38	4.36	+16.9
IterumTh n	ITRM	...	...	...dd	13.00	5.01	4	6.00	+19.8
Itron	ITRI	...	...	...dd	77.40	44.35	188	59.48	+25.8
IturanLoc	ITRN	.92m	2.7	16	36.72	29.25	23	33.60	+4.8
IvyNxFoc ef	IVFGC	...	...	...	100.02	100.02		100.02	
IvNxFcVl ef	IVFVC	...	...	...	100.12	100.02		100.02	
IvNxShEn	IVENC	...	...	...	100.02	99.98		100.02	
IzeaWrldwd	IZEA	...	...	...	4.99	.80	63	1.62	+65.3

- J -

Name	Ticker Symbol	Div	Yield	PE	52-week High	52-week Low	Vol 1000s	Last	YTD %Chg
:J&J Snack	JJSF	2.00	1.3	46	162.84	125.98	60	157.32	+8.8
j2Global	JCOM	1.78f	2.1	33	91.58	65.07	655	83.60	+20.5
JD.com	JD	...	...	44	49.00	19.21	10109	24.33	+16.2
JMU Ltd rs	**JMU**	**...**	**...**	**...**	**5.95**	**.42**	**20**	**.76**	+8.0
JackHenry	JKHY	1.60f	1.2	37	163.68	115.49	507	132.37	+4.6
JackInBox	**JACK**	**1.60**	**2.0**	**12**	**93.98**	**74.19**	**2099**	**79.61**	+2.6
JaguarHl rs	JAGX	...	...	...	2.20	.12	346	.24	+4.8
JkksPac	JAKK	...	...	...dd	3.33	1.34	101	2.03	+38.1
JRiverGrp	JRVR	1.20a	3.0	22	43.47	32.17	102	39.69	+8.6
JanusSmC	JSML	...	...	...	51.25	33.27	3	41.92	+17.9
JanSmMid	JSMD	...	...	...	47.85	34.22	9	43.35	+17.8
JanLTCar n	OLD	...	...	...	28.27	21.60	5	28.12	+11.9
JanObes n	SLIM	...	...	...	40.01	29.79	0	34.43	+7.1
JanOrgan n	ORG	...	...	...	34.27	24.10	3	26.49	+8.2
Jason Inds	JASN	...	...	...dd	3.88	1.30	122	2.36	+72.3
Jason wt	JASNW	...	...	...				.02	
JazzPhrm	JAZZ	...	...	15	184.00	113.52	330	125.32	+1.1
JensynAc n	JSYN	...	...	...cc	12.00	9.31		10.05	-8.7
JensynAc rt	JSYNR	...	...	...				.38	
JensynAc wt	JSYNW	...	...	...	.54	.04		.13	-34.7
JensynAc un	JSYNU	...	...	...	12.50	9.01		12.25	
JerashHl n	JRSH	.20	3.0	12	11.00	4.77	26	6.56	+7.5
JetBlue	JBLU	...	...	16	22.80	15.19	2537	18.08	+12.6
JewettCm s	JCTCF	...	...	9	10.00	6.23	4	7.15	+.6
JohnsnOut	JOUT	.56	.9	7	107.36	54.66	38	63.91	+8.8
JointCorp	JYNT	...	...	...dd	9.64	4.67	28	9.15	+10.0
JounceTh n	JNCE	...	...	...	29.25	2.66	96	4.30	+27.6

- K -

Name	Ticker Symbol	Div	Yield	PE	52-week High	52-week Low	Vol 1000s	Last	YTD %Chg
:KBL Merg n	KBLM	...	...	...	10.69	9.75		10.28	+.8
KBL Mrg wt	KBLMW	...	...	...				.23	
KBL Mrg rt	KBLMR	...	...	...	.56	.12		.24	-38.7
KBL Mg un	KBLMU	...	...	...	11.50	10.06		10.50	-.6
KBS Fash rs	KBSF	...	...	...	11.70	2.52	15	3.76	+27.1
KCAP Fin	KCAP	.40	11.2	...	3.70	2.87	150	3.56	+2.9
KCAP 22 n	KCAPL	1.53	6.1	...	25.73	23.72	2	25.10	+1.5
KEYW Hld	**KEYW**	**...**	**...**	**...dd**	**10.06**	**6.12**	**435**	**7.09**	+6.0
KLA Tnc	KLAC	3.00	2.8	13	123.96	80.65	1014	107.14	+19.7
KLX EnS n	KLXE	...	...	...dd	36.13	19.59	121	28.63	+22.1
KVHInd	KVHI	...	...	...dd	14.15	9.05	25	11.08	+7.7
KaiserAlu	KALU	2.40f	2.4	36	119.66	83.29	108	101.41	+13.6
Kala Ph n	KALA	...	...	...	18.30	4.03	157	7.22	+47.6
Kalvista rs	KALV	...	...	...dd	25.57	7.73	18	19.60	-.8
Kamada	KMDA	...	...	...	6.45	4.35	10	5.64	+12.8
KandiTech	KNDI	...	...	...	6.54	3.54	763	5.86	+61.4
Karyophm	KPTI	...	...	...dd	21.71	8.01	1284	8.81	-6.0
KaziaTh rs	KZIA	...	...	...	6.68	2.04	2	3.21	+32.1
KearnyF s	KRNY	.20f	1.5	41	14.80	11.26	179	13.10	+2.2
KellySA	KELYA	.30	1.2	24	32.31	19.21	129	24.47	+19.5
KellySB	KELYB	.30	1.4	12	34.30	21.50		22.01	
KemPhm n	KMPH	...	...	...dd	8.40	1.72	43	2.34	+31.5
KY FstFd	KFFB	.40	5.3	33	9.00	6.52	4	7.60	+10.0
KewnSc	KEQU	.76	2.3	18	38.80	22.00	3	32.39	-2.6
KeyTrn	KTCC	...	...	13	8.60	5.33	4	6.54	+15.8
Kforce	KFRC	.72	1.9	19	43.51	24.15	110	37.04	+19.8
KimballEl	KE	...	...	16	20.90	13.51	200	16.23	+4.8
KimballInt	KBAL	.32	2.0	16	18.14	13.49	80	15.80	+11.3
KindredBio	KIN	...	...	...dd	15.75	8.05	106	10.47	-4.4
KingldJw	KGJI	...	...	1	1.88	.73	20	.76	-3.8
Kingstone	KINS	.40	2.4	27	21.35	13.21	16	16.86	-4.7
KingtoneW	KONE	...	...	...	9.90	3.77		7.67	
KiniksaPh n	KNSA	...	...	...dd	32.88	13.04	234	17.81	-36.6
KinsaleCp n	KNSL	.32f	.5	...	64.97	45.05	68	59.93	+7.9
Kirklands	KIRK	...	...	34	13.48	6.78	95	10.61	+11.3
KitovPh n	KTOV	...	...	...	3.81	.56	164	1.16	+75.8
KitovPh wt	KTOVW	...	...	...				.67	
KodiakSc n	KOD	...	...	...	11.10	5.65	56	6.76	-4.8
KonaGrill	KONA	...	...	...dd	3.00	.88	27	.97	-7.6
KopinCp	**KOPN**	**...**	**...**	**...dd**	**3.95**	**.96**	**519**	**1.29**	+29.1
KornitDig n	KRNT	...	...	...	23.90	11.70	451	22.43	+19.8
Koss h	KOSS	...	...	...dd	4.69	1.70	3	1.88	-1.6
KraftHnz n	KHC	2.50	5.3	13	72.78	41.60	4388	47.34	+10.0
KratosDef	KTOS	...	...	...dd	17.63	8.90	1182	16.95	+20.3
KrystlBio n	KRYS	...	...	...	28.75	8.61	65	22.27	+7.2
Kulicke	KLIC	.48	2.1	15	28.69	17.40	404	22.47	+10.9
KuraOnc n	KURA	...	...	...dd	24.03	10.20	102	14.48	+3.1

- L -

Name	Ticker Symbol	Div	Yield	PE	52-week High	52-week Low	Vol 1000s	Last	YTD %Chg
:LCNB Corp	LCNB	.68f	4.1	14	20.65	14.56	6	16.79	+10.8
LF CapA n	LFAC	...	...	...cc	10.10	9.55	5	9.95	+1.7
LF CapA un	LFACU	...	...	...	10.30	8.04	1	10.30	+1.5
LGI Homes	LGIH	...	...	10	81.88	37.16	243	60.00	+32.7
▲LHC Grp	LHCG	...	...	53	112.22	59.21	192	112.64	+20.0
LKQ Corp	LKQ	...	...	15	42.49	22.74	2000	26.46	+11.5
LM FdA wt h	LMFAW	...	...	...				.05	
LM FdgA rs	LMFA	...	...	...	17.90	1.00	104	1.36	+15.3
LPL Fincl	LPLA	1.00	1.3	20	79.34	52.03	814	76.47	+25.2
LRAD h	LRAD	.04	1.6	...dd	3.58	1.94	133	2.44	-3.2
LSI Ind lf	LYTS	.20	6.3	14	8.77	3.10	27	3.15	-.6
LaJollaPh	LJPC	...	...	...dd	38.39	5.01	245	5.94	-37.0
LakeShBc h	LSBK	.48f	3.2	25	18.00	14.64	0	15.15	+.6
LakeldB	LBAI	.46	2.9	15	21.20	13.77	213	16.10	+8.7
Lakelnd s	LKFN	1.04	2.2	19	51.25	37.79	51	46.25	+15.2
LakeInd	LAKE	...	...	11	16.85	9.90	11	11.08	+6.1
LamResrch	LRCX	4.40	2.4	18	234.88	122.64	1932	181.33	+33.2
LamarAdv	LAMR	3.68f	4.8	26	80.68	61.36	360	76.51	+10.6
LancastrC	LANC	2.60f	1.6	33	194.38	115.81	215	158.98	-10.1
Landcad n	LCA	...	...	...	13.05	9.95		11.94	
Landcad wt	LCAHW	...	...	...				.69	
Landec	LNDC	...	...	16	15.60	10.17	78	12.26	+3.5
LandBncp	LARK	.80	3.5	10	28.08	21.00	1	23.10	-.4
LandmInfr	LMRK	1.47	10.1	3	18.50	10.32	81	14.49	+25.7
LandIn pfA	LMRKP	2.00	8.1	...	25.57	20.66	2	24.60	+9.1
LndInf un B	LMRKO	1.98	8.1	...	24.88	19.24	20	24.51	+18.0
LandInf pfC	LMRKN	1.83f	7.5	...	25.22	17.88	8	24.38	+18.5
LandsEnd	LE	...	...	16	31.15	12.27	172	17.18	+20.9
Landstar	LSTR	.66	.6	23	128.70	90.23	490	108.92	+13.8
Lantheus n	LNTH	...	...	6	21.45	12.59	254	18.48	+18.1
Lantronix	**LTRX**	**...**	**...**	**...**	**6.47**	**1.98**	**34**	**2.82**	-4.1
▲Lattice	**LSCC**	**...**	**...**	**...dd**	**10.71**	**5.05**	**11203**	**11.50**	+66.2
LaureatE n	LAUR	...	...	...	17.15	12.70	264	14.95	-1.9
Lawsn	LAWS	...	...	9	36.90	21.00	6	30.45	-3.6
Lazydays n	LAZY	...	...	...dd	11.10	4.41	3	6.25	+15.7
LeMaitreV	LMAT	.28	1.1	24	41.28	21.79	85	24.84	+5.1
LeapTh h	**LPTX**	**...**	**...**	**...**	**10.25**	**1.35**	**1494**	**1.66**	-17.0
LegacyH n	LEGH	...	...	...	14.99	11.05	37	13.73	+15.1
LegacyRes	LGCY	...	...	...dd	10.54	1.15	644	1.36	-11.7
LegacyTxF	LTXB	1.00f	2.4	18	47.18	30.19	269	41.44	+29.1
LM DevDvr	DDBI	...	...	...q	30.39	24.36		26.55	+6.0
LM EMDvr	EDBI	...	...	...q	34.42	26.75	0	28.64	+6.1
LM USDvrs	UDBI	...	...	...q	34.50	25.76		29.71	+14.2
LM LoVHiD	LVHD	...	...	...q	31.59	27.38	59	31.01	+8.1
LM Gl Inf n	INFR	...	...	...	29.32	25.29	1	28.60	+8.5
WsAsShD n	WINC	...	...	...	25.10	24.99	5	25.02	-.1
LM WstAs n	WBND	...	...	...	25.88	24.68		25.66	+2.2
LM SC Qu n	SQLV	...	...	...	31.00	23.02	1	27.77	+15.2
LeisAcq n	LACQ	...	...	...	10.00	9.55	1	9.99	+1.7
LeisAcq wt	LACQW	...	...	...				.70	
LeisAcq un	LACQU	...	...	...	10.30	9.85	1	10.25	+1.2
LendgTree	TREE	...	...	...dd	391.40	183.25	298	308.96	+40.7
LevOneBc n	LEVL	.06e	...	17	30.79	20.89	13	23.85	+6.3
LexiPhm rs	LXRX	...	...	...dd	13.97	4.26	544	5.12	-22.9
LexnFint n	LX	...	...	63	20.00	6.48	448	10.05	+38.6
LianlouSm	LLIT	...	...	...	3.69	.84	4	1.39	+22.3
LibBrdbdA	LBRDA	...	...	...dd	93.84	67.75	160	87.80	+22.3
LibBrdbdC	LBRDK	...	...	...dd	94.99	68.33	421	87.72	+21.8
LibExpA n	LEXEA	...	...	...	50.82	36.15	356	45.45	+16.2
LibExpB n	LEXEB	...	...	...	48.05	39.17		46.55	+17.5
LibtyGlobA	LBTYA	...	...	...dd	36.76	19.88	1370	24.92	+16.8
LibtyGlobB	LBTYB	...	...	...	35.00	20.70	0	24.75	+17.8
LibtyGlobC	LBTYK	...	...	...	35.02	19.24	1825	24.08	+16.7
LibLA A n	LILA	...	...	...dd	23.78	13.96	252	18.43	+27.3
LibLA C n	LILAK	...	...	...dd	23.71	13.96	304	18.33	+25.8
LibMSirA n	LSXMA	...	...	...	48.57	34.92	830	40.35	+9.6
LibMSirB n	LSXMB	...	...	...	49.94	35.46		40.79	+11.7
LibMSirC n	LSXMK	...	...	...	48.56	34.84	1170	40.36	+9.1
LibMBrA n	BATRA	...	...	...	29.31	21.77	30	28.87	+15.8
LibMCFor	FWONK	...	...	...	39.35	27.51	954	31.11	+1.3
LibMAFor	FWONA	...	...	...	37.32	26.63	129	30.56	+2.8
LibMBrC n	BATRK	...	...	...	29.30	21.85	130	28.92	+16.2
LibTripA A	LTRPA	...	...	...cc	20.63	8.75	328	16.88	+6.2
LibTripA B	LTRPB	...	...	69	21.98	9.40		17.86	-5.7
LifetimeBr	LCUT	.17	1.6	37	16.80	8.01	21	10.61	+5.8
Lifevant rs	LFVN	...	...	...	17.08	3.20	107	15.68	+18.9
LifewayFds	LWAY	...	...	10	7.75	1.81	18	2.44	+29.8
LigandPh	LGND	...	...	13	278.62	98.56	344	120.88	-10.9
LightPath	LPTH	...	...	...dd	2.75	1.40	58	1.63	+9.4
Lightbrdg rs	LTBR	...	...	...	1.70	.53	402	.61	+12.1
Limbach n	LMB	...	...	...dd	14.19	3.56	34	5.55	+50.8
LimelghtN	LLNW	...	...	...	5.52	2.21	377	2.97	+26.9
LimestBcp	LMST	...	...	...dd	17.65	11.91	1	14.55	+5.7
Limoneira	LMNR	.30f	1.3	17	33.42	18.07	64	22.97	+17.5
LincEdSv	LINC	.08	2.5	...dd	3.34	1.49	4	3.19	-.3
LincElec	LECO	1.88	2.2	24	97.93	72.28	1114	87.30	+10.7
LindbladEx	LIND	...	...	...cc	15.88	8.66	37	12.58	-6.5
Lindblad wt	LINDW	...	...	...				1.36	
Lipocine	LPCN	...	...	...dd	2.64	1.03	775	1.63	+25.4
LiqMedia g	YVR	...	...	...dd	2.05	.96		1.15	
LiquidTch n	**LQDA**	**...**	**...**	**...dd**	**38.46**	**10.52**	**28**	**16.63**	-23.2
Liquidity	LQDT	...	...	...dd	9.16	5.17	177	6.90	+11.8
Littelfuse	LFUS	1.72	.9	26	238.11	155.15	111	183.29	+6.9
LivaNova n	LIVN	...	...	46	131.54	79.96	307	94.43	+3.2
LiveOakB n	LOB	.12	.8	6	32.95	13.09	283	15.99	+8.0
LiveVent rs	LIVE	...	...	...cc	16.12	6.25	5	7.41	+10.3
LiveXLve n	LIVX	...	...	...dd	11.11	2.52	50	5.68	+14.7
LivePrsn	LPSN	...	...	...dd	27.40	10.93	402	25.84	+37.0
LogicBio n	LOGC	...	...	...dd	18.00	6.70	10	9.09	-12.6
Logitech	LOGI	.63e	1.7	25	49.96	29.06	125	36.58	+16.9
LogMeIn	LOGM	1.30f	1.4	87	134.80	74.87	1310	95.94	+17.6
LoneRs n	LONE	...	...	...	11.24	3.41	69	5.13	+40.5
LongAcq un	LOACU	...	...	...	10.99	10.00		10.25	+1.0
LongAcq rt	**LOACR**	**...**	**...**	**...**	**4.40**	**.18**	**23**	**.20**	-50.0
LongevAc n	LOAC	...	...	...	10.10	9.64	93	9.98	-.7
LoopInd n	**LOOP**	**...**	**...**	**...dd**	**17.49**	**5.69**	**84**	**11.95**	+53.8
LoralSpac	LORL	...	...	31	48.09	34.06	29	38.53	+3.4
Lovesac n	LOVE	...	...	...	30.36	16.46	31	28.42	+23.9
LoxoOncol	LOXO	...	...	...dd	234.93	91.21	783	234.66	+67.5
lululemn gs	LULU	...	...	62	164.79	76.60	1112	154.85	+27.3
Lumentm n	LITE	...	...	10	74.40	37.00	1599	45.75	+8.9
Luminex	LMNX	.24	.9	49	35.37	18.62	328	25.53	+10.5
LunaInn h	LUNA	...	...	64	4.32	2.18	21	3.22	-3.9
LuthBur n	LBC	.23	2.2	...	13.60	7.92	120	10.41	+15.4

- M -

Name	Ticker Symbol	Div	Yield	PE	52-week High	52-week Low	Vol 1000s	Last	YTD %Chg
:MACOM	MTSI	...	...	...dd	25.92	13.07	296	17.37	+19.7
MAM Soft	**MAMS**	**...**	**...**	**23**	**9.26**	**6.53**	**2**	**7.96**	+.8
MB Fncl	MBFI	.96	2.2	21	51.59	37.13	291	43.90	+10.8
MB Fin pfC	MBFIO	1.50	6.0	...	26.21	22.30	12	24.84	+7.2
MBT Fnl	MBTF	.40	3.7	16	12.49	8.75	27	10.72	+15.3
MDC Pr gs	MDCA	.84	28.5	1	9.85	2.20	212	2.95	+13.0
MEI Phrm	MEIP	...	...	...dd	5.14	1.82	189	2.95	+11.7
MER Tel rs	MTSL	...	...	...	6.45	.99	61	1.74	-1.1
MGE Engy	MGEE	1.35	2.1	28	68.95	51.05	74	64.09	+6.9
MGP Ing	MGPI	.32	.4	45	99.73	53.66	114	73.62	+29.0
MICT Inc	MICT	...	...	...dd	1.94	.29	58	1.16	+75.5
MKS Inst	MKSI	.80	1.0	12	128.28	56.37	299	83.83	+29.7
MMA Cap	MMAC	...	...	3	29.40	20.02	1	28.27	+12.2
▼MMTec n	MTC	...	...	...	11.44	4.50	5	4.50	-24.2
MSB Fin	MSBF	.92f	5.1	...cc	21.95	16.14	0	17.92	+.4
MTBC Inc	MTBC	...	...	...dd	5.65	3.13	21	4.68	+23.2
MTBC pf	MTBCP	2.75	10.2	...	28.29	22.21	5	27.00	+4.6
MTS	MTSC	1.20	2.3	11	57.00	38.42	118	52.73	+31.4
MTchAcq n	MTEC	...	...	...dd	11.80	9.17	17	10.11	+.2
MTchAc wt	MTECW	...	...	...					
MTchAc un	MTECU	...	...	...	12.38	10.02		10.80	+2.0
MVB Fin n	MVBF	.12	.7	...	20.10	14.65	6	16.12	-10.6
MYOS	**MYOS**	**...**	**...**	**...dd**	**2.50**	**1.04**	**25**	**1.69**	+19.0
MYR Grp	MYRG	...	...	20	40.81	26.24	81	33.45	+18.7
Macatawa	MCBC	.28	2.8	18	12.92	8.81	30	10.15	+5.5
MackFn	MFNC	.48	3.0	8	17.58	12.60	20	15.80	+15.8
MacroGen	MGNX	...	...	...dd	32.74	9.87	1238	21.12	+66.3
MadrigP rs	**MDGL**	**...**	**...**	**...dd**	**325.98**	**91.56**	**379**	**133.98**	+18.9
Magal	MAGS	...	...	...cc	6.26	3.88	14	5.31	+19.3
MagellnHlt	MGLN	...	...	16	112.25	51.88	121	63.50	+11.6
Magenta n	MGTA	...	...	...dd	16.33	5.31	52	8.43	+47.9
MagicSft	MGIC	.29e	3.5	19	9.20	7.29	7	8.33	+9.2
MagyarBc	MGYR	...	...	49	13.50	11.55	1	11.65	-4.9
MaidenH	MHLD	.20m	14.9	...dd	9.10	1.11	520	1.34	-18.8
MMyTrip	MMYT	...	...	...dd	41.70	19.66	227	28.39	+16.7
MalibuBoat	MBUU	...	...	16	59.57	31.66	212	41.63	+19.6
MalvernBc	MLVF	...	...	16	27.25	18.03	4	20.75	+5.2
MamEngy n	TUSK	.50	2.2	...	42.30	16.81	207	22.92	+27.5
ManTech	MANT	1.00	1.7	18	68.11	48.25	299	57.18	+9.3
ManhAssc	MANH	...	...	34	62.39	39.01	409	53.77	+26.9
ManhBrCa	LOAN	.48	7.7	14	8.00	5.34	22	6.21	+10.5
Manitex	MNTX	...	...	...dd	13.26	5.00	30	7.11	+25.2
MannKd rs	MNKD	...	...	...dd	3.41	.94	2446	1.39	+31.1
Mannatech	MTEX	2.00	10.4	...cc	22.40	13.50	1	19.25	+2.4
MaraPat hrs	MARA	...	...	...	3.00	.33	898	.52	+43.6
MarchxB	MCHX	.50e	...	...dd	4.75	2.47	435	4.19	+58.1
MarinSft rs	MRIN	...	...	...	12.00	2.15	326	6.60	+24.3
MarPet	MARPS	.35e	16.8	7	4.85	1.22	10	2.08	+13.0
MarinusPh	**MRNS**	**...**	**...**	**...dd**	**10.54**	**2.36**	**482**	**3.64**	+26.8
MarkerTh	MRKR	...	...	...	13.55	2.58	298	5.34	-3.8
MktAxess	MKTX	2.04f	.9	52	231.33	172.09	222	226.76	+7.3
MarlinBs	MRLN	.56	2.5	11	31.95	17.51	19	22.65	+1.4
MarIntA	MAR	1.64	1.4	26	145.40	100.62	1785	118.62	+9.3
Marrone	MBII	...	...	...dd	3.39	1.07	54	1.48	+.7
MartenTr s	MRTN	.10	.5	28	24.75	15.39	141	18.76	+15.9
MartinMid	**MMLP**	**2.00**	**16.2**	**7**	**16.95**	**9.13**	**553**	**12.33**	+19.9
MarvellTch	MRVL	.24	1.3	29	25.18	14.34	9543	19.19	+18.5
Masimo	MASI	...	...	48	130.00	81.56	391	128.81	+20.0
MastrCrft	MCFT	...	...	10	39.50	17.60	143	20.82	+11.3
Match n	MTCH	2.00e	...	36	60.95	33.30	1096	57.78	+35.1
Materialise	MTLS	...	...	...	22.99	11.16	41	17.73	-11.5
MatrixSv	MTRX	...	...	...dd	25.75	13.00	114	20.64	+15.1
Mattel	MAT	.60	3.5	...cc	18.03	9.09	6968	16.91	+69.3
MatthInt	MATW	.80	1.9	8	61.25	37.06	177	41.15	+1.3
MaximIntg	MXIM	1.84	3.3	23	64.40	46.64	1158	55.79	+9.7
MaxwellT	MXWL	...	...	...dd	6.27	1.77	1762	4.73	+128.5
MaysJ	MAYS	...	...	26	43.66	36.20	0	39.00	+.7
McGrathR	MGRC	1.36	2.7	8	68.79	45.40	60	50.66	-1.6
MDJM n	MDJH	...	...	...	7.90	3.08	6	3.86	-17.9
MedalDiv n	MDRR	.18p	...	...	9.75	6.75		7.30	-16.1
MedalFin	MFIN	.20	3.6	...dd	7.25	3.59	13	5.56	+18.6
MedalF 9 21	MFINL	2.25	8.7	...	26.29	24.11		25.75	+2.2
MediCo	MDCO	...	...	...dd	41.57	16.69	812	24.01	+25.4
▼MediciNova	**MNOV**	**...**	**...**	**...dd**	**14.50**	**6.87**	**138**	**6.82**	-16.5
Medidata	MDSO	...	...	84	88.87	60.10	546	74.31	+10.2
Medigus rs	**MDGS**	**...**	**...**	**...**	**10.20**	**2.14**	**250**	**3.16**	+21.7
MediWound	MDWD	...	...	...dd	7.35	3.76	36	4.71	+16.0
Medpace n	MEDP	...	...	47	69.71	31.75	539	68.36	+29.2
MeetGrp	MEET	...	...	...dd	6.19	1.84	907	5.58	+20.5
MeiraGTx n	MGTX	...	...	...dd	15.49	7.98	92	12.75	+32.3
MelcoResE	MLCO	.32e	1.5	69	32.95	15.33	5333	21.40	+21.5
Melinta rs	**MLNT**	**...**	**...**	**...**	**13.80**	**.64**	**1535**	**1.49**	+87.9
Mellanox	MLNX	...	...	58	102.63	59.65	1203	100.46	+8.7
MelroseBn	MELR	.34e	...	27	20.50	16.99	0	19.26	+7.2
MenloTh n	MNLO	...	...	...dd	38.82	3.74	89	6.66	+61.7
Menus n	MRUS	...	...	...	26.74	11.00	8	11.94	-14.7
MercadoL	MELI	.60	.2	...dd	417.91	257.52	374	359.84	+22.9
MercBkA n	MBNAA	...	...	...	86.41	5.97		8.75	
MercBkB n	MBNAB	...	...	...	40.00	5.90		8.20	
MercBank	MBWM	1.04f	3.1	16	38.47	26.40	24	33.90	+20.0
MercerIntl	MERC	.50	3.3	13	19.14	9.36	932	14.97	+43.4
MerchBcp n	MBIN	.24	1.2	...	29.15	18.85	23	20.01	+.3
MercSys	MRCY	...	...	91	63.51	30.11	285	62.60	+32.4
MeridBcp	EBSB	.28f	1.7	18	20.95	13.67	150	16.05	+12.1
MeridnBk n	MRBK	...	...	...	18.99	15.26	1	16.90	-1.6
MeridBio	VIVO	.50	3.0	27	19.84	13.53	291	16.43	-5.4
MeritMed	MMSI	...	...	58	66.34	42.30	234	58.61	+5.0
MerrimP rs	MACK	...	...	1	11.70	3.34	37	5.88	+52.3
Mersana n	MRSN	...	...	...	23.96	2.85	137	6.36	+55.9
MesaAir n	**MESA**	**...**	**...**	**8**	**16.41**	**6.36**	**405**	**9.52**	+23.5
MesaLabs	MLAB	.64	.3	...cc	239.08	124.29	14	231.15	+10.9
Mesoblast n	MESO	...	...	...	8.78	3.35	20	4.23	+2.7
MetaFincl s	CASH	.20	.8	8	39.28	18.01	311	24.44	+26.0
Methanx	MEOH	1.32	2.3	11	83.23	45.48	328	56.46	+17.2
Michaels	MIK	...	...	7	26.09	12.48	2193	13.05	-3.6
Microbot rs	MBOT	...	...	...	19.40	1.38	391	8.72	+407.0
Microchp	MCHP	1.46f	1.6	49	104.20	60.70	4180	90.60	+26.0
MicronT	MU	...	...	3	64.66	28.39	41522	42.23	+33.1
Microsoft	MSFT	1.84	1.7	25	116.18	87.08	21745	106.90	+5.2
MicroStr	MSTR	...	...	32	151.23	115.50	119	140.06	+9.6
Microvisn	MVIS	...	...	...dd	1.80	.51	505	1.08	+78.8
MidPenn	MPB	.60a	2.6	12	36.75	21.69	5	23.10	+.3
MidConEn	MCEP	...	...	...dd	2.52	.60	15	.93	+12.6
Midatech n	MTP	...	...	...	1.80	.10	217	.11	-27.1
Middleby	MIDD	...	...	23	137.16	96.65	807	124.06	+20.8
MiddlefldB	MBCN	1.12	2.6	14	54.90	38.50	1	43.05	+1.5
MdsxWatr	MSEX	.96	1.7	30	60.31	34.00	29	55.27	+3.6
MidlStBc n	MSBI	.97f	3.9	17	36.06	19.56	97	24.60	+10.1
MidWOne	MOFG	.81f	2.8	16	35.20	23.80	14	29.15	+17.4
Millendo rs	MLND	...	...	...dd	16.05	6.77	2	11.35	+42.8
MillerHer	MLHR	.79	2.2	16	40.65	28.66	713	35.99	+19.0
Mimecast n	MIME	...	...	...dd	51.66	29.67	1111	48.94	+45.5
Mind CTI	MNDO	.30e	12.2	11	2.51	2.08	18	2.46	+7.9
Mindbody n	MB	...	...	...dd	45.50	21.61	1227	36.46	+.2
MinervaN	NERV	...	...	...dd	12.95	5.00	76	7.26	+7.7
Miragen rs	MGEN	...	...	...	8.20	2.20	66	2.91	-4.0
MiratiTher	MRTX	...	...	...dd	73.74	24.65	355	72.85	+71.7
Misonix	MSON	...	...	...dd	21.43	9.55	21	18.20	+13.7
Mitcham	MIND	...	...	...dd	4.57	2.50	7	4.04	+57.8
Mitchm pfA	MINDP	2.25	9.9	...	25.50	20.30	0	22.70	-.3
MitekSys	MITK	...	...	30	11.92	6.32	278	11.11	+2.8
MobileMini	MINI	1.10f	3.1	...dd	50.40	29.46	153	36.04	+13.5
MobileIron	MOBL	...	...	...dd	5.71	3.98	641	4.92	+7.2
ModMed n	MMDM	...	...	...cc	10.35	9.79	12	10.29	+.9
ModMed wt	MMDMW	...	...	...				.44	
ModMed rt	**MMDMR**	**...**	**...**	**...**	**.55**	**.01**	**42**	**.31**	+24.0
ModMed un	MMDMU	...	...	...	11.00	9.52		10.65	+2.6
Moderna n	**MRNA**	**...**	**...**	**...**	**22.75**	**13.03**	**1090**	**19.66**	+28.7
MolecTemp	MTEM	...	...	...dd	10.17	3.19	52	4.50	+11.4
Moleculin n	MBRX	...	...	...	3.34	.93	104	1.47	+41.3
Momenta	MNTA	...	...	...dd	32.20	9.55	554	12.56	+13.8
Momo	MOMO	...	...	...	54.24	22.85	2205	31.23	+31.5
MonakGp n	MKGI	...	...	...	5.07	.85	11	2.51	+109.2
MonarCas h	MCRI	...	...	27	49.63	34.45	43	43.00	+12.7
Mondelez	MDLZ	1.04	2.2	12	47.79	37.42	7871	47.32	+18.2
MoneyGrm	MGI	...	...	...dd	11.82	1.59	406	2.20	+10.0
MngDB A n	MDB	...	...	...	101.89	25.93	760	99.29	+18.6
MonocAc un	MNCLU	...	...	...	10.04	10.00	12	10.01	
MonPwSys	MPWR	1.60f	1.2	91	152.21	101.99	414	136.00	+17.0
Monotype	TYPE	.46	2.7	55	26.75	15.29	289	17.46	+12.5
Monro	MNRO	.80	1.0	40	84.38	50.25	326	77.39	+12.6
MonroeCap	MRCC	1.40	11.3	8	14.65	9.10	52	12.37	+28.9
MonroeC23 n	MRCCL	1.44	5.8	...	25.05	23.00	5	24.77	+5.4
MonstrBv s	MNST	...	...	36	66.43	47.61	2957	58.63	+19.1
Mornstr	MORN	1.12f	.9	25	144.34	90.75	58	126.08	+14.8
MoSys rs	MOSY	...	...	...dd	2.23	.12	2174	.21	+25.3
▼MotifBio n	**MTFB**	**...**	**...**	**...**	**11.50**	**4.42**	**4777**	**2.81**	-57.4
MotifBi un	MTFBW	...	...	...				4.40	
MotorcarP	MPAA	...	...	96	27.19	12.09	208	21.09	+26.7
MotusGI n	MOTS	...	...	...dd	10.66	2.34	10	4.40	+41.5
▼MtnPDia g	MPVE	.04p	...	...	2.92	1.04	97	1.05	-26.9
Moxian n	**MOXC**	**...**	**...**	**...**	**3.67**	**.30**	**73**	**.50**	+46.6
MrCoopr rs	COOP	...	...	...	20.04	9.00	286	14.53	+24.5
MudrickC n	MUDS	...	...	...	10.27	9.55	91	9.99	+1.1
MudrcC un	MUDSU	...	...	...	10.50	10.00		10.50	
MultiColor	LABL	.20	.4	12	71.95	29.96	297	44.46	+26.7
MustBio n	MBIO	...	...	...dd	11.99	2.18	57	4.31	+46.6
MutualFst	MFSF	.80f	2.7	14	40.00	24.28	11	30.00	+12.9
MySize n	**MYSZ**	**...**	**...**	**...dd**	**2.19**	**.65**	**574**	**.80**	+3.9
Mylan NV	MYL	...	...	9	44.18	26.04	2987	31.52	+15.0
MyndAn wt	MYNDW	...	...	...				.43	
MyndAnaly	MYND	...	...	...	4.08	.62	49	1.67	+128.1
MyoKard n	**MYOK**	**...**	**...**	**...dd**	**67.79**	**39.01**	**3144**	**42.00**	-14.0
MyriadG	MYGN	...	...	64	50.44	26.05	634	30.91	+6.3

- N -

Name	Ticker Symbol	Div	Yield	PE	52-week High	52-week Low	Vol 1000s	Last	YTD %Chg
:NBT Bcp	NBTB	1.04	2.8	15	41.88	30.36	151	37.61	+8.7
NCS Mltst n	NCSM	...	...	...	19.00	4.90	43	5.59	+9.8
NETgear	NTGR	...	...	49	78.30	33.25	839	35.34	-27.9
NF EngSv	BIMI	...	...	...	25.00	.86	47	6.20	-60.6
NI Hldg n	NODK	...	...	...	17.90	14.37	8	15.00	-4.6
▲NIC Inc	EGOV	.32	1.8	21	17.45	11.76	596	17.35	+39.0
NICE Ltd	NICE	.64	.6	37	119.83	86.34	363	116.26	+7.4
NII Hldg n	NIHD	...	...	...dd	8.51	.52	1028	4.31	-2.3
nLIGHT n	LASR	...	...	99	43.63	16.25	182	20.82	+17.1
NMI Hldg h	NMIH	...	...	15	24.50	13.35	335	22.79	+27.7
NN Inc	NNBR	.28	2.7	12	26.75	5.55	251	10.29	+53.4
NV5 Global	NVEE	...	...	26	96.70	40.01	38	76.09	+25.7
NVE Corp	NVEC	4.00	4.1	37	135.00	68.50	11	98.00	+11.9
NXP Semi	NXPI	1.00	1.1	13	125.93	67.62	3260	91.75	+25.2
Nabriva n	NBRV	...	...	...dd	6.40	1.12	292	2.03	+39.0
▼NakedBr h	**NAKD**	**...**	**...**	**...**	**.48**	**.40**	**1268**	**.36**	-11.8
NanoDim n	NNDM	...	...	...	3.47	.71	394	.84	-24.5
▲NanoString	NSTG	...	...	...dd	23.17	5.87	440	23.37	+57.6
NanoVib n	NAOV	...	...	...	5.00	2.81	1	3.40	-6.1
Nanomtr	NANO	...	...	20	48.26	24.74	150	29.84	+9.2
NantHlth h	NH	...	...	...	3.77	.48	60	.58	+7.0
NantKwst n	NK	...	...	...	5.09	.93	172	1.10	-5.2
Napco	NSSC	...	...	40	21.58	8.55	137	21.43	+36.1
Nasdaq	NDAQ	1.76	2.0	21	96.84	75.49	1293	87.16	+6.9
Natera n	NTRA	...	...	...dd	29.62	8.60	552	16.17	+15.8
Nathans s	NATH	1.00a	1.4	36	107.05	60.35	3	71.70	+7.9
NatlBnksh	NKSH	1.21e	3.2	17	49.75	33.65	12	37.86	+3.9
NatlBevrg	FIZZ	2.90e	...	21	127.32	70.57	164	73.60	+2.5
NatCineM	NCMI	.68	9.6	79	10.94	5.09	261	7.08	+9.3
NatlCmce n	NCOM	...	...	20	48.60	33.40	77	43.01	+19.5
NatEnrSv n	NESR	...	...	44	14.38	7.42	40	8.45	-2.4
NatEnSv wt	NESRW	...	...	...				.80	
NatGenHld	NGHC	.16	.6	17	28.89	18.35	206	25.09	+3.6
NatGnH pfA	NGHCP	1.88	8.8	...	25.89	18.05	9	21.30	+5.9
NatGnH pfB	NGHCO	1.88	9.2	...	25.85	16.75	50	20.28	+2.1
NatGnH pfC	NGHCN	1.88	9.4	...	25.84	16.66	72	20.06	+1.0
NatGnH 55	NGHCZ	1.91	7.9	...	26.00	21.50	9	24.09	+6.6
NatlHld wt	NHLDW	...	...	...				1.49	
NatlHld rs	NHLD	...	...	...	4.99	2.53	1	3.13	+15.9
NatInstrm	NATI	1.00f	2.2	47	53.57	38.78	456	45.34	-.1
NatResrch	NRC	.76a	1.9	78	42.85	26.35	15	39.60	+3.8
NSecGrp	**NSEC**	**.20**	**1.5**	**10**	**17.70**	**10.63**	**0**	**12.93**	-.6
NatlVis n	EYE	...	...	...cc	46.63	25.60	515	33.31	+18.2
NatWstnLf	NWLI	.36	.1	10	335.00	260.65	8	303.19	+.8
NaturlAlt	NAII	...	...	10	12.15	8.73	7	10.61	+7.9
NatHlTr n	NHTC	.64f	4.0	4	27.23	13.40	179	16.13	-12.8
NaturesSun	NATR	.40	4.8	...dd	12.15	6.12	7	8.34	+2.3
NatusMed	BABY	...	...	35	37.95	25.06	1036	26.77	-21.3
Nav43	JSM	1.50	7.2	...	23.99	15.23	10	20.77	+25.9
Navient	NAVI	.64	5.5	7	15.03	8.23	1206	11.62	+31.9
NavgGp s	NAVG	.28	.4	25	71.45	47.60	103	69.82	+.5
NaviosM n	NMCI	...	...	...	4.85	2.37	14	2.42	-14.5
NebulaAc n	NEBU	...	...	...cc	11.52	9.65		10.09	+3.5
NebulaA un	NEBUU	...	...	...	10.22	9.96		10.22	+1.6
NektarTh	NKTR	...	...	11	111.36	29.22	1066	42.62	+29.7
Nemaura n	NMRD	...	...	...	5.99	.80	45	1.06	+17.8
Neogen s	NEOG	...	...	49	97.38	52.10	216	62.57	+9.8
NeoGenom	NEO	...	...	...cc	19.04	7.18	924	17.43	+38.2
NeonTh n	NTGN	...	...	...dd	16.23	4.20	31	4.95	-1.6
Neonode rs	NEON	...	...	...	6.50	1.31	31	2.65	+59.6
NeosTher n	NEOS	...	...	...dd	9.68	1.40	289	2.30	+39.4
Neovas grs	NVCN	...	...	...	38.40	.43	628	.68	+13.4
NeptWln g	NEPT	...	...	8	5.14	2.27	844	3.40	+33.9
Net1UEPS	UEPS	...	...	...dd	11.00	2.78	533	3.98	-15.1
NetElem rs	NETE	...	...	...	14.38	3.75	102	6.10	+6.6
NetApp	**NTAP**	**1.60**	**2.5**	**27**	**88.08**	**52.00**	**10070**	**63.66**	+6.7
NetEase	NTES	1.67e	.7	24	329.00	184.60	323	241.14	+2.5
Netflix s	NFLX	...	...	...cc	423.21	231.23	9280	359.07	+34.2
NtScout	NTCT	...	...	...dd	31.78	21.58	301	27.31	+15.6
NetSolTch	NTWK	...	...	13	10.53	4.25	102	6.50	+5.7
NeuraIst h	**CUR**	**...**	**...**	**...**	**2.05**	**.25**	**312**	**.47**	+50.5
NeuM wt rs	NUROW	...	...	...				.06	
NeurMx rs	NURO	...	...	...	1.89	.60	33	.99	+30.3
Neurcrine	NBIX	...	...	...dd	126.98	64.72	765	84.55	+18.4
Neuronet n	STIM	...	...	...dd	39.39	13.26	208	17.43	-9.9
Neurotrpe h	NTRP	...	...	...	11.93	3.33	15	4.22	+18.2
NewAgeB n	NBEV	...	...	...	9.99	1.30	4173	6.60	+26.9
NewFort n	NFE	...	...	...	14.26	12.90	47	14.00	+7.1
NewLink	NLNK	...	...	...dd	8.38	1.28	215	1.48	-2.6
NYMtgTr	NYMT	.80	12.7	8	6.54	5.41	1371	6.30	+7.0
NYMtT pfB	NYMTP	1.94	8.2	...	24.85	20.02	4	23.68	+7.7
NYMtT pfC	NYMTO	1.97	8.4	...	24.97	20.52	5	23.45	+5.7
NYMtgT pfD	NYMTN	2.00	8.8	...	24.50	20.70	23	22.68	+3.5
NewatrTc n	NEWA	...	...	...	29.69	5.01	1	6.32	+12.9
NewellBr	NWL	.92	4.2	...dd	32.58	15.12	5838	21.69	+16.7
NewmrkGp	NMRK	.36	3.5	13	15.62	8.63	759	10.34	+19.5
NewsCpA	NWSA	.20	1.6	...dd	16.68	10.65	1654	12.50	+10.1
NewsCpB	NWS	.20	1.6	...	17.10	10.85	377	12.69	+9.9
NewtekBsn	NEWT	1.80e	9.2	...	24.24	15.59	67	19.65	+12.7
Newtek 22	NEWTZ	1.88	7.3	...	26.19	25.20	0	25.70	+1.2
Newtek23 n	NEWTI	1.56	6.1	...	26.00	24.50	1	25.50	+2.0
Nexeo Sol	NXEO	...	...	...	12.64	7.93	262	10.16	+18.3
Nexeo wt	NXEOW	...	...	...				.71	
Nexeo un	NXEOU	...	...	...	13.90	8.00		10.50	+15.1
NexstarM	NXST	1.80f	2.1	7	89.75	60.30	580	87.35	+11.1
NextDec n	NEXT	...	...	...	7.53	3.15	88	3.27	-39.4
NxtGenHl	NXGN	.70	3.8	30	23.73	12.24	296	18.49	+22.0
NichFncl h	NICK	...	...	42	12.50	8.36	10	10.16	-2.3
NicoletBc n	NCBS	...	...	18	58.60	46.02	10	56.17	+15.1
NightstTh n	NITE	...	...	...	29.55	9.59	13	14.74	+28.0
NiuTech n	NIU	...	...	...	10.20	6.04	43	7.43	+6.1
Noodles	NDLS	...	...	...dd	13.50	5.35	252	7.56	+8.2
Nordson	NDSN	1.40	1.0	13	146.84	110.16	557	138.20	+15.8
NorSys	NSYS	...	...	31	8.08	2.77	23	4.92	+38.6
NorestB	NBN	.04	.2	11	24.50	15.54	12	19.70	+17.8
NthnTech	NTIC	.48	1.6	12	41.90	21.41	9	29.30	-1.0
NorTrst	NTRS	2.40f	2.6	16	115.61	75.96	867	91.28	+9.2
NthnTr pfC	NTRSP	1.46	5.6	...	27.78	24.31	16	25.98	+4.7
NorthfldBc	NFBK	.40	2.8	18	17.33	12.76	125	14.44	+6.6
Nthrim	NRIM	1.08	2.9	16	45.40	29.66	8	37.11	+12.9
NwstBcsh	NWBI	.72f	4.0	18	18.56	15.50	616	17.99	+6.2
NwstPipe	NWPX	...	...	...dd	25.56	16.52	40	23.98	+3.0
NorwdFn s	NWFL	.96f	3.1	20	40.58	28.08	12	30.79	-6.7
NovaLfstyl	**NVFY**	**...**	**...**	**...**	**2.63**	**.41**	**11**	**.77**	+67.4
NovaMeas	NVMI	...	...	13	32.00	20.83	189	24.62	+8.1
Novan h	NOVN	...	...	...	3.49	.65	5	1.22	+47.0
Novanta	NOVT	...	...	...	78.85	49.60	113	73.31	+16.4
Novavax	NVAX	...	...	...dd	2.75	1.15	7482	2.20	+19.6
Novelion rs	NVLN	...	...	...dd	5.32	.70	505	1.36	+61.9
NovoCure n	NVCR	...	...	...dd	53.70	19.20	518	52.55	+57.0
NovumeS hn	NVMM	...	...	...	4.10	.43	152	.77	+18.5
NovusTher rs	NVUS	...	...	...dd	8.61	1.52	23	4.20	+162.5
NuCana n	NCNA	...	...	...cc	32.00	10.37	25	11.31	-22.0
NuVasive	NUVA	...	...	49	72.41	43.51	1362	58.50	+18.0
NuanceCm	NUAN	...	...	...dd	18.17	12.18	1535	16.54	+25.0
Nutanix n	NTNX	...	...	...	64.87	31.60	1049	53.76	+29.3
NutriSyst	NTRI	1.00	2.3	24	45.25	26.06	271	43.19	-1.6
Nuvectra	NVTR	...	...	...	25.17	8.53	201	13.94	-14.7
NvNq100Dy	QQQX	1.68	7.6	...q	28.19	18.42	44	22.14	+10.7
Nvidia	NVDA	.64	.4	26	292.76	124.46	19411	154.53	+15.8
NxStageMd	NXTM	...	...	...dd	29.34	22.87	382	29.17	+1.9
Nxt-ID wt	NXTDW	...	...	...				.39	
Nxt-ID rs	NXTD	...	...	...	3.34	.53	200	1.17	+72.1
NymoxPh	NYMX	...	...	...dd	4.60	1.25	112	2.47	+88.5

- O -

Name	Ticker Symbol	Div	Yield	PE	52-week High	52-week Low	Vol 1000s	Last	YTD %Chg
:O2Micro	OIIM	...	...	...	2.40	1.30	2	1.61	+6.6
OFS Cap	OFS	1.36a	11.7	9	12.75	9.53	57	11.59	+9.3
OFS C25 n	OFSSL	1.59	6.4	...	26.00	22.38	9	24.96	+2.9
OFS 25 n	OFSSZ	1.63	6.5	...	25.01	23.47		24.95	+3.9
OFS Cred n	OCCI	2.00	11.8	...	19.00	13.75	9	16.89	+10.7
OHA Inv	OHAI	.08	6.8	6	1.65	.85	10	1.17	+15.8
OP Bancp n	OPBK	...	...	...	14.10	8.07	16	9.19	+3.6
▲OReillyAu	ORLY	...	...	25	379.91	217.64	622	383.05	+11.2
OSI Sys	OSIS	...	...	78	90.34	57.81	171	87.45	+19.3
OakVlyBcp	OVLY	.27e	1.5	12	25.65	16.39	4	17.55	-4.1
OaktrSpL	OCSL	.38	7.2	...dd	5.29	4.08	584	5.26	+24.3
OaktrSp28	OCSLL	1.53	6.2	...	25.20	21.56	2	24.75	+5.1
OaktStInco	OCSI	.62	7.3	11	8.87	7.51	42	8.54	+10.2
OasmiaPh n	OASM	.02p	...	...	5.70	1.20	1	2.37	-21.7
ObalonT n	**OBLN**	**...**	**...**	**...dd**	**4.60**	**1.46**	**74**	**2.03**	-1.9
ObsEva n	OBSV	...	...	...	20.35	9.63	37	11.97	-5.5
OceanBio	OBCI	.05e	...	...	4.78	3.05	3	3.72	+13.4
OceanPw h	**OPTT**	**...**	**...**	**...dd**	**1.52**	**.28**	**977**	**.29**	-14.7
OceanFst	OCFC	.68	2.7	15	30.90	21.30	133	25.20	+12.0
OconeeFed	OFED	.40	1.6	...	30.27	22.26	2	25.32	+1.7
OcularTher	OCUL	...	...	...dd	8.28	3.46	194	3.67	-7.8
OdonateT n	ODT	...	...	...	32.00	11.54	7	16.64	+18.2
OdysMr rsh	OMEX	...	...	...dd	13.75	3.16	15	5.51	+65.5
OfficeDpt	ODP	.10	3.0	10	3.63	2.00	7898	3.33	+29.1
OhioValB	OVBC	.84	2.3	24	56.15	26.45	6	37.25	+5.3
OhrPhr hrs	OHRP	...	...	...	6.60	1.58	71	2.13	+23.8
▲Okta n	OKTA	...	...	...dd	85.25	29.20	1533	85.20	+33.5
OldDomFrt	ODFL	.68f	.5	27	170.22	115.00	537	144.87	+17.3
OldLnBc	OLBK	.40	1.5	14	35.72	24.51	26	26.78	+1.7
OldNBcp	ONB	.52	3.0	21	20.95	14.45	1033	17.11	+11.1
OldPoint	OPOF	.44	1.9	23	29.90	19.00	4	23.20	+6.3
OldSecBc	OSBC	.04	.3	15	16.30	11.32	54	13.96	+7.4
OlScCTrl pf	OSBCP	.78	7.3	...	10.68	10.18	1	10.62	+2.8
Ollies n	OLLI	...	...	37	97.61	53.95	535	87.14	+31.0
OlympStl	ZEUS	.08	.4	6	25.84	13.72	72	19.82	+38.9
OmegaFlex	OFLX	.96	1.5	20	95.00	51.02	9	65.88	+21.8
Omeros	**OMER**	**...**	**...**	**...dd**	**27.00**	**8.36**	**1871**	**14.35**	+28.8
▲Omnicell	OMCL	...	...	79	80.35	40.35	459	80.50	+31.5
OnSmcnd	ON	...	...	11	27.10	14.55	4495	22.91	+38.8
OnTrack	OTIV	...	...	...	1.40	.55	51	.82	+39.0
OncoMed	OMED	...	...	...dd	3.62	.55	137	.77	+3.1
OncolBio n	ONCY	...	...	...dd	7.40	1.64	66	2.00	+10.5
Onconov wt	ONTXW	...	...	...				.80	
Onconva rs	ONTX	...	...	...	20.85	1.69	42	3.20	+51.7
OncoSec rs	**ONCS**	**...**	**...**	**...dd**	**2.21**	**.54**	**506**	**.62**	-3.1

Continued on **next page**

Continued from **previous page**

Nasdaq

Name	Ticker Symbol	Div	Yield	PE	52-week High	52-week Low	Vol 1000s	Last	YTD %Chg
OneGpHosp	STKS	...	...	...dd	3.68	1.87	7	3.01	-2.0
OneHorz rs	OHGI	...	...	...dd	1.54	.07	994	.13	+40.0
180 DgrCap	TURN	...	...	...	2.50	1.68	25	1.90	+8.5
OneStopS n	**OSS**	...	...	...dd	6.25	1.81	3	2.63	+35.6
1800Flowrs	FLWS	...	...	14	17.54	10.01	266	16.73	+36.8
OneSpan	OSPN	...	...	84	23.35	11.41	127	15.89	+22.7
OpenText s	OTEX	.61	1.6	23	40.02	30.99	753	37.41	+14.8
OperaLtd n	OPRA	...	...	71	15.62	5.31	32	8.19	+47.3
OpesAcq n	OPES	...	...	...dd	10.11	9.30	15	10.10	+1.7
OpesAcq un	OPESU	...	...	...	10.32	9.11	0	10.29	+.2
OpGn wt rs	OPGNW	...	...	...				.82	
OpGen n rs	OPGN	...	...	...	2.90	.76	285	1.44	+10.8
Ophthotech	OPHT	...	...	...dd	4.50	1.02	130	1.43	+19.2
OpiantPh n	OPNT	...	...	...	32.28	12.02	6	14.50	+.3
OpkoHlth	OPK	...	...	...dd	6.40	2.34	3788	2.79	-7.3
OptiNose n	OPTN	...	...	...dd	30.00	5.66	84	7.15	+15.3
▲Optibase	OBAS	...	...	...dd	10.10	7.50	4	9.70	+11.8
OptCable	**OCC**	.08	2.1	...	6.40	2.30	29	3.80	-.3
OptimBk h	OPHC	...	...	...	7.18	2.15	9	4.12	+37.3
OpusBank	OPB	.44	2.0	14	30.95	17.79	158	21.68	+10.7
OramedPh	ORMP	...	...	...dd	8.59	2.78	4	3.24	+8.0
OraSure	OSUR	...	...	16	18.71	9.15	505	11.54	-1.2
Orbcomm	ORBC	...	...	...dd	11.25	7.62	484	8.85	+7.1
Orbotch	ORBK	...	...	23	65.75	47.06	470	62.66	+10.8
OrchTher n	ORTX	...	...	...	19.24	8.65	11	14.40	-8.5
▼OrganognH	ORGO	...	...	...	310.90	8.15	24	8.00	-21.2
Organovo	ONVO	...	...	...dd	2.09	.90	485	1.06	+10.8
Orgenesis n	ORGS	...	...	...	16.80	3.87	48	4.81	+2.8
OrignAg rs	SEED	...	...	...	15.20	4.75	6	6.40	+23.8
OrigBcp n	OBNK	.13	.4	67	42.31	27.41	31	34.86	+2.3
OrigoAc un	CNLMU	...	...	...				11.01	
OrionEng h	OESX	...	...	...dd	1.25	.53	277	.89	+55.9
Oritani	ORIT	1.00a	5.8	12	17.29	14.07	196	17.15	+16.3
OrrstownF	ORRF	.60f	3.0	16	27.05	17.30	10	20.32	+11.6
OrthoPed n	KIDS	...	...	...	39.81	14.00	21	35.72	+2.4
▲OrthoMed	OFIX	...	...	85	63.57	47.79	128	63.70	+21.4
OsirisTher n	OSIR	...	...	...cc	15.85	7.30	45	15.22	+12.7
Osmotica n	OSMT	...	...	...	9.90	6.21	7	7.65	-1.3
OssenInn rs	OSN	...	...	...	3.97	1.06	1	1.80	+33.3
Otelco	OTEL	...	...	8	17.75	12.10	1	16.53	+2.2
Otonomy	OTIC	...	...	...dd	6.45	1.50	37	2.02	+9.2
OttawaBc n	OTTW	.20	1.5	52	14.30	12.75	1	13.53	+1.5
OtterTail	OTTR	1.40f	2.9	23	51.88	39.65	62	49.11	-1.1
▲OutlookTh	**OTLK**	...	...	...	1.24	.53	2335	1.28	+98.1
OutlookT wt	OTLKW	...	...	...				.03	
Overstk	OSTK	...	...	...dd	68.90	12.33	3721	19.17	+41.2
▼Ovid Th n	**OVID**	...	...	...dd	11.45	2.34	51	2.30	-5.0
Oxbridge	**OXBR**	.48	34.3	11	3.00	.51	50	1.40	+122.2
Oxbrdge wt	OXBRW	...	...	...				.15	
OxfordImm	OXFD	...	...	...dd	19.19	10.00	67	15.42	+20.7
OxfordLn	OXLC	1.62	16.0	...	11.74	7.35	650	10.10	+4.1
Oxford 23pf	OXLCO	1.88	7.4	...	25.60	23.98	4	25.36	+1.0
OxfrLn24 pf	OXLCM	1.69	6.7	...	25.93	24.02	3	25.30	+.4
OxfSqCap	OXSQ	.80	11.9	5	7.52	5.45	107	6.73	+4.0
OxfSqC24 n	OXSQL	1.63	6.6	...	25.77	25.31		24.54	

P-Q

Name	Ticker Symbol	Div	Yield	PE	52-week High	52-week Low	Vol 1000s	Last	YTD %Chg
:P&F Inds	PFIN	.20	2.5	...	8.88	6.03	20	8.00	+3.5
PAM	PTSI	...	...	45	70.00	31.81	3	50.89	+29.1
PB Bncp	PBBI	.28f	2.5	53	12.20	10.25	12	11.20	+3.7
PC Cnnctn	CNXN	.32e	...	10	43.05	23.07	78	40.23	+35.3
PC-Tel	PCTI	.22	4.2	...	7.60	3.88	37	5.28	+23.1
▲PCM Inc	PCMI	...	...	24	32.32	6.90	252	32.78	+86.1
PCSB Fn n	PCSB	.12	.6	52	22.34	18.16	21	20.18	+3.2
PDC Engy	PDCE	...	...	...dd	66.20	26.59	1326	36.53	+22.7
PDF Sol	PDFS	...	...	97	13.98	7.56	365	10.71	+27.0
PDL Bio	PDLI	.20	6.2	...dd	3.31	2.25	1249	3.23	+11.4
PDL Cmt n	PDLB	...	...	...	16.23	12.42	13	12.92	+1.4
PHI vtg	**PHII**	...	...	...dd	13.95	2.25	21	3.84	+70.7
PHI nv	PHIIK	.20	6.5	...dd	13.39	1.69	331	3.10	+67.6
PICO Hld s	PICO	5.00e	...	...dd	12.85	8.85	40	10.51	+15.0
PLX Phr rs	PLXP	...	...	...	6.90	1.00	10	5.15	+236.6
PRA Grp	PRAA	...	...	56	43.75	22.62	339	31.45	+29.1
PRA Hlth	PRAH	...	...	...cc	121.98	79.20	322	112.09	+21.9
PRGX Glbl	PRGX	...	...	...dd	10.30	7.23	37	9.25	-2.3
PTC Inc	PTC	...	...	...cc	107.44	67.29	1907	90.99	+9.8
PTC Thera	PTCT	...	...	...dd	52.95	22.67	482	29.05	-15.4
PacWstBc	PACW	2.40	6.0	11	55.86	31.16	921	40.28	+21.0
Paccar	PCAR	1.28f	1.9	11	72.89	53.43	1579	66.87	+17.0
PacBiosci	PACB	...	...	...dd	7.84	2.02	952	7.08	-4.3
PacCityF n	PCB	.20f	1.2	...	20.95	13.36	7	16.51	+5.5
PacEthanol	**PEIX**	...	...	...dd	4.50	.76	261	1.12	+30.1
PacMerc	PMBC	...	...	19	10.45	6.80	14	8.73	+22.1
PacPreBc	PPBI	.15p	...	15	46.05	23.01	213	29.74	+16.5
PaciraPhm	PCRX	...	...	...dd	55.00	26.95	949	39.68	-7.8
PainThr rs	**PTIE**	...	...	...dd	10.87	.76	243	1.10	+29.4
PanASlv	PAAS	.14	1.0	28	18.75	12.12	919	14.35	-1.7
PangaeaL	PANL	...	...	1	3.90	2.13	9	3.33	+9.9
PapaJohns	PZZA	.90	2.1	30	64.18	38.05	398	43.51	+9.3
PapaMurph	FRSH	...	...	11	5.75	4.28	127	5.31	+11.8
ParatekPh	PRTK	...	...	...dd	15.45	4.50	129	7.18	+40.0
ParingaR n	PNRL	...	...	...	10.38	4.70		5.15	-32.2
ParkCity	PCYG	...	...	48	11.75	5.64	35	8.64	+44.7
ParkOh	PKOH	.50	1.5	16	43.95	28.01	13	33.19	+8.1
ParkeBcp	PKBK	.56	2.7	13	24.80	16.71	4	21.07	+12.6
PrtnrCm	PTNR	...	...	13	5.60	3.23	1	4.79	+1.5
PathfdBcp	PBHC	.24	1.7	21	16.64	13.45	0	14.25	-9.0
PatrkInd s	**PATK**	...	...	15	69.85	27.32	760	45.11	+52.3
PatrNBc rs	PNBK	.04	.3	21	25.50	13.80	0	14.90	+4.6
PatriotTr n	PATI	...	...	18	23.80	18.00	1	18.55	-5.9
PatternEn	PEGI	1.69	8.1	14	21.54	16.58	884	20.90	+12.2
Patterson	PDCO	1.04	4.5	11	34.19	18.94	933	23.13	+17.7
PattUTI	PTEN	.16	1.2	...dd	23.99	9.49	3064	13.77	+33.0
Pavmed n	PAVM	...	...	...dd	1.84	.86	86	.98	+1.9
Pavmed wt	PAVMW	...	...	...				.42	
Paychex	PAYX	2.24	3.0	29	76.02	59.36	1507	75.17	+15.4
Paylocity	PCTY	...	...	...cc	88.47	42.43	327	83.82	+39.2
PayData rs	**PYDS**	...	...	...dd	3.82	1.38	130	3.06	+84.3
PayPal n	PYPL	...	...	61	96.04	70.22	6562	94.42	+12.3
pdvWirelss	PDVW	...	...	...dd	47.87	22.50	28	42.08	+12.5
PeakRsts	SKIS	.28	6.1	...dd	5.55	4.41	4	4.57	-2.4
PeapkGl	PGC	.20	.7	12	36.88	23.96	110	28.28	+12.3
Pegasyst	PEGA	.12	.2	...cc	67.95	43.21	622	57.18	+19.5
PnnNtGm	PENN	...	...	28	36.90	17.30	1198	24.48	+30.0
PennVa n	PVAC	...	...	...	96.13	32.49	146	55.08	+1.9
PennantPk	PNNT	.72	10.2	6	7.84	6.21	226	7.05	+10.7
PenPkFR	PFLT	1.14	8.7	8	14.12	11.05	63	13.14	+13.6
PennsWd	PWOD	1.88	4.7	15	47.00	34.84	9	40.21	-.1
PensarAc n	WRLS	...	...	...dd	10.23	7.75	1	10.21	+.8
PensareAc wt	WRLSW	...	...	...				.51	
PensrAc rt	WRLSR	...	...	...	.55	.18	45	.32	+10.3
PensarA un	WRLSU	...	...	...	11.48	9.74		10.60	+.5
PeopUtdF	PBCT	.70	4.1	13	20.26	13.66	2745	16.95	+17.5
PeopUtd pf	PBCTP	1.41	5.8	...	27.04	20.44	78	24.18	+8.9
PeBcOH	PEBO	1.20	3.6	16	39.58	28.35	26	32.90	+9.3
PeopBNC	PEBK	.52	1.9	13	33.49	20.03	11	27.94	+14.2
PeopFSvc	PFIS	1.36f	3.2	16	52.00	39.01	4	42.65	-3.2
PeopUtah n	PUB	.44	1.5	26	38.70	27.78	17	28.71	-4.8
PepperFd n	KPFS	...	...	...	8.85	4.50	1	5.06	-9.1
PepsiCo	PEP	3.71	3.3	32	122.00	95.94	6349	112.59	+1.9
Percptr	PRCP	.15	1.9	20	12.25	6.75	3	7.75	-4.9
Perficient	PRFT	...	...	48	31.09	18.46	169	26.61	+19.5
Performnt	PFMT	...	...	...dd	3.39	1.25	14	2.19	-2.7
PerionNwk rs	PERI	...	...	...	4.05	2.13	125	3.11	+19.6
PermaFix	**PESI**	...	...	...	5.15	1.90	30	2.92	+24.3
PermaPip	PPIH	...	...	...dd	10.43	8.32	11	8.64	-1.3
Pernix hrs	**PTX**	...	...	...dd	3.30	.27	1419	1.61	+283.3
PershGld rs	**PGLC**	...	...	...	2.41	.80	33	1.15	+8.5
PetIQ n	PETQ	...	...	...	43.93	17.56	155	29.16	+24.2
PetMed	PETS	1.08	4.6	12	48.32	20.25	345	23.32	+.3
PFSweb	PFSW	...	...	...dd	11.86	4.84	30	6.12	+19.3
PhaseBio n	PHAS	...	...	...dd	6.00	2.55	5	3.00	-2.9
▼PhibroAH	PAHC	.48	1.6	18	54.62	28.78	183	29.46	-8.4
Phio P wt rs	PHIOW	...	...	...				.83	
Phio Ph rs	PHIO	...	...	...	6.76	.27	599	.37	+11.5
▲PhotrIn	PLAB	...	...	1	11.34	7.40	899	11.42	+18.0
PiedmLithn	PLL	...	...	...	17.98	6.15	2	7.35	-12.1
PierisPhm	PIRS	...	...	...	9.75	2.39	321	2.99	+12.4
PilgrimsP	PPC	...	...	9	27.37	14.83	2749	19.49	+25.7
Pinduodou n	PDD	...	...	...	31.18	16.53	3725	27.03	+20.5
PingtanM	PME	.04	1.8	14	4.20	1.71	71	2.19	-14.1
PinnaclFn	PNFP	.64	1.1	12	68.85	43.23	654	56.84	+23.3
PintecTc n	PT	...	...	...	15.10	9.34	6	10.98	+4.8
PioneerPw	PPSI	...	...	20	7.95	4.40	8	5.85	+11.4
Pixelwrks	PXLW	...	...	...	5.75	2.60	172	3.80	+31.0
PlatEag n	EAGL	...	...	...cc	11.82	9.60	898	10.19	+1.1
PlatEag un	EAGLU	...	...	...	11.00	8.00		10.60	+.1
PlayaHot n	PLYA	...	...	...dd	11.48	5.98	216	7.54	+4.9
Plexus	PLXS	...	...	14	66.49	47.63	195	57.88	+13.3
PlugPowr h	**PLUG**	...	...	...dd	2.27	.99	9405	1.67	+34.7
PlumasBc	PLBC	.36	1.5	9	29.45	20.51	2	24.51	+7.9
Plurlsght n	PS	...	...	...	38.37	17.88	2681	31.19	+32.4
PluristemT	PSTI	...	...	...dd	1.60	.66	134	1.01	+27.5
PointrTel h	PNTR	...	...	18	17.50	10.25	1	13.36	+10.0
PointsInt g	PCOM	...	...	23	18.48	8.30	50	10.74	+7.8
PolarPwr n	POLA	...	...	...	6.85	4.01	50	4.87	+.8
Polarity rs	PTE	...	...	...dd	41.22	11.54	188	15.39	+14.1
Pool Corp	POOL	1.80f	1.2	28	175.87	127.55	762	150.51	+1.3
PopeRes	POPE	4.00f	5.7	23	73.50	62.50	3	70.00	+6.9
Popular	BPOP	1.00	1.8	19	58.55	39.02	373	54.69	+15.8
Popular pf	BPOPN	1.68	6.3	...	26.80	23.90	6	26.48	+3.6
PopCpII pf	BPOPM	1.53	6.1	...	25.40	21.77	10	25.19	+4.1
PortolaPh	PTLA	...	...	...dd	50.20	14.81	1355	29.81	+52.7
Potbelly	PBPB	...	...	...dd	14.15	7.71	131	8.26	+2.6
PotltchDel	PCH	1.60	4.6	16	54.90	28.07	376	35.01	+10.7
PowellInds	POWL	1.04	3.2	...dd	41.42	22.55	29	32.47	+29.8
PwrInteg	POWI	.68f	1.0	30	80.50	47.35	265	70.28	+15.3
PS VarRate	VRIG	.74	3.0	...	25.29	25.06		25.08	
PranBio rs	PRAN	...	...	...	3.01	1.09	4	1.56	+21.9
Precipio n	**PRPO**	...	...	...	1.75	.15	9809	.20	+31.8
PrecTh h	AIPT	...	...	...dd	1.58	.60	43	.96	+55.1
PfdBkLA	PFBC	1.20	2.4	...	69.48	39.87	99	49.58	+14.4
PrefrmdLn	PLPC	.80	1.4	19	96.83	49.40	5	58.60	+8.0
PremFin s	PFBI	.60	3.8	10	26.05	14.07	16	15.93	+6.8
Premier	PINC	...	...	17	47.22	28.81	678	37.22	-.3
Presbia h	**LENS**	...	...	...	5.50	.28	17	.52	+73.0
Presidio n	PSDO	.16	1.0	...	17.81	11.97	995	15.96	+22.3
PriceTR	TROW	3.04f	3.1	18	127.43	84.59	1403	97.34	+5.4
PrSmrt	PSMT	.70	1.2	28	94.45	55.53	91	60.33	+2.1
PrmEgy	PNRG	...	...	...dd	129.99	47.10	0	115.00	+64.2
PrimoWtr	PRMW	...	...	...dd	20.72	11.16	88	13.74	-1.9
Primoris	PRIM	.24	1.1	15	28.90	17.82	118	21.16	+10.6
PrinPrice	PSET	.41e	1.2	...	35.55	30.50	4	34.62	+11.5
PrinShHld	PY	.65e	2.1	...	34.08	27.03	8	31.40	+13.5
PrinHlIn ef	BTEC	...	...	...	39.21	25.02	13	33.21	+20.3
PrinMill ef	GENY	.24e	.7	...	39.30	29.83	1	34.88	+11.9
Prin US SC	PSC	.36e	1.1	...	36.86	26.04	0	31.48	+13.3
PrinIntM n	PXUS	2.42e	2.7	...	101.68	88.47		90.70	-8.3
PrinFncl	PFG	2.16	4.4	10	64.87	40.42	1303	48.85	+10.6
PrinBio n	PRNB	...	...	...	36.00	22.00	15	29.24	+6.8
PriorityTc	PRTH	...	...	...dd	12.99	6.00	7	6.48	-19.0
PriorTc wt	PRTHW	...	...	...				.47	
PriorTc un	PRTHU	...	...	...	13.32	7.21		7.80	-2.5
ProDex	PDEX	...	...	29	16.15	6.05	30	15.32	+26.8
ProPhaseL	PRPH	1.25e	...	...dd	5.29	1.83	2	3.04	-3.5
ProQRTher	PRQR	...	...	...dd	24.00	2.80	103	14.20	-10.0
PrUltBio s	BIB	...	...	...q	70.82	36.05	49	54.38	+29.2
PrUltPQ s	TQQQ	...	...	...q	73.36	30.32	19106	49.44	+33.5
ProDvrs h rs	IPDN	...	...	...	4.90	.73	2	1.08	+8.0
ProfirEng	PFIE	...	...	1	5.30	1.36	66	1.73	+19.3
PrognicsPh	PGNX	...	...	...dd	9.42	3.62	819	4.74	+12.9
ProgrsSoft	PRGS	.62	1.7	27	49.75	30.23	336	36.77	+3.6
Proofpoint	PFPT	...	...	...dd	130.27	75.92	555	120.83	+44.2
PShtQQQ rs	SQQQ	.07p	...	...q	21.37	10.83	30004	11.86	-29.2
ProS Ris n	EQRR	.81e	1.9	...	52.12	33.98	3	42.58	+14.4
PrUlNBio rs	UBIO	...	...	...	45.28	15.76	27	28.74	+43.7
ProUShBio	BIS	.02p	...	...q	27.62	15.38	29	17.49	-24.3
ProspctCap	PSEC	.72	11.1	7	7.60	5.70	1676	6.46	+2.4
ProtagTh n	PTGX	...	...	...dd	23.97	5.49	57	7.42	+10.3
ProtctInsA	PTVCA	1.12	5.1	50	24.86	15.50	1	22.05	+29.7
PrtctInsB	PTVCB	1.12	4.9	52	25.70	15.81	25	22.81	+37.0
ProteonTh	PRTO	...	...	...dd	3.10	1.50	105	2.97	+30.8
Proteos n	**PTI**	...	...	10	10.38	1.71	1568	4.14	+27.8
Prothena	PRTA	...	...	...dd	44.75	8.63	306	12.75	+23.8
Provent n	**PRVB**	...	...	...dd	8.00	1.52	27	2.22	+25.4
ProvidSv	PRSC	...	...	18	83.90	54.02	88	71.95	+19.9
ProvidBc n	PVBC	...	...	...	30.80	19.81	5	22.76	+5.0
ProvFnH	PROV	.56	2.9	20	19.78	14.67	7	19.36	+24.9
PrudntlBcp	PBIP	.20a	1.1	89	19.87	13.92	3	17.81	+1.2
PsychmCp	PMD	.72	3.8	18	22.31	13.94	20	18.91	+19.2
▼PuhuiWl n	**PHCF**	...	...	...	6.30	4.33	101	3.44	-42.7
Pulmatr rs	**PULM**	...	...	...	17.00	.72	4457	1.06	-56.0
PulseBio n	PLSE	...	...	...dd	22.50	8.60	78	18.13	+58.2
PumaBiotc	PBYI	...	...	...dd	83.15	17.60	469	27.13	+33.3
PureAcq n	PACQ	...	...	...	9.99	9.59	57	9.96	+1.2
PureAcq un	PACQU	...	...	...	11.37	10.08		10.55	+.5
PureCycle	PCYO	...	...	...	11.74	7.75	78	10.01	+.8
PurplInv n	PRPL	...	...	...dd	13.90	4.45	3	5.75	-2.4
PyxisTnkr	PXS	...	...	35	3.70	.64	66	1.05	+5.3
QAD Inc B	QADB	.24	.8	...dd	49.40	27.00		30.99	+5.0
QAD A	QADA	.29	.7	...dd	61.80	38.39	25	42.47	+8.0
QCR Hld	QCRH	.24	.7	13	49.60	30.15	25	34.68	+8.1
QIWI plc	QIWI	.84e	5.8	14	20.05	11.61	240	14.45	+2.2
Qorvo	QRVO	...	...	40	86.84	54.74	1671	64.67	+6.5
Qualcom	QCOM	2.48	4.8	...dd	76.50	48.56	17893	51.57	-9.4
Qualstar rs	QBAK	...	...	...	13.50	4.51	10	6.66	+26.9
Qualys	QLYS	...	...	59	98.30	59.75	1128	81.26	+8.7
Quantenn n	QTNA	...	...	...	19.41	12.22	361	17.61	+22.7
Quanterx n	QTRX	...	...	...dd	23.99	13.00	21	22.13	+20.9
Quartrhill g	QTRH	.05	...	...dd	1.76	.86	30	.98	-.5
QuestRes rs	QRHC	...	...	...dd	3.10	1.26	8	1.50	+10.3
QuickLog h	**QUIK**	...	...	...dd	2.17	.56	1280	.90	+22.6
Quidel	**QDEL**	...	...	71	77.63	41.97	423	64.30	+31.7
QuinStreet	QNST	...	...	12	20.02	9.76	1561	14.06	-13.4
Qumu Cp	QUMU	...	...	...dd	3.15	1.42	2	2.15	+13.2
▲Quotinet	**QTNT**	...	...	...	9.99	3.40	555	10.03	+63.9
QuratRet A	QRTEA	...	...	20	29.11	18.04	1941	21.92	+12.3
QuratRet B	QRTEB	...	...	23	28.90	18.47	0	21.98	+19.0
Qutoutiao n	QTT	...	...	...	20.39	4.00	1097	12.40	+95.3

- R -

Name	Ticker Symbol	Div	Yield	PE	52-week High	52-week Low	Vol 1000s	Last	YTD %Chg
:R1 RCM n	RCM	...	...	...	11.00	4.58	838	9.31	+17.1
RBB Bcp n	RBB	.40f	2.0	...	33.62	17.03	33	19.89	+13.2
RBC Bear	ROLL	...	...	35	169.84	111.61	94	134.87	+2.9
RCI Hosp	**RICK**	.12	.5	6	34.84	18.50	108	23.85	+6.8
RCM	**RCMT**	1.00e	...	6	6.55	2.54	6	4.65	+50.0
RF Inds	RFIL	.08	1.1	6	12.75	3.05	22	7.19	-1.0
RGC Res s	RGCO	.66	2.4	30	31.33	23.00	7	27.35	-8.7
RMG Net h	RMGN	...	...	...dd	1.80	.81		1.29	
RMR Gp h	RMR	1.40	2.0	12	98.00	51.80	30	70.31	+32.5
RMR RE	RIF	1.32	7.3	...q				18.11	
RTI Surg	RTIX	...	...	...dd	5.10	3.51	63	4.65	+25.7
RaPhrm n	RARX	...	...	...dd	23.90	4.78	139	20.33	+11.7
RadNet	RDNT	...	...	74	16.54	9.75	191	13.99	+37.6
RadaElc rs	RADA	...	...	...dd	3.20	1.86	51	2.64	+2.3
Radcom	RDCM	...	...	23	21.80	6.96	55	7.70	+3.8
RadiusHlth	**RDUS**	...	...	...dd	40.97	12.81	975	17.68	+7.2
Radware	RDWR	...	...	...cc	28.50	20.12	208	24.39	+7.4
RamacoRs n	METC	...	...	...	8.94	4.35	17	6.00	+21.2
Rambus	RMBS	...	...	...dd	14.30	7.17	637	10.10	+31.7
RandCap	RAND	...	...	4	3.60	2.05	1	2.97	+18.6
RandBcp n	RNDB	...	...	...dd	17.45	13.16	2	15.00	+6.0
▲Rapid7 n	RPD	...	...	...dd	46.56	21.33	555	47.06	+51.0
RaveRest	RAVE	...	...	6	1.74	.64	5	1.11	+26.4
RavenInds	RAVN	.52	1.3	1	49.80	31.45	97	38.64	+6.8
ReadIntlA	RDI	...	...	12	17.50	13.91	45	16.20	+11.4
ReadgIntB	RDIB	...	...	19	34.64	20.10		25.25	-8.2
RealGSol h	**RGSE**	...	...	...dd	1.64	.30	3512	.44	-16.4
RealNetwk	RNWK	...	...	...dd	3.91	1.80	12	2.92	+26.4
Rl NxtEc n	BLCN	...	...	...	24.37	18.50	4	21.88	+12.8
RealitCh n	BCNA	...	...	...	24.47	17.68	1	20.07	+10.9
RealmTh n	RLM	...	...	...	13.00	1.35	0	2.29	+23.8
RealPage	RP	...	...	76	66.25	42.90	630	58.82	+22.1
ReataPh n	RETA	...	...	...dd	99.50	19.31	133	86.11	+53.5
ReconTc h	RCON	...	...	...dd	1.90	.63	70	1.03	+46.7
RecroPhm	REPH	...	...	...	13.05	4.78	72	8.55	+20.4
RedRobin	RRGB	...	...	20	67.10	25.46	162	33.29	+24.6
RedRkRs n	RRR	.40	1.5	...	36.99	18.78	1119	27.24	+34.1
RedViolt n	RDVT	...	...	...dd	46.40	4.35	14	7.53	+11.7
Redfin n	RDFN	...	...	...	26.01	13.50	1372	18.33	+27.3
RedhillBio	RDHL	...	...	...	11.49	4.40	34	8.40	+51.4
Reebonz	**RBZ**	...	...	...dd	10.44	1.19	17885	1.70	-18.5
Reebonz wt	RBZAW	...	...	...				.90	
RgcyCtrs	REG	2.34f	3.6	23	66.86	54.87	1010	65.76	+12.1
Regenrn	REGN	...	...	19	431.32	281.89	350	414.97	+11.1
RegnxBio n	RGNX	...	...	31	85.10	25.75	423	46.47	+10.8
Regulus hrs	RGLS	...	...	...	15.60	.80	428	.99	+6.3
ReliantBcp	RBNC	.36f	1.6	23	30.00	19.03	9	22.85	-.8
Reliv In rs	RELV	...	...	...dd	6.24	3.83	0	4.41	+4.1
RemarkHld	MARK	...	...	...dd	9.70	1.05	181	1.98	+63.6
Renasant	RNST	.84f	2.3	14	49.78	28.02	130	36.30	+20.3
RenewEn	REGI	...	...	4	32.52	10.36	454	26.43	+2.8
RenminTi rs	BIQI	...	...	...	3.39	.85	25	2.52	+189.7
▲RentACt	RCII	.32	1.8	30	18.02	7.22	1121	17.81	+10.0
Replgn	RGEN	...	...	...cc	70.50	30.68	254	58.82	+11.5
Replimun n	REPL	...	...	...dd	23.55	8.88	23	13.43	+34.3
RepBncp	RBCAA	.98f	2.2	17	50.70	35.17	19	44.28	+14.4
RepFBcp	FRBK	...	...	43	9.30	5.82	67	6.47	+8.4
resTORbi n	TORC	...	...	...dd	21.10	7.29	49	7.98	-7.4
RschFrnt	REFR	...	...	...dd	3.49	.60	180	2.81	+80.1
Resonant	**RESN**	...	...	...	6.32	.92	326	3.30	+148.1
ResConn	RECN	.52	3.1	22	19.50	12.72	299	17.02	+19.9
RestorRob n	**HAIR**	...	...	...dd	8.20	.35	459	.79	+81.2
RetailOpp	ROIC	.78	4.4	47	19.80	15.44	583	17.80	+12.1
RetoEco n	RETO	...	...	20	10.69	1.08	2	1.84	+41.5
Retrophin	RTRX	...	...	...dd	33.00	19.77	153	21.35	-5.7
RevanceTh	RVNC	...	...	...dd	34.55	16.56	284	17.83	-11.4
RevenHo n	**RVEN**	.04	1.1	...	4.88	2.32	1	3.52	+6.7
RevolutL rs	RVLT	...	...	...	4.90	.31	89	.51	+27.0
ReWalkRob	**RWLK**	...	...	...dd	1.35	.16	6489	.30	+73.0
Rhinebeck n	RBKB	...	...	...	11.90	11.30	6	11.60	-1.3
RhythmP n	RYTM	...	...	...cc	37.23	16.80	61	29.71	+10.5
RibbnCm n	RBBN	...	...	...dd	7.89	4.62	381	5.67	+17.6
RiceBran	RIBT	...	...	...dd	3.58	1.37	34	3.18	+6.0
RichrdElec	RELL	.24	3.3	66	10.40	6.76	10	7.28	-16.2
RigelPh	RIGL	...	...	...dd	4.68	1.96	959	2.27	-1.3
RigNet	RNET	...	...	...dd	24.05	10.03	14	14.51	+14.8
RiminiSt n	RMNI	...	...	...dd	8.73	4.00	40	5.90	+14.6
RiotBlck	**RIOT**	1.00p	...	...	18.40	1.29	1289	2.26	+49.7
RiseEdCy n	REDU	...	...	8	18.60	6.70	46	9.48	+19.1
RittrPh rs	**RTTR**	...	...	...	4.00	.47	938	.62	+3.3
RivrvwBcp	RVSB	.16f	2.2	13	9.99	5.46	33	7.29	+.1
RivrviewF n	RIVE	.40	3.4	...	14.55	10.11		11.84	+8.6
RocktPh n	RCKT	...	...	...	25.96	10.75	95	15.10	+1.9
RockwlIM	**RMTI**	...	...	...dd	6.92	2.19	635	4.00	+77.0
RockyBr	RCKY	.48	1.8	14	33.45	15.88	33	26.73	+2.8
RkyMChoc	RMCF	.48	5.5	11	12.60	7.95	7	8.65	+1.5
Roku n	ROKU	...	...	...dd	77.57	26.30	10028	50.97	+66.4
Rosehill n	ROSE	...	...	...	9.45	1.95	64	3.02	+35.4
Rosehill wt	ROSEW	...	...	...				1.12	
Rosehill un	ROSEU	...	...	...	10.66	2.73		3.83	+23.9
RossStrs s	ROST	.90	1.0	23	104.35	73.76	1994	93.29	+12.1
RoyGld	RGLD	1.06f	1.2	...dd	98.53	70.16	447	87.47	+2.1
Rubicon rs	RBCN	...	...	...	9.46	6.76	0	8.15	+3.2
RubiusTh n	RUBY	...	...	...	33.01	12.71	176	13.70	-14.8
RmblOn B n	RMBL	...	...	...	10.98	3.53	126	5.19	-3.5
RushEntA	**RUSHA**	.48	1.1	27	51.37	31.53	408	42.13	+22.2
RushEntB	**RUSHB**	.48	1.1	33	50.94	32.35	6	42.87	+20.4
RuthsHosp	RUTH	.44	1.8	12	33.95	21.55	235	24.51	+7.8
Ryanair	RYAAY	1.55e	2.1	...	127.61	65.61	324	72.24	+1.3

- S -

Name	Ticker Symbol	Div	Yield	PE	52-week High	52-week Low	Vol 1000s	Last	YTD %Chg
:S&T Bcp	STBA	1.08	2.7	14	47.77	35.16	95	39.92	+5.5
S&WSeed	SANW	...	...	...dd	3.95	1.81	40	2.58	+42.5
SB FinGp	SBFG	.34f	1.8	13	20.53	16.05	11	18.45	+12.2
SB FnGp pf	SBFGP	.65	3.4	...	25.05	17.12		19.00	+6.1
SB OneBc	SBBX	.30	1.4	18	32.85	19.30	10	22.10	+8.1
▲SBA Com	SBAC	...	...	...cc	184.98	146.13	433	184.19	+13.8
SCWorx rs	**WORX**	...	...	...	17.10	2.51	226	5.98	+94.3
SEI Inv	SEIC	.66f	1.3	16	78.35	42.27	734	51.11	+10.6
SelasLf rs	SLS	...	...	...	11.09	.80	196	1.43	+16.3
SG Blck n	SGBX	...	...	...	5.90	2.50	3	2.82	+4.3
SGOCO Gp	SGOC	...	...	...	1.47	.80	11	1.04	+22.4
SI Fincl	SIFI	.24	1.8	14	15.60	12.26	27	13.63	+7.1
Si-Bone n	SIBN	...	...	...	23.03	16.27	78	18.12	-13.3
SIGA Tc n	SIGA	...	...	1	8.47	4.68	135	6.75	-14.6
SLM Cp	SLM	.12	1.1	13	12.46	7.95	4988	11.30	+36.0
SLM Cp pfB	SLMBP	3.32e	5.0	...	73.00	55.80	0	67.00	+13.6
SmartGlb n	SGH	...	...	5	56.69	21.04	206	28.80	-3.0
SMTC hg	SMTX	...	...	...	5.98	2.05	295	4.36	+6.9
SORL	**SORL**	...	...	6	7.10	1.77	508	3.30	+75.5
SP Plus	SP	...	...	21	41.35	27.13	56	36.18	+22.5
SPAR Gp h	**SGRP**	...	...	...	1.95	.45	19	.57	+6.3
SpdDorWrF	DWFI	...	...	...	25.37	22.00	25	22.83	+2.8
SPS Cmce	SPSC	...	...	...cc	113.31	53.20	446	105.55	+28.1
SS&C Tch s	SSNC	.40f	.7	42	60.97	40.96	2714	56.34	+24.9
SSLJ.cm hn	SSLJ	...	...	...	5.75	.25	10	.43	+30.3
SSR Mng g	SSRM	...	...	27	14.12	7.64	455	13.75	+13.7
SVB FnGp	SIVB	...	...	21	333.74	177.70	430	240.39	+26.6
SVMK n	**SVMK**	...	...	...dd	20.00	10.05	18234	11.85	-3.4
SabanCap n	SCAC	...	...	...	10.25	9.88	2	10.23	+1.5
SabanC wt	SCACW	...	...	...				1.26	
Saban un	SCACU	...	...	...	11.65	10.32	0	10.41	+.4
SabraHltc	SBRA	1.80	9.1	9	23.83	15.70	1181	19.78	+20.0
SabreCorp	**SABR**	.56	2.6	28	26.78	18.52	4039	21.96	+1.5
SAExplr rs	SAEX	...	...	...	73.80	1.82	298	3.89	+108.0
SaftyInsGr	SAFT	3.20	3.6	19	99.70	70.45	41	88.81	+8.6
SagaComm	SGA	1.20a	3.6	8	42.60	30.05	6	33.33	+.3
SageThera	SAGE	...	...	...dd	188.82	79.88	483	158.09	+65.0
Saia Inc	SAIA	...	...	22	87.05	52.04	290	68.93	+23.5
SalemMd h	SALM	.26	8.8	11	6.25	2.03	7	2.94	+40.7
SalisbryBc	SAL	1.12	2.6	16	49.85	33.20	5	42.65	+17.9
SanderFm	SAFM	1.28	1.1	10	136.50	93.98	375	120.46	+21.3
SndySpr	SASR	1.12	3.4	12	43.87	29.87	273	32.86	+4.9
Sanfilp	JBSS	.55a	.8	24	79.37	53.12	60	70.04	+25.8
SangTher	SGMO	...	...	...dd	27.50	6.26	1529	9.00	-21.6
Sanmina	SANM	...	...	19	34.30	22.30	297	32.40	+34.7
Sanofi	SNY	1.58e	3.8	...	45.86	37.43	782	41.56	-4.3
Sanofi rt	GCVRZ	...	...	...	.60	.20	19	.49	+2.1
Sapiens	SPNS	.80	7.3	55	11.36	8.01		10.93	
SareptaTh	SRPT	...	...	...dd	176.50	56.00	665	134.88	+23.6
Savara rs	SVRA	...	...	...dd	14.06	6.21	129	6.95	-8.2
▼scPhrma n	**SCPH**	...	...	...dd	17.96	3.30	52	3.08	-18.1
ScanSource	SCSC	...	...	15	44.30	31.85	128	38.27	+11.3
Schmitt h	SMIT	...	...	47	4.12	1.91	3	2.80	-.7
Schnitzer	SCHN	.75	3.2	3	38.15	20.94	190	23.58	+9.4
ScholRck n	SRRK	...	...	...dd	30.00	13.09	30	16.49	-28.2
Scholastc	SCHL	.60	1.4	71	47.94	33.85	89	42.61	+5.8
SchultSpcl n	SAMA	...	...	...	18.00	9.56		9.75	+1.0
SchultSp un	SAMAU	...	...	...	10.05	9.91		10.02	+.7
SciGames	SGMS	...	...	...dd	62.80	14.79	745	25.11	+40.4
▲ScrippsEW	SSP	.20	1.0	62	19.18	10.69	333	19.28	+22.6
Scynexis	SCYX	...	...	...dd	2.15	.35	767	1.37	+184.2
SeaChange	SEAC	...	...	...	3.47	1.13	52	1.76	+39.7
SeacstBkg	SBCF	...	...	22	34.95	21.74	209	28.54	+9.7
SeagateT	STX	2.52	5.5	9	62.70	35.38	3335	45.77	+18.6
SeanrgM rs	SHIP	...	...	...dd	1.19	.44	38	.50	-1.2
Seanrgy wtA	SHIPW	...	...	...				.22	
SearsH&O	SHOS	...	...	...dd	3.95	1.57	85	2.16	+1.4
SeaSpine n	SPNE	...	...	...dd	20.75	8.76	68	15.89	-12.9
SeattGen	SGEN	...	...	...dd	84.37	47.75	851	68.57	+21.0
SecndSgh h	EYES	...	...	...dd	2.25	.64	214	.74	-17.0
ScndSght wt	EYESW	...	...	...				.79	
Secoo n	SECO	...	...	...	15.48	8.00	133	8.53	-6.0
SecWkA A n	SCWX	...	...	...dd	24.91	7.83	154	21.64	+28.1
SecNtl lf	SNFCA	.23t	...	3	5.65	4.24	5	5.25	+6.8
Seelos rs	**SEEL**	...	...	...dd	100.26	3.40	353	3.91	-32.1
SelectBc lf	SLCT	...	...	16	14.25	11.20	38	11.93	-3.6
SellncREIT	SIR	2.04	27.7	9	23.35	6.87		7.36	
SellntCon n	**SIC**	...	...	...	13.00	5.94	759	11.00	+46.3
SelectaB n	SELB	...	...	...	16.55	1.41	192	1.92	-27.8
SelectvIns	SIGI	.80	1.2	24	67.17	53.55	170	65.51	+7.5
SmLEDS rs	LEDS	...	...	...dd	8.75	2.46	64	3.03	+12.2
Semtech	SMTC	...	...	64	60.55	31.98	361	52.22	+13.8
SenecaB	SENEB	...	...	...dd	35.37	27.00		29.31	-.5
SenecaA	SENEA	...	...	...dd	35.90	25.45	22	29.65	+5.1
SenesTc n	**SNES**	...	...	...dd	2.37	.30	135	.85	+46.0
SenHous	SNH	1.56	11.2	9	19.18	11.13	1608	13.96	+19.1
SenHous 42	SNHNI	1.41	6.1	...	25.52	17.55	21	22.96	+13.7
SenHous 46	SNHNL	1.56	6.2	...	26.62	20.05	23	25.20	+11.0
▼Senmiao n	AIHS	...	...	...dd	8.91	3.40	41	3.33	-12.6
SensusHlt n	SRTS	...	...	...	8.88	5.00	55	7.74	+4.5
SensusHl wt	SRTSW	...	...	...				.67	
SentEn n	STNL	...	...	...	14.21	9.60	108	10.04	+.2
SentEn wt	STNLW	...	...	...				.83	
SentEn un	STNLU	...	...	...	11.95	8.03		11.01	+6.9
SeqentBr h	SQBG	...	...	...dd	2.49	.67	128	1.12	+40.0
SeresTh n	MCRB	...	...	...dd	10.32	4.42	137	5.85	+29.4
SvcSource	SREV	...	...	...dd	4.47	.92	226	1.18	+9.3
ServiFst s	SFBS	.60f	1.8	16	44.95	29.90	181	34.01	+6.7
SesenBio	SESN	...	...	...dd	3.50	.66	1289	.79	-44.2
SevernBc	SVBI	.12	1.4	23	9.86	7.10	11	8.40	+5.3
Sharps	SMED	...	...	...dd	5.15	2.97	9	3.83	+11.0
SharpSprg	SHSP	...	...	...dd	15.98	4.37	150	13.85	+9.7
ShndTele s	SHEN	.27f	.6	...	51.41	29.93	217	48.89	+10.5
ShiftPixy n	PIXY	...	...	...	6.35	1.14	247	1.58	-10.7
Shiloh	SHLO	...	...	4	12.28	5.50	51	5.77	-1.0
Shineco n	**TYHT**	...	...	1	2.47	.43	89	.46	-20.7
Shire	SHPG	1.06e	.6	61	182.47	124.73		179.20	+3.0
ShoeCarnvl	SCVL	.32	.9	23	45.00	21.72	212	36.27	+8.2
ShoreBcsh	SHBI	.40f	2.6	16	20.09	12.95	17	15.40	+5.9
ShotSpot n	SSTI	...	...	...	66.14	16.01	133	47.87	+53.5
Shutterfly	SFLY	...	...	...dd	100.34	35.08	538	45.90	+14.0
SiNtx Tc	SINT	...	...	...	4.12	.16	997	.29	+60.6
SiebertFn	SIEB	.10a	.8	...cc	20.80	7.14	17	11.95	-17.4
SiennaBi n	SNNA	...	...	...	21.53	2.05	127	2.86	+23.3
Sientra	SIEN	...	...	...dd	26.79	8.79	632	10.51	-17.3
SierraBc	BSRR	.72f	2.7	15	31.19	22.94	21	26.96	+12.2
SierOnc g n	SRRA	...	...	...dd	3.70	1.05	187	1.55	+17.4
▼SierraWr	**SWIR**	...	...	12	22.58	12.67	6690	11.33	-15.6
SifyTech	SIFY	.02e	1.0	...	2.10	1.00	26	1.62	+8.9
SigmaL wt	SGLBW	...	...	...				.35	
SigmaL hn	SGLB	...	...	...	3.00	.73	121	2.20	+46.7
Sigmatr	**SGMA**	...	...	37	7.95	2.27	31	2.94	+25.1
SignatBk	SBNY	2.24	1.7	...	158.80	98.54	423	132.97	+29.3
SilganHld s	SLGN	.40	1.4	16	29.78	22.24	410	28.33	+19.9
SilcLtd	SILC	1.00	2.6	11	66.40	30.58	41	38.62	+10.5
SilcnLab	SLAB	...	...	80	110.70	73.13	250	87.16	+10.6
SilicnMotn	SIMO	1.20	2.9	15	61.85	31.73	111	40.85	+18.4
SilvrSun n	SSNT	.05e	...	68	4.56	2.00	11	3.40	+46.6
Silvercrest	**SAMG**	.60f	4.1	19	18.27	12.00	12	14.53	+9.8
SimmnsFst s	SFNC	.64f	2.4	11	33.45	22.64	321	26.15	+8.4
▲SimplyGd n	SMPL	...	...	...	21.18	12.14	334	20.99	+11.1
Simulations	SLP	.24	1.2	41	23.95	14.25	19	19.85	-.3
Sina	SINA	...	...	29	124.60	51.76	992	61.04	+13.8
Sinclair	SBGI	.80f	2.4	13	37.55	25.13	1001	33.04	+25.4
SinoGlobl	SINO	...	...	...dd	2.43	.75	57	.85	+10.8
Sinovac h	SVA	...	...	...dd	8.75	5.73	3	6.65	-4.2
SiriusInt n	SG	...	...	...	17.95	10.50	1	14.50	+9.0
SiriusXM	SIRI	.05	.8	30	7.70	5.48	28787	5.92	+3.7
SitoMobl rs	SITO	...	...	...dd	6.05	.74	32	2.00	+122.2
SkySolar	SKYS	...	...	6	1.36	.45	32	.56	+6.0
SkyWest	SKYW	.48f	.9	12	65.80	42.38	297	56.15	+26.3
SkywksSol	SWKS	1.52	1.8	13	115.98	60.12	2371	83.64	+24.8
▲SleepNmbr	**SNBR**	...	...	29	41.05	26.22	4218	41.13	+29.6
SmartFn rs	SMBK	...	...	14	27.69	16.17	12	19.10	+4.5
SmartSnd n	SND	...	...	...	8.69	1.92	254	2.86	+28.8
SmthM hrs	SMSI	...	...	...dd	2.85	1.45	146	1.92	+6.7
SocilRltyA n	**SRAX**	...	...	3	6.00	1.55	187	3.87	+89.7
SocketM n	SCKT	...	...	...	4.16	1.35	52	1.96	+30.7
Sohu.cm h	SOHU	...	...	...dd	38.45	15.89	181	20.59	+18.2
Sol-Gel n	SLGL	...	...	...	12.23	5.41	12	6.50	+8.0
SolarCap	SLRC	1.64	7.9	12	22.00	18.45	45	20.82	+8.5
SolarSCap	SUNS	1.41	8.4	14	17.37	14.50	24	16.77	+10.9
SolarEdg n	SEDG	...	...	18	70.74	32.43	570	44.56	+27.0
Soleno wt rs	SLNOW	...	...	...				.28	
SolenoTh rs	SLNO	...	...	...	3.60	1.45	18	1.69	-1.2
SolidBio n	**SLDB**	...	...	...dd	54.84	5.97	1096	7.77	-71.0
Solignx wt	SNGXW	...	...	...				.55	
Soligenix n	SNGX	...	...	...	3.70	.80	79	.94	+9.1
SonomaPh	SNOA	...	...	...dd	4.80	.64	70	.72	+.3
Sonoma wt	SNOAW	...	...	...				.50	
Sonos n	SONO	...	...	...	23.60	9.23	1384	11.12	+13.2
Sophiris	SPHS	...	...	...dd	4.05	.75	85	1.12	+34.9
SorrentoTh	SRNE	...	...	...dd	10.65	1.95	831	2.26	-5.8
SotherlyH	SOHO	.50	6.8	...cc	7.62	5.43	43	7.34	+30.8
SothrlyH pf	SOHOB	2.00	8.1	...	26.50	21.32	10	24.74	-.1
SthrlyH pf C	SOHOO	1.97	8.1	...	25.98	20.57	1	24.37	+11.3
SouMoBc s	SMBC	.52	1.5	14	41.49	30.29	9	34.67	+2.3
SoundFin	SFBC	.56	1.7	20	40.87	32.01	1	33.80	+3.8
SouthState	SSB	1.52f	2.3	18	93.25	56.55	160	65.86	+9.9
SthnFstBsh	SFST	...	...	15	48.75	27.33	11	38.29	+19.4
SoNatBcVa	SONA	.36f	2.3	30	18.24	12.87	50	15.64	+18.3
SsdeBTX	SBSI	1.20a	3.5	16	37.32	29.28	123	33.88	+6.7
SparkEn s	SPKE	.72	8.0	82	13.35	7.20	152	9.03	+21.5
SparkEn pf	SPKEP	2.19	9.4	...	24.89	17.10	20	23.35	+26.2
SparkTh n	ONCE	...	...	...dd	96.59	34.53	573	50.60	+29.3
SpartnMot	SPAR	.10	1.2	24	19.45	6.70	58	8.31	+14.9
SprtnNash	SPTN	.72	3.3	9	26.99	16.08	147	21.74	+26.5
SpectPh	SPPI	...	...	...dd	25.29	6.22	793	11.70	+33.7
SperoTh n	SPRO	...	...	...	19.00	5.52	23	10.32	+67.8
Sphr3D grs	ANY	...	...	...	23.52	1.06	64	2.70	-11.5
Spherix rs	SPEX	...	...	...dd	2.42	.55	45	.83	+28.4
SpirtTex n	STXB	...	...	28	23.53	16.70	17	21.82	-4.2
▲Splunk	SPLK	...	...	...dd	135.00	83.69	1268	134.53	+28.3
SpokHldgs	SPOK	.50	3.5	32	16.15	12.21	98	14.10	+6.3
SportsWhs	SPWH	...	...	12	6.46	3.66	171	5.79	+32.2
SprBkPh n	SBPH	...	...	...dd	15.95	8.14	12	10.25	-1.3
SprottFoc	FUND	.61e	9.0	...q	8.39	5.46	17	6.78	+17.3
Sprouts	SFM	...	...	25	29.67	20.63	1568	23.94	+1.8
StaarSur	STAA	...	...	...	54.00	13.60	1598	35.17	+10.2
Staff360 rs	STAF	.01p	...	...	5.65	1.14	329	1.49	-2.6
Stamps.cm	STMP	...	...	25	285.75	141.38	192	197.48	+26.9
Std AVB n	STND	.88	2.9	...	39.45	28.75	12	29.94	+.2
StarBulk rs	SBLK	...	...	25	15.38	6.90	340	8.11	-11.3
StrBlk22 n	SBLKZ	2.08	8.3	...	25.90	22.88	5	25.11	+.9
StarsGp g	TSG	...	...	...	38.95	15.10	942	16.00	-3.1
▲Starbucks s	SBUX	1.44	2.0	32	70.60	47.37	9438	70.84	+10.0
StatAutF	STFC	.40	1.2	...cc	35.05	25.92	57	34.31	+.8
StealthGas	GASS	...	...	16	4.60	2.73	44	3.26	+18.1
SteelCn lf	STCN	...	...	...	2.52	1.54	49	1.84	+6.4
StlDynam	STLD	.96f	2.6	11	52.10	28.91	2001	36.76	+22.4
SteinMart s	**SMRT**	.30	24.4	...dd	4.04	.50	520	1.23	+15.0
StellrAcq n	STLR	...	...	...	11.00	9.16		10.50	
StellAcq wt	STLRW	...	...	...				.39	
StellAcq un	STLRU	...	...	...	11.08	10.50		10.50	
StemlineTh	STML	...	...	...dd	20.55	7.82	652	11.11	+16.9
Stericycle	SRCL	...	...	...dd	76.73	34.36	874	45.03	+22.7
SterlBcp n	SBT	.04	.4	...	14.98	6.65	33	9.95	+43.2
SterlCons	STRL	...	...	16	16.07	9.71	232	13.56	+24.5
SMadden s	SHOO	.56f	1.6	21	39.30	27.88	912	34.35	+13.5
Stewrdshp	SSFN	.12	1.3	11	12.50	8.20	2	9.10	
StitchFix n	SFIX	...	...	...	52.45	16.05	713	24.20	+41.6
StockYBc s	SYBT	1.00	2.8	18	41.00	28.02	49	35.46	+8.1
StoneCastle	BANX	1.52a	7.2	17	24.92	16.75	7	21.25	+10.1
StoneCo n	STNE	...	...	...	32.50	16.14	913	21.27	+15.3
StrataS rs	**SSKN**	...	...	...dd	3.88	1.09	327	3.23	+24.2
▲Stratasys	SSYS	...	...	...dd	28.33	17.06	572	28.21	+56.6
StratEdu	STRA	2.00f	1.7	35	154.89	80.75	162	118.75	+4.7
Strattec	STRT	.56	1.8	17	40.40	28.12	4	30.62	+6.3
StratusPrp	STRS	1.00e	...	...dd	35.90	22.01	9	26.40	+10.1
StreamHlth	STRM	...	...	...	1.98	.57	5	1.09	+34.6
StrgbrBio n	SBBP	...	...	...	9.25	3.82	131	4.70	+4.9
SummerInf	SUMR	...	...	...dd	1.98	.72	20	1.03	-1.9
SumFWV	SMMF	.56f	2.4	11	28.00	17.94	25	23.74	+22.9
SmtStB s	SSBI	.48	3.9	18	16.10	10.65	6	12.31	+4.6
SumTher n	SMMT	...	...	...	14.29	1.10	39	1.28	+11.3
SumtWire n	WISA	...	...	...dd	5.00	3.56		4.62	
SunHydrl	SNHY	.36	1.0	32	58.39	30.79	111	34.91	+5.2
SundEng n	**SNDE**	...	...	...	6.76	2.12	24	2.90	+24.4
SunesisP rs	SNSS	...	...	...dd	7.69	.20	365	.53	+27.4
SunOpta	STKL	...	...	...dd	9.10	3.61	185	4.24	+9.6
SunPower	**SPWR**	...	...	...dd	10.00	4.55	5414	6.29	+26.6
Sunrun n	RUN	...	...	13	16.45	5.64	1584	15.10	+38.7
Sunworks n	**SUNW**	...	...	...	1.30	.25	165	.54	+105.3
SuperCom	SPCB	...	...	...dd	3.18	1.22	15	1.75	+26.8
SupTech rs	SCON	...	...	...	12.88	1.03	64	1.70	+31.8
SupGpCos s	SGC	.40	2.2	16	28.49	15.30	17	17.95	+1.7
Supernus	SUPN	...	...	21	61.25	30.05	419	38.24	+15.1
supprt.cm rs	SPRT	...	...	...dd	3.15	2.27	59	2.40	-2.4
SurfaceOn n	SURF	...	...	...dd	18.18	3.45	21	5.48	+29.2
SurgPtrs n	SGRY	...	...	...dd	19.95	9.45	97	13.11	+33.9
Surmodic	SRDX	...	...	...dd	82.35	26.05	81	53.73	+13.7
SutroBio n	**STRO**	...	...	...dd	15.90	8.50	34	9.69	+7.4
SykesEnt	SYKE	...	...	85	31.54	22.67	170	29.77	+20.4
Symantec	SYMC	.30	1.3	11	29.20	17.43	2600	23.06	+22.0
Synacor	SYNC	...	...	...dd	2.50	1.35	42	1.72	+16.2
Synalloy	SYNL	.25e	1.8	35	24.80	12.60	6	13.95	-15.9
Synaptics	SYNA	...	...	22	55.25	33.54	290	41.49	+11.5
SynchrTc n	SNCR	...	...	...dd	8.49	5.31	347	8.36	+36.2
SyndaxP n	SNDX	...	...	...dd	15.20	3.39	65	6.05	+36.0
▲SyneosH h	SYNH	...	...	...dd	53.95	31.10	570	53.88	+36.9
SynrgyPh	SGYP	...	...	...dd	2.26	.07	3073	.28	+148.2
Synlogic rs	**SYBX**	...	...	...dd	14.59	5.75	90	8.95	+27.7
Synopsys	SNPS	...	...	50	103.40	79.14	872	100.61	+19.4
Synthes h	**SES**	...	...	...dd	3.87	.68	35	.71	-10.0
Synthorx n	**THOR**	...	...	...	18.46	11.00	201	17.41	+.2
Sypris	SYPR	.08	7.4	...dd	1.90	.71	1	1.08	+38.5
SyrosPhar n	SYRS	...	...	...	13.86	5.17	72	6.52	+17.1

- T -

Name	Ticker Symbol	Div	Yield	PE	52-week High	52-week Low	Vol 1000s	Last	YTD %Chg
:T-MobileUS	TMUS	...	...	12	70.94	55.09	3200	70.50	+10.8
TAT Tch h	TATT	.34e	5.2	15	10.50	5.85		6.60	+7.3
TCG BDC n	CGBD	1.48a	10.0	13	18.41	12.19	309	14.86	+19.8
TCR2 Th n	TCRR	...	...	...			615	15.07	
TD Ameritr	AMTD	1.20	2.2	22	63.01	45.70	1584	55.50	+13.4
TDH Hld n	PETZ	...	...	...dd	5.86	.44	21	.64	+16.4
TESSCO	TESS	.80	5.4	29	24.85	10.20	4	14.95	+24.6
TFS Fncl	TFSL	1.00	6.0	56	17.00	14.19	197	16.72	+3.7
TG Thera	TGTX	...	...	...dd	17.35	3.32	1427	4.70	+14.6
THL Credit	TCRD	1.08	16.0	7q	8.75	5.80	133	6.74	+10.9
TKK Sym n	TKKS	...	...	...dd	9.97	9.46		9.89	+2.5
TKK Sy un	TKKSU	...	...	...	10.20	10.00		10.20	+1.1
TKK Sym rt	TKKSR	...	...	...	.53	.21		.30	-14.3
TMSR Gl s	**TMSR**	...	...	47	10.32	1.12	80	2.59	+69.3
TOP Shi rs	TOPS	...	...	...	2.84	.69	404	.86	+4.5
TPI Co n	TPIC	...	...	...	32.22	18.34	147	31.61	+28.6
TSR Inc	TSRI	...	...	...dd	9.40	4.40	1	5.60	+20.4
TTEC Hl	TTEC	.56f	1.6	33	39.43	23.01	65	34.49	+20.7
TTM Tch	TTMI	...	...	13	19.91	8.97	1094	11.97	+23.0
Tabula n	TRHC	...	...	...dd	91.16	28.55	311	55.13	-13.5
TactSys n	TCMD	...	...	...cc	73.24	28.51	269	69.44	+52.4
Taitron h	TAIT	.12	6.1	...dd	2.89	1.22	61	1.97	+13.9
TaiwLipo n	TLC	...	...	...	11.00	5.02	18	5.93	+7.8
TakeTwo	TTWO	...	...	...cc	139.91	86.90	3286	93.28	-9.4
Talend n	TLND	...	...	...dd	73.52	31.35	908	37.33	+.7
TandmD rs	**TNDM**	...	...	...dd	52.55	2.25	2704	49.28	+29.8
TandyLthr	TLF	...	...	8	8.40	5.38	7	5.60	-1.4
Tantech n	TANH	...	...	...	3.78	1.10	301	1.57	-9.8
Taoping h	TAOP	...	...	...dd	2.27	1.00	10	1.09	-9.2
Tarena	TEDU	.28e	4.3	...dd	13.90	6.00	36	6.49	+3.0
Taronis rs	MNGA	...	...	...	35.00	.88	2871	.92	-81.4
TaylrDv	TAYD	...	...	...	13.29	9.70	6	12.96	+6.4
TechData h	TECD	...	...	20	108.62	66.93	428	103.15	+26.1
TechCom lf	TCCO	...	...	...dd	8.20	2.47	66	2.67	+.8
TechTarg	TTGT	...	...	...	34.47	11.12	256	15.85	+29.8
Tecnoglass	TGLS	.56	6.7	22	10.29	7.36	20	8.31	+3.0
Tecogen	TGEN	...	...	...	4.20	2.18	5	3.85	+6.1
Telenav	TNAV	...	...	...dd	6.60	3.35	167	5.20	+28.1
Teligent h	TLGT	...	...	...dd	4.52	1.13	125	1.62	+18.2
Tellurian rs	TELL	...	...	...dd	12.45	5.90	1953	10.00	+43.9
Tenable n	TENB	...	...	...	39.38	20.00	739	29.02	+30.8
TenaxTh rs	TENX	...	...	...	12.63	1.03	160	1.21	
TenzingA n	TZAC	...	...	...	10.50	9.65		10.05	+2.0
TenzAcq un	TZACU	...	...	...	10.44	9.75	1	10.19	+1.2
Teradyn	TER	.36	.9	30	50.68	28.73	1821	39.53	+26.0
TerrFmP lf	TERP	.76	6.2	...	12.40	9.90	366	12.23	+9.0
TerritBcp	TBNK	.88a	3.3	14	31.95	24.96	26	27.01	+4.0
Tesla Inc	TSLA	...	...	...dd	387.46	244.59	5190	303.77	-8.7
TetraTc	TTEK	.48	.8	25	72.56	44.95	390	57.43	+10.9
Tetraphase	TTPH	...	...	...dd	5.68	1.01	440	1.19	+5.3
TexCapB 42	TCBIL	1.63	6.3	...	26.26	23.83	1	25.63	+2.0
TexCapB pf	TCBIP	1.63	6.4	...	25.67	23.75	9	25.50	+3.2
TxCapBsh	TCBI	...	...	12	103.05	47.86	743	58.90	+15.3
TexInst	TXN	3.08	2.9	27	118.48	87.70	3438	106.97	+13.2
TexRdhse	TXRH	1.00	1.5	36	75.24	54.32	848	65.53	+9.8
The9Ltd rs	NCTY	...	...	...	8.13	.78	30	1.18	+14.4
TherapMD	TXMD	...	...	...dd	7.66	3.51	2055	5.73	+50.4
TherpxBio n	**TRPX**	...	...	...	9.30	3.00	45	3.95	+21.5
TheravBio	TBPH	...	...	...dd	35.48	21.27	57	26.94	+5.3
TheStreet	TST	.10	4.5	4	2.50	1.24	47	2.22	+9.4
1347PrpIns	**PIH**	...	...	45	8.25	3.75	3	4.51	+12.2
1347PrIn pf	PIHPP	2.00	8.7	...	28.00	16.15		23.00	+19.3
360 Fin n	QFIN	...	...	...	17.53	9.90	26	12.60	-18.7
3PEA Int n	TPNL	...	...	...	7.84	2.63	543	7.23	+105.4
▲ThundBr n	TBRG	...	...	...dd	10.10	9.60	49	10.12	+2.2
ThundBr un	TBRGU	...	...	...	11.00	9.97	6	10.46	+2.7
TiberAcq n	TIBR	...	...	...cc	10.07	9.50	5	9.97	+1.7
TiberAc un	TIBRU	...	...	...	10.37	10.00		10.36	+1.5
TigerShs ef	TTTN	...	...	...	26.86	21.72	2	26.34	+15.5
TileShop	TTS	.20	...	40	9.50	5.15	273	7.18	+31.0
Tilray n	TLRY	...	...	...dd	300.00	20.10	985	76.62	+8.6
TmbrlndBc	TSBK	.60f	2.1	14	39.45	21.91	9	28.51	+27.8
Tiptree	TIPT	.14	2.2	52	7.10	5.01	26	6.23	+11.4
TitanMach	TITN	...	...	77	25.09	11.99	134	19.31	+46.8
TitanPh rs	TTNP	...	...	...	8.40	1.03	330	1.56	+16.6
▼TivityHlth	TVTY	...	...	11	44.35	20.73	662	21.02	-15.3
Tivo Cp	TIVO	.72	6.6	84	15.95	8.73	756	10.89	+15.7
TizianaLf n	TLSA	...	...	...	12.17	5.16	3	5.95	-20.1
Tocagen n	TOCA	...	...	...	15.80	6.47	72	10.85	+32.2
TonixP hrs	TNXP	...	...	...dd	51.10	1.70	66	1.86	-15.5

Continued on **next page**

Continued from **previous page**

Nasdaq

Name	Ticker Symbol	Div	Yield	PE	52-week High	52-week Low	Vol 1000s	Last	YTD %Chg
TopImage	TISA	...	...	...dd	1.14	.46	76	.82	+64.1
Torchlght	**TRCH**	...	...	...dd	**1.48**	**.53**	**337**	**1.33**	+135.8
TottenAc n	TOTA	...	...	...dd	10.02	9.63		10.02	+1.2
TottenA rt	TOTAR	...	...	...	.41	.22		.37	-7.5
TottenAc un	TOTAU	...	...	...	11.51	10.00		10.41	+2.1
ToughBlt n	TBLT	...	...	...	5.55	.82	1083	1.96	+67.5
ToughB un	TBLTU	...	...	...	6.00	3.51	1	5.40	+30.1
TowerSemi	TSEM	...	...	9	34.28	13.56	578	16.02	+8.7
TownSprts	CLUB	...	...	...dd	14.85	5.50	62	5.66	-11.6
TowneBank	TOWN	.64	2.4	...	33.85	22.88	86	26.89	+12.3
TraconPh n	TCON	...	...	...dd	3.20	.50	264	1.00	+58.7
TractSupp	TSCO	1.24	1.3	26	97.65	58.27	1469	95.78	+14.8
TradDsk A n	TTD	...	...	...	161.50	42.09	966	153.43	+32.2
TrnWEnt h	TWMC	...	...	...dd	1.80	.52	13	.58	-7.6
TransAct	TACT	.36	3.4	20	15.95	8.40	17	10.45	+16.4
Transcat	TRNS	...	...	20	25.35	13.90	37	24.00	+26.2
TransGlb	TGA	.14	7.0	...dd	4.13	1.21	94	2.01	+7.5
TranslBio n	TBIO	...	...	8	16.60	4.81	41	7.37	-1.7
TravelCtrs	TA	...	...	...dd	6.10	3.05	76	4.96	+31.9
TravCtrs 28	TANNI	2.06	8.0	...	27.00	22.17	4	25.71	+4.5
TravelC 29	TANNL	2.00	8.0	...	26.87	22.60	20	24.85	+8.3
Travelct 30	TANNZ	2.00	8.0	...	25.55	21.60	14	24.92	+7.1
Travelzoo	**TZOO**	...	...	**48**	**21.15**	**6.05**	**115**	**15.99**	+62.7
TrmntMtg n	TRMT	...	...	...dd	14.93	8.06	12	9.02	-.3
Trevena h	TRVN	...	...	...dd	3.58	.38	3368	1.55	+260.5
TribPubl	TPCO	...	...	70	20.99	10.26	60	10.46	-7.8
Tricida n	TCDA	...	...	31	40.10	19.43	205	22.22	-5.8
TriCoBsh	TCBK	.76f	2.0	16	40.38	31.05	66	38.20	+13.1
TridntAcq n	TDAC	...	...	...dd	10.13	9.72	58	10.12	+1.5
▲TridntAcq un	TDACU	...	...	...	10.28	10.00	15	10.30	+1.1
TrilliumTh	**TRIL**	...	...	...	**8.40**	**1.12**	**148**	**1.32**	-22.8
TriMas h	TRS	...	...	22	31.80	22.70	70	30.58	+12.1
Trimble	TRMB	...	...	37	44.55	29.75	911	38.81	+17.9
TrinityBio	TRIB	.88	33.5	2	6.54	2.13	2	2.63	+14.8
TrinMrg n	TMCX	...	...	...	10.22	9.71	0	10.15	+1.6
TrinMrg un	TMCXU	...	...	...	10.50	10.00		10.47	+1.5
TripAdvis	TRIP	...	...	79	69.00	36.27	3152	57.76	+7.1
TriStCap	TSC	...	...	13	30.10	18.20	77	21.52	+10.6
TriStCap pf	TSCAP	1.69	6.5	...	27.22	24.80	1	26.11	+.5
TriumphBc	TBK	...	...	16	44.70	27.47	281	31.93	+7.5
Trivago n	TRVG	...	...	...	8.87	4.01	266	5.80	+3.0
Trovagn rsh	TROV	...	...	...	5.70	.47	418	.56	+6.8
TrueCar	TRUE	...	...	...dd	14.55	8.03	1320	10.24	+13.0
TruettHrst	THST	...	...	...dd	3.19	1.26	6	2.20	+14.0
Trupanion	TRUP	...	...	...dd	46.70	22.38	964	27.61	+8.4
TrstNY	TRST	.27	3.3	14	9.45	6.51	233	8.07	+17.6
Trustmk	TRMK	.92	2.8	16	36.32	26.84	469	33.45	+17.7
T2 Biosys	TTOO	...	...	...dd	9.98	2.94	140	3.54	+17.6
Tuanche n	TC	...	...	...	7.93	6.01	41	6.48	-4.0
▲Tucows grs	TCX	...	...	55	75.41	49.69	412	71.73	+19.4
TuesMrn	TUES	...	...	...dd	4.10	1.67	579	2.43	+42.9
Tuniu	**TOUR**	...	...	...dd	**8.65**	**4.34**	**60**	**4.78**	-1.6
TurtleBc rs	HEAR	...	...	...	34.50	1.64	3304	17.81	+24.8
TwlSeas n	TWLV	...	...	...cc	9.98	9.50	1	9.95	+1.3
TwlSeas wt	TWLVW	...	...	...					
TwlSeas un	TWLVU	...	...	...	10.36	10.18		10.36	+1.0
TwlSeas rt	TWLVR	...	...	...	.45	.22		.27	-22.9
21stCFoxA	FOXA	.36	.7	7	50.15	35.40	14396	50.00	+3.9
▲21stCFoxB	FOX	.36	.7	21	49.65	34.94	4104	49.63	+3.9
21Vianet	VNET	...	...	31	11.98	5.01	650	9.12	+5.6
TwinDisc lf	TWIN	.36	2.1	12	30.29	13.40	19	16.96	+15.0
TwistBio n	TWST	...	...	...dd	34.46	12.38	36	22.41	-2.9
TwoRvrBc	TRCB	.22	1.4	14	19.90	11.54	6	16.17	+6.0
2U	TWOU	...	...	...dd	98.58	44.50	466	66.72	+34.2
TymeTch n	TYME	...	...	...	4.64	1.93	968	3.13	-15.2

- U -

Name	Ticker Symbol	Div	Yield	PE	52-week High	52-week Low	Vol 1000s	Last	YTD %Chg
:US AutoPts	PRTS	...	...	2	2.34	.88	37	1.07	+17.6
US Concrte	USCR	...	...	37	79.60	27.68	177	38.24	+8.4
US Gld rs	USAU	.21e	...	...	2.36	.74	31	.90	
US WellS n	USWS	...	...	...	11.12	6.03	77	8.02	+23.4
US Well wt	MPACW	...	...	...				.44	
UFP Tch	UFPT	...	...	14	39.98	26.05	10	32.36	+7.7
UMB Fn	UMBF	1.20	1.8	18	82.14	57.00	289	65.99	+8.2
USEcology	ECOL	.72	1.1	32	77.15	45.25	84	64.27	+2.0
USGlobInv	GROW	.03	2.6	...dd	3.85	.92	17	1.15	+4.5
USA Tc pf	USATP	...	...	...	27.82	16.04	0	21.55	+24.9
USA Tch lf	USAT	...	...	...	16.83	3.19	3382	3.67	-5.7
USA Trk	USAK	...	...	57	29.15	14.41	56	18.71	+25.0
UTStarcm	UTSI	...	...	22	5.94	2.59	34	3.82	+40.5
▲Ubiquiti	UBNT	.50e	.4	32	133.88	49.40	568	136.19	+37.0
UltaBeauty	ULTA	...	...	30	322.49	191.70	1258	305.00	+24.6
UltimSoft	ULTI	...	...	...cc	365.86	219.97	771	332.51	+35.8
UltraClean	UCTT	...	...	7	21.95	6.94	421	12.56	+48.3
UltPetro n	UPL	...	...	...	5.46	.56	1396	.73	-3.4
Ultragenyx	RARE	...	...	...dd	90.98	37.44	896	55.46	+27.6
Ultralife	ULBI	...	...	5	10.95	6.30	75	9.45	+40.0
Umpqua	UMPQ	.84	4.7	14	24.89	15.09	1276	17.72	+11.4
UniQure	QURE	...	...	...	43.23	19.23	555	35.97	+24.8
UnicoA	UNAM	...	...	...dd	8.50	5.43	0	6.04	-5.3
UnionBkVA	UBSH	.92	2.7	19	42.74	26.48	364	34.39	+21.8
UnionBkVT	UNB	1.24f	2.7	...	54.40	41.40	3	46.73	-2.1
UnBnOH	UBCP	.52	4.7	8	14.00	10.25	7	11.13	-2.6
UtdBOH	UBOH	.48	2.1	12	24.00	18.80	1	22.42	+12.0
UBSI	UBSI	1.36	3.7	17	39.95	29.13	547	37.03	+19.0
UtdCmBks	UCBI	.64	2.3	16	34.18	20.23	349	28.03	+30.6
UCmntyFn	UCFC	.28	2.9	16	11.98	8.49	68	9.54	+7.8
UtdContl	UAL	...	...	10	97.85	60.44	1483	88.15	+5.3
UtdFnBcp	UBNK	.48	3.2	14	18.33	13.37	134	15.21	+3.5
UtdFire	UFCS	1.24	2.3	19	61.56	38.95	70	53.91	-2.8
UtdInsur	UIHC	.24	1.5	...dd	22.43	15.72	163	16.49	-.8
USecBcCA	UBFO	.44f	4.3	22	11.60	9.18	7	10.25	+8.2
US Engy rs	USEG	...	...	...dd	1.95	.63	1	.85	+26.9
USLime	USLM	.54	.8	18	85.95	68.20	2	71.02	
UtdTherap	UTHR	...	...	9	139.54	100.06	186	118.54	+8.9
UtdGrdian	UG	1.05e	5.3	30	20.75	15.51	3	19.88	+8.4
UnitGrp	UNIT	2.40	12.3	...dd	23.42	14.31	1746	19.47	+25.0
UnityBcp	UNTY	.28	1.4	13	25.50	18.00	9	19.85	-4.4
UnityBio n	UBX	...	...	...	24.56	10.33	132	11.25	-30.8
UnivDisp	OLED	.24	.2	55	167.70	78.75	662	117.37	+25.4
UnvElc	UEIC	...	...	15	55.90	23.29	164	28.75	+13.7
UnivFor s	UFPI	.36e	1.1	14	39.41	24.14	322	31.91	+22.9
UnvLogist	ULH	.42	1.9	17	37.68	17.40	38	22.42	+23.9
UnvStainls	USAP	...	...	37	31.20	14.11	20	16.47	+1.6
UnivstFinl	UVSP	.80	3.3	14	30.15	20.18	204	24.18	+12.1
UnumTh n	UMRX	...	...	...dd	17.66	3.60	61	4.26	-3.2
UplandSoft	UPLD	...	...	...dd	38.30	21.55	202	33.96	+24.9
▲Upwork n	UPWK	...	...	...dd	23.49	15.68	536	23.18	+28.0
UrbanOne	UONE	...	...	...dd	4.85	1.70	2	2.20	+5.3
UrbanOnD	**UONEK**	...	...	...	**2.41**	**1.60**	**50**	**2.04**	+26.7
▼UrbanOut	URBN	...	...	14	52.50	30.37	1949	30.29	-8.8
UrogenP n	URGN	...	...	...	69.57	36.95	111	40.54	-5.9
UrovantS n	**UROV**	...	...	...dd	**14.32**	**4.06**	**26**	**10.50**	+59.3
UtahMed	UTMD	1.10	1.2	...	117.65	73.98	8	90.76	+9.2
Uxin Ltd n	**UXIN**	...	...	...dd	**10.49**	**2.81**	**4359**	**3.59**	-26.1

- V -

Name	Ticker Symbol	Div	Yield	PE	52-week High	52-week Low	Vol 1000s	Last	YTD %Chg
:VBI Vac n	VBIV	...	...	...	4.17	1.14	193	1.75	+9.4
VEON	VEON	.29e	11.3	...	3.66	2.17	1251	2.56	+9.4
VOXX Intl	VOXX	...	...	...dd	6.25	3.73	48	5.29	+33.6
VSE Corp s	VSEC	.32	1.0	11	56.03	26.96	17	31.85	+6.5
Vaccinex n	VCNX	...	...	...	12.00	3.32	5	4.90	+34.4
Valerits hn	VLRX	...	...	...	4.58	.30	555	.39	+19.6
VlyNBcp	VLY	.44	4.2	18	13.38	8.42	2305	10.49	+18.1
VlyNBc pfA	VLYPP	1.56	5.9	...	28.20	21.84	7	26.41	+10.0
VlyBcp pfB	VLYPQ	...	...	...	28.11	21.25	53	24.49	+7.8
ValueLine	VALU	.76	3.7	19	30.64	17.12	0	20.31	-21.9
VanE GenD	GNRX	...	...	...q	64.90	52.39	20	60.24	+9.9
VanE VecBi	BBH	.55e	.4	...q	136.84	103.25	10	127.68	+15.3
VandaPhm	**VNDA**	...	...	...cc	**33.44**	**13.88**	**2452**	**20.12**	-23.0
VangIntHi	VYMI	2.38e	4.0	...	69.06	54.41	103	59.81	+6.3
VangIntDiv	VIGI	1.17e	1.9	...	67.49	55.61	76	61.64	+7.0
VangEMGv	VWOB	3.49	4.5	...q	78.86	73.23	144	76.97	+3.3
V exUSRE	VNQI	2.93e	5.2	...q	62.19	51.16	305	56.40	+7.6
VanShTTr	VGSH	1.50	2.5	...q	60.27	59.55	405	60.14	
VanSTCpB	VCSH	2.03	2.6	...q	78.98	77.48	1458	78.84	+1.2
VanTotBd n	VTC	2.75	3.4	...	83.91	77.78	7	81.88	+2.3
VangR3K	VTHR	2.17e	1.7	...q	135.39	106.85	16	126.29	+10.8
VanR2KGr	VTWG	.82e	.6	...q	160.14	113.54	20	141.35	+15.9
VanR2KV	VTWV	1.88e	1.8	...q	119.55	88.37	42	106.13	+13.7
VangR2K	VTWO	1.50e	1.2	...q	139.27	101.11	119	123.36	+14.9
VanR1KGr	VONG	1.65e	1.1	...q	161.07	124.90	100	149.61	+11.2
VanIntTTr	VGIT	1.48	2.3	...q	63.93	61.52	532	63.57	+.2
VanR1KV	VONV	2.49e	2.3	...q	113.51	91.08	59	106.13	+9.3
VangR1K	VONE	2.28e	1.8	...q	135.26	107.05	27	126.27	+10.3
VanMtgBSc	VMBS	1.59	3.1	...q	51.93	50.19	689	51.71	+.4
VanLTCpB	VCLT	3.81	4.3	...q	91.45	83.22	183	88.12	+3.5
VanLTTrs	VGLT	2.09	2.8	...q	76.18	68.97	284	74.94	+.3
VanIntCpB	VCIT	2.87	3.4	...q	85.22	81.95	960	84.86	+2.4
VangSTInfl	VTIP	1.56e	3.2	...q	49.18	47.69	605	48.27	+.7
VanTIntBd	BNDX	.65	1.2	...q	55.34	53.85	1316	54.93	+1.3
VanTIntStk	VXUS	1.54e	3.0	...q	58.58	45.59	705	50.54	+7.0
VantEng n	VEAC	...	...	...cc	10.28	9.71	46	10.17	+1.2
VantEng wt	VEACW	...	...	...				1.19	
VantEn un	VEACU	...	...	...	10.68	10.01		10.21	-1.8
VarexImag	VREX	...	...	...	39.39	21.57	249	31.38	+32.5
Varonis	VRNS	...	...	...dd	83.10	48.67	688	55.52	+5.0
VascuBio	VBLT	...	...	...	6.95	.60	34	1.32	+36.1
Vaxart rs	VXRT	...	...	...	9.24	1.65	9	1.93	+2.7
VectoIQ n	VTIQ	...	...	...dd	10.00	9.51	4	9.87	+1.8
VectoIQ un	VTIQU	...	...	...	10.54	9.97		10.34	+2.6
VeecoInst	VECO	...	...	...dd	20.55	6.27	427	11.45	+54.5
VBradley	VRA	...	...	16	17.38	7.94	224	9.08	+6.0
Veracyte	VCYT	...	...	...dd	19.44	5.23	247	18.00	+43.1
Verastem	VSTM	...	...	...dd	10.35	2.77	1737	3.08	-8.3
▲Vericel	**VCEL**	...	...	...dd	**18.87**	**6.60**	**1132**	**19.21**	+10.4
VerintSys	VRNT	...	...	61	52.45	37.10	797	52.17	+23.3
Verisign	VRSN	...	...	38	176.76	109.20	433	175.11	+18.1
Verisk	VRSK	...	...	39	125.99	92.62	537	123.84	+13.6
Veritex	VBTX	.13p	...	20	33.08	20.34	436	26.75	+25.1
Veritone n	VERI	...	...	...	24.76	3.65	483	5.24	+37.9
Vermillion	VRML	...	...	...dd	1.62	.27	107	.78	+160.0
VeronaPh n	VRNA	...	...	...	25.55	5.55	7	5.99	-37.9
VerraMo n	VRRM	...	...	...	11.77	9.00	177	10.89	+11.6
Verrica n	VRCA	...	...	...dd	23.29	6.44	23	11.97	+46.9
VertexEn	VTNR	...	...	...dd	2.04	.85	12	1.17	+14.7
VertxPh	VRTX	...	...	28	195.81	144.07	918	185.72	+12.1
Veru Inc	VERU	...	...	...dd	2.37	1.20	137	1.37	-2.1
ViaSat	VSAT	...	...	...dd	76.40	55.93	558	74.94	+27.1
ViacomA	VIA	.80	2.3	8	40.30	27.01	18	34.85	+25.3
ViacomB	VIAB	.80	2.8	6	34.58	23.31	3976	28.55	+11.1
Viavi	VIAV	...	...	...cc	12.82	9.11	2889	12.26	+22.0
Vical rs	VICL	...	...	...dd	1.82	.85	37	.99	-16.5
Vicor	VICR	...	...	...	64.50	16.90	270	38.35	+1.5
VicDvAcc n	VSDA	...	...	...	31.48	26.21	1	30.16	+9.3
VicMultiF n	VSMV	...	...	...	30.41	25.25	23	28.83	+8.2
Vict500VW	CFA	.44e	.9	...q	52.94	41.31	32	49.44	+12.4
VictDisEnV	CSF	.38e	.9	...q	50.77	37.23	10	40.88	+3.7
Vict500EV	CFO	.47e	1.0	...q	52.77	41.27	76	45.93	+4.6
VicEM Hi n	CEY	...	...	...	27.87	21.50	3	24.40	+11.1
VictDevVol	CIZ	.01j	...	...q	36.24	30.28	10	31.42	+2.3
VictIncEV	CDC	1.09e	2.5	...q	48.60	40.31	91	43.61	+3.1
VictSCVol	CSA	.16e	...	...q	51.78	38.40	1	45.87	+13.2
VictIntlVol	CIL	.15e	...	...q	42.98	33.34	3	36.83	+7.2
VicEmMkt	CEZ	...	...	...	30.68	23.17	1	25.64	+6.2
VictLCHiDv	CDL	.44e	...	...q	47.20	39.30	21	45.00	+8.8
VictIntHiD	CID	.33e	...	...q	37.24	29.02	1	31.54	+5.5
VictCap n	VCTR	...	...	...	13.50	7.27	85	11.85	+15.9
ViewRay n	VRAY	...	...	...	13.21	4.86	608	7.86	+29.5
VikingTh n	VKTX	...	...	...dd	24.00	3.69	3472	9.06	+18.4
ViknqTh wt	VKTXW	...	...	...				3.17	
VillagB&T	VBFC	...	...	33	35.50	28.77	1	33.50	+10.0
VillSupMkt	VLGEA	1.00	3.5	16	31.49	23.30	28	28.63	+8.1
ViomiTc n	VIOT	...	...	...dd	10.95	7.24	41	8.22	+5.4
ViperEnPt	VNOM	2.17e	6.2	71	44.00	21.51	1131	34.98	+34.3
VirTra n	VTSI	...	...	...cc	7.36	3.00	4	3.87	+26.1
Virco	VIRC	.06	1.4	...	5.35	3.70	2	4.28	+7.0
VirgTrn n	VTUS	...	...	...					
VirtuFin n	VIRT	.96	3.7	10	37.85	19.65	884	25.72	-.2
VirtusInv	VRTS	2.20	2.2	13	138.03	70.00	94	98.36	+23.8
VirtusIn pf	VRTSP	1.81	2.0	...	114.06	66.63	5	88.32	+16.4
Virtusa	VRTU	...	...	95	58.60	37.80	147	51.05	+19.9
VistaGn n	VTGN	...	...	...	2.44	.81	219	1.66	+10.7
Visteon s	VC	...	...	16	139.45	56.59	467	80.70	+33.9
VitalThera	**VTL**	...	...	...dd	**9.75**	**.15**	**2780**	**.24**	+28.0
ViveveMd h	VIVE	...	...	...dd	4.69	.93	138	1.05	
Vivopwr h	**VVPR**	...	...	...	**6.69**	**.59**	**8**	**1.05**	+62.8
Vivus rs	VVUS	...	...	2	9.88	2.15	37	5.20	+133.2
Vodafone	VOD	1.74e	9.7	...	30.20	17.70	4575	17.94	-7.0
VoyagerT n	VYGR	...	...	...dd	31.91	7.76	144	10.64	+13.2
vTvTherap	VTVT	...	...	...dd	7.26	.65	254	2.45	-7.5
Vuzix	VUZI	...	...	...dd	9.60	3.84	256	3.96	-17.7

- W -

Name	Ticker Symbol	Div	Yield	PE	52-week High	52-week Low	Vol 1000s	Last	YTD %Chg
:WCF Bcp n	WCFB	.20	2.5	...	10.24	7.85	3	7.96	-3.4
WD 40	WDFC	2.44f	1.4	37	187.50	118.80	120	172.36	-5.9
WSFS s	WSFS	.44	1.1	11	57.70	33.75	220	41.40	+9.2
WVS Fn	WVFC	.40f	2.5	19	17.90	12.25	0	16.11	+9.1
WaitrHl	WTRH	...	...	...	12.49	11.37	119	12.05	+1.3
WalgBoots	WBA	1.76	2.4	13	86.31	59.07	3855	72.11	+5.5
WashFed	WAFD	.80f	2.7	12	36.53	24.67	448	29.30	+9.7
WshTrst	WASH	1.88f	3.6	15	63.25	45.93	23	52.46	+10.4
WaterstnF	WSBF	.48a	2.9	16	18.10	15.20	107	16.38	-2.3
WaveLfSc n	WVE	...	...	...	56.00	32.25	111	36.53	-13.1
WaysideT	WSTG	.68	6.5	5	15.20	9.60	1	10.43	+4.3
WlthbAc un	HHHHU	...	...	...	10.06	10.01	28	10.04	+.3
WeiboCorp	WB	...	...	...	142.12	51.15	1831	65.53	+12.2
WtWatch	WTW	...	...	21	105.73	27.97	1462	29.88	-22.5
WelleslyBc	**WEBK**	**.22**	**.7**	**22**	**34.50**	**27.74**	**0**	**33.79**	+21.8
Wendys Co	WEN	.34	1.9	20	18.68	14.96	2844	17.90	+14.7
WernerEnt	WERN	.36	1.0	18	42.80	28.67	621	35.06	+18.7
Wesbanc	WSBC	1.16	2.9	17	51.12	34.14	208	40.40	+10.1
WestBcp	WTBA	.80	3.6	14	26.95	18.06	17	22.13	+15.9
WAmBcp	WABC	1.60	2.6	23	65.39	52.05	126	62.24	+11.8
WestellT rs	WSTL	...	...	...dd	3.64	1.85	26	2.10	+11.1
WDigital	WDC	2.00	4.2	5	106.96	33.83	5293	47.98	+29.8
WstNwEnB	WNEB	.20f	2.1	15	11.25	8.50	24	9.75	-2.9
WstptFuel g	WPRT	...	...	...dd	3.77	1.17	788	1.36	+2.3
WestwtrRs	**WWR**	...	...	...	**.86**	**.13**	**1623**	**.17**	+20.7
WeycoGp	WEYS	.92	3.3	15	39.93	26.70	8	27.54	-5.6
Wheeler wt	WHLRW	...	...	...				.03	
Wheelr pfB	WHLRP	2.25	22.3	...	19.50	6.20	9	10.08	+29.6
Wheelr pfD	WHLRD	2.19	18.6	...	22.00	7.00	2	11.76	+22.1
Wheeler rs	WHLR	1.36	76.4	...dd	6.30	.72	35	1.78	+99.8
WhiteHFin	WHF	1.42	10.1	9	15.80	10.92	14	14.05	+10.5
WhitHF25 n	WHFBZ	1.63	6.4	...	26.95	23.76	1	25.45	+4.2
Wilhelmina	WHLM	...	...	38	7.54	4.90	0	6.02	+3.2
WillScot wt	WSCW	...	...	...				1.35	
WillScot	WSC	...	...	...	18.19	8.21	400	10.21	+8.4
WillmValV	WVVI	.22p	...	21	8.55	6.66	13	7.09	+2.9
WillVV pfA	WVVIP	.22e	4.5	...	5.25	4.38		4.93	+9.4
Willdan	WLDN	...	...	27	39.00	19.60	33	35.88	+2.6
▲WillisLFn	WLFC	...	...	10	41.68	26.62	12	42.01	+21.4
WillisTwW	WLTW	2.40	1.4	40	172.21	134.50	878	168.50	+11.0
Windstm rs	WIN	...	...	...	9.18	1.77	448	3.16	+51.2
Wingstop n	WING	.36a	.5	78	75.58	41.76	389	68.63	+6.9
Winmark	WINA	.60	.4	27	187.10	123.65	3	166.45	+4.7
WinsFin	WINS	...	...	...	165.00	20.98	4	23.90	+11.1
Wintrust	WTFC	1.00f	1.4	15	99.96	61.53	403	72.71	+9.4
Wintrst pfD	WTFCM	1.64	5.9	...	28.85	24.10	8	28.00	+11.6
WisdTrMdE	GULF	1.10e	5.5	...q	20.14	17.75	2	19.92	+6.1
WT SCQDv	DGRS	.66e	1.9	...q	38.74	29.40	20	35.48	+13.9
WT USQDv	DGRW	.59e	1.4	...q	44.96	35.85	237	41.69	+8.8
WTChixSte	CXSE	1.54e	2.2	...q	94.58	58.73	14	70.33	+15.5
WTEMCpBd	EMCB	3.18	4.5	...q	72.30	67.08	0	69.99	+2.9
WisdomTr	WETF	.12	1.8	31	11.82	5.73	1699	6.54	-1.7
WTEMQDv	DGRE	.67e	2.8	...q	28.31	21.07	23	24.04	+8.2
WT NegAB	AGND	.78	1.8	...q	45.12	42.22	3	42.75	+.6
WT IntHdg	AGZD	.84	1.8	...q	49.51	46.63	18	47.61	+.7
WT NegHY	HYND	.90e	4.5	...q	22.48	19.19	7	20.20	+4.4
WT IntHY	HYZD	1.02	4.4	...q	24.42	21.10	51	23.36	+4.2
WTGermH	DXGE	1.39e	2.6	...q	33.29	25.60	5	27.90	+5.4
WT JpSCEq	DXJS	1.10e	.6	...q	46.90	34.90	13	39.26	+6.5
WTEMCnG	EMCG	.59e	2.7	...q	28.10	18.97	5	21.56	+8.4
Wix.com	WIX	...	...	...	121.45	59.80	503	119.66	+32.5
Woodward	WWD	.65f	.7	34	94.89	68.40	349	93.21	+25.5
Workday	WDAY	...	...	...dd	193.08	113.75	1385	188.54	+18.1
Workhrs rs	WKHS	...	...	...dd	3.31	.37	3031	1.00	+89.4
WldAccept	WRLD	...	...	17	125.14	89.78	85	113.79	+11.3
WrapTc n	WRTC	...	...	...	5.00	2.89	56	4.28	+35.9
▲WrightMed	WMGI	...	...	...dd	31.14	19.01	1855	31.35	+15.2
WrightM rt	WMGIZ	1.50p	...	...	1.62	.00	31	.01	-46.2
Wynn	WYNN	3.00	2.4	16	202.48	90.06	2837	123.43	+24.8

X-Y-Z

Name	Ticker Symbol	Div	Yield	PE	52-week High	52-week Low	Vol 1000s	Last	YTD %Chg
:xG Tech rs	XGTI	...	...	...	1.49	.22	59	.35	+10.9
XOMA rs	XOMA	...	...	...dd	29.29	11.02	58	14.00	+10.7
XTL Bio rs	**XTLB**	...	...	...	**3.94**	**1.43**	**5**	**2.25**	+30.1
XBiotech n	**XBIT**	...	...	...	**10.70**	**2.13**	**116**	**8.80**	+73.2
XcelBrnds	XELB	...	...	5	3.50	.00	4	1.35	+19.5
XcelEngy	XEL	1.52	2.9	23	54.11	41.99	6425	53.27	+8.1
Xencor	XNCR	...	...	...dd	48.38	21.57	125	35.07	-3.0
XeneticB n	XBIO	...	...	...	8.95	1.37	102	2.13	+29.9
XenithB rs	XBKS	...	...	33				33.83	
XenonPhm	XENE	...	...	...	15.92	3.55	26	8.02	+27.1
▼XeriaPh n	**XERS**	...	...	**13**	**27.98**	**10.42**	**2778**	**9.21**	-45.8
Xilinx	XLNX	1.44	1.2	60	118.95	62.54	2662	117.52	+38.0
Xperi	XPER	.80	3.5	...dd	24.25	12.08	459	22.85	+24.3
XpressSp rs	XSPA	...	...	1	1.00	.11	335	.21	+32.1
Xunlei Ltd	XNET	...	...	...	15.92	3.13	120	3.34	-1.8
YRC Wwde	YRCW	...	...	10	11.76	2.41	1105	7.22	+129.2
YY Inc	YY	...	...	5	140.39	55.55	1007	68.87	+15.1
Yandex	YNDX	...	...	86	44.49	24.90	4599	34.41	+25.8
▼YangRvPt n	**YERR**	...	...	...	**12.44**	**.60**	**1625**	**.52**	-87.0
Yatra n	YTRA	...	...	...dd	8.16	3.70	105	4.25	+5.7
Yld10Bio rs	**YTEN**	...	...	...dd	**3.10**	**.68**	**139**	**1.04**	+25.3
YintechIn n	YIN	.36e	5.1	...dd	10.86	3.97	52	7.00	+14.8
YmAbsTh n	YMAB	...	...	...dd	31.00	15.17	26	21.42	+5.3
YogaWks n	YOGA	...	...	...	2.99	.37	48	.58	+13.7
YorkWater	YORW	.69f	2.0	34	36.10	27.45	17	34.20	+6.7
Youngevt n	YGYI	...	...	...dd	16.25	3.17	361	7.89	+37.9
ZK Intl n	ZKIN	...	...	...	8.30	1.25	212	1.38	-2.8
Zafgen	ZFGN	...	...	...dd	12.36	4.10	167	4.46	-9.9
Zagg	ZAGG	...	...	10	19.40	7.96	319	11.91	+21.8
ZaiLab n	ZLAB	...	...	...	33.86	14.29	132	27.54	+18.6
ZealndPh n	ZEAL	...	...	...	18.91	11.51	1	14.70	+26.6
▲ZebraT	**ZBRA**	...	...	**48**	**184.75**	**114.57**	**2749**	**196.47**	+23.4
ZillowA s	ZG	...	...	85	65.42	26.20	387	35.82	+14.0
ZillowC n	Z	...	...	...cc	65.70	26.38	1979	35.97	+13.9
ZionO&G	ZN	...	...	...dd	5.80	.39	141	.47	+12.7
ZionsBcp	ZION	1.20	2.5	14	59.19	38.08	2705	48.93	+20.1
ZionsB wt20	ZIONW	...	...	...				20.93	
Ziopharm	ZIOP	...	...	...dd	5.00	1.56	1075	2.57	+37.4
Zix Corp	ZIXI	...	...	64	8.60	3.82	296	8.31	+45.0
Zogenix rs	ZGNX	...	...	...dd	62.75	33.43	320	47.06	+29.1
ZosanoP rs	**ZSAN**	...	...	...	**25.70**	**1.85**	**142**	**2.20**	+3.8
Zscaler n	ZS	...	...	...	50.90	24.76	1310	50.08	+27.7
Zumiez	ZUMZ	...	...	17	32.70	17.57	235	23.50	+22.6
Zynerba n	ZYNE	...	...	...dd	12.50	2.75	477	5.33	+79.5
▲▼Zynex n	ZYXI	...	...	...	4.96	4.85	21	4.95	+1.8
▲Zynga	ZNGA	...	...	...cc	5.00	3.32	14119	4.98	+26.7
▲iShGlGr n	BGRN	...	...	...	51.57	50.16	1	51.64	+1.9

Money Market Funds

Money Funds

Fund	Avg Maturity	Avg Yield
AB Government Money	...	2.32
AB Government Money	...	2.33
AB Government Money	...	2.33
AIM MMCshRes	36	1.90
AIMMMInv	36	2.05
AIM Premier Portfoli	30	2.52
AIM Premier Tax Exem	7	1.50
AIM Premier U.S. Gov	38	2.28
AIM Short Term Invts	41	2.27
AIM Short Term Invts	10	1.38
AIM Short Term Invts	14	2.40
AIM Short Term Invts	29	2.51
AIM Short Term Invts	37	2.29
AlBernExRK p	...	2.28
AllBrnExRsv I	...	2.31
AlliBernExRsvA	...	2.24
AlliBernExRsAd	...	2.24
AlliBernExRsvB	...	2.22
AlliBernExRsC	...	2.24
ABGovMMSel	29	2.31
AmC CapPr	41	1.97
AmC Prime	33	2.13
AmCentUSGv	31	2.01
AmCPrime t	33	1.88
American Century Pri	33	1.38
BBH MM Inst	40	2.15
BBH MMkt	40	1.88
BLFMuniDlr	47	1.21
BMOGov I p	9	2.23
BMO Gov Y	9	1.98
BMO Institutional Pr	24	2.42
BMO Institutional Pr	24	2.18
BMOPrimeI p	23	2.42
BMO Prime Y	23	2.17
BNY Mellon Governmen	35	1.90
BNYMellon M	35	2.15
BNY Mellon National	25	1.05
BR TFdCsMg	27	1.76
BL FedTrDlr	35	2.02
BLFTrCsMg	40	1.76
BLFT Adm	27	2.16
BlackRock Cash Fds,	24	2.30
BLFFedFDlr	27	2.05
BLFedFdPCS p	27	1.79
BLFFedFnd	27	2.30
BRInst	30	2.46
BLFCASel p	6	.29
BLFedFdSel p	27	1.47
BLMunFdSel	47	.65
BLFTempFdSel	38	1.71
BlackRock Liquidity	27	2.26
BlackRock Liquidity	35	1.91
BlackRock Liquidity	27	1.90
BlackRock Liquidity	40	1.86
BlackRock Liquidity	6	.52
BlackRock Liquidity	27	1.86
BlackRock Liquidity	35	1.77
BlackRock Liquidity	27	1.80
BlackRock Liquidity	40	1.43
BlackRock Liquidity	27	2.22
BlackRock Liquidity	27	1.43
BLF FedTr	35	2.27
BLF TrsTr	40	2.26
BLFTrsTrDlr	40	2.01
BLFT FundDlr	27	2.01
BLFMunCsh	22	1.17
BRInvest	30	2.12
BlackRock Money Mark	30	1.37
BLNYMfPCS p	6	.89
BRSvc	30	2.18
BLFTempFdPCS	38	2.03
BRLiqTrsTAd	40	2.16
BLFM MuniCsh	22	1.42
BLF TempFd	38	2.53
BLFTmpDlr	38	2.28
BLFTmCsDlr	37	2.27
BLFedTrAd	35	2.17
BlkrkLqTmpAd	38	2.43
BRLiqTmpCR	38	2.14
BLMuAdm	47	1.36
BLF TmpCsh	37	2.52
BLFT TrFund	27	2.26
BLFedAdm	27	2.20
BLMuCshMg	20	.90
BLFTmCshMg	38	2.03
CNIGovtA p	28	1.66
California Tax-Free	36	1.14
CapResFd p	35	1.73

Fund	Avg Maturity	Avg Yield
Cash Account Tr, Gov	18	2.09
Cash Account Tr, Gov	18	2.29
Cash Account Trust -	18	1.45
Cash Account Trust:	27	.58
Cash Acct Tr: Govt &	18	2.22
Cash Acct Tr: Tax Ex	27	1.00
Cash Acct Tr: Tax Ex	27	1.36
Cash Acct Tr: Tax Ex	27	1.40
CashMgtInst	17	2.20
CashResInst	17	2.21
CavanalCshAd	28	1.87
Cavanal Hill Governm	28	2.16
Cavanal Hill Governm	28	2.21
Cavanal Hill Governm	28	2.13
Cavanal Hill U.S. Tr	14	2.13
Cavanal Hill U.S. Tr	14	2.21
Cavanal Hill U.S. Tr	14	2.01
CavanalTrAdm	14	1.71
CitiznSelTreA	43	2.26
CitiznSelTreB	43	2.06
CityNaRoGv p	28	1.51
CityNRochGv	28	1.96
Columbia Government	41	1.81
Columbia Government	33	1.90
Columbia Government	33	1.91
Columbia Government	33	2.08
Columbia Government	33	1.91
ColumbiaA	33	1.91
Columbia Z	33	1.90
DWSMSerMgd	17	2.37
DWSMSerInst	17	2.37
DWS MMkt	26	2.10
DWS Variable NAV Mon	24	2.17
DavisGvtA	31	1.96
Deutsche Money Marke	26	1.84
Deutsche Money Marke	26	1.11
Deutsche Money Marke	26	2.10
DryBasic	27	2.23
DryInsPfGHm	18	2.28
DryInsPfGvP	18	2.03
DryTrsAgcyC	5	1.96
DryResInst	18	2.33
Dreyfus Cash Mgmt Ad	27	2.47
Dreyfus Cash Mgmt In	27	2.57
Dreyfus Cash Mgmt In	27	2.32
Dreyfus Government S	40	1.84
Dreyfus Government S	40	1.99
Dreyfus Government S	40	2.14
Dreyfus Government S	40	2.25
Dreyfus Govt Cash Mg	21	2.29
Dreyfus Govt Cash Mg	21	2.04
Dreyfus Govt Cash Mg	21	2.19
Dreyfus Govt Cash Mg	21	1.89
Dreyfus Institutiona	43	2.31
Dreyfus Institutiona	18	2.50
Dreyfus Institutiona	28	1.96
Dreyfus Institutiona	28	2.21
Dreyfus Institutiona	5	2.26
Dreyfus Instl Prefer	18	2.44
Dreyfus Liquid Asset	20	2.16
Dreyfus Liquid Asset	20	1.75
Dreyfus Municipal Ca	18	1.26
Dreyfus Municipal Ca	18	1.01
Dreyfus New York Mun	29	1.29
Dreyfus New York Mun	29	1.04
Dreyfus Prime Money	30	2.44
Dreyfus Tax Exempt C	9	1.42
Dreyfus Tax Exempt C	9	1.17
Dreyfus Treasury Cas	12	2.25
Dreyfus Treasury Cas	12	2.01
Dreyfus Treasury Cas	12	2.16
Dreyfus Treasury Cas	12	1.86
Dreyfus Treasury Sec	39	2.26
Dreyfus Treasury Sec	39	2.01
Dreyfus Treasury Sec	39	2.16
Dreyfus Treasury Sec	39	1.86
Dreyfus Treasury and	11	2.33
DryfLA	20	1.84
DryInTrAgcHm	5	2.21
DryTrPmCsh I	28	2.25
DryfGenTrPrA	51	1.39
EdwJones IS	29	.80
EdwJonesRS	29	.78
FIMMDom I	27	2.45
FIMMDomII	27	2.30
FIMMDomIII	27	2.20
FIMMGov I	23	2.28
FIMMGovII	23	2.13
FIMMGovIII	23	2.03

Fund	Avg Maturity	Avg Yield
FIMM Government Port	23	2.32
FIMMMMkt I	33	2.50
FIMMMMktII	33	2.35
FIMMMMktIII	33	2.25
FIMMTrOnlyII p	38	2.11
FIMMTrOnly3	38	2.01
FIMMTrOnly I	38	2.26
FIMM Treasury Only P	38	2.30
FIMM Treasury Portfo	19	2.29
FIMMTry I	19	2.25
FIMMTryII	19	2.10
FIMMTryIII	19	2.00
FedCAMunilI	36	.89
FedCAMunCS p	36	.54
FedCAMunCap	36	1.19
FedGovOblCp	25	2.15
FedGovOb IS	25	2.26
FedGovOblSv	25	2.03
FedMMEagle	32	2.34
FedNYMun WS	36	1.31
FedPAMu WS	30	1.15
FedPrCshObCp	31	2.39
FedPrVlObSv	1	2.28
FedPrVlOblCp	1	2.43
FedPrVluObl	1	2.53
FedPrCshOblIS	31	2.49
FdPrCshObSv	31	2.24
FedPriOb IS	31	2.53
FedPrObSvc	31	2.33
FedTrstUSTr	26	2.23
FedTrsOb IS	26	2.26
FedTreasObSv	26	2.01
FedTrsOblCp	26	2.16
FedUSTCshSv	41	2.00
FedUSTrsIns	41	2.25
FedVaMuCsCS p	28	.57
Federated Government	25	1.30
Federated Government	39	1.93
Federated Government	24	1.57
Federated Government	24	1.19
Federated Government	24	1.17
Federated Government	24	1.57
Federated Government	25	1.61
Federated Government	25	1.44
Federated Government	25	2.30
Federated Institutio	6	1.37
Federated Institutio	31	2.21
Federated Institutio	32	2.29
Federated Institutio	32	2.44
Federated Institutio	31	2.48
Federated Institutio	32	2.54
Federated Municipal	35	.93
Federated Municipal	35	1.15
Federated Municipal	35	.69
Federated Municipal	35	.81
Federated Prime Cash	31	1.61
Federated Prime Cash	31	1.64
Federated Prime Cash	31	1.79
Federated Prime Cash	31	1.99
Federated Prime Cash	31	2.15
Federated Treasury O	26	1.94
Federated Trust for	26	1.53
Federated Trust for	26	1.40
FedMstr	1	1.64
FidTrAdvC t	18	.98
Fidelity California	17	1.35
Fidelity California	17	1.10
Fidelity Domestic Po	27	2.40
Fidelity Flex Govern	12	2.46
Fidelity Government	27	1.51
Fidelity Government	27	1.76
Fidelity Government	27	2.14
Fidelity Government	27	2.21
Fidelity Government	27	1.76
FidGovPortS	23	2.23
Fidelity Insti Money	33	2.54
Fidelity Insti Money	27	2.49
Fidelity Insti Money	27	1.96
Fidelity Insti Money	19	1.75
Fidelity Insti Money	38	1.76
Fidelity Investments	28	2.51
Fidelity Investments	28	2.42
Fidelity Investments	28	2.22
Fidelity Investments	28	2.32
Fidelity Investments	28	2.47
FidCashRes	26	2.07
FidSpGov	27	2.04
FidSpMM	33	2.27
FidSpUSTr	38	1.98

Fund	Avg Maturity	Avg Yield
FidMMPortS	33	2.45
Fidelity Massachuset	33	1.40
Fidelity Massachuset	33	1.15
Fidelity Money Marke	33	2.39
Fidelity New Jersey	54	1.39
Fidelity New Jersey	54	1.14
Fidelity New York AM	23	1.41
Fidelity New York AM	23	1.16
Fidelity SAI Municip	29	1.55
Fidelity Series Gove	28	2.46
Fidelity Tax-Exempt	36	1.31
Fidelity Treasury Mo	18	2.01
Fidelity Treasury On	38	2.21
FidTrPortsS	19	2.20
FidTrsyCR	18	1.48
FidTryDly M	18	1.73
FinSqFed	38	2.24
FinSq Gov	28	2.30
FinSq POF	53	2.60
FinSqTrsy	38	2.24
FinSq TOF	29	2.26
FinSq MMF	53	2.60
FstAmGvObD	22	1.85
FstAmGvObY	22	2.00
FstAmTrObD	17	1.84
FstAmGvObA p	22	1.70
FstAmPrObY	20	2.21
FstAmTrObA p	17	1.69
FstAmTrObY	17	1.99
First American Gover	22	2.31
First American Insti	15	2.28
First American Treas	17	2.30
First American U.S.	38	2.23
First American U.S.	38	1.83
First American U.S.	38	1.68
First American U.S.	38	1.98
FtInvCs	45	1.85
First Investors Gove	45	1.74
FsAmGvObII	22	2.15
FstAmTrObII	17	2.14
FsAmISTrII	38	2.13
FstAmPrObZ	20	2.51
FstAmPrObl	20	2.26
FsAmPrObII	20	2.36
FstAmTrObZ	17	2.26
FstAmTreResA	17	1.31
Gabelli U.S. Treasur	54	2.35
Gabelli U.S. Treasur	54	2.35
GabelliUST	54	2.35
GartmrMMPr	25	1.96
GnCAMuB	9	.62
GnTrsAgcy A	8	1.72
GnTrsAgcy R	8	1.92
GnGvSec	31	1.64
GeneralB p	28	1.66
General Government S	31	1.88
GnGovB p	31	1.42
General Money Market	28	2.12
General Municipal Mo	16	1.00
General Treasury Sec	51	1.64
General Treasury Sec	51	1.81
General Treasury and	8	1.47
GnMMkt	28	1.90
Goldman Sachs Fds, F	38	2.14
Goldman Sachs Fds, F	38	2.21
Goldman Sachs Financ	53	2.50
Goldman Sachs Financ	53	2.10
Goldman Sachs Financ	53	2.35
Goldman Sachs Financ	28	2.20
Goldman Sachs Financ	28	1.80
Goldman Sachs Financ	28	2.05
Goldman Sachs Financ	29	2.16
Goldman Sachs Financ	29	1.76
Goldman Sachs Financ	29	2.01
Goldman Sachs Financ	53	2.50
Goldman Sachs Financ	53	2.10
Goldman Sachs Financ	53	2.35
Goldman Sachs Financ	38	1.99
Goldman Sachs Financ	38	1.74
Goldman Sachs Financ	38	2.14
Goldman Sachs Financ	38	1.74
Goldman Sachs Financ	38	1.99
Goldman Sachs Financ	28	2.27
Goldman Sachs Financ	38	2.21
Goldman Sachs Financ	29	2.23
Goldman Sachs Financ	53	2.57
Goldman Sachs Financ	53	2.57
Goldman Sachs Financ	53	2.45
Goldman Sachs Financ	53	2.45

Fund	Avg Maturity	Avg Yield
Goldman Sachs Financ	29	2.11
Goldman Sachs Financ	38	2.09
Goldman Sachs Financ	28	2.15
Goldman Sachs Financ	38	2.09
Goldman Sachs Financ	38	1.59
Goldman Sachs Financ	38	1.44
Goldman Sachs Financ	38	1.89
Goldman Sachs Financ	38	1.59
Goldman Sachs Financ	38	1.44
Goldman Sachs Financ	38	1.89
Goldman Sachs Financ	29	1.61
Goldman Sachs Financ	29	1.46
Goldman Sachs Financ	29	1.91
Goldman Sachs Financ	53	2.25
Goldman Sachs Financ	28	1.65
Goldman Sachs Financ	28	1.50
Goldman Sachs Financ	28	1.95
Goldman Sachs Financ	53	1.95
Goldman Sachs Financ	53	1.80
Goldman Sachs Financ	53	2.25
Goldman Sachs Financ	53	1.80
Goldman Sachs Financ	53	1.95
Goldman Sachs Financ	28	1.30
Goldman Sachs Financ	28	2.05
Goldman Sachs Financ	28	2.30
Goldman Sachs Financ	43	1.77
Goldman Sachs Financ	43	2.24
Goldman Sachs Financ	43	1.92
Goldman Sachs Financ	43	2.17
Goldman Sachs Financ	43	1.47
Goldman Sachs Financ	43	2.12
Goldman Sachs Financ	43	2.02
Goldman Sachs Financ	43	2.27
Goldman Sachs Invest	54	2.03
Goldman Sachs Invest	54	1.88
Goldman Sachs Invest	54	1.73
Goldman Sachs Invest	23	.43
Goldman Sachs Invest	23	1.18
Goldman Sachs Invest	54	2.28
Goldman Sachs Invest	54	2.53
Goldman Sachs Invest	54	1.53
Goldman Sachs Invest	54	2.28
GovTxMgSvc	39	2.00
GovObTR	25	1.75
GovTxMgIS	39	2.25
Government Fund Clas	32	2.16
Government Obligatio	22	2.33
Government Obligatio	22	2.30
GovResFd P	24	1.42
HSBC U.S. Government	19	2.21
HSBC U.S. Government	19	2.32
HSBC U.S. Government	19	2.26
HSBC U.S. Government	19	2.28
HSBC U.S. Treasury M	21	2.16
HSBC U.S. Treasury M	21	1.91
HSBC U.S. Treasury M	21	2.27
HSBC U.S. Treasury M	21	2.23
HSBC U.S. Treasury M	21	2.25
HSBCUSGov A	19	1.81
HSBCUSGov D	19	1.96
Harbor Money Market	30	1.86
Harbor	30	2.11
HeritAdm	19	2.34
HeritInst	19	2.47
HewittMM p	24	1.77
ING MM A	25	2.08
ING MM I	25	2.08
Invesco Government M	36	2.14
InvescoA5	36	1.90
InvescoC5 p	36	1.16
Invesco Tax Exempt C	10	.78
Invesco Tax-Exempt C	10	.77
Investor Cash Tr, Tr	22	2.12
Investor Tax-Exempt	23	1.33
Investor Tax-Exempt	23	.93
Investor Tax-Exempt	23	1.18
Investor Tax-Exempt	23	1.40
Investor Tax-Exempt	23	1.28
Investor Tax-Exempt	23	.78
Investor Tax-Exempt	23	.63
Investor Tax-Exempt	23	1.08
InvCshTrTrs	22	2.25
Investors Cash Tr, T	22	1.72
Investors Cash Trust	22	2.28
Ivy Cash Management	31	1.03
Ivy Cash Management	31	1.18
Ivy Cash Management	31	1.99
Ivy Government Money	16	1.86
Ivy Government Money	16	1.90

Fund	Avg Maturity	Avg Yield
IvyMonyyC t	16	.92
IvyMnyA	16	1.61
IvyMM B	16	.77
JPMGvMMAg	21	2.20
JPMLqAsR	35	2.01
JPMGvPrem	21	2.01
JPMGvCap	21	2.28
JPMTrPlInv	18	1.93
JPMTrPlRs	18	1.75
JPMorg100 Agcy	43	2.19
JPM100 SecP	43	2.00
JPM100 TrInst	43	2.24
JPMorgan100	43	1.86
JPMLqAstP	35	2.26
JPMorganFed	44	1.86
JPMorFedAgcy	44	2.19
JPMorgFedPr	44	2.00
JPMLqAstAg	35	2.45
JPMLqAstC p	35	1.74
JPMLqAstMrg	35	2.12
JPMLqAstInst	35	2.50
JPMMunInst	6	1.37
JPMMuMorg	6	.99
JPMNYMuR p	6	.85
JPMorgPrm	33	2.19
JPMorgPrAgcy	33	2.44
JPMorgPrmPr	33	2.25
JPMTreasC t	18	1.47
JPMTrsPlusP	18	1.99
JPMTrsPlsMrg	18	1.85
JPMTrsPlsInst	18	2.23
JPMTrsPlsAg	18	2.18
JPMTrsSecR p	43	1.75
JPMUSGvInst	21	2.25
JPMUSGvtR p	21	1.76
JPMUSGvtMrg	21	1.87
JPMLqAsInv	35	2.20
JPMorgan 100% US Tre	43	2.27
JPMorgan California	6	1.03
JPMorgan California	6	.43
JPMorgan California	6	.78
JPMFedInst	44	2.24
JPMorgan Institution	15	1.37
JPMorgan Institution	15	1.42
JPMorgan Institution	15	1.40
JPMorgan Institution	15	1.32
JPMorgan Liquid Asse	35	2.53
JPMorgan Municipal M	6	.88
JPMorgan Municipal M	6	1.32
JPMorgan Municipal M	6	.53
JPMorgan New York Mu	6	1.10
JPMorgan New York Mu	6	.50
JPMorgan New York Mu	6	.85
JPMPrInst	33	2.49
JPMPrRsv	33	2.00
JPMorgan Prime Money	33	2.54
JPMorgan Prime Money	33	2.52
JPMorgan Prime Money	33	1.73
JPMorgan U. S. Treas	18	2.29
JPMorgan U.S. Govern	21	1.76
JPMorgan U.S. Govern	21	1.46
JPMorgan U.S. Govern	21	1.41
JPMorgan U.S. Govern	21	2.16
JPMorgan U.S. Treasu	18	2.26
JPMorgan US Governme	21	1.95
Liquid Assets Portfo	29	1.64
Liquid Assets Portfo	29	2.31
Liquid Assets Portfo	29	1.93
Liquid Assets Portfo	29	2.43
MainStay A	20	1.96
MainStay B	20	1.72
MainStay Money Marke	20	1.72
MainStay Money Marke	20	1.72
ManagersMM	21	2.29
Maryland Tax-Free Mo	31	1.27
Maryland Tax-Free Mo	31	1.20
Meeder Institutional	43	2.51
MeederRetl	38	2.25
ML CMATr	1	1.02
MilestnTOInst	31	2.21
MilestnTOInv	31	1.96
MHLIRSel	26	2.48
MMktGS2	26	2.29
MMktGS4	26	2.03
MMktProFdInv	17	1.44
MMktProFdSvc	17	.45
Mutual America Insti	23	1.81

Continued on **next page**

Continued from **previous page**

Money Market Funds

Fund	Avg Maturity	Avg Yield
Nationwide Governmen	25	1.72
NatnwdMMInst	25	2.01
New York Tax-Free Mo	13	1.27
NorthInstGovSel	51	2.24
Northern	46	2.34
NorthernGvSl	48	2.10
NorthInstGovt	48	2.19
NorthInstPrObSv	40	2.52
NthnInstPrObSh	40	2.52
Northern Institution	14	1.43
Northern Institution	48	2.19
Northern Institution	51	2.24
Northern Institution	51	2.24
NorthInstTreas	48	2.28
NorthernUSGv	47	2.10
OppCshResN t	29	1.86
OppenhCshC p	29	1.86
OppCshRes	29	1.86
Oppenheimer Governme	28	1.88
Oppenheimer Institut	27	2.36
Oppenheimer Institut	27	2.30
Oppenheimer Institut	27	2.29
OppMMFd A	28	1.88
PIMCO Government Mon	3	2.14
PIMCO Government Mon	3	2.14
PIMCO Government Mon	3	2.20
PIMCO Government Mon	3	2.30
PIMCO Government Mon	3	2.30
PIMCO Government Mon	3	2.30
PNC Government Money	30	2.16
PNC Gov A	30	2.05
PNC Gov I	30	2.25
PNC TrA p	36	1.99
PNC Tr I	36	2.19
PNC Treasury Plus Mo	17	2.14
PNC Treasury Plus Mo	17	2.07
PW PACE P	24	1.84
PhoenixMM A	25	2.18
Pioneer U.S. Governm	...	1.80
Pioneer U.S. Governm	...	1.25
PionrCs	...	1.74
PremGvtMP	38	2.28
PremierPort	30	2.52
Premier Portfolio Pe	30	1.99
Premier Portfolio Pr	30	2.22
Premier Portfolio Re	30	2.36
Premier Portfolio Re	30	1.64
PrimeObTR	31	2.03
PruMMartD	48	1.81
PruMMrtZ	48	2.02
Prudential Governmen	48	1.81
Prudential Governmen	48	1.69
Prudential Governmen	48	1.83
PruInstMM A	28	2.48
Putnam Government Mo	32	.01
Putnam Government Mo	32	.01
Putnam Government Mo	32	.01
Putnam Government Mo	32	.01
Putnam Government Mo	32	.01
Putnam Government Mo	32	.01
Putnam Government Mo	32	.01

Fund	Avg Maturity	Avg Yield
Putnam Government Mo	32	.01
Putnm MMA	25	2.16
Putnam Money Market	25	.01
Putnam Money Market	25	.01
Putnam Money Market	25	.01
PutnmMMC t	25	.01
RBCGvRBCI1	22	2.25
Retail Prime Obligat	24	2.53
Retail Prime Obligat	24	2.37
Retail Prime Obligat	24	2.47
Retail Prime Obligat	24	2.22
Retail Prime Obligat	24	2.26
Retail Prime Obligat	24	2.14
Rydex U.S. Governmen	18	1.37
SEI DITGovA	32	2.16
SEI DITGvIIA	41	2.23
SEI DITTrsA	17	2.11
SEI DITTrIIA	33	2.21
STI CshRes	33	2.08
STIC Prime Portfolio	14	2.25
STIC Prime Portfolio	14	1.53
STIC Prime Portfolio	14	1.85
STIC Prime Portfolio	14	2.32
STIT Liquid Assets	29	2.21
STIT STIC Prime Por	14	2.10
STIT Government & Ag	37	2.26
STIT Government & Ag	37	1.99
STIT Liquid Assets P	29	2.48
STIT STIC Prime Port	14	2.37
STIT Tax-Free Cash R	10	1.13
STIT Tax-Free Cash R	10	1.35
STIT Treasury Obliga	46	2.26
STIT Treasury Obliga	46	2.23
STIT Treasury Obliga	46	2.01
STIT Treasury Portfo	41	1.97
STIT Treasury Portfo	41	2.24
Saratoga Advantage T	1	.01
Saratoga U.S.Governm	1	.01
SaratgUSGvI	1	.01
SchwbACR-Pr	1	1.70
SchwbACR	1	1.70
SchwbCshRes	7	2.18
Schwab Government Mo	4	2.07
SchwbInv	33	2.31
SchwbRetAdv	32	2.29
Schwab Retirement Go	29	2.26
Schwab Treasury Obli	12	2.06
Schwab U.S. Treasury	6	2.00
SchbValAdv	33	2.33
SchwValAdUlt	33	2.48
SchbMM	1	1.29
Schb UST	6	1.80
SentinelGov A	12	1.81
StFrmMMLgA	6	1.74
State Farm Money Mar	6	1.57
State Farm Money Mar	6	1.57
State Farm Money Mar	6	1.57
State Farm Money Mar	6	1.64
State Farm Money Mar	6	1.63
State Farm Money Mar	6	1.62
State Farm Money Mar	6	1.63

Fund	Avg Maturity	Avg Yield
StStInstLRS	21	2.08
State Street Insti L	17	1.35
State Street Insti T	17	1.53
State Street Insti T	17	1.87
State Street Insti T	28	1.92
State Street Insti U	14	1.89
State Street Insti U	14	1.54
State Street Institu	14	1.93
State Street Institu	17	1.85
State Street Institu	14	1.86
State Street Institu	17	1.79
State Street Institu	28	1.84
State Street Institu	14	1.81
State Street Institu	14	1.64
State Street Institu	28	1.57
State Street Institu	14	1.91
State Street Institu	17	1.82
State Street Institu	21	2.02
State Street Institu	21	2.00
State Street Institu	21	1.83
State Street Treasur	17	1.91
SunAmMMA	26	.01
T. Rowe Price Govern	42	2.18
T. Rowe Price Instit	39	2.39
T. Rowe Price Tax-Ex	41	1.29
TDAM California Muni	3	.20
TDAM Insti U.S. Gov	3	1.90
TDAM Insti U.S. Gove	3	1.86
TDAM Institutional T	3	1.16
TDAM Institutional T	3	1.66
TDAM Institutional U	3	1.50
TDAMMMInv	3	1.51
TDAMMMkPr	3	1.50
TDAM Money Market Po	3	1.61
TDAM Money Market Po	3	1.41
TDAM Municipal Portf	2	.28
TDAM New York Munici	1	.43
TDAM U.S. Government	3	1.38
TDAMUSGv	3	1.48
TIAA-CREF Inst	45	.02
TIAA-CREF Money Mark	45	.02
TIAA-CREF Money Mark	45	.02
TIAACREF Ret	45	.02
TIAA-CREF Ret	45	.02
TRowSumCR	40	2.20
TRowPRF	42	2.05
TRowUST	43	2.05
Thriv MM Inst	32	2.06
Thriv MMk A	32	1.94
TreasObTR	26	1.76
Treasury Obligations	17	2.29
Treasury Portfolio P	48	2.23
U.S. Government Mone	31	1.26
U.S. Government Mone	31	1.76
U.S. Government Mone	31	2.46
U.S. Treasury Money	43	2.13
UBS Prime Investor F	23	2.17
UBS Prime Preferred	23	2.48
UBS Prime Reserves F	23	2.44
UBS RMA Government M	20	1.94
UBS Select Governmen	20	2.29

Fund	Avg Maturity	Avg Yield
UBS Select Governmen	20	1.98
UBS Select Governmen	20	2.25
UBS Select Governmen	20	2.23
UBS Select Prime Inv	26	2.21
UBS Select Prime Pre	26	2.52
UBS Select Treasury	21	2.22
UBS Select Treasury	21	2.24
UBS Select Treasury	21	1.97
UBS Select Treasury	21	2.28
UBS Tax-Free Institu	18	1.44
UBS Tax-Free Investo	18	1.17
UBS Tax-Free Preferr	18	1.48
US Government Money	22	1.46
US Government Money	22	2.16
USAA Mutl	49	2.11
USAA Treas	39	2.04
VALIC MMktl	27	.01
VALIC MMkII	28	.01
VangAdmTry	44	2.33
VangFdl	38	2.32
VangPr	37	2.47
VangPrInst	37	2.53
Voya Government Mone	25	2.08
Voya Government Mone	25	2.07
Voya Government Mone	25	1.08
Voya Government Mone	25	2.14
Voya Liquid Assets P	25	1.93
Voya Liquid Assets P	25	2.18
Voya Liquid Assets P	25	1.78
Voya Money Market Po	25	2.13
WA Select Tax Free R	34	1.39
WF 100% Treasury Mon	33	2.23
WF Government Money	20	2.32
Wells Fargo 100% Tre	33	2.13
WellsFargo A	20	2.07
WFCashInvAd	19	2.34
WFCashInst	19	2.47
Wells Fargo Cash Inv	19	2.54
Wells Fargo Fd, Trea	19	2.09
WFGovAdm	20	2.12
WFGvtMMA	20	1.86
Wells Fargo Heritage	19	2.54
Wells Fargo Heritage	19	2.24
WellsFargol 100	33	1.93
WellsFargoInsCsh	19	2.17
WellsFargoInsGv	20	1.96
Wells Fargo Money Ma	20	2.47
Wells Fargo Money Ma	20	2.17
Wells Fargo Municipa	5	1.42
WellsF100TrA	33	1.83
WellsFargo TrsyS	19	1.98
WellsFargoTrsyA	19	1.83
WellsFargo TrsyI	19	2.23
WFGvMMInst	20	2.26
Western Asset Govern	19	1.62
Western Asset Govern	19	1.44
WA GvtRsvA	19	1.83
WAInstGvInst	19	2.25
Western Asset Inst.	30	2.18
Western Asset Inst.	30	2.23
Western Asset Insti	37	2.20

Fund	Avg Maturity	Avg Yield
Western Asset Insti	31	2.08
Western Asset Instit	30	2.05
Western Asset Instit	19	2.20
Western Asset Instit	19	2.23
Western Asset NY Tax	19	1.01
Western Asset Prime	31	2.14
Western Asset Tax Fr	34	1.02
Western Asset US Tre	37	1.44
WstnUSTrN	37	1.84
WstnInstLqRsl	31	2.13
WstnPrmLiq	31	1.90
WstnInstUSTR	37	2.26
WstnPrmUSTR	37	1.99
Wilm GovSel	29	1.62
Wilm TrAdm	28	1.39
Wilm TrSvc	28	1.24
Wilm TrSvc	28	1.64
Wilm GovAdm	29	1.37
Wilmington U.S. Gove	29	1.22
WilmUSGov	34	2.16

Tax Exempt

Fund	Avg Maturity	Avg Yield
AIMTx	10	.68
AmC CATF	11	1.02
AmC TF	10	1.15
BMO TaxF I p	24	1.48
BMO TaxF Y	24	1.23
BNYMelNMuM	25	1.30
BLMunFdPCS p	47	.98
BRLM Muni	47	1.46
BRF NYMuni	6	1.38
BRFCAMuni	9	1.11
CashActTxEMgd	27	1.22
FIMMTxExII	28	1.30
FIMMTxEx3	28	1.20
FIMMTxExI	28	1.45
FedCAMuniSv	36	1.04
FedCAMu WS	36	1.29
FedGAMuCsh	18	1.08
FedMAMuCS p	39	.62
FedMAMuniSv	39	1.03
FedMuObl A	35	1.50
FedMuOblCap	35	1.40
FedMunOblSv	35	1.25
FedNYMuCSv	36	1.09
FedNYMuCS p	36	.61
FedNYMuCsII	36	.86
FedPAMuniCS	30	.56
FedPAMuCsSv	30	.95
FedTaxFObWS	37	1.43
FedTxFrObSv	37	1.18
FedMuniSvc	28	.96
FedTxF c	6	1.42
FidCA	15	1.05
FidCT	30	1.19
FidMA	37	1.09
FidMI	26	1.05
FidMuMM	41	1.24
FidNJ	48	1.06
FidNY	29	1.13
FidOH	42	1.12
FidPA	17	1.04

Fund	Avg Maturity	Avg Yield
FidSpCA	17	1.22
FidSpMA	33	1.28
FidSpNJ	54	1.27
FidSpNY	23	1.28
FidTEDly M	36	.94
FidAZ	22	1.08
Fid TECR	36	.69
FidTxEx MM	36	1.19
FidTaxExPortS	28	1.40
FinSq TEF	23	1.43
FstAmTFA	11	.83
FstAmTxFY	11	1.13
FsAmTxFObII	11	1.28
FstAmTFObZ	11	1.38
GenNJMun	30	.83
GenNYMuB	30	.90
GnMuB p	16	.57
GnNYMuB p	30	.51
GnCalMu	9	.75
JPMMuMMP	6	1.13
JPMorganCA	6	.89
JPMorganNY	6	.96
JPMorganTF	17	1.00
JPMorg TFPr	17	1.14
JPMTxFrR p	17	.89
JPMorgTFAgcy	17	1.33
JPMTxFrInst	17	1.38
NYTxFrMMI	24	2.09
NortnInstMuni	14	1.43
NorthernMun	22	1.28
PremierTxEx	7	1.50
SchwAMTTxF	28	1.04
SchwNYMuVA	24	1.27
SchwNYMuSw	24	1.02
SchwTxFValAd	28	1.26
ShwbTE	26	1.19
SchwabTxEx	26	1.29
Schwb CA	21	.99
ScudTECshInst	27	1.42
TDAMCAMu	3	.30
TDAMMuni	2	.38
TDAMNYMu	1	.53
TRowSumMu	42	1.18
TRowCA c	36	.92
TRowNY c	13	1.05
TRowTE c	41	1.21
USAATxEx	17	1.13
VangNJ	49	1.41
VangCA	25	1.36
VangPA	33	1.44
VangNY	25	1.48
VangTxEx	39	1.50
WFAMuCshM	5	1.52
WFA MuCsMSv	5	1.27
WFNatInstMM	6	1.43
WFNtTFMMSv	6	1.18
WellsFargoNat	6	1.33
WellsF NTFA	6	1.03
WstnFTxR N	34	.86
WstnInstTxFR	34	1.44
WstnNYTxR N	19	.86

Toronto stocks

Name	Vol	High	Low	Last	Chg
ARCResources	136913	10.02	9.79	9.93	...
AdvOil Gas	136328	2.41	2.25	2.26	-.07
AirCdaV VV	123521	32.02	31.23	31.98	+.34
AlamosGoldA	81186	6.06	5.82	6.03	+.16
AlgonquinPwr	108610	14.39	14.18	14.36	+.02
AlimntatnBSV	58570	74.20	72.65	73.55	+.27
AltaGasLtd	143692	15.29	14.68	15.29	+.55
AphriaInc	302915	12.37	11.85	12.05	-.10
AuroraCannabi	953466	9.70	9.30	9.43	-.13
B2GoldCorpo	197761	3.98	3.88	3.98	+.10
BCE Inc	237020	57.58	56.95	57.18	+.12
BMO WgtBkInx	121148	28.74	28.60	28.65	-.12
BarrickGold	444826	17.34	16.92	17.15	+.13
BauschHealth	78178	34.25	33.41	33.87	+.33
BaytexEnergy	364370	2.26	2.15	2.24	+.05
BirchcliffEng	381491	3.69	3.48	3.53	+.12
Bk NS	165501	74.57	73.94	74.32	-.27
BkMontreal	185972	97.89	97.26	97.35	-.52
BlackberryLtd	88529	11.34	11.15	11.30	+.06
BombardirBSV	4359490	2.53	2.17	2.51	+.47
BombardrAMV	77913	2.56	2.26	2.56	+.42
BrkfldPpPtn	68644	26.74	26.49	26.49	-.03
BrookfldALV	168312	58.00	56.39	57.03	-.07
CADGOOSEHOLD	214263	79.89	68.00	68.46	-9.92
CIBC	77136	112.22	111.42	111.83	-.08
CalfracWell	62940	3.24	2.85	3.18	+.24
CamecoCorp	83571	16.35	16.07	16.16	+.05
CannTustHoldi	72527	10.56	10.16	10.48	+.13
CanoeEITUn	91283	11.22	11.08	11.17	-.29
CanopyGrowth	270456	62.63	59.62	61.28	+.18
CdnEgySrvTc	57646	3.43	3.25	3.40	+.16
CdnNatRail	99659	110.38	107.88	109.94	+1.79
CdnNatRes	286204	35.81	35.41	35.41	-.04
CdnTireANV	59331	143.52	139.39	140.02	-6.99

Name	Vol	High	Low	Last	Chg
CenovusEngy	398589	11.44	11.04	11.11	+.07
ChaliceGoldO	60400	.12	.12	.12	+.01
ChampionOrdo	118632	1.49	1.42	1.46	-.03
ChemtradeUn	347509	10.47	9.03	9.40	-2.32
ChoiceREITUn	77343	13.46	13.23	13.46	+.27
CrescentPnt	332282	3.79	3.60	3.69	+.04
CrewEngy	91921	.93	.89	.92	+.01
CronosGroupI	227126	27.90	26.93	27.62	+.57
DenisonMines	83888	.73	.69	.71	+.02
DreamIndusRE	78046	10.92	10.63	10.89	+.28
EcoSynthetixJ	102552	1.96	1.85	1.94	+.10
EldoradoGld	59902	5.43	5.28	5.33	+.04
ElementFin	152388	7.38	7.17	7.33	+.16
EmeraInc	76428	46.58	46.01	46.08	-.13
EnCanaCorp	4898108	8.82	8.45	8.69	+.19
EnbridgeInc	778895	47.78	46.84	47.35	-.22
EnerplusCorp	86943	11.23	10.90	11.07	+.16
FirstCapRlty	69735	22.17	21.69	21.72	+.03
FirstQntumo	198803	14.12	13.75	13.93	+.13
FissionUrnmo	81685	.52	.50	.50	-.01
Fortis Inc	156922	47.15	46.66	47.00	-.19
FreeholdRoyal	111582	8.88	8.68	8.76	+.07
GMPCapital	58246	2.59	2.49	2.50	-.04
GildanActive	67812	46.02	45.04	45.89	+.49
GoldcorpInc	246584	14.43	14.10	14.34	+.07
GranTierrao	93311	3.17	3.00	3.15	+.15
GreenOrganicD	431643	3.75	3.53	3.73	+.17
GtWstLifeco	157748	29.45	29.07	29.20	-.18
H RRealUn	63582	22.65	22.39	22.39	-.04
HEXOCorp	99033	7.23	7.08	7.18	-.06
HrznCrdOilBl	464131	6.23	5.91	6.22	+.13
HrznCrdOilBr	343763	6.40	6.08	6.09	-.13
HrznNatGsBr	120586	7.05	6.84	7.03	+.13
HrznNtGsBul	217298	2.85	2.77	2.77	-.05

Name	Vol	High	Low	Last	Chg
HudBayMnrls	76085	7.66	7.52	7.63	-.01
HuskyEngy	108302	15.74	15.34	15.40	+.08
HznBetaProBr	62613	5.66	5.57	5.60	-.06
ISharesS P60	375316	23.68	23.49	23.64	+.15
IShrsCapEngy	118153	9.68	9.54	9.61	+.07
IShrsCapFin	71182	36.92	36.78	36.86	-.02
IamgoldCorp	97304	4.65	4.52	4.62	+.11
ImperialOil	101210	35.89	35.40	35.44	-.22
InterPipeline	238015	21.62	21.08	21.55	+.34
KeltExplo	92083	4.81	4.63	4.75	+.05
KeyeraCorp	60019	28.28	27.54	28.17	+.52
KillamAprtmnt	77133	17.98	17.57	17.75	+.16
KinrossGold	512845	4.47	4.25	4.32	+.06
Kirklandlake	64898	44.33	43.30	44.25	+1.13
Loblaw Co	61493	67.34	66.01	66.85	+.33
LundinMng	180183	6.13	5.90	6.07	+.08
MEGEnergy	165554	5.39	5.27	5.30	-.07
MagnaInt l	69429	68.57	66.94	68.33	+.64
ManulifeFin	870211	21.88	21.07	21.40	+.47
MegaUranmo	72680	.11	.10	.11	...
NWHealthcare	64949	11.24	10.84	11.12	+.30
NatBkCan	76195	62.04	61.50	61.79	-.26
NemaskaLithiu	940274	.36	.31	.32	-.04
New Gold	938920	1.50	1.19	1.20	-.43
NexGenEnergy	115579	2.36	2.32	2.35	+.03
NikoResources	141242	.01	.01	.01	-.01
NutrienLtd	91826	72.42	71.36	71.50	-.17
NuvistaEngy	182559	4.51	4.34	4.50	+.10
OceanaGoldCrp	71360	4.23	4.14	4.14	-.04
OsiskoMining	83569	3.15	3.01	3.15	+.14
PaintedPonyE	150516	1.53	1.40	1.51	+.11
PembinaPipe	137056	48.53	47.61	48.19	+.53
PeytoExpl	96619	7.32	7.06	7.26	+.15
PowerCorpSV	98540	26.99	26.69	26.77	-.09

Name	Vol	High	Low	Last	Chg
PrairieSkyRyl	104773	18.66	18.36	18.56	+.20
PrecisionDrl	573724	3.38	2.88	3.25	+.42
Prometico	454320	.34	.28	.34	+.07
RioCanRlUn	87776	25.55	25.06	25.54	+.44
RogersCommB	101188	72.86	71.30	72.70	+1.43
RoyalBank	198987	100.93	100.15	100.67	-.17
RoyalNickelo	219656	.75	.72	.72	-.03
SNCLavalin	113081	33.94	33.30	33.59	-.43
SandstormGold	60265	7.27	7.15	7.20	+.05
SevenGenCIA	125356	10.52	10.27	10.34	+.01
ShawCommBNV	70237	27.00	26.74	26.86	-.06
SherrittIntl	139696	.44	.41	.44	+.01
SierraWirelss	111125	16.15	14.35	15.06	-5.52
SprottResourc	78816	.01	.01	.01	+.01
SullidenMngC	59864	.09	.09	.09	-.01
SummitInREIT	96463	11.13	10.67	11.06	+.47
SunLifeFin	308654	47.04	46.34	46.87	+.49
SuncorEngy	416714	43.58	42.75	43.24	+.38
SupremeCannab	132889	1.91	1.77	1.79	-.09
T D Bank	278886	74.90	74.38	74.61	-.26
TORCOil Gas	81421	4.59	4.34	4.54	+.12
TeckResLimit	156029	28.87	28.33	28.60	+.11
Telus Corp	157477	47.46	46.76	46.82	-.08
TourmalineOil	60824	20.23	19.80	19.96	-.03
TransCdaCorp	227520	56.86	55.80	56.36	+.70
TricanWell	206265	1.51	1.36	1.47	+.09
TurquoiseHill	107234	2.23	2.15	2.17	-.04
UEXCorpo	130485	.16	.14	.15	-.01
Wallbridgeo	81023	.26	.24	.24	+.01
WesternForst	126724	1.95	1.84	1.90	-.02
WheatonPrecio	75360	28.19	27.67	28.16	+.49
WhitecapReso	240124	4.79	4.48	4.69	+.18
YamanaGld	348824	3.53	3.39	3.42	-.04

Treasury bonds

U.S. Treasury Bonds and Notes

Rate	Date	Bid	Ask	Chg	Yld
1.13	Feb 19 p	99.30	99.31		1.74
1.38	Feb 19 p	99.30	99.31		1.78
1.50	Feb 19 p	99.30	99.31		1.80
1.00	Mar 19 p	99.28	99.29		2.10
1.25	Mar 19 p	99.27	99.28		2.28
1.50	Mar 19 p	99.28	99.29		2.29
1.63	Mar 19 p	99.28	99.29		2.29
.13	Apr 19 f	99.25	99.26	+0.02	1.31
.88	Apr 19 p	99.23	99.24	-0.01	2.28
1.25	Apr 19 p	99.24	99.25		2.32
1.63	Apr 19 p	99.26	99.27		2.31
.88	May 19 p	99.19	99.20		2.32
3.13	May 19 p	100.05	100.06		2.37
1.13	May 19 p	99.19	99.20		2.38
1.25	May 19 p	99.21	99.22	+0.01	2.35
1.50	May 19 p	99.23	99.24		2.37
1.00	Jun 19 p	99.14	99.15		2.39
1.25	Jun 19 p	99.17	99.18		2.40
1.63	Jun 19 p	99.22	99.23	+0.01	2.40
.75	Jul 19 p	99.09	99.10		2.40
1.88	Jul 19 f	100.25	100.26	+0.02	
.88	Jul 19 p	99.08	99.09		2.41
1.63	Jul 19 p	99.19	99.20		2.42
.75	Aug 19 p	99.04	99.05		2.43
3.63	Aug 19 p	100.17	100.18		2.45
8.13	Aug 19 k	102.23	102.24	-0.01	2.54
1.00	Aug 19 p	99.06	99.07	+0.01	2.49
1.25	Aug 19 p	99.10	99.11		2.49
1.63	Aug 19 p	99.16	99.17		2.47
.88	Sep 19 p	99.02	99.03	+0.01	2.48
1.00	Sep 19 p	99.01	99.02		2.50
1.38	Sep 19 p	99.09	99.10		2.49
1.75	Sep 19 p	99.16	99.17		2.49
1.00	Oct 19 p	98.31	99.00		2.50
1.25	Oct 19 p	99.03	99.04		2.50
1.50	Oct 19 p	99.08	99.09		2.50
1.00	Nov 19 p	98.27	98.28		2.51
3.38	Nov 19 p	100.19	100.20	+0.01	2.53
1.00	Nov 19 p	98.25	98.26		2.51
1.50	Nov 19 p	99.12	99.13		2.49
1.50	Nov 19 p	99.06	99.07		2.50
1.38	Dec 19 p	99.01	99.02		2.51
1.13	Dec 19 p	98.25	98.26	+0.01	2.51
1.63	Dec 19 p	99.06	99.07		2.51
1.88	Dec 19 p	99.13	99.14		2.51
1.38	Jan 20 f	100.16	100.17	+0.03	.80
1.38	Jan 20 f	98.30	98.31		2.51
1.25	Jan 20 p	98.25	98.26	+0.01	2.51
1.38	Jan 20 p	98.29	98.30	+0.01	2.50
2.00	Jan 20 p	99.16	99.17		2.49
3.63	Feb 20 p	101.01	101.02	+0.01	2.53
8.50	Feb 20 k	105.26	105.27	+0.01	2.55
1.38	Feb 20 p	98.25	98.26		2.52
1.25	Feb 20 p	98.21	98.22		2.52
2.25	Feb 20 p	99.22	99.23		2.51
1.13	Mar 20 p	98.14	98.15	+0.01	2.50
1.38	Mar 20 p	98.23	98.24	+0.01	2.51

Rate	Date	Bid	Ask	Chg	Yld
2.25	Mar 20 p	99.21	99.22		2.51
1.50	Apr 20 p	98.26	98.27	+0.01	2.50
.13	Apr 20 f	98.30	98.31	+0.02	1.00
1.13	Apr 20 p	98.10	98.11	+0.01	2.52
1.38	Apr 20 p	98.20	98.21	+0.01	2.51
2.38	Apr 20 p	99.25	99.26	+0.01	2.52
1.50	May 20 p	98.23	98.24	+0.01	2.51
3.50	May 20 p	101.04	101.05	+0.01	2.54
8.75	May 20 k	107.17	107.18		2.52
1.38	May 20 p	98.16	98.17	+0.01	2.52
1.50	May 20 p	98.22	98.23	+0.02	2.52
2.50	May 20 p	99.30	99.31	+0.01	2.52
1.50	Jun 20 p	98.20	98.21	+0.01	2.52
1.63	Jun 20 p	98.25	98.26	+0.02	2.51
1.88	Jun 20 p	99.03	99.04	+0.01	2.51
2.50	Jun 20 p	99.30	99.31	+0.01	2.52
1.25	Jul 20 f	101.02	101.03	+0.03	.35
1.50	Jul 20 p	98.18	98.19	+0.02	2.52
1.63	Jul 20 p	98.22	98.23	+0.01	2.51
2.00	Jul 20 p	99.07	99.08	+0.01	2.52
2.63	Jul 20 p	100.04	100.05	+0.02	2.52
1.50	Aug 20 p	98.15	98.16	+0.02	2.52
2.63	Aug 20 p	100.04	100.05	+0.02	2.52
8.75	Aug 20 k	109.00	109.01	+0.01	2.56
1.38	Aug 20 p	98.08	98.09	+0.02	2.52
2.13	Aug 20 p	99.12	99.13	+0.02	2.51
2.63	Aug 20 p	100.04	100.05	+0.02	2.51
1.38	Sep 20 p	98.07	98.08	+0.02	2.50
1.38	Sep 20 p	98.05	98.06	+0.02	2.52
2.00	Sep 20 p	99.05	99.06	+0.02	2.51
2.75	Sep 20 p	100.11	100.12	+0.02	2.52
1.63	Oct 20 p	98.17	98.18	+0.03	2.52
1.38	Oct 20 p	98.02	98.03	+0.02	2.52
1.75	Oct 20 p	98.22	98.23	+0.02	2.52
2.88	Oct 20 p	100.18	100.19	+0.02	2.51
1.75	Nov 20 p	98.22	98.23	+0.03	2.51
2.63	Nov 20 p	100.04	100.05	+0.02	2.52
1.63	Nov 20 p	98.14	98.15	+0.03	2.50
2.00	Nov 20 p	99.02	99.03	+0.02	2.51
2.75	Nov 20 p	100.13	100.14	+0.03	2.50
1.88	Dec 20 p	98.27	98.28	+0.02	2.50
1.75	Dec 20 p	98.20	98.21	+0.03	2.49
2.38	Dec 20 p	99.23	99.24	+0.02	2.51
2.00	Jan 21 p	99.01	99.02	+0.03	2.50
1.13	Jan 21 f	100.21	100.22	+0.03	.76
1.38	Jan 21 p	97.26	97.27	+0.03	2.50
2.13	Jan 21 p	99.08	99.09	+0.03	2.50
2.50	Jan 21 p	100.00	100.01	+0.03	2.48
2.25	Feb 21 p	99.16	99.17	+0.03	2.49
3.63	Feb 21 p	102.05	102.06	+0.02	2.49
7.88	Feb 21 k	110.11	110.12	+0.02	2.53
1.38	Feb 21 p	97.08	97.09	+0.03	2.49
2.00	Feb 21 p	98.31	99.00	+0.02	2.50
2.38	Mar 21 p	99.24	99.25	+0.03	2.48
1.25	Mar 21 p	97.15	97.16	+0.03	2.47
2.25	Mar 21 p	99.15	99.16	+0.03	2.49
.13	Apr 21 f	98.15	98.16	+0.03	.82
2.38	Apr 21 p	99.23	99.24	+0.03	2.49

Rate	Date	Bid	Ask	Chg	Yld
1.38	Apr 21 p	97.19	97.20	+0.03	2.48
2.25	Apr 21 p	99.15	99.16	+0.04	2.49
2.63	May 21 p	100.09	100.10	+0.04	2.48
3.13	May 21 p	101.12	101.13	+0.04	2.48
8.13	May 21 k	112.04	112.05	+0.03	2.52
2.00	May 21 p	98.29	98.30	+0.04	2.48
2.63	Jun 21 p	100.10	100.11	+0.03	2.46
1.13	Jun 21 p	96.30	96.31	+0.04	2.45
2.13	Jun 21 p	99.05	99.06	+0.04	2.47
.63	Jul 21 f	100.05	100.06	+0.04	.55
2.63	Jul 21 p	100.10	100.11	+0.04	2.47
1.13	Jul 21 p	96.25	96.26	+0.04	2.47
2.25	Jul 21 p	99.14	99.15	+0.04	2.47
2.13	Aug 21 p	99.03	99.04	+0.03	2.48
2.75	Aug 21 p	100.20	100.21	+0.04	2.48
8.13	Aug 21 k	113.15	113.16	+0.04	2.52
1.13	Aug 21 p	96.21	96.22	+0.04	2.48
2.00	Aug 21 p	98.25	98.26	+0.03	2.48
2.75	Sep 21 p	100.21	100.22	+0.04	2.47
1.13	Sep 21 p	96.20	96.21	+0.04	2.45
2.13	Sep 21 p	99.03	99.04	+0.04	2.47
2.88	Oct 21 p	101.00	101.01	+0.04	2.47
1.25	Oct 21 p	96.25	96.26	+0.04	2.47
2.00	Oct 21 p	98.24	98.25	+0.05	2.47
2.00	Nov 21 p	98.23	98.24	+0.04	2.46
2.88	Nov 21 p	101.01	101.02	+0.04	2.47
8.00	Nov 21 k	114.15	114.16	+0.04	2.50
1.75	Nov 21 p	98.01	98.02	+0.04	2.47
1.88	Nov 21 p	98.12	98.13	+0.04	2.46
2.63	Dec 21 p	100.13	100.14	+0.04	2.46
2.00	Dec 21 p	98.23	98.24	+0.05	2.45
2.13	Dec 21 p	99.01	99.02	+0.04	2.46
.13	Jan 22 f	98.08	98.09	+0.04	.71
2.50	Jan 22 p	100.01	100.02	+0.04	2.47
1.50	Jan 22 p	97.07	97.08	+0.05	2.47
1.88	Jan 22 p	98.09	98.10	+0.05	2.47
2.00	Feb 22 p	98.20	98.21	+0.05	2.47
2.50	Feb 22 p	100.02	100.03	+0.05	2.46
1.75	Feb 22 p	97.28	97.29	+0.04	2.46
1.88	Feb 22 p	98.08	98.09	+0.05	2.47
1.75	Mar 22 p	97.27	97.28	+0.05	2.46
1.88	Mar 22 p	98.07	98.08	+0.05	2.46
.13	Apr 22 f	98.00	98.01	+0.05	.75
1.75	Apr 22 3p	97.25	97.26	+0.05	2.46
1.88	Apr 22 p	98.05	98.06	+0.05	2.47
1.75	May 22 p	97.23	97.24	+0.05	2.47
1.88	May 22 p	98.03	98.04	+0.05	2.47
1.88	May 22 p	97.23	97.24	+0.05	2.46
1.75	Jun 22 p	97.22	97.23	+0.05	2.46
2.13	Jun 22 p	98.28	98.29	+0.05	2.46
.13	Jul 22 f	98.15	98.16	+0.05	.57
1.88	Jul 22 p	98.01	98.02	+0.06	2.46
2.00	Jul 22 p	98.14	98.15	+0.06	2.47
1.63	Aug 22 p	97.04	97.05	+0.05	2.47
7.25	Aug 22 k	115.25	115.26	+0.06	2.50
1.63	Aug 22 p	97.03	97.04	+0.05	2.47
1.88	Aug 22 p	97.31	98.00	+0.06	2.47
1.75	Sep 22 p	97.15	97.16	+0.06	2.47

Rate	Date	Bid	Ask	Chg	Yld
1.88	Sep 22 p	97.29	97.30	+0.05	2.47
1.75	Oct 22 p	97.27	97.28	+0.06	2.48
2.00	Oct 22 p	98.09	98.10	+0.05	2.47
1.63	Nov 22 p	96.30	96.31	+0.06	2.47
7.63	Nov 22 k	118.06	118.07	+0.06	2.50
2.00	Nov 22 p	98.08	98.09	+0.06	2.47
2.13	Dec 22 p	98.22	98.23	+0.06	2.47
.13	Jan 23 f	97.25	97.26	+0.05	.69
1.75	Jan 23 p	97.08	97.09	+0.06	2.47
2.38	Jan 23 p	99.19	99.20	+0.06	2.47
2.00	Feb 23 p	98.05	98.06	+0.06	2.48
7.13	Feb 23 k	117.15	117.16	+0.06	2.50
1.50	Feb 23 p	96.07	96.08	+0.06	2.48
2.63	Feb 23 p	100.17	100.18	+0.06	2.47
1.50	Mar 23 p	96.05	96.06	+0.06	2.48
2.50	Mar 23 p	100.02	100.03	+0.06	2.47
.63	Apr 23 f	99.19	99.20	+0.05	.71
1.63	Apr 23 p	96.19	96.20	+0.07	2.48
2.75	Apr 23 p	101.01	101.02	+0.06	2.48
1.75	May 23 p	97.01	97.02	+0.06	2.48
1.63	May 23 p	96.17	96.18	+0.07	2.47
2.75	May 23 p	101.03	101.04	+0.07	2.47
1.38	Jun 23 p	95.13	95.14	+0.06	2.48
2.63	Jun 23 p	100.19	100.20	+0.07	2.47
.38	Jul 23 f	99.02	99.03	+0.06	.58
1.25	Jul 23 p	94.26	94.27	+0.07	2.48
2.75	Jul 23 p	101.04	101.05	+0.07	2.47
2.50	Aug 23 p	100.02	100.03	+0.07	2.47
6.25	Aug 23 k	115.26	115.27	+0.07	2.50
1.38	Aug 23 p	95.09	95.10	+0.08	2.48
2.38	Aug 23 p	101.05	101.06	+0.07	2.47
1.38	Sep 23 p	95.06	95.07	+0.07	2.48
2.88	Sep 23 p	101.22	101.23	+0.07	2.48
1.63	Oct 23 p	96.06	96.07	+0.07	2.48
2.88	Oct 23 p	101.23	101.24	+0.07	2.48
3.00	Oct 25 p	102.22	102.23	+0.11	2.55
2.75	Nov 23 p	101.06	101.07	+0.08	2.48

FOOTNOTE: Rate-The annual interest rate the Treasury bond provides to investors. **Date**-The month and year the bond will expire. **Bid**-The price investors will pay for the bond. **Ask**-The price at which investors will sell. A bond price is expressed as a percentage of its original purchase cost of $1,000. The whole numbers and the decimals-which represent 32nds of a point-must be converted to dollars and cents; for example, 103.18 equals $1,035.63. **Chg**-The change between the preceding day's final bid price and the final bid price from the day before. **Yld**-The annual percentage return to the investor, based on the bond's current price, if the bond is held until it matures. **K**-Taxes on interest will not be withheld from non-U.S. citizens. **n**-Treasury note. **p**-Treasury note; taxes on interest will not be withheld from non-U.S. citizens.

Mutual Funds

Name	Obj	NAV	4-wk Rtn	YTD Rtn	3-yr Rtn/Rk
AAM					
InsgtSelIncl d	TW	9.82	+2.2	+2.9	+4.6/C
AB					
AllMktRlRet1 b	IH	8.27	+3.6	+8.5	+10.0/A
AllMktTRA m	MA	14.61	+4.0	+6.9	+7.6/E
AllMktTRAdv	MA	14.73	+4.0	+6.9	+7.8/E
AllMktTRC m	MA	14.42	+4.0	+6.8	+6.7/E
BdInflStrat1 b	IP	10.44	+.9	+1.8	+3.1/A
BdInflStrat2	IP	10.44	+1.0	+1.8	+3.3/A
CncntrGrAdv	LG	36.46	+9.5	+13.5	+19.4/B
CnsrvWlthStratA m	CA	11.92	+2.7	+4.9	+4.7
CorOppsA m	LG	18.47	+5.7	+9.7	+15.7/D
DiscvGrA m	MG	10.33	+10.7	+18.7	+24.2/A
DiscvGrAdv	MG	11.16	+10.7	+18.8	+24.5/A
DiscvGrC m	MG	5.85	+10.6	+18.4	+23.2/A
DiscvValA m	SV	19.65	+6.3	+13.6	+14.7/B
DiscvValAdv	SV	20.16	+6.4	+13.6	+15.0/B
DiscvValC m	SV	16.99	+6.3	+13.5	+13.9/C
DiscvValI	SV	19.49	+6.4	+13.7	+15.0/B
DiscvValR b	SV	19.01	+6.3	+13.6	+14.3/C
DiscvValZ	SV	19.45	+6.3	+13.7	+15.1/B
DiversMunicipal	MS	14.26	+.7	+1.2	+1.0/B
EmMkts	EM	25.86	+6.9	+10.5	+12.3/D
EqIncA m	LV	26.00	+5.4	+8.5	+12.0/D
EqIncAdv	LV	26.28	+5.4	+8.5	+12.3/D
EqIncC m	LV	25.62	+5.3	+8.4	+11.2/E
GlbBdA m	IB	8.30	+1.3	+1.9	+3.2/C
GlbBdAdv	IB	8.29	+1.3	+1.8	+3.4/B
GlbBdC m	IB	8.33	+1.3	+1.8	+2.4/D
GlbBdI	IB	8.29	+1.3	+1.8	+3.4/B
GlbBdR b	IB	8.30	+1.4	+1.8	+2.8/C
GlbRkAllcA m	TV	15.81	+3.3	+6.5	+7.2/C
GlbRlEstInvmA m	GR	14.74	+6.2	+10.6	+10.1/B
GlbRlEstInvmIII	GR	11.18	+6.3	+10.7	+10.9/B
GrA m	LG	74.90	+9.1	+13.5	+21.7/A
HiIncA m	HY	8.08	+2.0	+4.5	+8.6/C
HiIncAdv	HY	8.09	+2.1	+4.5	+8.9/C
HiIncC m	HY	8.18	+2.1	+4.5	+7.7/D
HiIncI	HY	8.09	+2.1	+4.6	+8.9/C
HiIncK b	HY	8.08	+2.0	+4.5	+8.5/C
HiIncR b	HY	8.08	+2.1	+4.5	+8.2/D
HiIncZ	HY	8.09	+2.1	+4.6	+8.9/C
IntermBdA m	CI	10.85	+1.1	+1.5	+2.7/B
IntermBdAdv	CI	10.85	+1.0	+1.4	+2.9/B
IntermCAMuniA m	SS	14.14	+.5	+1.0	+.8/B
IntermNYMuniA m	SS	13.86	+.6	+1.1	+.8/C
Intl	FB	15.37	+3.6	+7.1	+7.3/E

How to Read the Mutual Fund Tables

Here are the 4,300 biggest mutual funds listed on Nasdaq. Tables show the fund name, sell price or net asset value (NAV), daily net change and weekly net change. Underlining highlights the funds ranked in the top 20% in each of the last 5 years:

Name: Name of mutual fund and family.
Obj: The fund's objective group. Abbreviations listed below.
NAV: Net asset value.
Chg: Net change in price of NAV from previous day.
Rtn: The fund's total return, or percent change in NAV for the time period shown, with dividends reinvested. If period longer than 1 year, return is annualized.
Rank: Fund's letter grade compared with others in the same objective group; an A indicates fund performed in the top 20 percent; an E, in the bottom 20 percent.

Footnotes: e - Ex capital gains distribution. **f -** Previous day's quotation. **n -** No front end load or contingent deferred sales load may apply. **p -** Fund assets are used to pay fo r distribution costs- 12(b)(1) plan. **r -** Redemption fee or contingent deferred sales load may apply. **s -** Stock dividend or split. **t -** Both p and r. **x -** Ex cash dividen d. **NA -** not available.

Fund Objectives: AL: Allocation - 70-85% Equity, **AM:** Multialternative, **BL:** Bank Loan, **BM:** Bear Market, **CA**: Allocation - 30-50% Equity, **CC:** Consumer Defense, **CD:** Consumer Cyclical, **CH:** China Region, **CI:** Intermediate-Term Bond, **CL:** Long-Term Bond, **CR:** Multicurrency, **CS:** Short-Term Bond, **CV:** Convertibles, **DP:** Diversified Pacific/Asia, **EB:** Emerging-Markets Bond, **EE:** Equity Energy, **EI:** India Equity, **EM:** Diversified Emerging Markets, **ES:** Europe Stock, **FA:** Foreign Small/Mid-Value, **FB:** Foreign Large-Blend, **FF:** Managed Futures, **FG:** Foreign Large-Growth, **FQ:** Foreign Small/Mid-Blend, **FR:** Foreign Small/Mid-Growth, **FV:** Foreign Large-Value, **FX:** Single Currency, **GI:** Intermediate Government, **GL:** Long Government, **GR:** Global Real Estate, **GS:** Short Government, **HM:** High-Yield Muni, **HY:** High-Yield Bond, **IB:** World Bond, **IC:** Trading-Inverse Commodities, **ID:** Industrials, **IE:** Trading-Inverse Equity, **IH:** World Allocation, **IP:** Inflation-Protected Bond, **IS:** Trading-Miscellaneous, **JS:** Japan Stock, **LB:** Large Blend, **LC:** Trading-Leveraged Commodities, **LE:** Trading-Leveraged Equity, **LG:** Large Growth, **LO:** Long-Short Equity, **LP:** Energy Limited Partnership, **LS:** Latin America Stock, **LV:** Large Value, **MA:** Allocation - 50-70% Equity, **MB:** Mid-Cap Blend, **MG:** Mid-Cap Growth, **MI:** Muni National Intermediate, **ML:** Muni National Long, **MQ:** Miscellaneous Region, **MR:** Miscellaneous Sector, **MS:** Muni National Short, **MU:** Multisector Bond, **MV:** Mid-Cap Value, **MY:** Muni New York Long, **ND:** Trading-Inverse Debt, **NE:** Market Neutral, **NT:** Nontraditional Bond, **PJ:** Pacific/Asia ex-Japan Stock, **RI:** Target-Date Retirement, **RR:** Preferred Stock, **SB:** Small Blend, **SC:** Communications, **SF:** Financial, **SG:** Small Growth, **SH**: Health, **SI:** Muni Single State Intermediate, **SL:** Muni Single State Long, **SN:** Natural Resources, **SP:** Equity Precious Metals, **SR:** Real Estate, **SS:** Muni Single State Short, **ST:** Technology, **SU:** Utilities, **SV:** Small Value, **TA:** Target-Date 2000-2010, **TD:** Target-Date 2015, **TE:** Target-Date 2020, **TG:** Target-Date 2025, **TH:** Target-Date 2030, **TI:** Target-Date 2035, **TJ:** Target-Date 2040, **TK:** Target-Date 2045, **TL:** Target-Date 2055, **TN:** Target-Date 2050, **TW:** Corporate Bond, **TV:** Tactical Allocation, **UB:** Ultrashort Bond, **VD:** Trading-Leveraged Debt, **VL:** Stable Value, **VO:** Volatility, **WS:** World Stock, **XM:** Allocation - 85+% Equity, **XO:** Infrastructure, **XQ:** Target-Date 2060+, **XR:** Option Writing, **XS:** Long-Short Credit, **XP:** Emerging-Markets Local-Currency Bond, **XY:** Allocation - 15-30% Equity. Data based on NAVs reported to Morningstar by 6 p.m. Eastern.

Name	Obj	NAV	4-wk Rtn	YTD Rtn	3-yr Rtn/Rk
IntlValA m	FV	12.13	+2.4	+6.5	+5.1/E
IntlValAdv	FV	12.41	+2.5	+6.6	+5.4/E
IntrmDvrsMnA m	MS	14.27	+.7	+1.2	+.8/C
IntrmDvrsMnC m	MS	14.26	+.6	+1.0	.../E
LgCpGrA m	LG	49.77	+8.4	+11.9	+20.3/B
LgCpGrAdv	LG	54.62	+8.4	+11.9	+20.6/B
LgCpGrC m	LG	36.19	+8.4	+11.8	+19.4/B
LgCpGrI	LG	54.32	+8.4	+12.0	+20.6/B
LgCpGrK b	LG	50.68	+8.4	+11.9	+20.2/B
LtdDurHiIncAdv	HY	10.16	+1.9	+3.9	+6.3/E
MuniBdInfStr1 b	MS	10.07	+.7	+1.5	+2.1/A
MuniBdInfStr2	MS	10.08	+.7	+1.6	+2.2/A
MuniBdInfStrA m	MS	10.12	+.7	+1.6	+1.9/A
MuniBdInfStrAdv	MS	10.12	+.7	+1.6	+2.2/A
MunilncCAA m	MF	10.95	+.6	+.9	+1.4/B
MunilncCAAdv	MF	10.95	+.6	+.9	+1.7/B
MunilncCAC m	MF	10.95	+.6	+.9	+.7/D
MunilncIIArznA m	SI	10.99	+.7	+1.2	+1.9/A
MunilncIIMAA m	MT	11.02	+.6	+1.0	+1.2/C
MunilncIIMINA m	SM	10.10	+.6	+.9	+1.4/C
MunilncIINJA m	MJ	9.61	+.6	+1.0	+2.3/C
MunilncIIOhioA m	MO	9.82	+.6	+1.0	+1.6/B
MunilncIIPEA m	MP	10.31	+.7	+1.1	+1.7/C
MunilncIIVIA m	SI	10.94	+.6	+1.0	+1.6/A
MunilncNYA m	MN	9.78	+.7	+1.0	+1.6/B
MunilncNYAdv	MN	9.79	+.8	+1.1	+1.9/A
MunilncNYC m	MN	9.78	+.7	+1.0	+.8/D
MunilncNtnA m	MI	10.11	+.5	+1.0	+1.8/B
MunilncNtnAdv	MI	10.11	+.6	+1.0	+2.1/A
MunilncNtnC m	MI	10.09	+.4	+.9	+1.0/D
ReltvValA m	LV	5.22	+4.8	+9.2	+13.9/B
ReltvValAdv	LV	5.27	+5.0	+9.6	+14.2/B
ReltvValC m	LV	5.22	+4.8	+9.2	+13.1/C
SelUSEqAdv	LB	15.39	+5.6	+7.7	+14.6/C
SelUSLSA m	LO	11.86	+3.1	+4.2	+8.1/B
SelUSLSAdv	LO	12.08	+3.2	+4.2	+8.4/A
SelUSLSC m	LO	11.24	+3.0	+4.1	+7.3/B
ShortDurPlus	CS	11.60	+.3	+.5	+.9/E
SmCpGrA m	SG	51.02	+10.5	+18.6	+28.7/A
SmCpGrI	SG	56.14	+10.5	+18.6	+29.0/A
SmCpGrK b	SG	52.51	+10.5	+18.6	+28.7/A
SstnlGlbThtcA m	WS	106.68	+5.9	+9.1	+17.6/A
SstnlGlbThtcAdv	WS	113.34	+5.9	+9.1	+17.9/A
SustIntlThtcA m	FG	15.11	+3.8	+7.1	+8.6/D

Continued on **next page**

Top 20 Mutual Funds

By Year-to-Date Percent Return

Name	Obj	Pct Load	NAV	YTD Rtn	Phone Number
ProFunds UltSmCpInv	LE	NL	56.91	+30.6	888-776-3637
ProFunds UltMidCpInv	LE	NL	41.60	+28.6	888-776-3637
ProFunds IntUltraSectInv	LE	NL	91.03	+25.9	888-776-3637
Morgan Stanley InsIncSmCGrI d	SG	NL	11.95	+24.2	800-548-7786
Morgan Stanley InsIncSmCGrA m	SG	5.25	9.53	+24.1	800-548-7786
Hodges Retail m	MG	NL	36.77	+23.8	866-811-0224
Delaware Inv SmidCpGrA m	SG	5.75	23.51	+22.8	800-523-1918
Firsthand TechOpps	ST	NL	12.78	+22.8	888-884-2675
Delaware Inv SmidCpGrC m	SG	1.00	10.12	+22.7	800-523-1918
ProFunds UltLtnAmrInv	LE	NL	36.52	+22.6	888-776-3637
Rydex Rsl200015xStrC m	LE	1.00	54.39	+22.2	800-820-0888
Rydex Rsl200015xStrH b	LE	NL	63.76	+22.2	800-820-0888
Lord Abbett DevelopingGrA m	SG	5.75	22.50	+22.0	888-522-2388
Lord Abbett DevelopingGrF b	SG	NL	23.60	+22.0	888-522-2388
Lord Abbett DevelopingGrI	SG	NL	26.89	+22.0	888-522-2388
Lord Abbett DevelopingGrP b	SG	NL	21.55	+22.0	888-522-2388
Lord Abbett DevelopingGrR3 b	SG	NL	21.61	+22.0	888-522-2388
Fidelity Select EnergyService	EE	NL	30.56	+21.9	800-544-8544
Rydex NASDAQ1002xStrC m	LE	1.00	109.23	+21.9	800-820-0888
Rydex NASDAQ1002xStrH b	LE	NL	136.73	+21.9	800-820-0888

By Total Net Assets

Name	Obj	Total Assets	Percent Return/Rank 4-Wk	YTD	5-Yr	Pct Load
Vanguard 500IdxAdmrl	LB	249,107	+6.5	+9.8	+10.6/A	NL
Vanguard TtlSMIdxAdmrl	LB	202,153	+6.9	+10.7	+10.1/A	NL
Fidelity 500IdxInsPrm	LB	170,821	+6.5	+9.8	+10.6/A	NL
Vanguard TtlnSIdxInv	FB	132,554	+3.5	+7.2	+2.5/A	NL
Vanguard TtlSMIdxInv	LB	129,422	+6.9	+10.7	+10.0/B	NL
Vanguard TtlSMIdxIns	LB	126,351	+6.9	+10.7	+10.1/A	NL
Vanguard InsIdxIns	LB	111,446	+6.5	+9.8	+10.6/A	NL
Vanguard InsIdxInsPlus	LB	105,080	+6.5	+9.8	+10.6/A	NL
Vanguard TtlnSIdxInsPlus	FB	99,203	+3.5	+7.2	+2.6/A	NL
Fidelity Contrafund	LG	89,866	+6.9	+10.9	+11.3/B	NL
Vanguard TtBMIdxAdmrl	CI	89,495	+.9	+1.0	+2.4/C	NL
American Funds GrfAmrcA m	LG	84,826	+6.2	+10.7	+10.8/C	5.75
Vanguard WlngtnAdmrl	MA	84,300	+4.1	+5.6	+7.4/A	NL
American Funds IncAmrcA m	AL	70,662	+3.2	+5.1	+5.8/C	5.75
Dodge & Cox Stk	LV	68,815	+5.6	+9.8	+9.2/A	NL
Vanguard TtlnSIdxAdmrl	FB	68,541	+3.5	+7.2	+2.6/A	NL
American Funds AmrcnBalA m	MA	65,846	+3.9	+5.6	+7.4/A	5.75
American Funds CptlIncBldrA m	IH	63,095	+3.0	+4.7	+4.3/A	5.75
American Funds InvCAmrcA m	LB	58,107	+4.4	+7.2	+8.7/C	5.75
Vanguard InTrTEAdmrl	MI	57,284	+.7	+1.1	+3.1/B	NL

By 4-Week Percent Return

Name	Obj	Pct Load	NAV	4-Wk Rtn	Phone Number
Morgan Stanley InsIncSmCGrI d	SG	NL	11.95	+19.5	800-548-7786
Morgan Stanley InsIncSmCGrA m	SG	5.25	9.53	+19.4	800-548-7786
ProFunds UltMidCpInv	LE	NL	41.60	+16.1	888-776-3637
ProFunds UltSmCpInv	LE	NL	56.91	+15.9	888-776-3637
Columbia SlgGlbTechA m	ST	5.75	38.03	+14.8	800-345-6611
Columbia SlgGlbTechC m	ST	1.00	28.49	+14.7	800-345-6611
Morgan Stanley InsMidCpGrA m	MG	5.25	15.03	+14.7	800-548-7786
Morgan Stanley InsMidCpGrI	MG	NL	18.54	+14.7	800-548-7786
ProFunds UltNASDAQ100Inv	LE	NL	64.46	+14.7	888-776-3637
Rydex NASDAQ1002xStrH b	LE	NL	136.73	+14.7	800-820-0888
Rydex NASDAQ1002xStrC m	LE	1.00	109.23	+14.6	800-820-0888
Brown Cap Mgmt SmCoInv b	SG	NL	99.17	+14.4	877-892-4226
Columbia SlgCmsInfoA m	ST	5.75	69.15	+14.3	800-345-6611
Columbia SlgCmsInfoC m	ST	1.00	45.14	+14.3	800-345-6611
Lord Abbett DevelopingGrA m	SG	5.75	22.50	+14.2	888-522-2388
Lord Abbett DevelopingGrF b	SG	NL	23.60	+14.2	888-522-2388
Lord Abbett DevelopingGrI	SG	NL	26.89	+14.2	888-522-2388
Lord Abbett DevelopingGrR3 b	SG	NL	21.61	+14.2	888-522-2388
Fidelity Select Semicon	ST	NL	9.38	+14.1	800-544-8544
Lord Abbett DevelopingGrC m	SG	1.00	14.79	+14.1	888-522-2388

Continued from **previous page**

Mutual Funds

Name	Obj	NAV	4-wk Rtn	YTD Rtn	3-yr Rtn/Rk
SustIntlThtcAdv	FG	15.49	+3.8	+7.1	+8.9/D
TxMgAlMktIncA m	CA	11.96	+2.7	+4.3	+5.4/E
TxMgWtAprStrAdv	WS	15.17	+6.0	+9.5	+12.6/C
TxMgdIntl	FB	15.95	+3.6	+7.1	+7.2/E
ValA m	LV	14.43	+4.5	+10.2	+9.4/E
ValAdv	LV	14.43	+4.6	+10.2	+9.6/E
WlthApprStrA m	WS	15.57	+5.9	+9.4	+12.2/C
WlthApprStrAdv	WS	15.52	+6.0	+9.5	+12.6/C
AC Alternatives					
MktNetrlValInv	NE	9.68	-1.1	+.1	+.1/D
AIG					
ActvAllcA f	MA	16.20	+3.8	+6.7	+9.6/C
FlexCrdtA m	HY	3.28	+1.1	+3.8	+5.9/E
FocedDivStrB m	LV	16.65	+6.3	+8.7	+11.3/E
FocedDivStrC m	LV	16.64	+6.3	+8.7	+11.3/E
IntlDivStrA m	FV	8.12	+5.7	+7.7	+7.5/D
MltAstAllcA f	MA	17.41	+3.9	+7.3	+9.8/B
SrFltngRtA m	BL	7.91	+.8	+3.0	+6.2/B
SrFltngRtC m	BL	7.91	+.7	+3.1	+5.9/C
StrBdA m	MU	3.26	+1.9	+3.4	+5.1/D
StrValA m	LV	27.14	+4.6	+8.6	+10.4/E
USGvtSecA m	GI	8.96	+.4	+.4	-.6/E
ALPS					
RdRcksLtdPrEI d	SW	6.69	+5.4	+10.2	+14.1/C
WMCRsrchValInv b	LB	7.96	+5.4	+9.3	+11.8/E
AMG					
CHEqPtnrsBalN b	MA	16.25	+3.6	+5.2	+9.3/C
FQGlbRkBalZ	TV	15.06	+3.7	+7.3	+8.7/B
FQLSEqI	LO	15.26	+3.0	+2.5	+15.1/A
FQLSEqN b	LO	15.21	+2.9	+2.4	+14.7/A
FQTxMgdUSEqI	LB	31.26	+6.0	+9.5	+14.6/C
GWKCorBdI	CI	9.94	+1.4	+1.6	+1.8/D
GWKMnBdI	MI	11.69	+.9	+1.5	+1.3/C
GWKMnEnhYiI	HM	9.52	+.8	+1.0	+3.0/C
GWKSmCpCorI	SG	24.47	+8.6	+14.5	+16.8/E
MgrsAmIntrGvS	GI	10.45	+.5	+.8	+.8/B
MgrsAmShrtDrGvS	UB	9.41	+.3	+.5	+1.1/E
MgrsBrAdvsMCGrN	MG	11.22	+10.9	+16.5	+17.6/C
MgrsBrBlueS	LG	45.07	+8.2	+12.6	+18.1/C
MgrsBrwineS	MG	50.84	+8.8	+13.2	+19.1/B
MgrsCaEmergCoI	SG	55.84	+6.9	+11.2	+23.6/B
MgrsCaMidCpN b	MG	25.33	+8.9	+14.4	+15.4/E
MgrsCeRlEsttS	SR	10.78	+8.9	+12.8	+10.0/C
MgrsDblCrPlsBdI	CI	10.37	+.7	+1.3	+3.2
MgrsDblCrPlsBdN b	CI	10.37	+.6	+1.1	+2.9
MgrsEmergOppsS	SG	39.36	+8.1	+13.9	+23.8/B
MgrsFrpntMdCpI	MV	37.96	+6.5	+15.8	+13.8/B
MgrsFrpntMdCpN b	MV	36.96	+6.5	+15.8	+13.6/C
MgrsLmsSylsBdS	CI	25.97	+1.4	+2.2	+4.5/A
MgrsMntCldGrI	LG	16.86	+7.1	+9.1	+11.9/E
MgrsMntCldGrN b	LG	16.77	+7.1	+9.0	+11.7/E
MgrsSkylnSpcEqS d	SB	35.79	+8.5	+15.7	+11.5/E
MgrsSpecialEqS	SG	133.97	+10.1	+16.5	+21.7/C
RRDivAllCpVII	LV	11.56	+4.5	+9.1	+11.7/D
RRDivAllCpVIN b	LV	11.56	+4.4	+9.1	+11.4/E
RRSelValI	SB	7.39	+7.9	+14.4	+19.7/A
RRSmCpValI	SB	12.37	+7.4	+13.5	+17.9/A
SthrnSnSmCpN m	SB	21.98	+6.6	+16.9	+10.7/E
SystMidCpValI	MV	14.75	+8.2	+14.0	+15.0/B
TmsSqMidCpGrI	MG	17.72	+10.3	+14.5	+17.9/C
TmsSqMidCpGrS	MG	17.16	+10.4	+14.4	+17.7/C
TmsSqSmCpGrI	SG	14.72	+10.8	+16.4	+20.4/C
TmsSqSmCpGrS	SG	14.21	+10.8	+16.4	+20.2/C
TrilogyEMktsEqZ d	EM	9.31	+6.2	+10.4	+16.7/A
YackFocI d	LB	18.79	+4.7	+5.9	+15.3/C
YackFocN d	LB	18.83	+4.7	+5.9	+15.0/C
YacktmanI d	LV	20.10	+4.3	+5.5	+14.0/B
AQR					
DiversArbtrgI	NE	8.93	+.8	+2.1	+6.6/A
DiversArbtrgN b	NE	8.93	+.7	+1.9	+6.3/A
IntlEqI	FB	9.53	+4.0	+8.5	+9.3/C
IntlMomStyleI	FG	14.01	+4.2	+7.6	+7.4/E
LgCpMomStyleI	LG	20.41	+7.4	+10.5	+15.7/D
LgCpMomStyleN b	LG	20.43	+7.4	+10.4	+15.4/E
MgdFtsStratI	FF	8.23	-.5	-2.1	-8.6/E
MgdFtsStratN b	FF	8.09	-.5	-2.2	-8.8/E
MltStratAltI	AM	7.81	+.3	...	-3.9/E
MltStratAltN b	AM	7.75	+.3	...	-4.2/E
RkBalCmdtsStrI	BB	5.97	+2.1	+5.7	+3.6/C
RkParityI	TV	9.04	+3.2	+6.2	+8.4/B
RkParityIIMVI	TV	8.93	+3.4	+5.4	+6.5/C
SmCpMomStyleI	SG	18.29	+8.3	+14.3	+16.9/E
Aberdeen					
GlbHiIncA b	HY	8.48	+1.8	+4.3	+8.0/D
GlbHiIncI	HY	7.90	+1.8	+4.4	+8.1/D
IntlSmCpA m	FR	26.00	+4.2	+8.2	+13.7/A
SelIntlEqA b	FB	24.88	+5.6	+8.7	+11.6/A
TotalRetBdI	CI	12.73	+1.1	+1.6	+2.6/C
Absolute Strategies					
Instl	AM	8.20	-1.9	-2.1	-4.1/E
Acadian					
EmMktsInv d	EM	19.57	+6.5	+9.5	+15.4/B
Access					
CptCmntyInvmIns	GI	8.72	+.5	+.7	+.8/B
AdvisorOne					
CLSGlbDivrEqN	WS	15.93	+4.1	+7.8	+12.8/C
Advisors' Inner Crcl					
RvUtlEnInfrsIns	XO	9.50	+6.9	+10.5	+10.9/B
Advisory Research					
MLPEngyIncA m	LP	7.87	+5.2	+13.7	+16.3/B
MLPEngyIncC m	LP	7.89	+5.2	+13.9	+15.4/C
MLPEngyIncI d	LP	7.74	+5.3	+14.0	+16.5/B
MLPEngyInfrasI d	LP	7.55	+5.3	+13.5	+16.6/B
Aegis					
Val	SV	17.58	+3.7	+13.9	+26.0/A
Akre					
FocInstl d	LG	38.83	+8.6	+11.9	+22.8/A
FocRetail m	LG	37.97	+8.6	+11.9	+22.5/A
Al Frank					
Inv m	LV	22.67	+5.3	+9.4	+14.8/A
Alger					
Ball2	MA	14.33	+3.6	+4.8	+10.3/B
CptlApprecA m	LG	24.29	+7.2	+10.9	+18.4/C
CptlApprecC m	LG	18.56	+7.2	+10.8	+17.5/C
CptlApprecFocI	LG	33.38	+7.6	+10.6	+20.3/B
CptlApprecI2	LG	75.39	+7.1	+10.8	+18.7/B
CptlApprecInsI	LG	31.78	+7.3	+11.0	+18.3/C
GrIncA m	LB	38.70	+5.0	+6.8	+14.0/D
IntlFocA m	FG	13.87	+3.1	+6.3	+5.0/E
LgCpGrI2	LG	57.78	+7.7	+12.3	+19.9/B
MidCpGrA m	MG	14.01	+10.8	+17.0	+19.1/B
MidCpGrI2	MG	22.90	+10.8	+17.1	+19.3/B
MidCpGrInstlI	MG	29.33	+10.6	+16.9	+19.3/B
SmCpGrA m	SG	8.93	+12.5	+16.9	+25.9/A
SmCpGrI2	SG	27.38	+12.5	+16.9	+26.0/A
SmCpGrInstlI	SG	20.52	+12.6	+17.0	+25.8/A
SpectraA m	LG	20.15	+6.9	+10.6	+18.2/C
AllianzGI					
FocedGrA m	LG	49.27	+8.1	+12.5	+17.0/D
FocedGrC m	LG	31.90	+8.0	+12.4	+16.2/D
GlbAllcA m	IH	10.49	+3.6	+5.2	+6.8/D
GlbSmCpA m	SW	37.33	+6.9	+11.5	+12.1/D
HlthSciA m	SH	30.88	+7.1	+8.4	+13.2/C
NFJDivValA m	LV	11.61	+5.3	+8.4	+12.0/D
NFJDivValC m	LV	11.80	+5.2	+8.4	+11.1/E
NFJDivValInstl	LV	11.70	+5.3	+8.4	+12.4/D
NFJIntlValA m	FV	17.87	+5.4	+9.6	+7.0/D
NFJLgCapValA m	LV	26.01	+5.8	+8.9	+14.4/A
NFJMidCapValA m	MV	29.28	+7.5	+13.0	+15.9/A
NFJMidCapValC m	MV	24.16	+7.5	+12.9	+15.0/B
NFJMidCapValIns	MV	31.31	+7.6	+13.1	+16.3/A
NFJSmCpValA m	SV	14.48	+7.4	+14.2	+11.3/E
NFJSmCpValAdmin b	SV	14.43	+7.4	+14.3	+11.4/E
NFJSmCpValInstl	SV	16.88	+7.5	+14.3	+11.7/E
TechA m	ST	59.05	+11.1	+15.4	+28.4/A
TechC m	ST	41.89	+11.0	+15.2	+27.5/B
TechInstl	ST	68.36	+11.1	+15.4	+28.9/A
Alpine					
DynDivInstl	WS	3.86	+4.3	+8.7	+14.2/B
IntlRlEsttEqIns	GR	21.09	+3.9	+8.6	+9.4/C
RltyIncGrIns	SR	16.10	+8.9	+12.7	+12.0/A
UltShrtMnIncIns	MS	10.04	+.1	+.2	+1.1/B
Amana					
MutGrInv b	LG	38.47	+8.6	+11.2	+19.7/B
MutIncInv b	LB	48.61	+5.7	+6.8	+12.5/E
American Beacon					
BrdGwyLgCpVlIns	LV	24.88	+5.1	+10.0	+12.1/D
BrdgwyLgCpGrIns	LG	28.62	+8.8	+13.2	+17.6/C
IntlEqInstl	FV	17.09	+3.7	+7.4	+8.7/B
IntlEqInv	FV	16.95	+3.7	+7.3	+8.3/C
LgCpValAdv b	LV	23.56	+5.7	+11.4	+13.8/B
LgCpValInstl	LV	25.89	+5.7	+11.5	+14.3/B
LgCpValInv	LV	23.88	+5.7	+11.4	+13.9/B
MidCpValInv	MV	15.02	+7.4	+14.7	+13.3/C
SmCpValAdv b	SV	21.84	+7.3	+15.1	+14.0/C
SmCpValInstl	SV	23.10	+7.3	+15.2	+14.5/B
SmCpValInv	SV	22.14	+7.3	+15.1	+14.2/C
StphnsSmCpGrInv	SG	14.59	+11.7	+16.8	+24.0/B
TqvlIntlValInv b	FB	14.83	+2.9	+7.0	+6.9/E
American Century					
AdpteEqInv	LB	9.77	+6.7	+10.5	+17.3/A
AdpteSmCpInv	SB	17.01	+7.6	+12.4	+11.3/E
AllCpGrInv	LG	31.63	+8.1	+12.0	+16.6/D
Ball	MA	17.93	+4.5	+6.6	+9.9/B
BalInv	MA	17.92	+4.6	+6.6	+9.7/B
CAHYMuniA m	MC	10.43	+.8	+.9	+2.5/A
CAHYMuniI	MC	10.42	+.7	+.8	+3.0/A
CAHYMuniInv	MC	10.43	+.8	+.9	+2.8/A
CAInTFBdBdI	MF	11.75	+.7	+1.0	+1.6/B
CAInTFBdBdInv	MF	11.74	+.6	+.9	+1.4/B
CorEqPlusInv	LB	14.03	+6.6	+9.6	+13.4/D
CorPlusInv	CI	10.41	+1.2	+1.8	+2.6/B
CptlValInv	LV	8.35	+5.0	+8.0	+12.2/D

Name	Obj	NAV	4-wk Rtn	YTD Rtn	3-yr Rtn/Rk
DiscpGrInv	LG	20.44	+8.2	+11.7	+16.8/D
DiversBdA m	CI	10.44	+1.1	+1.3	+1.3/E
DiversBdI	CI	10.44	+1.1	+1.3	+1.7/D
DiversBdInv	CI	10.44	+1.1	+1.3	+1.5/E
EmMktsA m	EM	10.13	+4.5	+6.3	+14.0/C
EmMktsI	EM	10.81	+4.6	+6.5	+14.5/B
EmMktsInv	EM	10.52	+4.6	+6.4	+14.2/C
EqGrA m	LB	29.81	+7.0	+10.6	+15.2/C
EqGrI	LB	29.90	+7.1	+10.6	+15.7/B
EqGrInv	LB	29.86	+7.1	+10.6	+15.4/B
EqIncA m	LV	8.47	+5.2	+7.2	+12.1/D
EqIncC m	LV	8.46	+5.1	+7.1	+11.3/E
EqIncI	LV	8.48	+5.2	+7.2	+12.7/C
EqIncInv	LV	8.47	+5.2	+7.2	+12.4/D
EqIncR b	LV	8.44	+5.2	+7.2	+11.9/D
EqIncR6	LV	8.49	+5.2	+7.3	+12.8/C
GlbGoldInv	SP	8.45	+5.8	+4.3	+7.8/A
GlbGrInv	WS	11.43	+7.8	+11.2	+14.7/B
GovtBdA m	GI	10.75	+.5	+.5	+.3/D
GovtBdInv	GI	10.75	+.5	+.5	+.6/C
GovtBdR5	GI	10.75	+.5	+.5	+.8/B
GrA m	LG	30.73	+7.6	+11.9	+18.1/C
GrI	LG	32.44	+7.7	+11.9	+18.6/B
GrInv	LG	31.82	+7.6	+11.9	+18.4/C
GrR b	LG	29.88	+7.6	+11.9	+17.8/C
GrR6	LG	32.41	+7.7	+12.0	+18.8/B
HYInv	HY	5.48	+1.9	+5.2	+8.8/C
HYMuniI	HM	9.52	+.7	+.9	+3.6/B
HYMuniInv	HM	9.53	+.8	+1.0	+3.4/C
HeritageA m	MG	17.81	+10.8	+15.6	+16.8/D
HeritageC m	MG	13.27	+10.7	+15.5	+15.9/E
HeritageI	MG	21.29	+10.9	+15.6	+17.4/D
HeritageInv	MG	19.71	+10.9	+15.6	+17.1/D
IncandGrA m	LV	35.63	+5.9	+9.4	+14.4/A
IncandGrI	LV	35.76	+5.9	+9.5	+15.0/A
IncandGrInv	LV	35.70	+5.9	+9.4	+14.7/A
InflAdjBdA m	IP	11.14	+.7	+1.2	+1.5/D
InflAdjBdInv	IP	11.16	+.6	+1.2	+1.7/C
InflAdjBdR5	IP	11.15	+.7	+1.2	+1.9/B
IntTrmTxFrBdI	MI	11.23	+.7	+1.1	+1.7/B
IntTrmTxFrBdInv	MI	11.23	+.7	+1.1	+1.5/C
IntlBdInv	IB	12.58	-.6	+.8	+1.0/E
IntlDiscvInv	FR	13.26	+6.5	+12.3	+8.3/D
IntlGrA m	FG	10.95	+6.0	+8.7	+8.7/D
IntlGrI	FG	10.76	+6.1	+8.8	+9.2/C
IntlGrInv	FG	10.84	+6.0	+8.7	+9.0/D
IntlOppsInv	FR	9.24	+6.5	+11.1	+11.3/B
InvFcddynGrInv	LG	26.79	+7.4	+13.8	+24.8/A
InvGinnieMaeInv	GI	10.24	+.4	+.7	+.8/B
InvGinnieMaeR5	GI	10.24	+.5	+.8	+1.0/B
InvOC2020A m	TE	11.76	+3.4	+5.5	+7.4/D
InvOC2020I	TE	11.77	+3.5	+5.6	+7.9/D
InvOC2020Inv	TE	11.77	+3.4	+5.5	+7.6/D
InvOC2020R b	TE	11.76	+3.4	+5.5	+7.1/D
InvOC2025A m	TG	13.97	+3.7	+5.9	+8.0/E
InvOC2025I	TG	13.97	+3.8	+6.0	+8.5/E
InvOC2025Inv	TG	13.97	+3.7	+6.0	+8.3/E
InvOC2025R b	TG	13.96	+3.7	+5.9	+7.7/E
InvOC2030A m	TH	12.14	+4.0	+6.5	+8.7/E
InvOC2030I	TH	12.15	+4.0	+6.5	+9.2/E
InvOC2030Inv	TH	12.16	+4.1	+6.5	+8.9/E
InvOC2030R b	TH	12.14	+4.0	+6.4	+8.4/E
InvOC2035A m	TI	15.17	+4.4	+7.1	+9.4/E
InvOC2035I	TI	15.19	+4.5	+7.1	+9.9/E
InvOC2035Inv	TI	15.17	+4.4	+7.1	+9.7/E
InvOC2035R b	TI	15.17	+4.4	+7.0	+9.1/E
InvOC2040A m	TJ	12.67	+4.7	+7.6	+10.2/E
InvOC2040I	TJ	12.68	+4.8	+7.6	+10.7/E
InvOC2040Inv	TJ	12.68	+4.8	+7.6	+10.5/E
InvOC2040R b	TJ	12.67	+4.8	+7.6	+9.9/E
InvOC2045A m	TK	15.86	+5.1	+8.2	+11.0/E
InvOC2045I	TK	15.88	+5.2	+8.2	+11.5/E
InvOC2045Inv	TK	15.87	+5.2	+8.3	+11.3/E
InvOC2045R b	TK	15.87	+5.1	+8.2	+10.7/E
InvOC2050A m	TN	12.97	+5.4	+8.7	+11.5/E
InvOC2050I	TN	12.99	+5.5	+8.8	+12.0/E
InvOC2050Inv	TN	12.97	+5.4	+8.7	+11.8/E
InvOC2050R b	TN	12.97	+5.4	+8.6	+11.2/E
InvOC2055A m	TL	14.03	+5.6	+8.9	+11.8/E
InvOC2055Inv	TL	14.04	+5.6	+8.9	+12.0/E
InvOC:AgrInv	AL	15.74	+5.4	+8.7	+11.7/B
InvOC:CnsrvInv	CA	13.09	+3.3	+5.3	+7.1/C
InvOCInRetA m	RI	12.61	+3.4	+5.3	+6.9/A
InvOCInRetI	RI	12.61	+3.4	+5.4	+7.4/A
InvOCInRetInv	RI	12.61	+3.4	+5.4	+7.2/A
InvOCInRetR b	RI	12.59	+3.4	+5.3	+6.7/B
InvOCModInv	MA	14.85	+4.5	+7.1	+9.7/C
InvOCVryAgrInv	XM	16.78	+6.5	+10.4	+13.6/B
InvOCVryCsrvInv	XY	11.69	+2.3	+3.6	+5.1/C
LgCoValInv	LV	9.65	+5.5	+9.0	+12.5/D
MidCpValA m	MV	15.03	+7.1	+11.9	+12.5/D
MidCpValC m	MV	14.84	+7.0	+11.7	+11.6/E
MidCpValI	MV	15.08	+7.1	+12.0	+13.0/C
MidCpValInv	MV	15.06	+7.0	+11.9	+12.7/D
MidCpValR b	MV	14.98	+7.0	+11.9	+12.2/D
MidCpValR6	MV	15.08	+7.1	+12.0	+13.2/C
NTCoreEqPlusG	LB	14.37	+6.8	+9.9	+14.3/C
NTDiversBdG	CI	10.44	+1.2	+1.4	+1.9/D
NTEmMktsG	EM	10.61	+4.7	+6.6	+15.3/B
NTEqGrG	LB	12.34	+7.1	+10.8	+15.9/B
NTGrG	LG	16.03	+7.7	+12.1	+19.3/B
NTHeritageG	MG	11.67	+10.9	+15.8	+17.7/C
NTIntlGrG	FG	9.85	+5.9	+8.6	+9.8/C
NTLgCoValG	LV	10.54	+5.5	+9.2	+12.9/C
NTMidCpValG	MV	11.50	+7.3	+12.2	+13.5/C
NTSmCoG	SB	8.06	+7.8	+14.0	+14.2/D
RlEsttA m	SR	27.94	+9.4	+12.3	+9.0/D
RlEsttI	SR	28.06	+9.5	+12.4	+9.4/C
RlEsttInv	SR	27.98	+9.5	+12.4	+9.2/C
SelA m	LG	67.76	+8.0	+11.8	+17.8/C
SelI	LG	70.61	+8.0	+11.8	+18.4/C
SelInv	LG	69.40	+8.0	+11.8	+18.1/C
ShrtDurInv	CS	10.11	+.6	+.8	+1.8/C
ShrtTrmGovtInv	GS	9.44	+.2	+.3	+.4/C
ShtDrInfPrBdInv	IP	10.01	+.4	+.9	+1.7/C
ShtDrInfPrBdR5	IP	10.09	+.4	+.9	+1.9/C
SmCoInv	SB	13.34	+7.8	+13.8	+13.6/D
SmCpGrA m	SG	15.78	+10.0	+17.1	+23.8/B
SmCpGrI	SG	16.87	+10.0	+17.1	+24.3/B
SmCpGrInv	SG	16.42	+10.1	+17.0	+24.1/B
SmCpValA m	SV	7.14	+8.7	+18.4	+16.3/A
SmCpValI	SV	7.31	+8.8	+18.5	+16.9/A
SmCpValInv	SV	7.23	+8.7	+18.5	+16.7/A
StrAlAgrsA m	AL	7.46	+5.4	+8.7	+11.5/C
StrAlAgrsC m	AL	7.28	+5.4	+8.7	+10.7/D
StrAlAgrsI	AL	7.34	+5.5	+8.9	+12.1/B
StrAlAgrsInv	AL	7.39	+5.4	+8.8	+11.8/B
StrAlCnsrvA m	CA	5.40	+3.3	+5.3	+6.7/D
StrAlCnsrvInv	CA	5.41	+3.4	+5.5	+7.0/C
StrAlModA m	MA	6.18	+4.6	+7.3	+9.5/C
StrAlModC m	MA	6.09	+4.5	+7.2	+8.6/D
StrAlModI	MA	6.20	+4.6	+7.3	+9.9/B
StrAlModInv	MA	6.20	+4.6	+7.3	+9.7/B
StrAlModR b	MA	6.14	+4.4	+7.2	+9.2/C
SustEqA m	LB	26.77	+6.8	+10.1	+16.0/B
SustEqInv	LB	26.82	+6.9	+10.1	+16.3/A
UltraA m	LG	43.42	+8.1	+12.7	+20.6/B
UltraI	LG	47.31	+8.1	+12.8	+21.2/A
UltraInv	LG	45.58	+8.1	+12.8	+20.9/A
UtlsInv	SU	17.10	+3.3	+4.4	+7.4/E
ValA m	LV	8.00	+5.1	+9.6	+11.6/E
ValI	LV	8.03	+5.1	+9.7	+12.1/D
ValInv	LV	8.01	+5.1	+9.7	+11.9/D
ValR b	LV	8.01	+5.1	+9.7	+11.4/E
ZeroCoup2020Inv	GS	104.55	+.3	+.3	+.3/D
ZeroCoup2025Inv	GL	100.17	+.7	+.8	+.4/A
American Funds					
2010TgtDtRtrA m	TA	10.58	+2.2	+3.6	+6.9/C
2015TgtDtRtrA m	TD	11.20	+2.5	+3.9	+7.4/D
2020TgtDtRtrA m	TE	12.20	+2.7	+4.4	+8.2/C
2025TgtDtRtrA m	TG	13.06	+3.2	+5.1	+9.6/C
2030TgtDtRtrA m	TH	13.97	+3.9	+6.1	+11.4/B
2035TgtDtRtrA m	TI	14.36	+4.7	+7.3	+12.8/A
2040TgtDtRtrA m	TJ	14.70	+5.0	+7.9	+13.3/A
2045TgtDtRtrA m	TK	14.94	+5.1	+7.9	+13.6/A
2050TgtDtRtrA m	TN	14.65	+5.1	+8.0	+13.7/A
AMCpA m	LG	30.67	+6.2	+9.9	+16.6/D
AmrcnBalA m	MA	26.30	+3.9	+5.6	+10.6/A
AmrcnHiIncA m	HY	10.02	+2.2	+5.3	+10.3/A
AmrcnMutA m	LV	39.77	+3.9	+6.0	+13.8/B
BdfAmrcA m	CI	12.67	+.9	+1.1	+1.9/D
CptWldGrIncA m	WS	46.32	+5.3	+8.2	+12.5/C
CptlIncBldrA m	IH	58.95	+3.0	+4.7	+7.3/D
CptlWldBdA m	IB	19.47	+.3	+1.1	+2.3/D
EuroPacGrA m	FG	48.89	+5.5	+8.5	+11.3/B
FdmtlInvsA m	LB	57.23	+6.1	+9.4	+16.1/B
GlbBalA m	IH	31.38	+2.9	+5.1	+7.7/C
GrfAmrcA m	LG	47.33	+6.2	+10.7	+18.9/B
HiIncMuniBdA m	HM	15.71	+.6	+.9	+3.6/B
IncAmrcA m	AL	21.68	+3.2	+5.1	+9.5/E
IntlGrIncA m	FB	31.43	+4.7	+7.6	+9.5/B
IntrmBdfAmrA m	CS	13.26	+.5	+.5	+.9/E
InvCAmrcA m	LB	36.34	+4.4	+7.2	+13.8/D
LtdTrmTEBdA m	MS	15.61	+.6	+.9	+1.0/B
MortgA m	GI	9.93	+.5	+.6	+1.0/A
NewWldA m	EM	62.55	+6.2	+9.0	+13.8/C
NwPrspctvA m	WS	41.31	+6.1	+9.7	+15.6/A
STBdAmrcA m	CS	9.86	+.3	+.4	+1.0/D
ShrtTrmTEBdA m	MS	10.06	+.3	+.6	+.7/C
SmCpWldA m	SW	52.28	+6.8	+11.5	+16.6/A
TheNewEcoA m	LG	43.26	+7.9	+11.4	+19.2/B
TxExBdA m	MI	12.85	+.6	+1.0	+2.1/A
TxExmptFdofCAA m	MC	17.44	+.5	+.8	+1.9/C
TxExofNewYorkA m	MY	10.64	+.6	+.9	+1.7/C
USGovtSecA m	GI	13.54	+.4	+.4	+.6/C
WAMtInvsA m	LB	44.25	+5.1	+7.7	+15.4/C
American Independanc					
KansasTxExBdIns	SI	10.68	+.4	+.8	+1.3/B
Ancora					
ThInSmlMdI d	SB	14.49	+7.4	+15.0	+16.7/B

Name	Obj	NAV	4-wk Rtn	YTD Rtn	3-yr Rtn/Rk
Angel Oak					
MltStratIncAs m	MU	11.04	+.4	+.5	+5.6
MltStratIncIns	MU	11.02	+.4	+.6	+5.9
Aquila					
CHTFKTA m	SI	10.55	+.5	+.9	+1.3/B
HawaiianTxFrA m	SI	11.22	+.6	+1.1	+.6/E
NATFIncA m	SI	10.64	+.6	+1.0	+1.5/A
TxFrForUtahA m	SI	10.27	+.6	+1.1	+1.5/A
TxFrofArizonaA m	SI	10.50	+.5	+.9	+1.4/B
TxFrofColoradoA m	SI	10.40	+.7	+1.2	+.9/D
TxFrofOregonA m	SI	10.89	+.7	+1.0	+.7/D
Arbitrage					
Instl	NE	13.22	+.5	+.7	+2.9/B
R b	NE	12.84	+.5	+.6	+2.7/B
Ariel					
ApprecInv b	MV	44.05	+7.1	+14.1	+13.3/C
Inv b	MV	64.00	+7.9	+15.7	+16.1/A
Aristotle					
SaulGlbOppsI d	IH	11.73	+5.1	+9.0	+10.8/A
Artisan					
EmMktsInv	EM	15.29	+4.9	+8.9	+18.1
GlbOppsInstl	WS	24.48	+6.7	+10.7	+16.9
GlbOppsInv	WS	24.14	+6.6	+10.6	+16.6
GlbValueInv	WS	16.52	+6.2	+10.8	+12.1
IntlInstl	FG	28.72	+2.2	+5.3	+7.9
IntlInv	FG	28.58	+2.2	+5.3	+7.7
IntlSmMdInv	FR	12.46	+4.5	+10.4	+6.5
IntlValueInstl	FB	33.80	+4.6	+8.9	+9.4
IntlValueInv	FB	33.70	+4.6	+8.8	+9.2
MidCpInstl	MG	37.69	+11.0	+17.1	+17.9
MidCpInv	MG	33.76	+11.0	+17.1	+17.6
MidCpValueInv	MV	19.26	+7.0	+13.7	+13.5
SmCpInvs	SG	31.50	+12.2	+20.9	+27.3
ValInstl	LV	12.06	+7.1	+12.4	+15.5
ValInv	LV	12.10	+7.2	+12.5	+15.3
Ashmore					
EmMktsLcCyBdIns	XP	7.26	+.4	+3.4	+7.5
EmMktsTtlRetIns	EB	7.73	+1.6	+4.1	+10.7
Auxier					
FocInv d	LV	21.65	+5.7	+7.8	+11.8/D
Ave Maria					
MariaWldEq	WS	14.37	+6.7	+9.7	+12.1/C
Value	MB	18.97	+6.6	+10.4	+15.7/B
BBH					
CoreIN d	LB	13.92	+5.6	+8.3	+11.0/E
LtdDurN	UB	10.18	+.4	+.8	+2.8/A
BMO					
DivIncI	LV	14.01	+5.7	+8.9	+16.3/A
IntermTxFrI	MI	11.15	+.6	+.9	+1.9/B
IntermTxFrY	MI	11.16	+.6	+.9	+1.7/B
LgCpGrI	LG	17.09	+7.3	+10.8	+19.0/B
LgCpGrY	LG	16.93	+7.2	+10.8	+18.7/B
LgCpValI	LV	14.05	+6.1	+10.0	+12.9/C
LowVolEqI	LV	14.35	+6.6	+7.9	+11.8/D
MidCpGrI	MG	14.90	+10.9	+16.7	+21.3/A
MidCpValI	MV	10.34	+7.3	+12.6	+13.6/C
ShrtTrmIncAdvI	CS	9.31	+.6	+.7	+1.8/C
ShrtTxFrI	MS	10.16	+.3	+.4	+1.2/A
SmCpGrI	SG	16.74	+8.7	+15.4	+20.1/C
StratIncY	MU	9.08	+2.2	+4.0	+2.7/E
TCHCorPlusBdI	CI	11.38	+1.4	+2.1	+4.2/A
TCHCorPlusBdY	CI	11.38	+1.4	+1.9	+3.9/A
TCHCorpIncI	TW	12.64	+2.0	+2.8	+7.1/A
TCHCorpIncY	TW	12.66	+2.1	+2.8	+6.9/A
UltraShrtTxFrI	MS	10.07	+.2	+.3	+1.2/A
BNY Mellon					
AsstAllcM	MA	11.79	+4.3	+7.4	+10.2
BdM	CI	12.39	+1.0	+1.2	+2.0/D
EmMktsM	EM	10.35	+4.9	+7.9	+14.9/B
IncStkM	LV	8.28	+4.2	+8.1	+13.1/C
IntermBdM	CS	12.34	+.7	+1.0	+1.6/C
IntlApprecM	FB	12.76	+2.7	+6.2	+8.8/C
IntlM	FB	12.18	+3.7	+7.9	+9.5/B
LgCpStkM	LB	5.19	+6.6	+9.5	+14.3/C
MAIntrmMnBdM	MT	12.53	+.8	+1.3	+1.3/B
MdCpMltStratM	MG	16.68	+9.4	+15.0	+16.3/D
NYIntrmTEBdM	MN	11.00	+.7	+1.2	+1.4/B
NtnIntrmMnBdM	MI	13.40	+.7	+1.1	+1.5/C
NtnSTMnBdM	MS	12.75	+.4	+.5	+.8/C
PEIntrmMnBdM	MP	12.06	+.7	+1.1	+1.7/C
STUSGovtSecM	GS	11.54	+.2	+.3	+.3/D
SmCpMltStratM	SG	17.18	+8.1	+15.3	+18.9/D
Baird					
AggrgateBdInstl	CI	10.64	+1.1	+1.2	+2.4/C
CorPlusBdInstl	CI	10.97	+1.3	+1.6	+3.2/B
IntermBdInstl	CI	10.88	+.8	+.9	+1.9/D
QlInTrmMnBdIns	MI	11.49	+.7	+1.1	+1.1/D
ShrtTrmBdInstl	CS	9.62	+.6	+.7	+1.9/B
Baron					
AsstInstl	MG	75.48	+11.4	+13.8	+21.0/B
AsstRetail b	MG	72.61	+11.4	+13.8	+20.7/B
DiscvInstl	SG	19.76	+9.7	+15.6	+32.4/A
DiscvRetail b	SG	19.52	+9.7	+15.6	+32.2/A
EmMktsInstl	EM	13.56	+4.6	+8.7	+13.1/C
EmMktsRetail b	EM	13.53	+4.6	+8.7	+12.8/D
FifthAvenuGrIns	LG	29.65	+7.4	+12.9	+23.8/A
FifthAvenuGrRtl b	LG	29.06	+7.4	+12.9	+23.5/A
FocedGrInstl	MG	17.53	+6.8	+8.5	+19.5/B
FocedGrRetail b	MG	17.16	+6.8	+8.5	+19.2/B
GlbAdvantageIns	WS	23.15	+9.9	+15.6	+26.0/A
GlbAdvantageRtl b	WS	22.85	+9.9	+15.6	+25.7/A
GrInstl	MG	72.94	+11.4	+15.5	+20.1/B
GrRetail b	MG	70.61	+11.4	+15.4	+19.8/B
IntlGrInstl	FG	21.46	+6.3	+11.2	+13.1/A
IntlGrRetail b	FG	21.13	+6.2	+11.2	+12.8/A
OppInstl	LG	21.06	+10.2	+15.6	+28.4/A
OppRetail b	LG	20.25	+10.2	+15.6	+28.0/A
PtnrsInstl	MG	55.08	+10.2	+12.7	+25.0/A
PtnrsRetail b	MG	53.83	+10.1	+12.7	+24.6/A
RlEsttInstl	SR	24.47	+8.2	+16.0	+13.2/A
RlEsttRetail b	SR	24.08	+8.2	+15.9	+12.9/A
SmCpInstl	SG	29.50	+12.2	+18.2	+22.5/B
SmCpRetail b	SG	28.29	+12.1	+18.2	+22.2/C
Barrett Associates					
BarrettOpp	LB	25.36	+5.6	+7.7	+14.9/C
Becker					
ValEqRetail d	LV	16.94	+4.1	+9.4	+12.1/D
Berkshire					
Foc d	ST	26.63	+12.8	+19.3	+32.3/A
Bernstein					
CaliforniaMuni	SS	14.14	+.6	+1.0	+1.0/B
IntermDur	CI	12.92	+1.0	+1.4	+2.6/C
IntermDurInstl	CI	14.74	+1.0	+1.3	+2.7/B
NewYorkMuni	SS	13.87	+.7	+1.2	+1.0/A
ShrtDrDvRSMn	MS	12.56	+.2	+.4	+.6/D
Berwyn					
Inc d	XY	13.02	+1.9	+3.5	+5.6/C
Bishop Street					
HawaiiMuniBdIns	SI	10.45	+.5	+.9	+1.1/C
BlackRock					
4060TrgtAllInvC m	CA	10.95	+2.9	+4.6	+5.8
AdUSTtlMInvA m	LB	25.66	+7.4	+11.2	+16.9/A
AdUSTtlMInvIns	LB	26.80	+7.4	+11.2	+17.2/A
AdUSTtlMInvInvC m	LB	16.49	+7.3	+11.0	+16.0/B
AdvtgGlbInstl	WS	20.41	+6.0	+10.1	+16.0/A
AdvtgGlbInvA m	WS	19.38	+6.0	+10.1	+15.6/A
AdvtgGlbInvC m	WS	15.88	+5.9	+10.0	+14.7/B
AdvtgIntlIns	FB	15.39	+3.6	+7.4	+10.2/B
AdvtgIntlInvA m	FB	15.23	+3.6	+7.4	+9.9/B
AdvtgLCCorIns	LB	15.75	+7.4	+11.1	+17.0/A
AdvtgLCCorInvA m	LB	15.14	+7.4	+11.0	+16.7/A
AdvtgLCCorInvC m	LB	12.89	+7.3	+10.9	+15.8/B
AdvtgLCValIns	LV	26.41	+6.0	+9.6	+15.1/A
AdvtgLCValInvA m	LV	25.86	+6.0	+9.5	+14.8/A
AdvtgLCValInvC m	LV	23.96	+5.9	+9.4	+13.9/B
AdvtgLgCpGrIns	LG	15.21	+8.3	+11.9	+18.9/B
AdvtgLgCpGrInvA m	LG	14.52	+8.3	+12.0	+18.6/C
AdvtgSmCpGrIns	SG	17.77	+9.8	+16.9	+20.0/C
AdvtgSmCpGrInvA m	SG	12.83	+9.8	+16.8	+19.7/D
AlCpEngyRsInvA m	EE	9.90	+3.9	+12.1	+7.7/A
AsaDrgnIns	PJ	14.53	+6.1	+7.0	+11.2/D
AsaDrgnInvA m	PJ	14.35	+6.2	+7.0	+10.9/D
BalCptlInstl	MA	21.87	+4.7	+7.5	+11.5
BalCptlInvA m	MA	21.79	+4.7	+7.6	+11.2
BalCptlInvC m	MA	18.82	+4.6	+7.4	+10.3
BasValInstl	LV	20.72	+3.9	+8.5	+13.3/C
BasValInvA m	LV	20.43	+3.9	+8.4	+13.0/C
BasValInvC m	LV	17.59	+3.8	+8.3	+12.1/D
CAMuniOppsInstl	MF	12.37	+.3	+.5	+3.0/A
CAMuniOppsInvA m	MF	12.36	+.2	+.5	+2.7/A
CAMuniOppsInvA1 b	MF	12.37	+.2	+.5	+2.9/A
CorBdInstl	CI	9.39	+1.2	+1.6	+1.7/D
CorBdInvA m	CI	9.40	+1.2	+1.4	+1.4/E
CorBdInvC m	CI	9.36	+1.2	+1.3	+.7/E
CorBdK	CI	9.42	+1.4	+1.6	+1.8/D
CorBdSvc b	CI	9.39	+1.2	+1.5	+1.4/E
CptlApprecInstl	LG	28.36	+7.9	+12.2	+20.7/A
CptlApprecInvA m	LG	26.05	+7.9	+12.1	+20.4/B
CptlApprecInvC m	LG	18.53	+7.9	+12.1	+19.4/B
CptlApprecK	LG	28.52	+7.9	+12.2	+20.9/A
CptlApprecR b	LG	21.12	+7.9	+12.1	+20.1/B
CrdtStrIncIns	MU	9.98	+1.7	+3.4	+6.0/B
CrdtStrIncInvA m	MU	9.98	+1.7	+3.4	+5.7/C
EmMktsInstl	EM	22.72	+5.6	+9.0	+19.6/A
EmMktsInvA m	EM	21.93	+5.6	+9.0	+19.2/A
EngyResInvA m	EE	15.24	+3.6	+16.2	+5.1/C
EqDivInstl	LV	20.21	+4.8	+8.1	+13.9/B
EqDivInvA m	LV	20.15	+4.8	+8.1	+13.6/B
EqDivInvC m	LV	19.34	+4.8	+8.0	+12.8/C
EqDivR b	LV	20.32	+4.8	+8.0	+13.3/C
EuroInvA m	ES	12.69	+4.4	+6.7	+2.7/E
Exch	LB	1061.79	+5.2	+6.0	+13.0/D
FltngRtIncInstl	BL	9.92	+.9	+3.2	+5.2/D

Name	Obj	NAV	4-wk Rtn	YTD Rtn	3-yr Rtn/Rk
FltngRtIncInvA m	BL	9.92	+.9	+3.1	+4.9/D
FltngRtIncInvC m	BL	9.92	+.8	+3.0	+4.1/E
FocGrInstl	LG	4.55	+7.3	+12.1	+20.6/B
FocGrInvA m	LG	4.19	+7.4	+12.0	+20.4/B
GNMAInstl	GI	9.20	+.5	+.9	+1.1/A
GNMAInvA m	GI	9.24	+.5	+.8	+.8/B
GlbAllcIncInstl	IH	18.34	+3.3	+5.4	+7.4/D
GlbAllcIncInvA m	IH	18.23	+3.2	+5.4	+7.1/D
GlbAllcIncInvC m	IH	16.33	+3.2	+5.2	+6.3/E
GlbAllcIncR b	IH	17.32	+3.2	+5.4	+6.8/E
GlbLSCrdtInstl	XS	9.75	+.8	+1.7	+2.8/D
GlbLSCrdtInvA m	XS	9.74	+.8	+1.6	+2.5/E
GlbLSCrdtInvC m	XS	9.57	+.7	+1.5	+1.8/E
HYBdInstl	HY	7.46	+2.1	+5.2	+9.5/B
HYBdInvA m	HY	7.46	+2.1	+5.3	+9.2/B
HYBdInvC m	HY	7.47	+2.1	+5.2	+8.4/D
HYBdK	HY	7.47	+2.3	+5.4	+9.6/B
HYBdSvc b	HY	7.47	+2.3	+5.3	+9.2/B
HYMuniInstl	HM	9.52	+.8	+1.0	+3.9/B
HighEqIncIns	LV	25.34	+3.7	+6.6	+13.9/B
HighEqIncInvA m	LV	21.47	+3.7	+6.6	+13.6/B
HighEqIncInvC m	LV	13.91	+3.7	+6.5	+12.7/C
HthSciOpIns	SH	60.54	+6.3	+7.5	+17.1/A
HthSciOpInvA m	SH	57.58	+6.3	+7.4	+16.8/A
HthSciOpInvC m	SH	50.22	+6.2	+7.3	+15.9/B
InflProtBdInstl	IP	10.36	+.7	+1.3	+1.9/C
InflProtBdInvA m	IP	10.11	+.7	+1.2	+1.6/D
InflProtBdInvC m	IP	9.77	+.6	+1.1	+.9/E
IntlDivIns	FB	27.33	+5.4	+7.0	+7.5/D
IntlDivInvA m	FB	25.48	+5.3	+6.9	+7.2/E
IntlInstl	FB	15.11	+5.2	+10.2	+9.4/B
IntlInvA m	FB	14.79	+5.3	+10.2	+9.1/C
IntlInvC m	FB	13.83	+5.2	+10.1	+8.1/D
LCFocGrIns	LG	12.28	+7.4	+11.9	+21.6/A
LCFocGrInvA m	LG	11.27	+7.4	+12.0	+21.3/A
LCFocGrInvC m	LG	8.29	+7.4	+11.9	+20.3/B
LPDyn2020Instl	TE	14.79	+3.1	+5.6	+8.6
LPDyn2020InvA m	TE	13.51	+3.1	+5.5	+8.4
LPDyn2030Instl	TH	12.81	+4.2	+7.6	+11.4
LPDyn2030InvA m	TH	12.25	+4.3	+7.6	+11.1
LPDyn2040Instl	TJ	15.98	+5.1	+9.3	+13.5
LPDyn2040InvA m	TJ	14.44	+5.2	+9.2	+13.2
LatinAmerInstl	LS	53.05	+1.3	+11.5	+22.7/B
LatinAmerInvA m	LS	52.42	+1.3	+11.5	+22.3/C
LngHrznEqInstl	WS	12.62	+8.3	+9.6	+12.2/C
LngHrznEqInvA m	WS	12.61	+8.2	+9.6	+11.9/C
LowDurBdInstl	CS	9.49	+.7	+.8	+1.8/C
LowDurBdInvA m	CS	9.49	+.7	+.7	+1.6/C
LowDurBdInvC m	CS	9.49	+.6	+.8	+.8/E
LowDurBdK	CS	9.49	+.7	+.9	+1.9/B
ManagedIncK	XY	9.79	+1.7	+2.7	+5.4/C
MidCapDivIns	MV	17.28	+6.8	+12.3	+15.1/B
MidCapDivInvA m	MV	16.44	+6.8	+12.3	+14.8/B
MidCpGrEqInstl	MG	25.58	+11.9	+15.2	+25.3/A
MidCpGrEqInvA m	MG	22.13	+11.8	+15.1	+24.9/A
MidCpGrEqInvC m	MG	17.24	+11.7	+15.0	+24.0/A
NJMuniBdInstl	MJ	10.98	+.6	+.9	+2.6/A
NJMuniBdInvA m	MJ	10.99	+.6	+1.0	+2.4/B
NYMuniOppsInstl	MN	11.09	+.6	+1.0	+3.2/A
NYMuniOppsInvA m	MN	11.10	+.5	+1.0	+2.9/A
NYMuniOppsInvA1 b	MN	11.10	+.5	+1.0	+3.1/A
NYMuniOppsInvC m	MN	11.09	+.5	+.8	+2.2/A
NatrlResTrInstl	SN	24.77	+4.4	+9.4	+10.6/B
NatrlResTrInvA m	SN	23.30	+4.4	+9.4	+10.3/C
NtnlMnInstl	MI	10.71	+.5	+.8	+2.0/A
NtnlMnInvA m	MI	10.72	+.4	+.7	+1.8/B
NtnlMnInvC m	MI	10.72	+.4	+.6	+1.0/D
PAMuniBdInstl	MP	10.85	+.6	+.9	+2.1/B
PAMuniBdInvA m	MP	10.86	+.6	+.9	+1.8/C
ShrtTrmMuniIns	MS	10.11	+.3	+.5	+.7/D
ShrtTrmMuniInvA m	MS	10.12	+.3	+.5	+.4/E
StrGlbBdIncIns	IB	5.86	+.2	+.8	+3.4
StrGlbBdIncIvA m	IB	5.85	+.2	+1.0	+3.2
StrIncOpA m	NT	9.69	+1.0	+1.4	+3.3/D
StrIncOpC m	NT	9.68	+.8	+1.2	+2.5/E
StrIncOpIns	NT	9.69	+.9	+1.3	+3.6/C
StratMuOpIns	MI	11.42	+.6	+1.0	+3.3/A
StratMuOpInvA m	MI	11.42	+.7	+1.1	+3.1/A
StratMuOpIvC m	MI	11.42	+.5	+.9	+2.3/A
TactOppsInstl	AM	13.91	+1.9	+1.6	+6.4/A
TactOppsInvA m	AM	13.81	+1.9	+1.6	+6.1/A
TechOppsInstl	ST	29.62	+10.1	+15.1	+31.4/A
TechOppsInvA m	ST	27.48	+10.1	+15.1	+31.1/A
TechOppsInvC m	ST	23.24	+10.0	+15.0	+30.1/A
TtlRetInstl	CI	11.34	+.9	+1.3	+2.2
TtlRetInvA m	CI	11.34	+.8	+1.3	+1.9
TtlRetInvC m	CI	11.33	+.8	+1.1	+1.2
TtlRetR b	CI	11.34	+.8	+1.2	+1.6
USGovtBdInstl	GI	10.19	+.5	+.7	+.9/B
USGovtBdInvA m	GI	10.21	+.5	+.6	+.6/C
USMortgInstl	CI	9.98	+.7	+1.1	+2.1/C
Bogle Investment Man					
SmCpGrInstl	SB	26.24	+8.6	+15.0	+17.5/B
Boston Partners					
LSEqInstl	LO	18.13	+1.9	+4.6	+3.1/E
SmCpValIIInstl	SV	23.44	+6.5	+13.8	+14.2/C
SmCpValIIInv b	SV	22.39	+6.6	+13.8	+13.9/C
Boston Trust					
AsstMgmt	AL	47.31	+5.6	+6.9	+11.6/C
Eq	LB	24.58	+6.8	+8.6	+14.8/C
Bragg Capital Trust					
QueensRdSmCpVal	SV	25.51	+6.9	+10.3	+10.3/E
QueensRdVal	LV	22.71	+7.2	+9.5	+14.2/B
Brandes					
IntlEqI	FV	16.68	+.8	+6.1	+9.8/B
Bridges					
Invm	LG	63.12	+6.0	+10.0	+15.3/E
Bridgeway					
AggresivInvs1	MB	60.07	+8.2	+14.6	+13.9/C
BlueChip35Idx	LB	13.69	+5.3	+8.1	+15.3/C
SmCpGr	SG	24.84	+4.9	+12.7	+17.7/D
SmCpVal	SV	21.55	+6.0	+13.2	+15.0/B
UltraSmCo	SV	26.20	+8.1	+16.9	+10.8/E
UltraSmCoMkt d	SB	11.66	+5.6	+14.2	+14.5/C
Bright Rock					
MidCpGrInstl	MG	17.65	+6.1	+9.9	+15.0/E
QualLgCpInstl	LB	16.26	+5.8	+8.6	+10.4/E
Broadview					
Opp	SB	28.82	+9.2	+15.8	+14.8/C
Brookfield Investmen					
GlbLtdInfrasI	XO	12.48	+5.2	+10.6	+11.8/A
GlbLtdInfrasY	XO	12.47	+5.2	+10.6	+11.8/A
GlbLtdRlEsttI	GR	13.12	+6.5	+11.3	+10.4/B
Brown Advisory					
FlexEqIns d	LG	21.12	+7.2	+10.4	+17.7/C
GrEqInstl d	LG	22.32	+9.7	+13.8	+19.9/B
GrEqInv d	LG	22.07	+9.7	+13.8	+19.8/B
IntermIncInv d	CI	10.40	+.7	+.8	+1.6/D
MryIndBdInv d	SI	10.54	+.6	+.9	+1.5/A
SmCpFdmtlValIns d	SB	24.04	+6.0	+11.2	+14.0/D
SmCpGrInv d	SG	19.89	+12.4	+17.8	+19.2/D
SmrstEmMktsIns d	EM	9.22	+3.9	+7.2	+7.9/E
Brown Cap Mgmt					
SmCoInv b	SG	99.17	+14.4	+19.0	+25.2/A
Bruce					
Bruce	MA	526.23	+5.1	+6.9	+7.4/E
Buffalo					
Discv	MG	24.00	+9.9	+13.4	+16.6/D
EmergOpps	SG	15.19	+10.8	+16.0	+24.8/A
FlexInc	AL	14.89	+4.5	+8.7	+10.8/D
Gr	LG	23.92	+7.5	+9.9	+15.9/D
HY	HY	10.76	+1.8	+3.6	+5.7/E
LgCp	LG	29.53	+6.6	+9.5	+17.2/D
MidCp	MG	13.92	+10.1	+15.2	+13.4/E
SmCp	SG	12.70	+13.1	+20.0	+23.3/B
CG Capital Markets					
CorFI	CI	7.93	+1.0	+1.4	+2.3/C
EmMktsEqInvms	EM	14.16	+5.2	+9.2	+14.9/B
IntlEq	FB	11.52	+3.8	+7.6	+8.9/C
IntlFI	IB	7.74	+1.0	+1.4	+4.5/A
LgCpEq	LG	18.11	+6.9	+10.8	+15.6/E
MuniBdInvms	ML	9.21	+.8	+1.2	+1.6/D
SmMidCpEq	SG	18.36	+9.0	+15.5	+16.7/E
CGM					
Foc	LB	41.92	-2.4	+4.8	+12.3/E
Mut	AL	29.31	+2.7	+10.5	+12.3/A
Rlty	LB	28.35	+4.8	+12.0	+15.2/C
CIBC					
AtDipEqInstl	LB	19.33	+6.0	+8.9	+16.8/A
CM					
AdvsFI	CS	10.90	+.6	+1.5	+3.3/A
CRM					
MidCpValInstl	MB	20.79	+8.2	+12.6	+17.3/A
SmCpValInstl	SB	17.30	+7.0	+13.5	+15.5/C
SmCpValInv	SB	14.79	+7.0	+13.5	+15.2/C
Calamos					
CnvrtA m	CV	16.78	+5.3	+8.3	+13.5/C
CnvrtC m	CV	16.59	+5.3	+8.2	+12.6/D
CnvrtInstl	CV	14.81	+5.4	+8.3	+13.8/C
EvolvingWldGrI	EM	13.54	+5.0	+7.4	+9.1/E
GlbGrIncA m	IH	8.07	+3.9	+6.5	+8.8/B
GlbGrIncC m	IH	7.08	+3.8	+6.3	+8.0/C
GlbGrIncI	IH	8.34	+4.0	+6.5	+9.1/B
GrA m	LG	29.08	+7.3	+11.5	+14.3/E
GrC m	LG	16.56	+7.3	+11.4	+13.5/E
GrIncA m	AL	30.73	+5.4	+8.3	+12.3/B
GrIncC m	AL	30.90	+5.4	+8.2	+11.5/C
GrIncInstl	AL	29.45	+5.4	+8.4	+12.6/A
GrInstl	LG	39.75	+7.3	+11.5	+14.6/E
IntlGrA m	FG	16.21	+5.8	+9.2	+9.6/C

Continued on **next page**

Continued from **previous page**

Mutual Funds

Name	Obj	NAV	4-wk Rtn	YTD Rtn	3-yr Rtn/Rk
IntlGrInstl	FG	16.68	+5.8	+9.3	+9.9/C
MktNetrlIncA m	NE	13.13	+1.3	+2.3	+5.5/A
MktNetrlIncC m	NE	13.34	+1.2	+2.2	+4.7/A
MktNetrlIncIns	NE	12.97	+1.3	+2.4	+5.7/A
Calvert					
BalA m	MA	31.19	+4.6	+6.4	+9.5/C
BalC m	MA	30.13	+4.5	+6.3	+8.6/D
BdA m	CI	15.88	+1.1	+1.3	+2.9/B
EqA m	LG	45.77	+7.8	+10.0	+17.3/D
EqC m	LG	25.30	+7.8	+9.9	+16.4/D
IncA m	TW	15.95	+2.3	+3.2	+4.0/D
IntlEqA m	FB	16.38	+4.1	+6.4	+7.2/E
MdCpA m	MB	31.46	+8.7	+11.7	+12.2/D
RspMuniIncA m	MI	15.71	+.4	+.9	+1.6/B
ShrtDurIncA m	CS	15.84	+1.1	+1.6	+2.4/B
USLCCrRspnbIdxA m	LB	22.65	+7.0	+10.6	+16.0/B
Cambiar					
GlblUltrFcsInv d	WS	17.01	+3.5	+10.7	+3.7/E
IntlEqInv d	FB	24.80	+3.9	+7.6	+5.5/E
OppInstl	LV	19.82	+4.4	+9.0	+11.6/E
OppInv	LV	19.91	+4.5	+9.0	+11.3/E
SmCpInstl d	SB	15.77	+6.9	+14.3	+12.6/E
SmCpInv d	SB	15.33	+6.8	+14.2	+12.4/E
Carillon					
ClVtCptlApprA m	LG	38.76	+6.7	+10.0	+16.0/D
EagleGrIncA m	LV	19.85	+4.0	+5.9	+14.6/A
EagleGrIncC m	LV	18.93	+4.0	+5.9	+13.7/B
EglMidCpGrA m	MG	57.81	+9.8	+15.4	+21.0/B
EglMidCpGrC m	MG	45.44	+9.7	+15.3	+20.1/B
EglSmCpGrA m	SG	48.91	+9.4	+16.4	+18.9/D
EglSmCpGrC m	SG	32.54	+9.4	+16.3	+18.0/D
ReamsCore+BdI	CI	31.52	+.8	+.8	+2.8/B
ReamsCoreBdI	CI	11.39	+.9	+1.0	+2.0/D
ReamsUnconsBdI	NT	11.69	+.4	+.7	+3.8/C
ScoutIntlI	FB	17.21	+3.9	+8.3	+9.8/B
ScoutMdCpI	MB	17.82	+8.3	+12.4	+18.0/A
ScoutSmCpI	SG	28.70	+10.2	+16.8	+24.7/B
Causeway					
IntlValInstl d	FV	14.67	+3.4	+7.8	+8.7/B
IntlValInv d	FV	14.57	+3.3	+7.8	+8.5/B
Center Coast Capital					
BrkfldMLPFocA m	LP	6.66	+5.3	+17.7	+14.2/C
BrkfldMLPFocC m	LP	6.08	+5.5	+17.8	+13.3/D
Champlain					
SmCoAdv b	SG	19.30	+10.2	+13.8	+22.5/B
City National Rochda					
CorpBdServicing	CS	10.26	+1.0	+1.1	+1.8/B
DivIncN b	LV	37.65	+4.8	+7.2	+7.8/E
ClearBridge					
AggresivGrA m	LG	177.42	+5.0	+11.3	+12.2/E
AggresivGrC m	LG	135.58	+4.9	+11.2	+11.4/E
AggresivGrI	LG	198.93	+5.0	+11.3	+12.5/E
AggresivGrIS	LG	201.31	+5.0	+11.4	+12.6/E
AllCpValA m	LV	12.37	+5.8	+12.0	+14.9/A
AllCpValC m	LV	10.47	+5.8	+12.0	+14.2/B
ApprecA m	LB	23.30	+5.5	+7.3	+13.5/D
ApprecC m	LB	22.43	+5.4	+7.2	+12.7/E
ApprecI	LB	23.13	+5.5	+7.3	+13.8/D
ApprecIS	LB	23.20	+5.5	+7.3	+13.9/D
ApprecR b	LB	23.26	+5.4	+7.2	+13.1/D
CBIntlSmCpI	FA	12.62	+3.4	+7.4	+7.8/D
DivStrat1	LB	22.86	+5.4	+8.8	+14.0/D
DivStratA m	LB	22.84	+5.4	+8.8	+13.7/D
DivStratC m	LB	22.48	+5.3	+8.7	+12.9/E
DivStratI	LB	23.48	+5.5	+8.8	+14.0/D
IntlGrC m	FG	38.77	+5.6	+7.8	+13.5/A
IntlGrI	FG	44.92	+5.7	+8.0	+14.7/A
IntlValA m	FV	9.64	+2.0	+6.8	+6.8/D
IntlValIS	FV	9.66	+1.9	+6.6	+7.2/D
LgCpGrA m	LG	43.48	+6.6	+11.5	+18.1/C
LgCpGrC m	LG	34.50	+6.6	+11.4	+17.2/D
LgCpGrI	LG	48.34	+6.7	+11.5	+18.4/C
LgCpValA m	LV	31.02	+6.7	+10.1	+12.2/D
LgCpValC m	LV	30.05	+6.6	+10.0	+11.4/E
LgCpValI	LV	30.96	+6.8	+10.1	+12.6/D
MidCpA m	MB	32.12	+9.3	+14.9	+12.5/D
MidCpC m	MB	25.34	+9.2	+14.9	+11.7/D
MidCpI	MB	35.78	+9.3	+15.0	+12.9/C
MidCpIS	MB	36.09	+9.3	+15.0	+13.0/C
SmCpC m	SG	36.04	+9.1	+16.7	+19.4/D
SmCpGrA m	SG	33.97	+8.6	+14.3	+25.9/A
SmCpGrI	SG	36.63	+8.6	+14.3	+26.3/A
SmCpGrIS	SG	37.09	+8.6	+14.4	+26.4/A
SmCpGrR b	SG	32.94	+8.5	+14.3	+25.5/A
SmCpI	SG	59.99	+9.3	+16.8	+20.6/C
SmCpValA m	SV	16.04	+8.3	+16.4	+13.6/C
TactDivIncA m	MV	16.42	+5.3	+9.2	+11.0/E
TactDivIncC m	MV	15.57	+5.1	+9.1	+10.2/E
TactDivIncI	MV	16.55	+5.3	+9.2	+11.3/E
ValTrustC m	LB	76.49	+6.0	+11.9	+12.7/E
ValTrustI	LB	91.97	+6.1	+12.1	+13.7/D
Clermont					
CLSGrandIncN	CA	10.60	+3.0	+5.6	+7.2/C
Clipper					
Clipper	LB	106.30	+5.6	+10.6	+15.0/C
Cohen & Steers					
DivVal,IncInstl	LB	13.15	+5.7	+9.5	+14.5/C
GlbInfras,IncI	XO	19.23	+4.7	+8.5	+11.1/B
GlbRltys,IncA m	GR	54.83	+6.7	+10.5	+10.8/B
GlbRltys,IncC m	GR	54.45	+6.6	+10.4	+10.1/B
GlbRltys,IncI	GR	55.10	+6.7	+10.5	+11.2/A
InstlRltys	SR	44.45	+9.0	+13.2	+11.5/A
IntlRltyA m	GR	12.01	+4.0	+8.0	+11.4/A
IntlRltyI	GR	12.09	+4.0	+8.1	+11.9/A
PrfrdScInc,IncA m	RR	13.29	+2.5	+4.7	+6.5/C
PrfrdScInc,IncC m	RR	13.21	+2.4	+4.6	+5.8/D
PrfrdScInc,IncI	RR	13.32	+2.5	+4.7	+6.8/B
RlEsttSecIncA m	SR	15.43	+8.7	+12.7	+11.6/A
RlEsttSecIncC m	SR	13.93	+8.6	+12.6	+10.9/B
RlEsttSecIncIns	SR	16.27	+8.7	+12.8	+11.9/A
Rltys	SR	65.98	+9.1	+13.4	+11.2/A
Colorado BondShares					
ATxEx f	SI	9.07	+.5	+.6	+4.5/A
Columbia					
AMTFrCAIMBIns	MF	10.33	+.7	+1.1	+1.6/B
AMTFrCTIMBIns	SI	10.37	+.7	+1.0	+1.1/C
AMTFrIMBA m	MI	10.31	+.7	+1.1	+1.2/D
AMTFrIMBIns	MI	10.31	+.7	+1.1	+1.4/C
AMTFrMAIMBIns	MT	10.35	+.6	+1.0	+1.0/C
AMTFrNYIMBIns	MN	11.73	+.7	+1.1	+1.4/B
AMTFrORIMBIns	SI	12.19	+.6	+1.0	+1.3/B
AMTFrSCIMBIns	SI	10.07	+.6	+1.1	+1.3/B
AcornA m	MG	12.20	+9.7	+14.6	+20.5/B
AcornC m	MG	5.36	+9.4	+14.3	+19.5/B
AcornIns	MG	14.88	+9.7	+14.6	+20.8/B
AcornIntSelIns	FG	26.06	+6.0	+9.4	+13.4/A
AcornIntlA m	FR	32.18	+5.5	+9.2	+9.5/D
AcornIntlIns	FR	32.22	+5.5	+9.2	+9.7/D
AcornSelA m	MG	11.72	+7.6	+13.3	+16.9/D
AcornSelIns	MG	13.64	+7.7	+13.4	+17.2/D
AcornUSAA m	SG	12.04	+10.8	+17.1	+23.2/B
AcornUSAIns	SG	15.12	+10.9	+17.2	+23.5/B
BalA m	MA	39.37	+4.5	+6.5	+8.5/D
BalIns	MA	39.30	+4.5	+6.5	+8.7/D
BdA m	CI	8.32	+1.0	+1.1	+1.9/D
BdIns	CI	8.32	+1.0	+1.1	+2.2/C
ContrCoreA m	LB	23.47	+6.7	+10.0	+12.9/E
ContrCoreIns	LB	23.64	+6.7	+10.1	+13.2/D
ContrCoreV f	LB	23.22	+6.7	+10.0	+12.9/E
ContrEurpA m	ES	6.35	+4.8	+9.1	+6.0/D
ConvrtSecsA m	CV	20.79	+6.7	+10.8	+16.7/A
ConvrtSecsC m	CV	20.71	+6.6	+10.7	+15.8/A
ConvrtSecsIns	CV	20.82	+6.7	+10.9	+16.9/A
CorpIncA m	TW	9.89	+2.3	+3.1	+5.1/B
CorpIncIns	TW	9.89	+2.3	+3.1	+5.4/B
CptAllcAgrA m	AL	12.02	+5.3	+8.9	+12.3/A
CptAllcAgrC m	AL	11.72	+5.3	+8.7	+11.4/C
CptAllcCnsA m	XY	9.80	+2.0	+3.2	+4.7/D
CptAllcMdAgA m	MA	11.75	+4.5	+7.5	+10.6/A
CptAllcMdAgC m	MA	11.77	+4.5	+7.4	+9.8/B
CptAllcMdAgIns	MA	11.73	+4.6	+7.6	+10.9/A
CptAllcMdCnsA m	CA	10.41	+2.8	+4.5	+6.6/D
CptAllcModA m	CA	10.78	+3.8	+6.2	+8.7/A
CptAllcModC m	CA	10.68	+3.7	+6.1	+7.9/B
DiscpCoreA m	LB	11.63	+6.5	+9.8	+16.1/B
DiscpSmCoreV f	SB	4.72	+7.5	+15.1	+10.6/E
DivIncA m	LV	21.24	+6.2	+8.1	+13.8/B
DivIncC m	LV	20.54	+6.1	+8.0	+13.0/C
DivIncIns	LV	21.27	+6.2	+8.1	+14.1/B
DivIncV f	LV	21.25	+6.2	+8.1	+13.8/B
DivOppA m	LV	8.87	+5.5	+8.6	+11.5/E
DivOppC m	LV	8.65	+5.5	+8.5	+10.7/E
EmMktsIns	EM	11.83	+5.3	+8.9	+14.2/C
FltRtA m	BL	8.91	+.8	+2.9	+6.1/B
GlEngNatResA m	SN	17.40	+4.6	+10.9	+10.5/B
GlEngNatResI	SN	17.61	+4.6	+11.0	+10.8/B
GlbDivOppA m	WS	17.33	+4.3	+7.8	+8.7/E
GlbDivOppIns	WS	17.40	+4.4	+7.9	+9.0/E
GlbEqValA m	WS	12.72	+5.2	+8.4	+12.9/C
GlbOppsA m	IH	13.42	+3.1	+5.6	+8.6/B
GlbStratEqA m	WS	14.01	+6.0	+9.5	+14.1/B
GlbTechGrA m	ST	31.89	+10.0	+13.2	+28.1/B
GlbTechGrC m	ST	28.60	+9.9	+13.0	+27.1/B
GlbTechGrIns	ST	33.17	+10.0	+13.2	+28.4/A
GrtrChinaA m	CH	43.21	+9.3	+12.5	+18.3/B
GrtrChinaIns	CH	47.21	+9.4	+12.5	+18.6/B
HYBdA m	HY	2.84	+2.2	+5.9	+7.3/D
HYMuniA m	HM	10.41	+.7	+.9	+3.1/C
HYMuniIns	HM	10.41	+.7	+.9	+3.3/C
IncBuilderA m	XY	11.78	+2.9	+4.9	+7.8/A
IncOppsA m	HY	9.55	+2.1	+5.7	+7.1/E
InfProtSecsA m	IP	9.02	+.9	+1.7	+4.5/A
LgCpEnhCoreA b	LB	23.19	+6.7	+10.1	+16.3/A
LgCpEnhCoreIns	LB	23.14	+6.8	+10.2	+16.6/A
LgCpEnhCoreIns3	LB	23.14	+6.8	+10.2	+16.8/A
LgCpGrA m	LG	39.14	+8.1	+12.1	+17.3/D
LgCpGrC m	LG	32.04	+8.0	+11.9	+16.4/D
LgCpGrIIIA m	LG	16.91	+8.2	+12.1	+17.1/D
LgCpGrIIIC m	LG	11.51	+8.1	+12.0	+16.2/D
LgCpGrIIIIns	LG	18.36	+8.2	+12.2	+17.4/C
LgCpGrIns	LG	40.85	+8.2	+12.1	+17.6/C
LgCpGrV f	LG	38.76	+8.1	+12.0	+17.3/D
LgCpIdxA b	LB	47.58	+6.5	+9.8	+15.6/B
LgCpIdxIns	LB	47.84	+6.5	+9.8	+15.9/B
LgCpValA m	LV	12.79	+6.5	+10.4	+13.3/C
LmtDurCrdtA m	CS	9.70	+1.2	+1.3	+3.9/A
MNTxExmptA m	SM	5.36	+.4	+.7	+1.6/B
MidCapGrA m	MG	21.77	+10.3	+14.3	+16.2/D
MidCapGrIns	MG	23.64	+10.3	+14.4	+16.5/D
MidCapIdxA b	MB	15.31	+8.0	+13.9	+15.7/B
MidCapIdxIns	MB	15.23	+8.0	+13.9	+16.0/A
QualityIncA m	CI	5.40	+.8	+.9	+2.4/C
RlEstateEqA m	SR	13.64	+9.0	+13.0	+8.4/D
RlEstateEqIns	SR	13.68	+9.1	+13.1	+8.7/D
S/MCpValA m	SV	8.89	+7.2	+14.3	+13.0/D
STBdA m	CS	9.92	+.7	+.9	+1.1/D
STBdIns	CS	9.90	+.7	+.9	+1.4/D
STBdIns3	CS	9.90	+.7	+.9	+1.5/C
STMuniBdA m	MS	10.32	+.3	+.5	+.7/D
STMuniBdIns	MS	10.32	+.4	+.5	+.9/C
SelGlbEqA m	WS	12.45	+7.5	+9.0	+15.6/A
SelIntlEqA m	FG	13.46	+5.3	+8.8	+8.8/D
SelIntlEqIns	FG	13.76	+5.3	+8.8	+9.1/D
SelLgCpEqA m	LB	13.72	+6.7	+9.8	+15.7/B
SelLgCpEqIns	LB	13.60	+6.6	+9.7	+16.0/B
SelLgCpGrA m	LG	14.43	+10.3	+16.6	+21.0/A
SelLgCpGrIns	LG	15.00	+10.4	+16.6	+21.3/A
SelLgCpValA m	LV	24.23	+4.9	+10.2	+16.3/A
SelLgCpValC m	LV	22.17	+4.8	+10.0	+15.4/A

Name	Obj	NAV	4-wk Rtn	YTD Rtn	3-yr Rtn/Rk
SelM/CValA m	MV	10.20	+9.4	+14.6	+13.4/C
SelM/CValInstl	MV	10.23	+9.4	+14.6	+13.7/C
SelSmCpValA m	SB	16.62	+7.2	+14.1	+13.9/D
SlgCmsInfoA m	ST	69.15	+14.3	+18.6	+24.9/C
SlgCmsInfoC m	ST	45.14	+14.3	+18.5	+24.0/D
SlgGlbTechA m	ST	38.03	+14.8	+19.1	+25.0/C
SlgGlbTechC m	ST	28.49	+14.7	+19.0	+24.1/D
SmCpGrIA m	SG	17.68	+11.9	+19.8	+26.3/A
SmCpGrIIns	SG	18.98	+11.9	+19.8	+26.7/A
SmCpIdxA b	SB	23.23	+7.6	+13.9	+18.2/A
SmCpIdxIns	SB	23.37	+7.6	+13.9	+18.5/A
SmCpValA m	SV	36.33	+6.9	+15.4	+17.2/A
SmCpValIIA m	SV	14.78	+7.3	+14.6	+13.3/D
SmCpValIIIns	SV	15.04	+7.4	+14.6	+13.6/C
SmCpValIns	SV	40.72	+6.9	+15.5	+17.5/A
StratIncA m	NT	5.88	+1.7	+3.1	+6.4/A
StratIncC m	NT	5.88	+1.6	+3.1	+5.6/B
StratIncIns	NT	5.79	+1.8	+3.2	+6.7/A
StratMuniIncA m	ML	3.94	+.5	+.7	+2.4/B
StrtCAMuIncA m	MC	7.46	+.4	+.7	+1.7/C
StrtCAMuIncInst	MC	7.47	+.6	+.9	+2.0/B
StrtNYMuIncA m	MY	7.25	+.7	+.8	+1.6/C
ThermostatA m	XY	14.41	+2.9	+4.0	+5.8/B
ThermostatC m	XY	14.51	+2.8	+3.9	+5.0/D
ThermostatIns	XY	14.20	+2.8	+4.0	+6.0/B
TtlRetBdA m	CI	8.93	+1.2	+1.6	+3.0/B
TtlRetBdIns	CI	8.94	+1.3	+1.8	+3.3/A
TxExmptA m	ML	13.21	+.6	+.8	+2.0/C
TxExmptC m	ML	13.21	+.5	+.8	+1.3/D
TxExmptIns	ML	13.21	+.6	+.9	+2.2/B
USTrsIdxIns	GI	10.91	+.5	+.4	+.4/D
Commerce					
Bd	CI	19.43	+1.2	+1.3	+2.8/B
Gr	LG	32.29	+8.1	+10.1	+17.4/C
KansasTFIntrmBd	SI	19.25	+.6	+1.0	+1.4/B
MidCpGr	MG	38.66	+9.4	+12.9	+16.9/D
MssrTFIntrmBd	SI	19.31	+.6	+.9	+1.5/A
NtnlTFIntrmBd	MI	19.44	+.7	+1.1	+1.6/B
ShrtTrmGovt	GS	16.89	+.3	+.4	+.7/B
Val	LV	29.00	+5.1	+7.1	+13.7/B
Community Reinvest					
QlfdInvm b	GI	10.35	+.5	+.6	+.5/C
Convergence					
CorPlusInstl	LB	18.34	+3.4	+4.9	+14.9/C
Copeland Capital Man					
RkMgdDivGrl d	LB	12.88	+1.5	+.9	+8.4/E
Copley					
Copley d	LV	107.17	+3.9	+5.1	+14.8
Credit Suisse					
CmdtyRetStratA m	BB	4.49	+.2	+4.4	+2.7/C
CmdtyRetStratI	BB	4.59	+.2	+4.6	+3.0/C
FltngRtHiIncA m	BL	6.70	+.6	+2.3	+5.9/B
FltngRtHiIncC m	BL	6.72	+.5	+2.2	+5.1/D
Crossmark Steward					
S/MCpEnhIdxA b	SB	13.66	+7.3	+14.5	+16.4/B
Cullen					
HiDivEqInstl d	LV	16.35	+5.4	+7.2	+12.2/D
HiDivEqRetail m	LV	16.33	+5.3	+7.1	+11.9/D
Cutler					
Eq	LV	19.40	+4.2	+6.2	+12.4/D
DFA					
AsiaPacSmCoIns	PJ	21.29	+6.4	+9.1	+12.3/D
CAInTmMnBdIns	MF	10.54	+.4	+.8	+.7/D
CASTMnBdIns	SS	10.28	+.1	+.2	+.5/D
CntnntlSmCIns	ES	23.26	+2.4	+7.2	+11.7/A
EMktCorEqI	EM	20.57	+4.0	+6.9	+14.8/B
EMktSCInstl	EM	20.05	+4.1	+7.0	+13.5/C
EmMktsII	EM	24.74	+3.8	+6.6	+15.4/B
EmMktsInstl	EM	27.48	+3.8	+6.6	+15.2/B
EmMktsSocialCor	EM	13.31	+4.2	+7.3	+15.5/B
EmMktsValInstl	EM	28.36	+2.9	+5.6	+17.9/A
EnhUSLgCoInstl	LB	12.53	+6.8	+10.2	+15.8/B
FvYrGlbFIIns	IB	10.64	+.7	+.9	+1.6/D
GlbAllc2575Ins	XY	13.25	+1.9	+3.1	+4.9/D
GlbAllc6040Ins	MA	17.53	+3.9	+6.6	+9.6/C
GlbEqInstl	WS	22.17	+5.8	+10.4	+14.4/B
GlbRlEsttSec	GR	11.07	+6.6	+10.7	+9.9/C
InflProtSecIns	IP	11.50	+.7	+1.4	+2.0/B
IntlCorEqIns	FB	12.58	+2.9	+7.5	+10.7/A
IntlLgCpGr	FG	12.19	+5.2	+8.5	+9.6/C
IntlRlEsttScIns	GR	4.89	+2.5	+7.0	+7.0/E
IntlSclCrEqInst	FB	12.15	+3.2	+7.7	+11.0/A
IntlSmCoInstl	FQ	17.14	+2.9	+7.6	+10.6/C
IntlSmCpGr	FR	13.47	+4.2	+8.5	+11.3/B
IntlSmCpValIns	FA	17.80	+2.0	+6.9	+9.0/C
IntlSstnbtyCor1	FB	9.80	+3.4	+7.5	+10.2/B
IntlValIII	FV	14.45	+1.5	+6.4	+12.0/A
IntlValInstl	FV	16.94	+1.5	+6.4	+11.9/A
IntlVctrEqIns	FA	11.16	+2.6	+7.3	+10.9/A
ItmGovtFIIns	GI	12.25	+.5	+.6	+.5/C
ItmTExtnddQlIns	TW	10.43	+2.1	+2.2	+2.8/E
ItmTMnBdIns	MI	10.17	+.6	+1.0	+.7/E
JapaneseSmCoIns	JS	23.02	+2.7	+5.4	+13.2/A
LgCpIntlInstl	FB	21.47	+3.4	+7.4	+10.3/A
OneYearFIInstl	UB	10.29	+.2	+.3	+1.2/D
RlEsttSecInstl	SR	36.88	+9.0	+12.8	+11.3/A
STGovtInstl	GS	10.51	+.3	+.3	+.5/C
STMuniBdInstl	MS	10.16	+.2	+.3	+.5/D
ShTrmExQtyI	CS	10.65	+.7	+.8	+1.8/C
SlvLyHdgGlEqIns	WS	15.42	+5.5	+9.7	+14.6/B
SlvlyHdgGlFIIns	IB	9.45	+.7	+.9	+2.7/C
TAUSCorEq2Instl	MB	17.94	+6.9	+11.6	+15.7/B
TAWexUSCrEqIns	FB	10.33	+3.5	+7.4	+11.7/A
TMdIntlVal	FV	14.40	+1.5	+6.4	+11.8/A
TMdUSEq	LB	29.76	+6.8	+10.4	+16.4/A
TMdUSMktwdVl	LV	29.23	+6.0	+11.1	+15.2/A
TMdUSMktwdVIII	LV	27.15	+6.0	+11.1	+15.3/A
TMdUSSmCp	SB	41.84	+7.3	+13.6	+15.4/C
TMdUSTrgtedVal	SV	34.16	+6.9	+14.2	+14.0/C
TwYrGlbFIIns	IB	9.89	+.3	+.4	+1.2/E
TwoYrFIInstl	CS	9.95	+.3	+.3	+1.1/D
TwoYrGovtInstl	GS	9.76	+.2	+.3	+.7/B
USCorEq1Instl	LB	22.88	+6.9	+11.3	+16.4/A
USCorEqIIInstl	MB	21.19	+6.8	+11.6	+15.8/B
USLgCo	LB	21.21	+6.5	+9.8	+16.1/B
USLgCpGrInstl	LG	19.76	+6.8	+9.9	+17.0/D
USLgCpValII	LV	16.35	+5.3	+10.1	+15.4/A
USLgCpValIII	LV	24.04	+5.3	+10.1	+15.5/A
USLgCpValInstl	LV	35.39	+5.3	+10.1	+15.3/A
USMicroCpInstl	SB	20.96	+6.8	+13.4	+16.4/B
USSmCpGrInstl	SG	17.75	+8.4	+14.1	+15.5/E
USSmCpInstl	SB	33.90	+7.1	+13.9	+15.3/C
USSmCpValInstl	SV	34.38	+6.2	+14.6	+14.9/B
USSocialCorEq2	MB	15.75	+7.0	+12.1	+16.3/A
USSstnbtyCor1	LB	21.50	+7.1	+11.6	+16.8/A
USTrgtedValIns	SV	22.73	+6.7	+14.6	+14.8/B
USTrgtedValR1	SV	22.72	+6.6	+14.6	+14.7/B
USVectorEqInstl	MV	18.07	+6.8	+12.9	+15.2/A
WlexUSGovFIIns	IB	10.02	+1.5	+1.8	+3.5/B
WlexUSTrgVlIns	FA	12.33	+2.6	+6.8	+11.8/A
WlexUSVlPrtIns	FV	10.94	+1.9	+6.2	+13.0/A
DFDent					
PremGrInv	MG	30.78	+9.1	+13.3	+21.9/A
Davenport					
Cor	LG	22.74	+6.0	+9.4	+13.6/E
EqOpps	MG	17.72	+5.7	+10.7	+12.8/E
ValInc	LV	16.06	+5.6	+8.4	+11.4/E
Davis					
ApprecIncA m	AL	38.82	+3.8	+7.1	+13.4/A
ApprecIncY	AL	39.01	+3.9	+7.2	+13.7/A
FinclA m	SF	44.98	+3.1	+6.6	+13.1/D
FinclC m	SF	36.92	+3.0	+6.5	+12.3/E
NYVentureA m	LB	27.19	+5.5	+11.0	+15.6/B
NYVentureC m	LB	24.07	+5.4	+10.9	+14.7/C
NYVentureY	LB	27.91	+5.5	+11.0	+15.9/B
OppA m	LG	30.81	+4.3	+9.6	+14.9/E
RlEsttA m	SR	40.57	+9.7	+13.5	+11.8/A
RlEsttY	SR	41.16	+9.7	+13.5	+12.1/A
Delaware Inv					
CorpBdA m	TW	5.61	+2.2	+3.4	+4.0/D
CorpBdInstl	TW	5.61	+2.2	+3.5	+4.2/C
DiversIncA m	CI	8.38	+1.5	+2.4	+2.6/B
EmMktsA m	EM	18.24	+5.9	+9.7	+20.3/A
ExtnddDrBdA m	TW	6.20	+3.3	+3.8	+4.1/C
ExtnddDrBdInstl	TW	6.19	+3.4	+3.9	+4.4/C
HYOppsA m	HY	3.64	+2.2	+5.6	+8.2/D
IntlValEqA m	FV	13.52	+4.2	+7.9	+8.4/C
IntlValEqInstl	FV	13.56	+4.1	+8.0	+8.7/B
LtdTrmDvrsIncA m	CS	8.19	+.8	+1.0	+1.3/D
MnstHYMnBdA m	SM	10.65	+.6	+.8	+2.0/A
NtnlHYMnBdA m	HM	10.79	+.6	+.9	+3.4/C
REITA m	SR	11.52	+8.2	+12.4	+6.6/E
SelGrA m	LG	32.15	+10.2	+14.9	+15.6/D
SelGrInstl	LG	36.01	+10.3	+15.0	+15.9/D
SmCpValA m	SV	57.38	+8.4	+15.2	+15.8/A
SmCpValC m	SV	46.82	+8.3	+15.0	+14.9/B
SmidCpGrA m	SG	23.51	+13.2	+22.8	+21.4/C
SmidCpGrC m	SG	10.12	+13.1	+22.7	+20.4/C
TFArizonaA m	SL	11.19	+.5	+.8	+1.8/A
TFCaliforniaA m	MC	11.87	+.6	+.8	+1.9/C
TFColoradoA m	SL	11.01	+.6	+.9	+2.0/A
TFIdahoA m	SL	11.20	+.4	+.7	+1.5/C
TFMnnstA m	SM	12.13	+.5	+.8	+1.5/B
TFMnnstIntrmA m	SM	10.84	+.5	+.9	+1.4/C
TFPnsylvnA m	MP	7.88	+.4	+.7	+1.8/C
TFUSAA m	ML	11.33	+.6	+.9	+1.9/C
TFUSAIntermA m	MI	11.74	+.7	+1.1	+1.4/C
USGrA m	LG	20.02	+6.7	+10.1	+13.2/E
USGrInstl	LG	22.35	+6.7	+10.1	+13.5/E
ValInstl	LV	21.29	+5.1	+8.7	+14.3/B
WlthBldrA m	MA	13.28	+3.3	+6.5	+7.5/E
Deutsche					
CATxFrIncA m	MC	7.40	+.5	+.9	+1.3/E
CATxFrIncS	MC	7.38	+.5	+.8	+1.6/D
CROCIEqDivA m	LV	54.14	+6.3	+9.0	+15.8/A
CROCIIntlA m	FB	42.85	+2.9	+6.9	+7.9/D
CROCIIntlS	FB	43.00	+2.9	+7.0	+8.2/D
CmnctnsA m	SC	22.65	+5.4	+10.6	+6.8/D
CorEqA m	LB	24.83	+6.2	+10.0	+15.7/B
CorEqS	LB	25.12	+6.2	+10.0	+16.0/B
CptlGrA m	LG	72.90	+7.9	+12.2	+17.9/C
CptlGrS	LG	73.71	+7.9	+12.2	+18.2/C
EAFEEqIdxInstl	FB	5.42	+3.0	+6.5	+9.7/B
EmMktFixIncS	EB	9.09	+3.6	+5.5	+6.0/D
EmMktsEqS	EM	19.36	+5.0	+7.7	+17.5/A
Eq500IdxInstl	LB	189.85	+6.5	+9.8	+15.9/B
Eq500IdxS	LB	186.82	+6.5	+9.8	+15.9/B
GNMAS	GI	13.40	+.5	+.8	+1.1/A
GlbHiIncInstl	HY	6.61	+2.2	+5.5	+9.1/C
GlbIncBldrA m	IH	9.00	+3.8	+7.1	+9.7/A
GlbSmCpA m	SW	26.89	+5.9	+12.1	+7.7/E
GlbSmCpS	SW	28.85	+5.9	+12.2	+8.0/E
HiCoGlBdS	IB	8.91	+.9	+1.6	+2.4/D
HiIncA m	HY	4.61	+2.0	+5.3	+8.8/C
HlthWllnssS	SH	37.75	+6.0	+7.5	+12.0/D
IntlGrS	FG	31.64	+5.9	+9.7	+9.3/C
IntmTaxFrS	MI	11.62	+.7	+1.1	+1.1/D
LgCpFocGrS	LG	46.50	+7.3	+11.6	+17.5/C
LtnAmrcEqS	LS	28.16	+1.9	+11.9	+26.1/A
MATxFrS	MT	14.03	+.5	+.9	+1.5/B
MgdMuniBdA m	ML	8.94	+.7	+1.1	+1.5/D
MgdMuniBdS	ML	8.95	+.6	+1.0	+1.7/D
MltAstCnsrvAlS	CA	12.78	+3.4	+5.4	+5.9/E
MltAstGlbAllcS	IH	14.92	+3.8	+6.6	+6.1/E
MltsecIncA m	MU	4.37	+2.0	+3.7	+3.7/E
NYTxFrIncA m	MY	10.47	+.6	+1.0	+1.6/C
NYTxFrIncS	MY	10.47	+.6	+1.0	+1.8/B
RlEsttSecA m	SR	21.28	+8.9	+12.5	+9.9/C

Name	Obj	NAV	4-wk Rtn	YTD Rtn	3-yr Rtn/Rk
SP500IdxS	LB	29.74	+6.5	+9.8	+15.8/B
SciandTechA m	ST	20.93	+9.0	+12.0	+23.4/D
ShrtDurS	CS	8.56	+.7	+1.1	+2.4/B
ShrtTrmMnBdIns	MS	10.02	+.4	+.6	+.9/C
SmCpCorS	SB	29.30	+8.9	+16.3	+15.8/C
StratHYTxFrA m	HM	11.78	+.7	+.9	+2.0/E
StratHYTxFrS	HM	11.79	+.7	+.9	+2.3/E
TotRetBdA m	CI	10.38	+1.9	+2.7	+2.5/C
TotRetBdS	CI	10.38	+1.9	+2.7	+2.7/B
WldDivS	WS	29.09	+4.8	+9.2	+6.3/E
Diamond Hill					
AllCpSelI	LB	14.57	+7.7	+14.5	+14.2/D
CorpCrdtA m	HY	11.09	+1.5	+3.5	+9.0/C
CorpCrdtI	HY	11.05	+1.5	+3.4	+9.3/B
LgCpA m	LV	25.13	+6.3	+9.8	+14.0/B
LgCpC m	LV	23.78	+6.3	+9.7	+13.2/C
LgCpI	LV	25.30	+6.3	+9.9	+14.4/A
LgCpY	LV	25.31	+6.3	+9.9	+14.5/A
LngShrtA m	LO	24.64	+4.8	+8.2	+7.9/B
LngShrtC m	LO	21.80	+4.8	+8.0	+7.1/B
LngShrtI	LO	25.24	+4.9	+8.2	+8.2/B
SmCpA m	SV	31.32	+7.3	+13.7	+9.7/E
SmCpI	SV	31.83	+7.3	+13.8	+10.0/E
SmCpY	SV	31.87	+7.3	+13.8	+10.2/E
SmMidCpI	MV	21.48	+8.3	+14.5	+12.3/D
Dodge & Cox					
Bal	MA	99.66	+4.0	+6.9	+13.5/A
GlbStk	WS	11.95	+3.6	+8.3	+16.2/A
Inc	CI	13.49	+1.3	+1.7	+4.1/A
IntlStk	FV	39.69	+3.0	+7.5	+12.3/A
Stk	LV	189.82	+5.6	+9.8	+18.5/A
Dominion					
ImpactBdInv m	CI	10.99	+1.1	+1.4	+2.1/C
ImpactEqInstl d	LB	20.46	+6.3	+9.5	+12.8/E
ImpactEqInv m	LB	20.51	+6.3	+9.4	+12.4/E
ImpactIntlEqInv m	FV	7.59	+3.4	+6.8	+8.7/B
DoubleLine					
CorFII	CI	10.72	+.9	+1.3	+3.0/B
CorFIN b	CI	10.71	+.8	+1.3	+2.8/B
EmMktsFII	EB	10.24	+1.7	+3.3	+8.5/A
EmMktsFIN b	EB	10.24	+1.7	+3.2	+8.2/B
FltngRtI d	BL	9.67	+.7	+2.6	+4.4/E
FltngRtN m	BL	9.68	+.7	+2.5	+4.1/E
LowDurBdI	CS	9.95	+.7	+1.0	+2.7/A
LowDurBdN b	CS	9.94	+.6	+1.0	+2.4/B
MltAsstGrA m	TV	8.93	+3.1	+5.8	+8.1/B
MltAsstGrI d	TV	8.97	+3.1	+5.8	+8.4/B
TtlRetBdI	CI	10.45	+.6	+.6	+2.2/C
TtlRetBdN b	CI	10.44	+.5	+.6	+1.9/D
Dreyfus					
AMTFMnBdA f	MI	13.88	+.6	+1.1	+1.6/B
AMTFMnBdZ	MI	13.89	+.7	+1.1	+1.8/B
ActvMidCpA f	MB	53.91	+7.6	+12.1	+10.7/E
ActvMidCpI	MB	54.39	+7.6	+12.1	+11.0/E
Apprec,IncInv	LB	30.07	+6.7	+8.5	+13.6/D
BalOppA f	MA	21.18	+3.7	+6.1	+10.1/B
BdMktIdxInv b	CI	10.09	+.9	+1.0	+1.4/E
BstnCoSmCpValI	SB	20.05	+7.0	+13.5	+16.6/B
BstnCoSmMdCpGrI	MG	21.67	+12.4	+20.3	+23.9/A
CAAMTFMnBdA f	MF	14.56	+.4	+.7	+1.2/C
CAAMTFMnBdZ	MF	14.56	+.4	+.7	+1.4/C
ConnecticutA f	SI	11.49	+.6	+.9	+.9/D
DiscpStk b	LB	31.60	+5.7	+9.2	+15.5/B
DynTtlRetA f	AM	15.34	+4.0	+5.8	+4.5/B
DynTtlRetC m	AM	14.27	+3.9	+5.6	+3.7/B
DynTtlRetI	AM	15.73	+4.0	+5.8	+4.8/A
EmMktsA m	EM	9.97	+4.4	+7.7	+15.1/B
GrandInc	LG	19.36	+6.6	+10.4	+16.1/D
HYA m	HY	5.97	+2.2	+5.5	+8.8/C
HYI	HY	5.98	+2.4	+5.7	+9.1/C
HYMuniBdZ b	HM	12.11	+.8	+.8	+4.5/A
InCorpd	LG	11.41	+6.5	+9.0	+15.6/E
InsSP500StkIdxI	LB	52.72	+6.5	+9.8	+15.9/B
IntlBdA f	IB	14.48	-.8	+.6	+1.7
IntlStkI	FG	18.23	+5.7	+7.4	+12.6/A
IntlStkIdxInv	FB	16.03	+3.2	+6.7	+9.2/C
IntrmMnBd	MI	13.38	+.7	+1.2	+1.4/C
LgCpEqI	LG	19.58	+6.6	+10.1	+17.5/C
MassachusettsZ	MT	11.35	+.5	+.9	+1.0/C
MidCpIdxInvs	MB	32.77	+8.0	+13.8	+15.7/B
MnBd	MI	11.54	+.6	+1.0	+1.7/B
MnBdOppA f	MI	12.68	+.6	+.9	+1.6/B
MnBdOppZ	MI	12.68	+.6	+.9	+1.6/B
NJMnBd,IncA f	MJ	12.61	+.7	+1.0	+2.1/C
NYAMTFMnBdA f	MN	14.58	+.6	+1.0	+1.2/C
NYTxExBd	MN	14.52	+.5	+1.0	+1.5/B
NatrlResA f	SN	28.33	+2.7	+9.0	+11.8/B
OppcMidCpValA f	MB	24.67	+10.2	+17.9	+14.5/B
OppcSmCpInv	SG	26.46	+6.5	+14.8	+17.3/D
PennsylvaniaA f	MP	15.81	+.5	+.9	+2.0/B
RsrchGr,IncZ	LG	14.81	+8.3	+12.0	+17.4/C
SP500Idx	LB	48.25	+6.5	+9.7	+15.5/B
ShrtIntermMnBdD b	MS	12.87	+.4	+.6	+.5/E
ShrtTrmIncD	CS	10.00	+.6	+1.0	+1.0/D
SmCpStkIdxInvs	SB	28.84	+7.6	+13.9	+18.0/A
StandishGlbFII	IB	20.74	+1.1	+1.7	+2.4/D
StratValA f	LV	33.40	+4.9	+8.7	+13.9/B
StratValI	LV	33.54	+4.9	+8.7	+14.2/B
StructMidCpA f	MB	26.45	+8.2	+12.9	+12.4/D
StructMidCpI	MB	27.05	+8.2	+12.9	+12.7/D
SustUSEqZ	LB	11.31	+6.9	+9.1	+13.3/D
T/STtlRetBdI	MI	22.81	+.7	+1.2	+1.7/B
TechGrA f	ST	42.01	+7.9	+12.3	+25.0/C
TxMgdGrA m	LB	26.44	+6.7	+8.4	+12.6/E
USMortgZ b	GI	14.59	+.5	+.8	+.7/C
UltraShrtIncZ	UB	10.07	+.2	+.3	+1.2/E
WldwideGrA f	WS	46.78	+6.5	+8.4	+12.1/C
WldwideGrC m	WS	40.44	+6.4	+8.3	+11.3/D
Driehaus					
ActvInc	XS	9.48	+.6	+1.7	+3.4/C
EmMktsGrInv d	EM	34.18	+4.9	+7.5	+14.0/C
sEvnDrv	AM	10.73	+2.5	+7.4	+8.2/A
Dupree					
MtKntckyTFInc	SI	7.63	+.5	+.9	+1.5/A
MtKntckyTFSM	SS	5.28	+.7	+1.2	+.7/C
MtNrthCrlnTFInc	SI	11.37	+.5	+.8	+1.4/A
MtTnnssTFInc	SI	11.26	+.6	+.9	+1.3/B
EP					
EmMktsSmCoA m	EM	10.30	+3.1	+4.5	+8.4/E
Eaton Vance					
AMTFreeMuniIncA m	ML	8.91	+.7	+1.0	+2.0/C
AmtFreeMuniIncI	ML	9.73	+.7	+1.0	+2.3/B
AtlntCptSMIDCA m	MG	30.10	+9.3	+12.2	+16.7/D
AtlntCptSMIDCI	MG	33.49	+9.4	+12.3	+17.0/D
BalA m	MA	8.81	+4.5	+6.4	+8.7/D
BalC m	MA	8.84	+4.5	+6.2	+7.8/E
CAMnOpA m	MF	10.27	+.4	+.7	+1.7/B
CnctctMnIncA m	SL	9.98	+.6	+.9	+1.6/B
DivBldrA m	LB	13.46	+5.9	+7.8	+12.4/E
DivBldrC m	LB	13.55	+5.9	+7.8	+11.6/E
DivBldrI	LB	13.44	+5.9	+7.7	+12.6/E
FltngRtA m	BL	9.17	+.5	+2.7	+6.7/B
FltngRtAdv b	BL	8.86	+.5	+2.7	+6.6/B
FltngRtAdvtgA m	BL	10.69	+.7	+3.4	+7.7/A
FltngRtAdvtgAdv b	BL	10.68	+.6	+3.4	+7.7/A
FltngRtAdvtgC m	BL	10.67	+.6	+3.3	+7.1/A
FltngRtC m	BL	8.85	+.5	+2.6	+5.9/C
FltngRtHiIncA m	BL	9.24	+.7	+3.0	+6.8/A
FltngRtHiIncAdv b	BL	8.69	+.8	+3.1	+6.8/A
FltngRtHiIncC m	BL	8.67	+.7	+2.9	+6.1/B
FltngRtHiIncI	BL	8.69	+.8	+3.0	+7.1/A
FltngRtInstl	BL	8.87	+.5	+2.7	+6.9/A
FltngRtMuniIncA m	MS	9.83	+.1	+.2	+1.1/B
GlbIncBldrA m	IH	8.62	+3.8	+6.8	+8.4/C
GlbIncBldrC m	IH	8.53	+3.8	+6.8	+7.6/C
GlbMcrAbRtA m	NT	8.63	+1.3	+1.6	+2.6/D
GlbMcrAbRtI	NT	8.61	+1.3	+1.7	+3.0/D
GovtOppsA m	GS	6.11	+.6	+.7	+.9/A
GrA m	LG	26.41	+7.2	+11.9	+18.4/C
GreaterChinaGrA m	CH	22.65	+7.8	+8.9	+20.4/A
GreaterIndiaA m	EI	31.23	-1.2	-2.5	+14.0/B
HYMuniIncA m	HM	8.85	+.8	+1.2	+3.4/C
HYMuniIncC m	HM	8.19	+.8	+1.2	+2.6/D
HiIncOppsA m	HY	4.33	+1.9	+5.0	+7.7/D
HiIncOppsC m	HY	4.34	+2.1	+5.2	+6.9/E
IncofBostonA m	HY	5.50	+2.0	+4.9	+7.8/D
IncofBostonC m	HY	5.51	+1.9	+4.8	+7.0/E
IncofBostonI	HY	5.51	+2.0	+5.1	+8.1/D
LgCpValA m	LV	18.09	+5.8	+9.6	+11.9/D
LgCpValC m	LV	18.10	+5.8	+9.6	+11.1/E
LgCpValI	LV	18.17	+5.8	+9.7	+12.2/D
LgCpValR b	LV	18.03	+5.8	+9.6	+11.6/D
MAMnIncA m	MT	8.70	+.6	+.9	+1.3/B
MnstMnIncA m	SM	9.32	+.5	+1.1	+1.3/C
MsrMnIncA m	SL	9.27	+.7	+1.0	+2.0/A
NYMuniIncA m	MY	9.92	+.7	+1.0	+1.7/C
NYMuniIncC m	MY	9.93	+.6	+1.0	+.9/E
NYMuniOppsA m	MN	9.76	+.7	+1.1	+1.2/C
NrthCrlnMnIncA m	SL	8.82	+.4	+.8	+1.3/C
NtnlLtdMtMnIncA m	MI	9.74	+.7	+1.0	+1.1/D
NtnlLtdMtMnIncC m	MI	9.14	+.6	+.9	+.4/E
NtnlMnIncA m	ML	9.71	+.7	+.9	+2.6/A
NtnlMnIncC m	ML	9.71	+.7	+.8	+1.9/C
NtnlMnIncI	ML	9.71	+.8	+.9	+2.9/A
NwJrsyMnIncA m	MJ	9.13	+.7	+1.2	+2.3/C
OhioMuniIncA m	MO	8.87	+.7	+1.3	+1.8/B
OregonMuniIncA m	SL	8.48	+.5	+1.1	+2.1/A
PnsylvnMnIncA m	MP	8.48	+.6	+.9	+1.4/D
ShrtDrGovtIncA m	GS	8.19	+.4	+.5	+2.0/A
ShrtDrGovtIncC m	GS	8.20	+.3	+.4	+1.4/A
ShrtDrMuniOppsA m	MS	10.02	+.6	+.9	+1.9/A
ShrtDrStratIncA m	NT	7.13	+1.4	+2.5	+4.9/C
ShrtDrStratIncC m	NT	6.73	+1.3	+2.6	+4.1/C
SthCrlnMnIncA m	SL	9.12	+.7	+1.1	+1.8/A
TABSShTrmMnBdA m	MS	10.36	+.5	+1.0	+.4/E
TABSShTrmMnBdI	MS	10.36	+.5	+1.0	+.6/D
TxMgdEqAstAlcA m	XM	20.41	+6.2	+9.8	+13.7/B
TxMgdEqAstAlcC m	XM	18.98	+6.1	+9.7	+12.8/C
TxMgdGlbDivIncA m	WS	11.83	+5.2	+8.4	+9.2/E
TxMgdGlbDivIncC m	WS	11.80	+5.1	+8.3	+8.4/E
TxMgdGr10	LG	1184.59	+6.8	+10.1	+15.6/D
TxMgdGr11A m	LG	53.00	+6.7	+10.1	+15.3/E
TxMgdGr12A m	LG	23.83	+6.8	+10.1	+15.1/E
TxMgdGr12C m	LG	23.19	+6.7	+10.0	+14.2/E
TxMgdMltCpGrA m	LG	29.85	+8.0	+13.8	+19.3/B
TxMgdSmCpA m	SG	25.07	+9.6	+13.4	+18.0/D
TxMgdValA m	LV	26.65	+5.5	+8.7	+12.9/C
TxMgdValI	LV	26.52	+5.5	+8.8	+13.2/C
VrgnMnIncA m	SL	7.74	+.7	+1.0	+1.6/B
WldwideHlthSciA m	SH	11.18	+5.8	+7.7	+10.5/D
WldwideHlthSciC m	SH	11.30	+5.6	+7.5	+9.6/E
Edgar Lomax					
Val	LV	13.33	+4.6	+6.9	+14.8/A
Edgewood					
GrInstl	LG	31.94	+6.6	+10.9	+22.7/A
Elfun					
Divers	MA	18.03	+3.7	+5.9	+9.4/C
Inc	CI	11.17	+1.3	+1.7	+2.7/B
IntlEq	FG	19.82	+4.8	+7.1	+8.7/D
Trusts	LG	55.27	+7.0	+10.2	+16.8/D
TxExInc	ML	11.23	+.5	+.8	+1.7/D
Emerald					
BnkngFinA m	SF	31.78	+5.9	+9.4	+14.1/D
GrA m	SG	24.78	+10.4	+18.8	+21.8/C
EuroPac					
GoldA m	SP	8.19	+7.1	+7.1	+14.9/A
IntlBdA m	IB	8.36	+.4	+2.2	+3.3/B
IntlDivIncA m	FV	7.72	+1.8	+5.5	+5.3/E

Name	Obj	NAV	4-wk Rtn	YTD Rtn	3-yr Rtn/Rk
IntlValA m	FV	7.05	+2.6	+6.5	+5.5/E
Evermore					
GlbValInstl d	SW	12.45	-1.0	+5.8	+10.9/E
FAM					
EqIncInv	MB	33.22	+8.8	+11.7	+17.3/A
ValInv	MG	72.45	+6.3	+9.4	+14.2/E
FDP					
BKCptlApprInvA m	LG	13.87	+7.9	+12.2	+17.6/C
BKEqDivInvA m	LV	11.58	+4.8	+8.0	+15.6/A
BKInstlInvA m	FB	11.73	+5.3	+10.3	+7.4/D
BRCorAlpBdInvA m	MU	9.95	+.9	+1.2	+2.6
FMI					
CommonStk	MB	24.97	+8.4	+13.0	+14.8/B
LgCp	LB	18.61	+4.8	+8.0	+14.5/C
FPA					
Cptl	MV	31.31	+5.9	+16.0	+8.1/E
Crescent d	MA	32.09	+4.9	+8.7	+10.0/B
NewInc	CS	9.88	+.3	+.4	+2.7/A
Paramount	WS	19.75	+5.3	+9.2	+15.2/A
USVal	LB	9.90	+8.1	+12.0	+7.0/E
Fairholme Funds					
FcdInc	HY	10.09	+1.1	+2.6	+10.9/A
Fund d	LV	16.98	+4.2	+12.2	+6.6/E
Federated					
AbsRetA f	NE	8.58	+1.4	+1.9	-4.9/E
AdjstblRtScIns	GS	9.64	+.3	+.3	+1.0/A
BdA f	TW	8.93	+2.1	+3.1	+5.4/B
BdC m	TW	8.99	+2.0	+3.0	+4.5/C
BdF f	TW	9.01	+2.0	+3.1	+5.3/B
BdInstl	TW	8.93	+1.9	+3.1	+5.6/A
CloverSmValA f	SV	19.53	+5.9	+12.2	+12.6/D
CloverSmValIns	SV	19.57	+6.0	+12.3	+12.9/D
CptlIncA f	CA	7.65	+3.1	+5.8	+6.9/C
CptlIncB m	CA	7.66	+3.0	+5.7	+6.1/D
CptlIncC m	CA	7.64	+2.9	+5.6	+6.1/D
CptlIncF f	CA	7.64	+3.1	+5.8	+6.9/C
CptlIncInstl	CA	7.65	+3.1	+5.7	+7.1/C
EqInc,IncA f	LV	20.23	+4.8	+8.9	+10.9/E
EqInc,IncF m	LV	20.25	+4.9	+8.9	+10.7/E
EqInc,IncInstl	LV	20.22	+4.8	+8.9	+11.2/E
FltngRStrIncA m	BL	9.76	+.7	+2.6	+4.8/D
FltngRStrIncIns	BL	9.76	+.8	+2.6	+5.1/D
GlbAllcA f	IH	18.61	+4.1	+6.8	+8.3/C
GlbAllcC m	IH	18.06	+4.1	+6.7	+7.5/D
GlbAllcInstl	IH	18.72	+4.2	+6.8	+8.6/B
GlbAllcR b	IH	18.47	+4.1	+6.7	+7.8/C
GlbTtlRetBdA m	IB	9.61	+.1	+.7	-.5/E
GvtIncIns	GI	9.94	+.4	+.6	+1.0/B
GvtIncSecIncF f	GI	8.59	+.4	+.5	+.6/C
GvtUltShrDrIns	UB	9.89	+.2	+.3	+1.3/D
GvtUltShrDrSvc	UB	9.89	+.2	+.3	+1.2/E
HYTrustSvc d	HY	6.51	+2.2	+6.3	+9.6/B
HiIncBdA f	HY	7.28	+2.1	+5.5	+9.0/C
HiIncBdC m	HY	7.26	+2.0	+5.4	+8.1/D
InsHYBdIns d	HY	9.60	+2.1	+5.6	+9.5/B
IntermCorpBdIns	TW	8.89	+1.4	+1.7	+3.1/E
IntermMuniSvc	MI	9.96	+.8	+1.3	+1.5/C
IntlLeadersA f	FB	31.00	+4.6	+7.7	+7.7/D
IntlLeadersC m	FB	28.96	+4.6	+7.6	+6.9/E
IntlLeadersIns	FB	31.00	+4.7	+7.8	+8.0/D
IntlSmMidCoA m	FR	30.82	+5.0	+9.8	+9.0/D
IntlStrVlDvA f	FV	3.36	+2.3	+6.5	+3.8/E
IntlStrVlDvC m	FV	3.33	+2.5	+6.5	+3.0/E
IntlStrVlDvIns	FV	3.36	+2.3	+6.2	+3.9/E
KaufLCA f	LG	23.79	+8.9	+12.6	+18.6/B
KaufLCC m	LG	21.62	+8.9	+12.5	+17.7/C
KaufLCIns	LG	24.47	+9.0	+12.7	+18.9/B
KaufLCR b	LG	22.57	+8.9	+12.6	+18.1/C
KaufmannA m	MG	5.70	+8.6	+13.1	+24.1/A
KaufmannB m	MG	4.57	+8.6	+13.1	+23.5/A
KaufmannC m	MG	4.56	+8.6	+13.2	+23.5/A
KaufmannR m	MG	5.71	+8.6	+13.1	+24.1/A
KaufmannSmCpA m	SG	37.52	+10.2	+15.6	+33.0/A
KaufmannSmCpC m	SG	31.97	+10.1	+15.5	+32.2/A
KaufmannSmCpR b	SG	37.70	+10.2	+15.6	+33.0/A
MDTAllCpCorA f	LV	27.85	+8.6	+12.8	+18.5/A
MDTAllCpCorIns	LV	28.19	+8.6	+12.9	+18.9/A
MDTBalA f	MA	17.70	+5.4	+8.0	+11.0/A
MDTBalInstl	MA	17.74	+5.3	+8.0	+11.2/A
MDTLgCpGrA f	LB	18.94	+8.8	+13.4	+20.1/A
MDTLgCpValInstl	LV	26.15	+6.5	+9.7	+14.5/A
MDTLgCpValSvc	LV	26.17	+6.5	+9.7	+14.3/B
MDTMidCpGrA f	MB	39.10	+10.3	+16.5	+20.8/A
MDTMidCpGrInstl	MB	40.35	+10.4	+16.6	+21.1/A
MDTSmCpCorInstl	SB	19.45	+7.8	+13.9	+21.9/A
MDTSmCpGrA f	SG	22.66	+7.9	+14.5	+24.5/B
MDTSmCpGrInstl	SG	23.67	+7.8	+14.5	+24.8/A
MIIntrmMnA f	SI	11.00	+.7	+1.0	+.9/C
MaxCpIdxInstl	LB	9.32	+6.5	+9.9	+16.0/B
MaxCpIdxR b	LB	9.16	+6.5	+9.8	+15.1/C
MaxCpIdxvc b	LB	9.17	+6.5	+9.8	+15.6/B
MidCpIdxSvc	MB	20.02	+8.0	+13.8	+15.7/B
MnHYAdvtgA f	HM	8.75	+.8	+.9	+2.9/D
MnHYAdvtgC m	HM	8.75	+.7	+.9	+2.1/E
MnHYAdvtgF f	HM	8.75	+.8	+.9	+2.9/D
MnStkAdvtgA f	CA	12.48	+2.3	+4.1	+5.8/E
MnStkAdvtgAC m	CA	12.47	+2.4	+4.2	+5.0/E
MnStkAdvtgAF f	CA	12.48	+2.3	+4.2	+5.8/E
MnStkAdvtgAIns	CA	12.48	+2.4	+4.2	+6.0/D
MnUltraShrtA m	MS	9.99	+.2	+.3	+.7/C
MnUltraShrtIns	MS	9.99	+.3	+.3	+1.2/A
MortgInstl	CI	9.40	+.5	+.7	+1.9/D
MuniBdA f	ML	10.25	+.5	+.8	+1.6/D
OhioMuniIncA f	MO	10.99	+.5	+.9	+1.6/C
OhioMuniIncF m	MO	10.99	+.5	+.9	+1.4/C
PEMnIncA f	MP	10.71	+.5	+.9	+1.9/B
PrudentBearA f	BM	13.63	-4.4	-7.2	-16.6/A
PrudentBearIns	BM	13.97	-4.4	-7.2	-16.4/A
ShIntTtRtBdIns	CS	10.19	+.7	+1.0	+2.4/B
ShrtIntrmDrMnA m	MS	10.22	+.4	+.6	+.6/D
ShrtIntrmDrMnIn	MS	10.21	+.4	+.5	+1.1/B
ShrtTrmIncA m	CS	8.45	+.6	+.6	+1.2/D
ShrtTrmIncIns	CS	8.44	+.5	+.6	+1.9/B
ShrtTrmIncSvc	CS	8.44	+.5	+.7	+1.7/C
StratIncA f	MU	8.78	+2.2	+4.7	+7.2/A
StratIncC m	MU	8.77	+2.1	+4.7	+6.4/B
StratIncF f	MU	8.72	+2.2	+4.8	+7.2/A
StratValDivA f	LV	5.50	+4.1	+6.2	+6.9/E
StratValDivC m	LV	5.51	+4.1	+6.1	+6.1/E
StratValDivIns	LV	5.53	+4.1	+6.1	+7.2/E
StrtgcIncIS	MU	8.73	+2.2	+4.8	+7.5/A
TtlRetBdA m	CI	10.59	+1.3	+1.8	+2.8/B
TtlRetBdC m	CI	10.59	+1.3	+1.7	+2.3/C
TtlRetBdInstl	CI	10.59	+1.4	+1.9	+3.4/A
TtlRetBdR b	CI	10.59	+1.3	+1.8	+2.6/B
TtlRetBdSvc b	CI	10.59	+1.3	+1.8	+3.1/B
TtlRetGovtBdIns	GI	10.63	+.5	+.4	+.9/B
TtlRetGovtBdSvc b	GI	10.63	+.5	+.5	+.5/C
USGvtSc13YrsIns	GS	10.17	+.3	+.3	+.6/C
USGvtSc13YrsY	GS	10.17	+.2	+.3	+.7/B
USGvtSc25YrIns	GS	10.65	+.3	+.3	+.3/D
UltraShrtBdA m	UB	9.08	+.4	+.6	+1.4/D
UltraShrtBdIns	UB	9.08	+.5	+.7	+2.0/B
UltraShrtBdSvc b	UB	9.08	+.4	+.6	+1.5/D
forUSGovtSecA f	GI	7.19	+.4	+.6	+.8/B
Fidelity					
500IdxInsPrm	LB	95.65	+6.5	+9.8	+16.1/B
AllSectorEq	LG	9.49	+6.7	+11.0	+16.1/D
ArizonaMuniInc	SL	11.94	+.7	+1.2	+1.7/B
AsstMgr20%	XY	13.03	+1.8	+2.8	+5.0/D
AsstMgr30%	XY	10.75	+2.4	+3.8	+6.4/B
AsstMgr40%	CA	11.25	+3.0	+4.7	+7.6/B
AsstMgr50%	CA	17.37	+3.6	+5.7	+8.8/A
AsstMgr60%	MA	11.99	+4.3	+6.8	+10.0/B
AsstMgr70%	MA	20.94	+4.8	+7.7	+11.2/A
AsstMgr85%	AL	18.30	+5.5	+9.1	+12.9/A
BCGrowth	LG	93.66	+7.1	+11.5	+22.2/A
BCGrowth	LG	14.13	+7.0	+11.4	+23.7/A
BCGrowthK	LG	93.79	+7.1	+11.5	+22.3/A
Balanced	MA	22.29	+5.1	+7.9	+11.8/A
BalancedK	MA	22.29	+5.1	+7.9	+11.9/A
BlueChipVal	LV	18.90	+4.2	+7.6	+11.5/E
CALtdTrmTFBd	SS	10.57	+.4	+.8	+.9/B
CAMuniInc	MC	12.75	+.7	+1.1	+1.8/C
Canada	MQ	48.74	+4.3	+11.3	+11.1/B
Cap&Inc	HY	9.77	+4.1	+8.3	+10.6/A
ChinaRegion	CH	32.85	+9.3	+11.5	+18.2/B
CmdtyStrat	BB	4.70	+.4	+4.4	+2.8/C
CnncticutMunInc	SL	11.32	+.8	+1.4	+1.3/C
CnsrvIncMnBd	MS	10.03	+.2	+.3	+.9/C
CnsrvIncMnBdIns	MS	10.03	+.2	+.3	+1.0/B
Contrafund	LG	12.10	+6.9	+10.9	+18.4/C
ContrafundK	LG	12.10	+6.8	+10.9	+18.5/C
ConvertibleSecs	CV	27.67	+6.6	+10.3	+12.8/D
CorpBd	TW	11.23	+2.3	+2.8	+4.9/B
CptlApprec	LG	32.46	+6.0	+9.4	+14.7/E
CptlApprecK	LG	32.52	+6.0	+9.4	+14.8/E
DisciplinedEq	LB	33.58	+6.6	+10.1	+12.5/E
DisciplinedEqK	LB	33.51	+6.6	+10.1	+12.6/E
DivGro	LB	27.76	+5.7	+9.7	+13.0/D
DivGroK	LB	27.72	+5.7	+9.7	+13.1/D
DiversIntl	FG	33.82	+4.1	+6.9	+8.0/E
DiversIntlK	FG	33.75	+4.2	+6.9	+8.1/D
EmMkts	EM	29.21	+5.9	+9.7	+15.1/B
EmMktsDbt	EB	9.58	+2.9	+4.7	+9.2/A
EmMktsDiscovery	EM	13.13	+4.6	+7.4	+13.3/C
EmMktsK	EM	29.22	+5.9	+9.7	+15.3/B
EmergEMEA	EM	9.13	-1.4	+4.2	+15.8/A
EmergMketsOpps	EM	17.84	+5.5	+8.6	+16.6/A
EmergingAsia	PJ	40.01	+6.8	+8.2	+16.5/A
EqDividendInc	LV	23.87	+4.4	+8.8	+11.9/D
EqDividendIncK	LV	23.87	+4.4	+8.8	+12.0/D
EqIncome	LV	55.23	+5.0	+8.4	+12.9/C
EqIncomeK	LV	55.19	+5.0	+8.4	+13.1/C
Europe	ES	33.93	+3.8	+8.1	+7.6/B
ExMktIdxInPr	MB	61.14	+8.7	+15.1	+18.7/A
ExprtMltntnl	LB	19.80	+5.7	+9.5	+13.1/D
ExprtMltntnlK	LB	19.75	+5.7	+9.4	+13.2/D
Fidelity	LG	43.91	+6.8	+9.2	+14.5/E
FidelityK	LG	43.89	+6.8	+9.2	+14.6/E
FltngRtHiInc	BL	9.45	+1.0	+3.4	+6.4/B
FltngRtHiInc	BL	9.25	+.9	+3.3	+7.4/A
FocedHiInc	HY	8.47	+2.6	+5.7	+8.5/C
FocusedStock	LG	23.15	+8.3	+10.8	+21.0/A
FourinOneIdx	AL	43.71	+5.1	+8.3	+12.6/A
Frdm 2005	TA	11.97	+2.0	+3.3	+7.1/C
Frdm 2010	TA	15.05	+2.5	+4.1	+8.3/A
Frdm 2015	TD	12.41	+2.8	+4.8	+9.4/A
Frdm 2020	TE	15.48	+3.2	+5.5	+10.1/A
Frdm 2025	TG	13.52	+3.4	+6.0	+10.8/A
Frdm 2030	TH	16.78	+4.0	+7.0	+12.5/A
Frdm 2035	TI	14.06	+4.5	+8.2	+13.6/A
Frdm 2040	TJ	9.83	+4.8	+8.6	+13.7/A
Frdm 2045	TK	11.15	+4.8	+8.6	+13.6/A
Frdm 2050	TN	11.23	+4.9	+8.6	+13.6/A
Frdm 2055	TL	12.77	+4.8	+8.6	+13.6/A
Frdm Inc	RI	11.25	+1.6	+2.6	+5.6/C
FrdmIdx2055Inv	TL	14.90	+5.4	+8.8	+13.4/B
GNMA	GI	11.25	+.5	+.7	+1.2/A
GlbCmdtyStk	SN	12.22	+4.2	+9.1	+16.4/A
GlbHiInc	HY	9.28	+2.2	+4.6	+8.9/C
GlbexUSIdxInsPr	FB	12.17	+3.6	+7.1	+11.3/A
GlobalEqIncome	WS	13.07	+4.5	+7.2	+9.5/E
GlobalexUSIdx	FB	11.89	+3.7	+7.3	+11.4/A
GovernmentInc	GI	10.08	+.5	+.5	+.6/C
GrDiscv	LG	34.40	+6.9	+10.7	+19.8/B
GrDiscvK	LG	34.42	+6.9	+10.7	+19.9/B

Continued on **next page**

Continued from **previous page**

Mutual Funds

Name	Obj	NAV	4-wk Rtn	YTD Rtn	3-yr Rtn/Rk
GrStrategies	MG	43.05	+9.6	+13.4	+13.9/E
GrStrategiesK	MG	43.34	+9.6	+13.4	+14.0/E
GroCo	LG	16.02	+7.2	+13.4	+23.7/A
GroCo	LG	18.14	+7.1	+13.2	+23.2/A
GroCoK	LG	18.15	+7.1	+13.2	+23.3/A
Growth&Inc	LB	36.92	+5.9	+10.3	+15.2/C
Growth&IncK	LB	36.88	+5.9	+10.4	+15.3/C
HighIncome	HY	8.67	+2.3	+5.7	+10.9/A
Independence	LG	34.07	+6.3	+10.5	+15.7/D
IndependenceK	LG	34.08	+6.3	+10.5	+15.8/D
IntermediateBd	CI	10.67	+1.0	+1.1	+1.9/D
InternationalVa	FV	7.69	+2.0	+5.8	+5.4/E
IntlCptlApprec	FG	19.51	+6.6	+9.4	+12.0/B
IntlDiscv	FG	39.01	+4.4	+7.0	+8.3/D
IntlEnhIdx	FV	9.02	+2.9	+6.7	+10.3/A
IntlGr	FG	14.52	+4.9	+8.4	+10.8/B
IntlGr	FG	12.99	+4.8	+8.2	+10.4/B
IntlIdxInstlPrm	FB	38.73	+3.1	+6.5	+9.8/B
IntlRlEstt	GR	11.56	+3.9	+7.7	+11.7/A
IntlSmCp	FQ	25.29	+3.4	+6.8	+12.8/A
IntlSmCp	FR	15.11	+4.4	+7.2	+11.4/B
IntlSmCpOpps	FR	17.35	+4.6	+7.5	+11.5/B
IntlVal	FV	9.10	+2.0	+5.8	+5.9/E
IntrmGovtInc	GI	10.34	+.4	+.4	+.5/C
IntrmMuniInc	MI	10.32	+.7	+1.1	+1.7/B
InvmGradeBd	CI	7.77	+1.3	+1.7	+3.4/A
InvmGradeBd	CI	11.00	+1.2	+1.5	+3.1/B
Japan	JS	14.16	+4.9	+8.0	+12.9/B
JapanSmlrCo	JS	16.06	+3.2	+6.1	+13.1/B
LargeCapStock	LB	30.06	+6.3	+11.4	+16.7/A
LargeCapValIdx	LV	12.19	+5.7	+9.3	+13.5/C
LatinAmerica	LS	24.72	+4.3	+15.4	+21.6/D
LgCpCorEnhIdx	LB	14.44	+6.2	+9.4	+16.1/A
LgCpGrEnhIdx	LG	18.79	+7.7	+11.4	+17.6/C
LgCpValEnhIdx	LV	12.46	+5.6	+9.2	+14.4/A
LimitedTermGov	GS	9.86	+.3	+.3	+.4/C
LowPrStk	MV	47.37	+4.6	+9.2	+12.1/D
LowPrStkK	MV	47.32	+4.6	+9.2	+12.2/D
LtdTrmMuniInc	MS	10.53	+.5	+.8	+1.0/B
LvrgdCoStk	MB	28.06	+9.5	+17.2	+14.6/B
LvrgdCoStkK	MB	28.15	+9.6	+17.2	+14.8/B
MAMunicipalInc	MT	11.97	+.6	+.8	+1.5/A
Magellan	LG	9.88	+6.2	+10.1	+16.1/D
MagellanK	LG	9.87	+6.4	+10.3	+16.3/D
MegaCapStock	LB	14.78	+5.5	+9.4	+15.0/C
MichiganMuniInc	SL	12.05	+.6	+1.0	+1.8/A
MidCapStock	MG	33.74	+6.2	+10.7	+16.5/D
MidCapStockK	MG	33.75	+6.2	+10.7	+16.6/D
MidCapValue	MV	21.63	+7.0	+13.4	+10.9/E
MidCpEnhIdx	MV	14.26	+8.3	+13.6	+14.7/B
MinnesotaMnInc	SM	11.48	+.7	+1.1	+1.5/B
MortgageSecs	CI	11.01	+.5	+.7	+1.4/E
MryIndMuniInc	SL	11.24	+.6	+1.1	+1.7/B
MuniInc	ML	12.84	+.6	+1.1	+2.2/B
MuniInc2019	MS	10.56	+.1	+.1	+.6/D
NJMunicipalInc	MJ	11.79	+.8	+1.2	+2.7/A
NYMuniInc	MY	12.98	+.6	+1.0	+1.6/C
NasdCmpIdx	LG	96.48	+7.8	+12.1	+20.7/A
NewMillennium	LB	34.29	+5.4	+9.9	+16.4/A
NewMktsInc	EB	15.01	+3.7	+5.8	+8.3/B
Nordic	MQ	45.32	+2.2	+6.2	+7.4/D
OTCPortfolio	LG	11.08	+7.2	+11.4	+24.9/A
OTCPortfolioK	LG	11.25	+7.2	+11.4	+25.3/A
OhioMuniIInc	MO	11.97	+.6	+1.0	+1.8/B
Overseas	FG	44.03	+4.7	+7.7	+10.0/C
OverseasK	FG	43.92	+4.7	+7.7	+10.1/C
PacificBasin	DP	28.44	+5.8	+8.1	+12.8/B
PennsylvnMnInc	MP	10.99	+.6	+1.0	+2.0/B
Puritan	MA	20.93	+4.4	+6.7	+11.4/A
PuritanK	MA	20.92	+4.4	+6.8	+11.5/A
RealEstInv	SR	43.45	+9.4	+13.1	+10.4/B
RlEsttInc	SR	11.92	+3.8	+6.2	+9.3/C
RlEsttInc	SR	10.73	+2.9	+4.7	+8.3/D
SCGrth	SG	24.62	+9.8	+16.1	+23.9/B
SCValue	SV	14.65	+7.0	+11.5	+11.9/E
ShTrmBd	CS	8.56	+.5	+.6	+1.3/D
ShrtDurHiInc	HY	9.32	+1.7	+4.0	+7.7/D
SmCpDiscv	SB	22.54	+7.5	+15.1	+12.6/E
SmCpDiscv	SB	11.07	+7.9	+15.6	+14.1/D
SmCpEnhIdx	SB	12.25	+8.2	+14.8	+14.1/D
SmCpOpps	SB	13.17	+8.6	+14.1	+16.0/B
SmallCapStock	SB	16.28	+9.2	+16.0	+14.1/D
StkSelorAllCp	LG	43.00	+7.6	+11.9	+16.7/D
StkSelorSmCp	SB	22.74	+8.3	+13.8	+15.5/C
StkSlrLgCpVal	LV	19.11	+5.0	+8.8	+12.1/D
StratDivInc	AL	14.52	+4.9	+7.9	+11.4/C
StratRlRet	XY	8.19	+2.1	+4.6	+5.4/C
TaxFreeBond	ML	11.39	+.7	+1.1	+2.2/B
TelecomandUtls	SU	25.45	+1.8	+3.6	+12.0/C
TotalBond	CI	10.40	+1.3	+2.0	+3.7/A
TotalEmMkts	EM	12.21	+5.0	+7.6	+13.2/C
Trend	LG	96.10	+7.4	+11.1	+18.5/C
TtlIntlEq	FG	8.46	+4.4	+8.2	+10.2/C
TtlMktIdxF	LB	78.16	+6.9	+10.7	+16.6/A
TtlMktIdxInsPrm	LB	78.14	+6.9	+10.7	+16.6/A
USBdIdxF	CI	11.36	+1.0	+1.1	+1.7/D
USBdIdxInsPrm	CI	11.36	+1.0	+1.1	+1.7/D
ValDiscv	LV	27.25	+4.4	+8.3	+11.6/E
ValDiscvK	LV	27.25	+4.4	+8.3	+11.7/D
Value	MV	10.02	+7.6	+15.2	+13.1/C
ValueK	MV	10.03	+7.7	+15.3	+13.2/C
ValueStrategies	LV	34.70	+7.9	+14.6	+13.1/C
Worldwide	WS	25.20	+6.5	+9.0	+15.2/A

Fidelity Advisor

Name	Obj	NAV	4-wk Rtn	YTD Rtn	3-yr Rtn/Rk
AssetMgr20%A m	XY	13.01	+1.8	+2.8	+4.7/D
AssetMgr20%I	XY	13.02	+1.8	+2.8	+5.0/D
AssetMgr60%A m	MA	11.95	+4.2	+6.7	+9.7/C
AssetMgr70%A m	MA	20.93	+4.8	+7.7	+10.9/A
AssetMgr70%C m	MA	20.86	+4.7	+7.5	+10.0/B
AssetMgr70%I	MA	20.95	+4.7	+7.7	+11.2/A
AssetMgr70%M m	MA	20.94	+4.7	+7.6	+10.6/A
BalancedA m	MA	20.03	+5.0	+7.8	+11.4/A
BalancedC m	MA	19.87	+4.9	+7.6	+10.6/A
BalancedI	MA	20.44	+5.0	+7.8	+11.7/A
BalancedM m	MA	20.27	+5.0	+7.7	+11.1/A
BiotechnologyA m	SH	26.07	+3.0	+10.5	+14.4/B
BiotechnologyI	SH	27.67	+3.0	+10.5	+14.7/B
BiotechnologyM m	SH	24.61	+2.9	+10.5	+14.0/C
CAMuniIncA m	MC	12.77	+.7	+1.0	+1.4/D
CAMuniIncI	MC	12.78	+.7	+1.1	+1.7/C
CanadaI	MQ	48.64	+4.3	+11.4	+11.2/B
CapitalDevA m	LB	14.06	+6.3	+11.3	+16.3/A
CapitalDevO	LB	14.61	+6.3	+11.4	+16.7/A
ConsumerDscrtA m	CD	27.26	+5.0	+10.5	+15.6/A
ConsumerStplsA m	CC	76.01	+7.6	+11.5	+3.4/D
ConsumerStplsC m	CC	73.97	+7.5	+11.4	+2.7/E
ConsumerStplsI	CC	76.57	+7.6	+11.5	+3.7/C
ConsumerStplsM m	CC	75.28	+7.6	+11.4	+3.2/E
CorporateBondI	TW	11.23	+2.3	+2.8	+4.8/B
DiverIntlA m	FG	20.41	+4.1	+6.9	+8.1/E
DiverIntlC m	FG	19.57	+4.1	+6.8	+7.3/E
DiverIntlI	FG	20.72	+4.1	+6.9	+8.4/D
DiverIntlM m	FG	20.29	+4.1	+6.8	+7.8/E
DiversifiedStkA m	LB	22.73	+6.2	+9.9	+17.3/A
DiversifiedStkI	LB	24.31	+6.2	+9.9	+17.5/A
DiversifiedStkM m	LB	22.54	+6.2	+9.8	+16.8/A
DiversifiedStkO	LB	23.41	+6.3	+9.9	+17.7/A
DividendGrowthA m	LB	14.94	+5.7	+9.5	+12.7/E
DividendGrowthC m	LB	14.03	+5.6	+9.4	+11.8/E
DividendGrowthI	LB	15.89	+5.7	+9.6	+13.0/D
DividendGrowthM m	LB	14.86	+5.6	+9.5	+12.4/E
EmergingAsiaA m	PJ	35.45	+6.8	+8.1	+16.6/A
EmergingAsiaC m	PJ	31.99	+6.7	+8.0	+15.7/B
EmergingAsiaI	PJ	36.55	+6.8	+8.2	+17.0/A
EmergingMktsA m	EM	26.95	+5.8	+9.5	+14.5/B
EmergingMktsC m	EM	25.51	+5.7	+9.4	+13.6/C
EmergingMktsI	EM	27.04	+5.8	+9.6	+14.9/B
EmergingMktsM m	EM	26.72	+5.7	+9.5	+14.2/C
EnergyA m	EE	28.93	+3.3	+13.1	+6.8/B
EnergyC m	EE	26.63	+3.2	+13.0	+6.0/C
EnergyI	EE	30.45	+3.3	+13.2	+7.1/B
EnergyM m	EE	29.64	+3.3	+13.1	+6.5/B
EquityGrowthA m	LG	11.25	+7.0	+10.9	+19.7/B
EquityGrowthC m	LG	9.43	+6.8	+10.7	+18.8/B
EquityGrowthI	LG	12.42	+7.1	+11.0	+20.1/B
EquityGrowthM m	LG	11.01	+6.9	+10.8	+19.4/B
EquityIncomeA m	LV	27.05	+4.4	+8.9	+11.9/D
EquityIncomeC m	LV	27.28	+4.4	+8.8	+11.1/E
EquityIncomeI	LV	28.48	+4.5	+8.9	+12.2/D
EquityIncomeM m	LV	27.76	+4.4	+8.8	+11.7/D
EquityValueA m	LV	16.91	+4.3	+8.3	+11.1/E
FinancialSvcsA m	SF	19.50	+5.3	+10.2	+15.3/B
FinancialSvcsC m	SF	18.26	+5.2	+10.1	+14.4/C
FinancialSvcsM m	SF	19.30	+5.3	+10.2	+14.9/C
FltngRtHiIncA m	BL	9.46	+.9	+3.2	+6.1/B
FltngRtHiIncC m	BL	9.46	+.9	+3.2	+5.3/C
FltngRtHiIncI	BL	9.44	+1.0	+3.2	+6.3/B
FltngRtHiIncM m	BL	9.45	+.9	+3.3	+6.1/B
Freedom2005A m	TA	11.14	+2.0	+3.3	+6.8/C
Freedom2005I	TA	11.22	+2.0	+3.3	+7.1/C
Freedom2010A m	TA	11.53	+2.5	+4.2	+8.0/A
Freedom2010M m	TA	11.49	+2.5	+4.2	+7.7/A
Freedom2015A m	TD	11.53	+2.9	+5.0	+9.1/A
Freedom2015C m	TD	11.44	+3.0	+5.0	+8.3/B
Freedom2015I	TD	11.62	+3.0	+5.0	+9.4/A
Freedom2015M m	TD	11.51	+3.0	+5.0	+8.8/A
Freedom2020A m	TE	12.66	+3.4	+5.7	+9.8/A
Freedom2020C m	TE	12.57	+3.4	+5.6	+9.0/B
Freedom2020I	TE	12.76	+3.4	+5.7	+10.1/A
Freedom2020M m	TE	12.66	+3.4	+5.7	+9.6/A
Freedom2025A m	TG	12.67	+3.8	+6.3	+10.6/B
Freedom2025C m	TG	12.50	+3.7	+6.2	+9.7/B
Freedom2025I	TG	12.78	+3.7	+6.3	+10.8/A
Freedom2025M m	TG	12.70	+3.8	+6.3	+10.3/B
Freedom2030A m	TH	13.63	+4.3	+7.3	+12.2/A
Freedom2030C m	TH	13.40	+4.2	+7.2	+11.4/B
Freedom2030I	TH	13.71	+4.3	+7.4	+12.5/A
Freedom2030M m	TH	13.57	+4.3	+7.4	+12.0/A
Freedom2035A m	TI	13.20	+4.9	+8.6	+13.4/A
Freedom2035C m	TI	12.84	+4.8	+8.4	+12.5/B
Freedom2035I	TI	13.30	+5.0	+8.6	+13.7/A
Freedom2035M m	TI	13.07	+4.9	+8.5	+13.1/A
Freedom2040A m	TJ	14.11	+5.1	+9.0	+13.4/A
Freedom2040C m	TJ	13.75	+5.0	+8.9	+12.6/B
Freedom2040I	TJ	14.21	+5.2	+9.1	+13.7/A
Freedom2040M m	TJ	14.04	+5.2	+8.9	+13.1/B
Freedom2045A m	TK	11.01	+5.2	+9.0	+13.4/B
Freedom2045I	TK	11.08	+5.1	+8.9	+13.7/A
Freedom2045M m	TK	10.91	+5.1	+8.9	+13.1/B
Freedom2050A m	TN	10.99	+5.2	+8.9	+13.4/B
Freedom2050I	TN	11.07	+5.2	+9.1	+13.7/A
Freedom2050M m	TN	10.92	+5.1	+8.9	+13.1/B
Freedom2055A m	TL	12.23	+5.2	+9.0	+13.4/B
Freedom2055I	TL	12.28	+5.2	+9.1	+13.7/A
FreedomIncomeA m	RI	10.58	+1.6	+2.6	+5.4/D
FreedomIncomeI	RI	10.61	+1.6	+2.6	+5.6/C
GlblCapApprecI	SW	15.96	+5.3	+10.8	+11.9/D
GlobalCmdtyStkI	SN	12.22	+4.3	+9.2	+16.6/A
GovernmentIncA m	GI	10.09	+.4	+.4	+.3/D
GovernmentIncC m	GI	10.09	+.4	+.3	-.5/E
GovernmentIncI	GI	10.09	+.4	+.4	+.6/C
GovernmentIncM m	GI	10.09	+.4	+.4	+.3/D
Growth&IncomeA m	LB	24.65	+5.9	+10.4	+14.7/C
Growth&IncomeC m	LB	22.96	+5.8	+10.3	+13.9/D
Growth&IncomeI	LB	25.20	+5.9	+10.5	+15.0/C
Growth&IncomeM m	LB	24.69	+5.9	+10.4	+14.5/C
GrowthOppsA m	LG	75.22	+8.5	+14.2	+27.9/A
GrowthOppsC m	LG	64.32	+8.5	+14.1	+26.9/A
GrowthOppsI	LG	81.36	+8.6	+14.3	+28.2/A
GrowthOppsM m	LG	74.54	+8.5	+14.2	+27.6/A
HealthCareA m	SH	48.48	+7.2	+11.0	+16.2/B
HealthCareC m	SH	38.26	+7.1	+10.9	+15.3/B
HealthCareI	SH	52.91	+7.2	+11.0	+16.5/B
HealthCareM m	SH	45.13	+7.2	+11.0	+15.9/B
HighIncAdvtgA m	HY	10.96	+3.8	+8.1	+11.6/A
HighIncAdvtgC m	HY	10.94	+3.7	+8.1	+10.8/A
HighIncAdvtgI	HY	10.27	+3.8	+8.3	+11.9/A
HighIncAdvtgM m	HY	11.02	+3.8	+8.1	+11.6/A
IndustrialsA m	ID	36.65	+10.1	+15.7	+14.3/D
IndustrialsC m	ID	32.36	+10.0	+15.6	+13.4/D
IndustrialsI	ID	38.72	+10.1	+15.7	+14.6/C
IndustrialsM m	ID	35.79	+10.1	+15.6	+14.0/D
IntermMuniIncA m	MI	10.33	+.7	+1.1	+1.5/C
IntermMuniIncC m	MI	10.33	+.5	+1.0	+.7/E
IntermMuniIncI	MI	10.33	+.6	+1.0	+1.7/B
IntlCapitalAppA m	FG	18.73	+6.5	+9.3	+11.5/B
IntlCapitalAppC m	FG	16.47	+6.4	+9.1	+10.7/B
IntlCapitalAppM m	FG	18.27	+6.5	+9.3	+11.2/B
IntlDiscvA m	FG	38.80	+4.3	+6.9	+7.9/E
IntlDiscvI	FG	38.91	+4.4	+7.0	+8.2/D
IntlGrA m	FG	12.91	+4.8	+8.1	+10.1/C
IntlGrC m	FG	12.67	+4.7	+8.0	+9.3/C
IntlGrI	FG	12.96	+4.9	+8.2	+10.5/B
IntlSmCapOppsA m	FR	17.18	+4.6	+7.4	+11.2/B
IntlSmCapOppsI	FR	17.33	+4.6	+7.5	+11.5/B
IntlSmallCapA m	FQ	24.82	+3.3	+6.7	+12.5/A
IntlSmallCapC m	FQ	23.96	+3.2	+6.6	+11.6/B
IntlSmallCapI	FQ	25.45	+3.3	+6.8	+12.8/A
InvestmentGrBdA m	CI	7.76	+1.1	+1.5	+3.1/B
InvestmentGrBdI	CI	7.78	+1.3	+1.7	+3.4/A
LargeCapA m	LB	28.57	+6.3	+11.4	+16.6/A
LargeCapC m	LB	25.49	+6.3	+11.3	+15.7/B
LargeCapI	LB	30.10	+6.4	+11.5	+16.9/A
LargeCapM m	LB	28.53	+6.3	+11.4	+16.3/A
LeveragedCoStkA m	MB	37.77	+9.0	+17.4	+14.1/C
LeveragedCoStkC m	MB	32.99	+8.9	+17.2	+13.2/C
LeveragedCoStkI	MB	38.79	+9.0	+17.4	+14.4/B
LeveragedCoStkM m	MB	36.31	+8.9	+17.3	+13.8/C
LimitedTermBdA m	CS	11.34	+.9	+1.1	+1.7/C
LimitedTermBdC m	CS	11.31	+.8	+1.0	+.9/E
LimitedTermBdI	CS	11.37	+.9	+1.1	+1.9/B
LimitedTermBdM m	CS	11.35	+.9	+1.1	+1.6/C
LtdTermMuniIncA m	MS	10.55	+.5	+.7	+.6/D
LtdTermMuniIncI	MS	10.54	+.5	+.8	+.9/C
MaterialsA m	SN	68.42	+5.2	+10.3	+10.4/B
MaterialsC m	SN	66.04	+5.1	+10.2	+9.6/C
MaterialsI	SN	68.54	+5.2	+10.3	+10.7/B
MegaCapStockA m	LB	14.61	+5.5	+9.4	+14.7/C
MegaCapStockI	LB	14.78	+5.4	+9.3	+15.0/C
MidCapIIA m	MB	17.93	+7.3	+14.0	+13.9/C
MidCapIIC m	MB	15.66	+7.2	+13.9	+13.0/C
MidCapIII	MB	18.54	+7.3	+14.0	+14.2/C
MidCapIIM m	MB	17.43	+7.3	+14.0	+13.6/C
MidCapValueA m	MV	21.31	+6.9	+13.4	+10.5/E
MidCapValueM m	MV	21.21	+6.9	+13.3	+10.2/E
MortgageSecI	CI	10.97	+.5	+.7	+1.3/E
NewInsA m	LG	29.33	+6.6	+11.3	+17.7/C
NewInsC m	LG	25.11	+6.6	+11.2	+16.8/D
NewInsI	LG	30.04	+6.6	+11.3	+18.0/C
NewInsM m	LG	28.19	+6.6	+11.3	+17.4/C
NewInsZ	LG	30.07	+6.7	+11.3	+18.1/C
OverseasA m	FG	21.73	+4.5	+7.6	+9.1/C
OverseasI	FG	22.15	+4.6	+7.7	+9.4/C
OverseasM m	FG	22.37	+4.5	+7.6	+8.9/D
RealEstateA m	SR	21.82	+9.2	+13.4	+8.7/D
RealEstateC m	SR	21.24	+9.1	+13.2	+7.8/E
RealEstateI	SR	22.05	+9.2	+13.4	+9.0/C
RealEstateM m	SR	21.79	+9.1	+13.3	+8.4/D
RlEstIncA m	SR	11.86	+3.9	+6.2	+9.1/C
RlEstIncC m	SR	11.72	+3.7	+6.1	+8.2/D
RlEstIncI	SR	11.88	+3.8	+6.3	+9.3/C
RlEstIncM m	SR	11.86	+3.8	+6.2	+9.0/D
SCGrthA m	SG	23.52	+9.7	+16.1	+23.6/B
SCGrthC m	SG	20.76	+9.6	+16.0	+22.6/B
SCGrthI	SG	24.69	+9.7	+16.1	+24.0/B
SCGrthM m	SG	22.70	+9.7	+16.1	+23.3/B
SCValueA m	SV	14.32	+7.0	+11.4	+11.6/E
SCValueI	SV	14.66	+7.0	+11.5	+11.9/E
SCValueM m	SV	13.88	+6.9	+11.4	+11.3/E
SeriesGrOpps	LG	13.60	+8.6	+14.5	+29.1/A
SeriesSmallCap	SB	10.30	+9.0	+15.1	+12.1/E
SmallCapA m	SB	21.47	+8.9	+15.1	+11.0/E
SmallCapC m	SB	15.25	+8.9	+15.0	+10.2/E
SmallCapI	SB	23.94	+9.0	+15.2	+11.3/E
SmallCapM m	SB	19.57	+8.9	+15.0	+10.8/E
StgInc	MU	12.10	+1.8	+3.7	NA
StgIncA m	MU	11.94	+1.8	+3.7	+6.3/B
StgIncC m	MU	11.91	+1.8	+3.6	+5.5/C
StgIncI	MU	12.10	+1.8	+3.7	+6.5/B
StgIncM m	MU	11.93	+1.8	+3.7	+6.3/B
StockSelAllCpA m	LG	43.08	+7.6	+11.8	+16.3/D
StockSelAllCpI	LG	43.04	+7.6	+11.9	+16.6/D
StockSelAllCpK	LG	43.08	+7.6	+11.9	+16.8/D
StockSelAllCpM m	LG	43.10	+7.6	+11.8	+16.0/D
StockSlrMidCp	MB	34.62	+8.5	+14.9	+16.7/A
StockSlrMidCpA m	MB	32.92	+8.5	+14.9	+16.5/A
StockSlrMidCpC m	MB	29.52	+8.4	+14.8	+15.6/B
StockSlrMidCpI	MB	34.75	+8.5	+14.9	+16.8/A
StockSlrMidCpM m	MB	33.19	+8.5	+14.8	+16.2/A
StockSlrSmCpI	SB	22.82	+8.3	+13.9	+15.5/C
StratDiv&IncA m	AL	14.43	+4.9	+7.9	+11.1/C
StratDiv&IncC m	AL	14.36	+4.8	+7.8	+10.2/D
StratDiv&IncI	AL	14.48	+4.9	+7.9	+11.3/C
StratDiv&IncM m	AL	14.42	+4.9	+7.9	+10.8/D
StrategicRlRetI	XY	8.17	+2.1	+4.6	+5.4/C
TechnologyA m	ST	44.96	+10.4	+12.1	+27.0/B
TechnologyC m	ST	36.71	+10.3	+12.0	+26.0/C
TechnologyM m	ST	42.16	+10.4	+12.0	+26.6/B
TotalBondA m	CI	10.40	+1.2	+1.9	+3.4/A
TotalBondC m	CI	10.41	+1.3	+1.8	+2.6/B
TotalBondI	CI	10.38	+1.2	+2.0	+3.7/A
TotalBondM m	CI	10.38	+1.2	+1.8	+3.4/A
UtilitiesA m	SU	29.56	+5.9	+4.3	+14.0/A
UtilitiesC m	SU	28.88	+5.8	+4.2	+13.1/B
UtilitiesI	SU	30.21	+6.0	+4.4	+14.3/A
UtilitiesM m	SU	29.63	+5.9	+4.3	+13.6/A
ValueA m	MV	21.28	+7.6	+15.2	+12.5/D
ValueStratsA m	LV	29.11	+7.8	+14.5	+12.8/C
ValueStratsI	LV	32.27	+7.9	+14.6	+13.1/C
ValueStratsK	LV	34.63	+7.8	+14.6	+13.3/C
ValueStratsM m	LV	30.92	+7.8	+14.5	+12.6/D
WorldwideA m	WS	24.91	+6.5	+9.0	+14.9/A

Fidelity Select

Name	Obj	NAV	4-wk Rtn	YTD Rtn	3-yr Rtn/Rk
AdvisorGoldA m	SP	18.26	+5.1	+4.0	+3.3/D
AdvisorGoldC m	SP	17.00	+5.0	+3.8	+2.7/E
AdvisorGoldI	SP	18.80	+5.1	+4.0	+3.7/D
AirTransp	ID	76.15	+12.1	+15.7	+18.6/A
Automotive	CD	32.51	+.8	+8.9	+11.9/D
Banking	SF	25.64	+7.7	+15.5	+17.4/A
Biotechnology	SH	20.17	+2.9	+13.7	+14.0/C
Brkrg&InvmtMgmt	SF	69.83	+5.5	+8.9	+16.4/A
Chemicals	SN	13.36	+4.5	+9.4	+13.4/A
CommsEquip	ST	38.85	+9.7	+11.8	+21.4/E
Computers	ST	75.55	+9.7	+11.1	+23.8/D
Const&Hsg	CD	54.04	+7.8	+13.4	+14.3/B
ConsumerDiscret	CD	43.94	+5.1	+10.5	+16.2/A
ConsumerFinance	SF	15.49	+8.2	+15.3	+19.6/A
ConsumerStaples	CC	76.74	+7.6	+11.5	+3.7/B
Defense&Aero	ID	16.67	+12.1	+18.5	+25.6/A
Energy	EE	37.46	+3.3	+13.2	+7.1/B
EnergyService	EE	30.56	+5.2	+21.9	-1.7/E
Envir&AltEngy	ID	24.18	+8.2	+12.0	+16.4/A
FinancialSvcs	SF	9.42	+5.4	+10.3	+15.6/B
Gold	SP	18.80	+5.1	+4.0	+3.7/D
HealthCare	SH	24.51	+7.3	+11.2	+16.4/B
HealthCareSvcs	SH	95.75	+6.8	+9.2	+20.4/A
ITServices	ST	63.33	+11.1	+17.0	+25.5/C
Industrials	ID	33.16	+10.1	+15.7	+14.6/C
Insurance	SF	57.46	+4.4	+7.5	+12.6/E
Leisure	CD	14.18	+6.5	+9.7	+14.6/B
Materials	SN	68.68	+5.2	+10.3	+10.7/B
MedTech&Devcs	SH	52.36	+9.7	+10.8	+25.7/A
Multimedia	CD	74.73	+6.0	+11.8	+14.7/B
NaturalGas	EE	20.19	+1.7	+13.5	+7.3/B
NaturalRes	EE	25.26	+3.6	+12.0	+7.6/B
Pharmaceuticals	SH	20.45	+4.9	+6.2	+5.9/E
Retailing	CD	14.99	+4.5	+9.9	+20.0/A
Semicon	ST	9.38	+14.1	+19.2	+31.1/A
Swre&ITSvcs	ST	18.26	+8.6	+12.2	+27.5/B
Technology	ST	15.04	+10.3	+12.1	+26.6/B
Telecom	SC	55.40	-1.0	+5.4	+7.4/B
Transportation	ID	96.79	+9.7	+15.6	+18.4/A
Utilities	SU	83.69	+6.0	+4.5	+14.5/A
Wireless	SC	8.75	+4.0	+6.4	+14.9/A

Fiera Capital

Name	Obj	NAV	4-wk Rtn	YTD Rtn	3-yr Rtn/Rk
STRONGNtnCcyIns	CR	16.31	-.4	+.3	.../D
SmMidCapGrInstl	MG	16.40	+9.0	+15.9	+18.5/C

First Eagle

Name	Obj	NAV	4-wk Rtn	YTD Rtn	3-yr Rtn/Rk
GlbA m	IH	54.96	+4.8	+8.0	+9.3/B
GoldA m	SP	14.96	+4.4	+5.1	+1.9/E
OverseasA m	FB	22.66	+3.2	+5.4	+6.7/E
USValA m	LB	17.90	+5.7	+9.4	+11.5/E
USValI	LB	18.22	+5.7	+9.5	+11.9/E
ofAmericaI	MB	26.46	+10.7	+17.3	+6.5/E
ofAmericaY b	MB	26.28	+10.6	+17.3	+6.2/E

First Investors

Name	Obj	NAV	4-wk Rtn	YTD Rtn	3-yr Rtn/Rk
EqIncA m	LV	9.13	+4.6	+7.2	+11.0/E
ForIncA m	HY	2.40	+2.1	+4.6	+7.1/E
GlbA m	WS	6.86	+4.3	+6.9	+11.1/D
GrandIncA m	LV	18.38	+4.8	+8.0	+11.7/D
IntlA m	FG	14.19	+4.8	+6.8	+8.0/E
InvmGradeA m	TW	9.26	+2.1	+2.4	+2.8/E
OppA m	MB	35.19	+7.6	+12.6	+11.1/E
SelGrA m	LG	11.99	+7.1	+10.7	+17.9/C
SpecSitsA m	SV	25.05	+6.9	+11.1	+13.0/D
TEIncA m	MI	9.15	+.6	+.9	+1.0/D
TENYA m	MY	13.77	+.5	+.7	+.9/E
TENewJerseyA m	MJ	12.46	+.6	+.9	+1.4/E
TEOppsA m	ML	16.07	+.6	+.9	+1.0/E
TtlRetA m	MA	17.72	+3.3	+5.5	+7.1/E

First Western

Name	Obj	NAV	4-wk Rtn	YTD Rtn	3-yr Rtn/Rk
FI	CI	9.65	+1.0	+1.1	+2.7/B
ShrtDrBd	CS	9.82	+.4	+.5	+2.0/B

Firsthand

Name	Obj	NAV	4-wk Rtn	YTD Rtn	3-yr Rtn/Rk
TechOpps	ST	12.78	+13.7	+22.8	+38.4/A

Fort Pitt

Name	Obj	NAV	4-wk Rtn	YTD Rtn	3-yr Rtn/Rk
CptlTtlRet d	LB	25.62	+8.7	+11.2	+17.5/A

Franklin Templeton

Name	Obj	NAV	4-wk Rtn	YTD Rtn	3-yr Rtn/Rk
AdjUSGvtScA m	GS	8.06	+.1	+.1	+.4/D
AdjUSGvtScAdv	GS	8.07	+.2	+.2	+.6/C
AdjUSGvtScC m	GS	8.05	...	+.1	-.1/E
AlbmTxFrIncA1 m	SL	10.55	+.5	+.8	+1.6/B
AlbmTxFrIncA1 m	SL	10.83	+.5	+.8	+1.6/B
AlbmTxFrIncAdv	SL	10.59	+.6	+.9	+1.8/B
AlbmTxFrIncC m	SL	10.74	+.5	+.8	+1.1/D
BalA m	MA	12.05	+3.6	+5.4	+9.4/C
BalAdv	MA	12.08	+3.6	+5.5	+9.7/C
BalC m	MA	11.93	+3.5	+5.3	+8.6/D
BalSheetInvmA m	MV	32.60	+4.8	+10.4	+13.9/B
BalSheetInvmAdv	MV	33.86	+4.8	+10.5	+14.2/B
BiotechDiscvA m	SH	141.42	+4.0	+15.6	+10.0/E
BiotechDiscvAdv	SH	145.13	+4.0	+15.6	+10.2/D
CAHYMuniA1 m	MC	10.65	+.8	+1.1	+2.8/A
CAHYMuniAdv	MC	10.68	+.8	+1.1	+2.9/A
CAHYMuniC m	MC	10.73	+.8	+1.0	+2.2/B
CAIntTrTFIncA1 m	MF	11.84	+.6	+.9	+1.2/C
CAIntTrTFIncAdv	MF	11.87	+.6	+1.0	+1.3/C
CAIntTrTFIncC m	MF	11.88	+.4	+.9	+.7/E
CATxFrIncA1 m	MC	7.27	+.6	+.9	+2.1/B
CATxFrIncAdv	MC	7.26	+.6	+.9	+2.3/B
CATxFrIncC m	MC	7.25	+.4	+.6	+1.6/D
ChinaWldA m	CH	18.74	+7.4	+9.8	+17.2
ChinaWldAdv	CH	18.90	+7.5	+9.9	+17.5
ClrdTxFrIncA1 m	SL	11.30	+.6	+.8	+1.5/B
ClrdTxFrIncAdv	SL	11.30	+.6	+.8	+1.6/B
ClrdTxFrIncC m	SL	11.44	+.5	+.7	+1.0/D
CnctTxFrIncA1 m	SL	10.04	+.5	+.8	+1.1/D
CnsrvAllcA m	CA	14.01	+3.1	+5.1	+7.7/B
CnsrvAllcAdv	CA	14.01	+3.1	+5.1	+7.9/B
CnsrvAllcC m	CA	13.71	+3.0	+5.0	+6.9/C
CnsrvAllcR b	CA	13.95	+3.1	+5.0	+7.4/C
CnvrtSecA m	CV	21.12	+6.8	+11.2	+17.2/A
CnvrtSecAdv	CV	21.13	+6.9	+11.2	+17.5/A
CnvrtSecC m	CV	20.79	+6.8	+11.1	+16.4/A
CorfolioAllcA m	XM	19.20	+6.7	+10.9	+14.8/A
CorfolioAllcC m	XM	18.94	+6.6	+10.8	+14.0/A
DevMktsA m	EM	19.98	+4.9	+9.4	+18.3
DevMktsAdv	EM	19.86	+4.9	+9.4	+18.6
DevMktsC m	EM	19.50	+4.9	+9.3	+17.4
DynaTechA m	LG	75.37	+10.7	+15.1	+25.8/A
DynaTechAdv	LG	77.74	+10.7	+15.1	+26.1/A
DynaTechC m	LG	62.71	+10.6	+15.0	+24.8/A
DynaTechR b	LG	73.13	+10.7	+15.0	+25.5/A
DynaTechR6	LG	78.49	+10.8	+15.1	+26.3/A
EMSmCpA m	EM	13.07	+3.2	+4.0	+9.9
EMSmCpAdv	EM	13.24	+3.1	+4.0	+10.2
EMSmCpC m	EM	12.37	+3.1	+4.0	+9.1
EmergMktDbtOpps	EB	11.04	+2.0	+3.3	+10.0
EqIncA m	LV	24.08	+4.9	+7.4	+12.7/C
EqIncC m	LV	23.88	+4.8	+7.2	+11.9/D
FdrIntTrTFIncA1 m	MI	11.95	+.5	+.9	+.9/E
FdrIntTrTFIncAd	MI	11.98	+.5	+.9	+1.0/D
FdrIntTrTFIncC m	MI	11.99	+.4	+.9	+.3/E
FdrLtdTrTFIncA1 m	MS	10.35	+.4	+.7	+.6/D
FdrTFIncA1 m	ML	11.62	+.4	+.7	+1.4/D
FdrTFIncAdv	ML	11.64	+.5	+.7	+1.5/D
FdrTFIncC m	ML	11.62	+.4	+.7	+.8/E
FloridaTFIncA1 m	SL	10.42	+.5	+.7	+1.3/C
FloridaTFIncC m	SL	10.65	+.5	+.6	+.8/E
FltngRtDlyAcsA m	BL	8.52	+.3	+1.9	+6.0/B
FltngRtDlyAcsAd	BL	8.52	+.2	+1.9	+6.3/B
FltngRtDlyAcsC m	BL	8.52	+.2	+1.8	+5.6/C
FndngsAlA m	AL	13.71	+4.4	+8.6	+10.8/D
FndngsAlAd	AL	13.79	+4.5	+8.5	+11.1/C
FndngsAlC m	AL	13.60	+4.4	+8.5	+10.0/D
FrgnA m	FV	7.17	+3.5	+7.2	+11.0
FrgnAdv	FV	7.05	+3.4	+7.3	+11.2
FrgnC m	FV	7.13	+3.3	+7.1	+10.1
FrgnR b	FV	7.03	+3.4	+7.2	+10.6
FrgnR6	FV	7.04	+3.4	+7.3	+11.4
GlbBalA1 m	IH	2.94	+2.8	+6.1	+8.5
GlbBalAdv	IH	2.95	+2.8	+6.1	+8.7
GlbBalC m	IH	2.92	+2.8	+6.2	+7.6
GlbBalC1 m	IH	2.94	+2.8	+6.1	+8.0
GlbBdA m	IB	11.61	+1.9	+3.3	+6.5/A
GlbBdAdv	IB	11.57	+1.9	+3.4	+6.8/A
GlbBdC m	IB	11.64	+1.8	+3.3	+6.1/A
GlbBdR b	IB	11.61	+1.8	+3.3	+6.2/A
GlbBdR6	IB	11.57	+1.9	+3.4	+7.0/A
GlbSmlrCoA m	SW	8.85	+5.0	+10.9	+12.3
GlbSmlrCoAdv	SW	8.89	+5.1	+10.8	+12.6
GlbTtlRetA m	IB	11.96	+1.8	+3.5	+7.9/A
GlbTtlRetAdv	IB	11.98	+1.8	+3.5	+8.2/A
GlbTtlRetC m	IB	11.94	+1.7	+3.4	+7.4/A
GlbTtlRetR6	IB	11.97	+1.8	+3.6	+8.3/A
GldPrcMtlsA m	SP	13.84	+6.1	+7.8	+3.5/D
GldPrcMtlsAdv	SP	14.70	+6.2	+7.9	+3.8/D
GldPrcMtlsC m	SP	12.69	+6.1	+7.7	+2.7/E
Gr,IncA m	WS	22.63	+4.3	+9.2	+11.1/D
Gr,IncAdv	WS	22.65	+4.3	+9.2	+11.4/D
Gr,IncRet b	WS	22.43	+4.3	+9.1	+10.9/D
GrA m	LG	100.44	+8.0	+11.6	+17.8/C
GrAdv	LG	100.62	+8.1	+11.7	+18.1/C
GrAllcA m	AL	17.92	+5.4	+8.3	+12.0/B
GrAllcAdv	AL	18.00	+5.4	+8.4	+12.3/B
GrAllcC m	AL	17.45	+5.4	+8.3	+11.2/C
GrAllcR b	AL	17.69	+5.4	+8.3	+11.7/B
GrC m	LG	91.89	+8.0	+11.5	+16.9/D
GrOppsA m	LG	36.04	+9.1	+13.4	+18.1/C
GrOppsAdv	LG	39.03	+9.2	+13.4	+18.4/C
GrOppsC m	LG	29.62	+9.1	+13.3	+17.2/D
GrOppsR6	LG	39.52	+9.2	+13.4	+18.6/C
GrR b	LG	100.09	+8.0	+11.6	+17.5/C
GrR6	LG	100.51	+8.1	+11.7	+18.2/C
GrR6	WS	22.59	+4.2	+9.2	+11.5/D
GrgTxFrIncA1 m	SL	11.57	+.4	+.6	+1.1/D
GrgTxFrIncC m	SL	11.75	+.4	+.6	+.6/E
HYTxFrIncA1 m	HM	9.91	+.8	+1.0	+2.0/E
HYTxFrIncAdv	HM	9.95	+.8	+1.0	+2.1/E
HYTxFrIncC m	HM	10.11	+.7	+.9	+1.5/E
HiIncA1 m	HY	1.81	+2.7	+5.7	+11.6/A
HiIncAdv	HY	1.81	+2.2	+5.7	+11.7/A
HiIncC m	HY	1.83	+2.1	+5.6	+11.1/A
HiIncR b	HY	1.84	+2.1	+5.6	+11.2/A
IncA1 m	CA	2.26	+3.2	+6.6	+10.9/A
IncAdv	CA	2.24	+3.2	+6.7	+11.0/A
IncC m	CA	2.29	+3.1	+6.4	+10.2/A
IncR b	CA	2.22	+3.2	+6.6	+10.5/A
IncR6	CA	2.25	+3.7	+7.1	+11.2/A
IndiaGrA m	EI	12.40	-2.9	-4.4	+9.1
InsFrgnSmlrCAdv	FA	19.65	+3.3	+8.7	+10.0
InsGlbEqAdv	WS	8.21	+3.5	+8.7	+10.6
InsIntlEqPrmry	FV	15.86	+3.2	+6.8	+9.2
IntlBdAdv	IB	10.44	+2.0	+3.4	+6.5
IntlGrA m	FG	13.29	+2.6	+9.3	+13.3
IntlSmCpGrA m	FQ	16.85	+4.1	+9.9	+8.0
IntlSmCpGrAdv	FQ	16.89	+4.1	+10.0	+8.3
IntlSmCpGrR6	FQ	16.89	+4.1	+10.0	+8.4
KNTxFrTFIncA1 m	SL	10.74	+.4	+.7	+1.5/B
LS2025RtrTrgA m	TG	12.26	+4.0	+6.4	+9.4/C
LS2035RtrTrgA m	TI	12.94	+4.9	+7.6	+10.7/E
LS2045RtrTrgA m	TK	13.00	+5.2	+8.1	+11.0/E
LsnTxFrTFIncA1 m	SL	10.92	+.6	+1.0	+1.5/B
LsnTxFrTFIncC m	SL	11.10	+.6	+.9	+.9/D
LwDrTtlRetA m	CS	9.62	+.7	+1.2	+2.2/B
LwDrTtlRetAdv	CS	9.67	+.7	+1.2	+2.4/B
LwDrTtlRetC m	CS	9.58	+.6	+1.2	+1.8/C
MATFIncA1 m	MT	11.45	+.4	+.7	+1.5/A
MichiganTFIncA1 m	SL	11.29	+.6	+1.0	+1.7/B
MichiganTFIncC m	SL	11.47	+.5	+.9	+1.1/D
MicroCpValA m	SV	29.23	+5.8	+11.4	+12.1/D
MicroCpValAdv	SV	29.46	+5.8	+11.4	+12.4/D
MnstTxFrIncA1 m	SM	12.08	+.5	+.9	+1.3/C
MnstTxFrIncC m	SM	12.22	+.5	+.8	+.7/E
ModAllcA m	MA	15.00	+4.2	+6.7	+9.9/B
ModAllcAdv	MA	15.02	+4.3	+6.8	+10.2/B
ModAllcC m	MA	14.55	+4.2	+6.6	+9.1/C
ModAllcR b	MA	14.97	+4.2	+6.6	+9.6/C
MryIndTFIncA1 m	SL	10.79	+.6	+.8	+1.6/B
MryIndTFIncAdv	SL	10.80	+.6	+.7	+1.7/B
MryIndTFIncC m	SL	11.01	+.5	+.7	+1.0/D
MsrTxFrIncA1 m	SL	11.44	+.7	+.8	+1.5/B
MsrTxFrIncAdv	SL	11.45	+.7	+.9	+1.6/B
MsrTxFrIncC m	SL	11.56	+.7	+.8	+1.0/D
MutA m	XM	26.24	+5.1	+9.4	+10.9
MutBeaconA m	WS	14.82	+5.5	+8.7	+13.5
MutBeaconC m	WS	14.84	+5.4	+8.6	+12.6
MutBeaconZ	WS	14.97	+5.5	+8.7	+13.8
MutC m	XM	26.18	+5.0	+9.3	+10.1
MutEuropeanA m	ES	18.68	+4.1	+7.7	+8.3
MutEuropeanC m	ES	18.88	+4.0	+7.6	+7.4
MutEuropeanR6	ES	19.24	+4.1	+7.7	+8.7
MutEuropeanZ	ES	19.25	+4.1	+7.8	+8.6
MutFinclSvcsA m	SF	20.77	+3.8	+7.0	+9.4
MutFinclSvcsC m	SF	20.55	+3.7	+6.9	+8.6
MutFinclSvcsZ	SF	20.72	+3.8	+7.0	+9.7
MutGlbDiscvA m	WS	28.78	+5.3	+9.5	+10.3
MutGlbDiscvC m	WS	28.67	+5.2	+9.4	+9.5
MutGlbDiscvR b	WS	28.38	+5.3	+9.4	+10.0
MutGlbDiscvZ	WS	29.38	+5.3	+9.5	+10.6
MutIntlA m	FV	13.67	+3.2	+6.9	+6.9
MutQuestA m	IH	13.69	+3.2	+7.3	+10.1
MutQuestC m	IH	13.55	+3.1	+7.2	+9.3
MutQuestZ	IH	13.91	+3.2	+7.3	+10.4
MutR b	XM	26.14	+5.1	+9.3	+10.6
MutR6	XM	26.50	+5.1	+9.4	+11.3
MutZ	XM	26.52	+5.1	+9.4	+11.2
NCTxFrIncA1 m	SL	11.28	+.5	+.7	+1.2/D
NCTxFrIncAdv	SL	11.28	+.5	+.7	+1.3/C
NCTxFrIncC m	SL	11.47	+.5	+.6	+.7/E
NJTFIncA1 m	MJ	11.11	+.6	+.8	+1.8/D
NJTFIncAdv	MJ	11.12	+.6	+.8	+1.9/C
NJTFIncC m	MJ	11.27	+.6	+.8	+1.3/E
NYIntTFIncA1 m	MN	11.35	+.5	+.9	+.7/D
NYIntTFIncC m	MN	11.39	+.5	+.8	+.2/E
NYTxFrIncA1 m	MY	10.77	+.4	+.7	+1.1/E
NYTxFrIncAdv	MY	10.78	+.6	+.7	+1.2/D
NYTxFrIncC m	MY	10.76	+.4	+.6	+.5/E
NatrlResA m	SN	22.97	+4.1	+14.3	+8.8/C
NatrlResAdv	SN	24.54	+4.2	+14.3	+9.1/C
NatrlResC m	SN	22.27	+4.1	+14.2	+8.0/D
OhioTxFrIncA1 m	MO	12.48	+.5	+.9	+1.8/A
OhioTxFrIncAdv	MO	12.49	+.5	+.8	+1.9/A
OhioTxFrIncC m	MO	12.65	+.5	+.8	+1.3/C
OregonTxFrIncA1 m	SL	11.35	+.5	+.8	+1.6/B
OregonTxFrIncAd	SL	11.36	+.5	+.8	+1.7/B
OregonTxFrIncC m	SL	11.53	+.5	+.7	+1.0/D
PETxFrIncA1 m	MP	9.72	+.4	+.6	+1.6/C
PETxFrIncAdv	MP	9.74	+.5	+.7	+1.7/C
PETxFrIncC m	MP	9.85	+.4	+.6	+1.0/E
RisingDivsA m	LB	60.66	+7.4	+9.7	+14.6/C
RisingDivsAdv	LB	60.61	+7.4	+9.7	+14.9/C
RisingDivsC m	LB	59.50	+7.3	+9.6	+13.7/D
RisingDivsR b	LB	60.46	+7.4	+9.6	+14.3/D
RisingDivsR6	LB	60.61	+7.4	+9.7	+15.0/C
RlEsttSecA m	SR	21.12	+9.4	+13.2	+8.4/D
RlEsttSecAdv	SR	21.34	+9.4	+13.2	+8.7/D
RlEsttSecC m	SR	20.15	+9.3	+13.1	+7.6/E
RlRetA m	IP	9.80	+1.2	+2.5	+2.9/A
SelUSEqA m	LG	14.57	+8.9	+11.6	+13.1/E
SmCpGrA m	SG	20.40	+10.9	+18.5	+24.8/A
SmCpGrAdv	SG	22.20	+10.9	+18.5	+25.1/A
SmCpGrC m	SG	16.33	+10.8	+18.4	+23.9/B
SmCpGrR6	SG	22.53	+10.9	+18.6	+25.3/A
SmCpValA m	SV	45.80	+5.9	+11.2	+15.2/B
SmCpValAdv	SV	48.39	+6.0	+11.2	+15.5/B
SmCpValC m	SV	39.87	+5.9	+11.1	+14.4/B
SmCpValR b	SV	45.33	+5.9	+11.1	+14.9/B
SmMidCpGrA m	MG	34.35	+11.9	+16.2	+18.1/C
SmMidCpGrAdv	MG	37.96	+11.9	+16.3	+18.4/C
SmMidCpGrC m	MG	23.12	+11.9	+16.1	+17.3/D
SmMidCpGrR b	MG	31.12	+11.9	+16.2	+17.8/C
StratIncA m	MU	9.51	+1.4	+3.1	+5.5/C
StratIncAdv	MU	9.52	+1.5	+3.1	+5.8/C
StratIncC m	MU	9.51	+1.4	+3.0	+5.1/C
StratIncR b	MU	9.47	+1.4	+3.0	+5.3/C
TnsMnBdA1 m	SL	10.74	+.6	+.8	+1.1/D
TtlRetA m	CI	9.53	+1.6	+2.4	+2.5/C
TtlRetAdv	CI	9.58	+1.5	+2.4	+2.7/B
TtlRetC m	CI	9.46	+1.4	+2.3	+2.1/C
TtlRetR6	CI	9.59	+1.5	+2.4	+2.8/B
USGovtSecA1 m	GI	5.92	+.4	+.8	+.6/C
USGovtSecAdv	GI	5.94	+.4	+.8	+.7/B
USGovtSecC m	GI	5.88	+.4	+.7	+.1/D
USGovtSecR6	GI	5.94	+.5	+.8	+.9/B
UtlsA1 m	SU	19.35	+6.8	+6.7	+11.1/D
UtlsAdv	SU	19.50	+6.7	+6.7	+11.3/C
UtlsC m	SU	19.23	+6.7	+6.7	+10.5/D
UtlsR b	SU	19.26	+6.7	+6.6	+10.7/D
UtlsR6	SU	19.50	+6.7	+6.7	+11.4/C
VirginiaTFIncA1 m	SL	10.90	+.5	+.8	+1.3/C
VirginiaTFIncC m	SL	11.09	+.5	+.7	+.8/E
WldA m	WS	13.53	+4.9	+10.1	+12.5
WldAdv	WS	13.49	+4.8	+10.1	+12.8
WldC m	WS	13.05	+4.8	+10.0	+11.7

Frost Funds

Name	Obj	NAV	4-wk Rtn	YTD Rtn	3-yr Rtn/Rk
GrEqInstl	LG	12.54	+7.0	+11.5	+20.0/B
GrEqInv b	LG	12.36	+7.0	+11.4	+19.7/B
LowDurBdInstl	CS	10.21	+.3	+.4	+1.8/C
MuniBdInstl	MI	10.28	+.7	+1.0	+1.2/D
TtlRetBdInstl	CS	10.30	+.8	+1.3	+4.4/A
TtlRetBdInvs b	CS	10.29	+.8	+1.2	+4.1/A
ValEqInstl	LV	7.89	+5.2	+9.0	+10.6/E

FundX

Name	Obj	NAV	4-wk Rtn	YTD Rtn	3-yr Rtn/Rk
CnsrvUpgrader	TV	37.43	+4.3	+6.4	+9.6
FlexInc	MU	26.65	+.6	+1.3	+3.6
Upgrader	XM	56.52	+6.8	+10.1	+13.6

GE

Name	Obj	NAV	4-wk Rtn	YTD Rtn	3-yr Rtn/Rk
RSPInc	CI	11.28	+1.1	+1.6	+2.7/B
RSPUSEq	LB	50.55	+6.5	+9.8	+16.3/A

GMO

Name	Obj	NAV	4-wk Rtn	YTD Rtn	3-yr Rtn/Rk
AsstAllcBdIII	MU	21.53	+.2	+1.0	+1.6
AsstAllcBdVI	MU	21.59	+.2	+1.0	+1.7
CorPlusBdIII	CI	20.88	+.8	+1.1	+3.4
CorPlusBdIV	CI	20.94	+.9	+1.1	+3.4
EmCtyDbtIII m	EB	26.71	+3.3	+5.4	+9.6
EmCtyDbtIV m	EB	26.66	+3.3	+5.4	+9.6
EmMktsII m	EM	31.83	+4.5	+7.9	+16.2
EmMktsIII m	EM	31.92	+4.5	+7.9	+16.2
EmMktsIV m	EM	31.62	+4.5	+8.0	+16.2
EmMktsVI m	EM	31.59	+4.5	+7.9	+16.4
IntlEqIII	FV	19.87	+3.6	+8.1	+7.4/D
IntlEqIV	FV	19.84	+3.6	+8.2	+7.5/C
QualIII	LB	22.05	+7.1	+8.2	+17.3/A
QualIV	LB	22.08	+7.1	+8.2	+17.4/A
QualV	LB	22.09	+7.1	+8.2	+17.4/A
QualVI	LB	22.05	+7.1	+8.2	+17.4/A
USEqIII	LB	12.82	+7.6	+10.9	+13.6/D
USEqVI	LB	12.72	+7.7	+10.9	+13.7/D
USTrs	GS	5.00	+.2	+.3	+1.2/A

Gabelli

Name	Obj	NAV	4-wk Rtn	YTD Rtn	3-yr Rtn/Rk
ABCAAA d	NE	10.19	+.9	+1.6	+2.6/B
ABCAdv m	NE	10.08	+.8	+1.5	+2.3/C
AsstAAA m	LB	54.17	+5.9	+9.6	+13.8/D
EqIncAAA m	LB	17.84	+6.2	+10.1	+10.7/E
GoldAAA m	SP	12.54	+6.0	+7.2	+4.3/C
SmCpGrAAA m	SB	53.15	+7.0	+12.7	+13.7/D
SmCpGrI d	SB	54.42	+7.0	+12.8	+14.0/D
UtlsA m	SU	8.82	+5.2	+6.5	+9.9/E
UtlsAAA m	SU	8.66	+5.2	+6.5	+9.8/E
UtlsC m	SU	5.85	+5.2	+6.3	+9.0/E
Val25A m	MB	14.40	+5.8	+11.1	+12.1/D

Gamco

Name	Obj	NAV	4-wk Rtn	YTD Rtn	3-yr Rtn/Rk
GlbCont&CnctAAA m	SC	19.41	+2.2	+7.4	+6.2/E
GlbGrAAA m	WS	32.69	+7.1	+9.2	+15.7/A
GrAAA m	LG	60.60	+8.4	+10.9	+18.9/B

Gateway

Name	Obj	NAV	4-wk Rtn	YTD Rtn	3-yr Rtn/Rk
A m	XR	32.76	+2.0	+3.5	+6.1/C

George Putnam

Name	Obj	NAV	4-wk Rtn	YTD Rtn	3-yr Rtn/Rk
BalA m	MA	19.06	+4.4	+6.8	+11.1/A
BalC m	MA	18.90	+4.2	+6.7	+10.3/B
BalM m	MA	18.77	+4.3	+6.8	+10.6/A
BalY	MA	19.14	+4.4	+6.9	+11.4/A

Gerstein Fisher

Name	Obj	NAV	4-wk Rtn	YTD Rtn	3-yr Rtn/Rk
MltFctrGlRlEsSc d	GR	11.37	+6.4	+10.8	+9.8/C
MltFctrGrEq d	LG	21.42	+8.3	+12.0	+17.5/C
MltFctrIntlGrEq d	FG	14.09	+4.4	+7.8	+8.6/D

Glenmede

Name	Obj	NAV	4-wk Rtn	YTD Rtn	3-yr Rtn/Rk
CorFI	CI	10.76	+1.1	+1.3	+1.2/E
MuniInterm	MI	10.98	+.6	+1.1	+1.3/C
QuIntlEq	FB	13.60	+2.7	+7.9	+7.0/E
SmCpEqAdv	SB	24.33	+6.2	+13.9	+14.2/D
StratEq	LB	24.58	+7.5	+10.7	+16.9/A

Goldman Sachs

Name	Obj	NAV	4-wk Rtn	YTD Rtn	3-yr Rtn/Rk
BalStratA m	TV	10.83	+2.9	+4.9	+6.0/D
CorFIA m	CI	10.25	+1.3	+1.6	+1.8/D
CorFIInstl	CI	10.29	+1.4	+1.7	+2.1/C
CptlGrA m	LG	21.04	+7.3	+10.7	+18.0/C
CptlGrInstl	LG	24.17	+7.4	+10.8	+18.5/C
DynMuniIncA m	MI	15.78	+.6	+1.0	+3.2/A
DynMuniIncInstl	MI	15.77	+.6	+1.1	+3.5/A
EMEqA m	EM	18.87	+5.5	+8.8	+14.1/C
EMEqInstl	EM	20.20	+5.5	+8.9	+14.5/B
EnhIncInstl	UB	9.42	+.5	+.6	+1.8/B
EqGrStratA m	WS	17.74	+5.4	+9.1	+13.5/B
EqIncA m	LV	36.68	+5.6	+7.4	+11.7/D
GlbIncA m	IB	12.28	+1.4	+1.9	+2.2/D
GlbIncInstl	IB	12.26	+1.4	+1.9	+2.6/C
GovtIncA m	GI	14.41	+.5	+.5	+.4/D
GrIncStratA m	TV	13.04	+3.8	+6.4	+8.3/B
GrOppsA m	MG	16.26	+9.6	+13.5	+16.8/D
GrOppsC m	MG	9.14	+9.6	+13.4	+15.9/E
GrOppsInstl	MG	20.52	+9.7	+13.6	+17.2/D
GrStratA m	IH	14.80	+4.7	+7.8	+10.6/A
GrStratC m	IH	15.05	+4.6	+7.7	+9.7/A
HQIFltngRtIns	UB	8.71	+.2	+.5	+1.9/B
HYMuniA m	HM	9.68	+.7	+1.1	+5.6/A
HYMuniInstl d	HM	9.69	+.9	+1.2	+6.0/A
HighYieldA m	HY	6.25	+2.1	+5.8	+8.7/C
HighYieldInstl d	HY	6.26	+2.1	+5.8	+9.0/C
IncBldrA m	CA	22.12	+3.6	+6.2	+8.2/B
IntlEqInsA m	FB	11.70	+2.9	+6.8	+10.3/A
IntlEqInsIns	FB	12.02	+3.1	+7.0	+10.7/A
LgCpGrInsA m	LG	29.06	+8.1	+11.8	+18.3/C
LgCpGrInsC m	LG	25.75	+8.1	+11.7	+17.4/C
LgCpGrInsIns	LG	30.11	+8.2	+11.8	+18.7/B
LgCpValA m	LV	13.79	+5.8	+8.8	+10.6/E
LgCpValInsA m	LV	20.72	+6.3	+10.7	+15.8/A
LgCpValInsInstl	LV	20.70	+6.3	+10.8	+16.3/A
MidCpValA m	MB	30.10	+8.2	+12.3	+12.6/D
MidCpValInstl	MB	30.43	+8.3	+12.3	+13.1/C
ShrtDurGovtA m	GS	9.73	+.2	+.2	+.6/C
ShrtDurGovtIns	GS	9.70	+.2	+.2	+1.0/A
ShrtDurTxFrIns	MS	10.60	+.4	+.7	+1.5/A
SmCpEqInsA m	SB	24.51	+7.7	+14.0	+17.3/B
SmCpEqInsIns	SB	25.52	+7.8	+14.1	+17.7/A
SmCpValA m	SB	48.67	+8.2	+14.0	+15.5/C
SmCpValInstl	SB	53.05	+8.2	+14.1	+16.0/B
TechOppsA m	ST	20.78	+9.0	+12.5	+27.0/B
USEqInsightsA m	LB	46.48	+7.4	+11.4	+16.8/A
USEqInsightsIns	LB	47.94	+7.4	+11.4	+17.3/A
USTxMgdEqA m	LB	22.77	+7.4	+11.5	+15.0/C

GoodHaven

Name	Obj	NAV	4-wk Rtn	YTD Rtn	3-yr Rtn/Rk
GoodHaven d	MV	23.05	+4.8	+7.0	+8.3/E

Government Street

Name	Obj	NAV	4-wk Rtn	YTD Rtn	3-yr Rtn/Rk
Eq	LG	70.83	+5.2	+7.5	+12.7/E
MidCp	MB	26.29	+8.3	+11.6	+14.8/B

Green Century

Name	Obj	NAV	4-wk Rtn	YTD Rtn	3-yr Rtn/Rk
Bal d	MA	26.84	+4.9	+6.8	+10.5/A
Eq d	LG	42.19	+6.8	+10.1	+15.4/E

Greenspring

Name	Obj	NAV	4-wk Rtn	YTD Rtn	3-yr Rtn/Rk
Greenspring	MA	21.62	+4.2	+9.4	+10.8/A

Guggenheim

Name	Obj	NAV	4-wk Rtn	YTD Rtn	3-yr Rtn/Rk
HYA m	HY	10.64	+1.3	+3.2	+9.0/C
InvmGradeBdA m	CI	18.35	+.4	+.3	+4.0/A
LgCpValA m	LV	43.20	+6.0	+10.3	+15.1/A
MidCpValA m	SV	28.92	+5.8	+11.9	+15.2/B
MidCpValC m	SV	19.52	+5.7	+11.8	+14.3/B
StylPlsLgCrA m	LB	18.89	+6.5	+9.8	+15.7/B
StylPlsMdGrA m	MG	37.25	+10.7	+15.5	+17.9/C
WldEqIncA m	WS	14.52	+4.1	+6.5	+8.8/E

GuideMark

Name	Obj	NAV	4-wk Rtn	YTD Rtn	3-yr Rtn/Rk
CorFISvc b	CI	9.12	+1.2	+1.4	+1.3/E
EmMktsSvc b	EM	13.03	+4.6	+7.5	+15.1/B
LgCpCorSvc b	LB	18.01	+7.4	+11.4	+14.8/C
SmMidCpCorSvc b	SB	14.43	+8.1	+14.1	+16.8/B
WldexUSSvc b	FB	8.59	+3.1	+6.9	+9.3/C

GuideStone Funds

Name	Obj	NAV	4-wk Rtn	YTD Rtn	3-yr Rtn/Rk
AggresivAllcInv	WS	11.67	+5.4	+10.3	+14.4
BalAllcInv	CA	11.70	+3.1	+5.7	+8.3
CnsrvAllcInv	XY	11.24	+2.0	+3.4	+5.3
EqIdxInstl	LB	30.35	+6.2	+10.1	+16.5
EqIdxInv	LB	30.36	+6.2	+10.1	+16.1
ExtnddDrBdIns	CL	17.05	+1.3	+2.0	+5.4
ExtnddDrBdInv	CL	17.05	+1.3	+2.0	+5.2
GrAllcInv	AL	11.91	+4.4	+8.1	+11.5
GrEqInstl	LG	24.27	+7.2	+13.0	+20.3
GrEqInv	LG	24.12	+7.2	+13.0	+20.0
IntlEqInstl	FB	12.65	+3.1	+7.8	+11.3
IntlEqInv	FB	12.67	+3.0	+7.6	+11.0
LowDurBdInstl	CS	13.28	+.5	+.6	+1.8
LowDurBdInv	CS	13.28	+.5	+.6	+1.6
MediumDurBdIns	CI	14.44	+.9	+1.3	+2.6
MediumDurBdInv	CI	14.44	+.9	+1.2	+2.3
SmCpEqInstl	SB	15.04	+8.4	+15.3	+16.5
SmCpEqInv	SB	15.00	+8.3	+15.3	+16.2
ValEqInstl	LV	18.54	+6.1	+10.4	+13.1
ValEqInv	LV	18.55	+6.1	+10.4	+12.8

Guinness Atkinson

Name	Obj	NAV	4-wk Rtn	YTD Rtn	3-yr Rtn/Rk
ChinaHK d	CH	21.24	+11.4	+12.3	+18.5/B
GlbInvtrsInv	LB	39.50	+10.5	+13.2	+16.0/B

HSBC

Name	Obj	NAV	4-wk Rtn	YTD Rtn	3-yr Rtn/Rk
OppI	MG	12.16	+9.0	+14.3	+21.0/B

Hancock Horizon

Name	Obj	NAV	4-wk Rtn	YTD Rtn	3-yr Rtn/Rk
BrknrdSmCpInv	SB	48.50	+6.5	+14.7	+13.8

Harbor

Name	Obj	NAV	4-wk Rtn	YTD Rtn	3-yr Rtn/Rk
BdInstl	CI	11.29	+1.2	+1.4	+3.1/B
CnvrtSecInstl d	CV	10.33	+5.0	+7.8	+9.9/E
CptlApprecAdmin b	LG	68.45	+7.9	+12.7	+21.1/A
CptlApprecInstl	LG	69.83	+7.9	+12.7	+21.4/A
CptlApprecInv b	LG	66.96	+7.9	+12.7	+20.9/A
HYBdInstl d	HY	9.70	+2.0	+4.8	+8.3/D
IntlAdmin b	FB	36.35	+3.4	+7.2	+6.0/E
IntlGrInstl	FG	14.16	+5.4	+8.6	+10.1/C
IntlInstl	FB	36.16	+3.4	+7.2	+6.2/E
IntlInv b	FB	35.82	+3.4	+7.1	+5.8/E
LgCpValInstl	LB	14.51	+5.1	+9.7	+16.3/A
LgCpValInv b	LB	14.65	+5.1	+9.7	+15.8/B
MidCpGrInstl	MG	9.93	+13.0	+18.6	+24.6/A
MidCpValInstl	MV	20.29	+6.5	+13.4	+11.7/D
RlRetInstl	IP	8.94	+.9	+1.6	+2.7/A
SmCpGrInstl	SG	11.98	+11.1	+18.3	+19.8/C
SmCpValInstl	SB	31.63	+9.1	+15.1	+17.6/B
SmCpValInv b	SB	30.79	+9.0	+15.1	+17.1/B

Harding Loevner

Name	Obj	NAV	4-wk Rtn	YTD Rtn	3-yr Rtn/Rk
EmMktsAdv d	EM	52.90	+5.6	+10.9	+14.5
GlbEqAdv d	WS	32.56	+5.6	+10.3	+15.7
IntlEqInstl d	FG	20.89	+3.8	+8.2	+12.1

Hartford

Name	Obj	NAV	4-wk Rtn	YTD Rtn	3-yr Rtn/Rk
BalA m	MA	22.32	+4.1	+5.9	+8.8/D
BalC m	MA	22.32	+4.1	+5.8	+8.0/E
BalHLSIA	MA	29.34	+4.5	+6.8	+9.3/C
BalHLSIB b	MA	29.81	+4.5	+6.8	+9.0/C
BalIncA m	CA	13.66	+3.6	+5.2	+8.5/A
BalIncC m	CA	13.45	+3.6	+5.2	+7.7/B
BalIncI	CA	13.66	+3.6	+5.2	+8.7/A
BalIncR3 b	CA	13.71	+3.6	+5.2	+8.1/B
BalIncR4 b	CA	13.71	+3.5	+5.2	+8.4/A
CapAppHLSIA	LG	44.55	+7.5	+11.7	+15.6/D
CapAppHLSIB b	LG	43.86	+7.5	+11.7	+15.3/E
ChecksandBalsA m	MA	8.83	+4.7	+6.9	+10.9/A
ChecksandBalsC m	MA	8.76	+4.7	+6.8	+10.1/B
CnsrvAllcA m	CA	10.19	+2.8	+4.7	+6.7/D
CorEqA m	LB	29.50	+7.5	+9.9	+14.7/C
CorEqC m	LB	26.94	+7.4	+9.7	+13.8/D
CorEqY	LB	29.87	+7.5	+9.9	+15.1/C
CptlApprecA m	LB	33.48	+7.8	+11.2	+15.6/B
CptlApprecC m	LB	24.54	+7.7	+11.1	+14.7/C
CptlApprecI	LB	33.62	+7.8	+11.2	+15.9/B
CptlApprecR3 b	LB	37.49	+7.7	+11.1	+15.2/C

Continued on **next page**

Continued from **previous page**

Mutual Funds

Name	Obj	NAV	4-wk Rtn	YTD Rtn	3-yr Rtn/Rk
CptlApprecR4 b	LB	38.85	+7.8	+11.2	+15.6/B
CptlApprecY	LB	39.88	+7.8	+11.2	+16.0/B
DiscpEqHLSIA	LB	14.95	+7.6	+10.0	+15.0/C
DiscpEqHLSIB b	LB	14.78	+7.6	+10.0	+14.7/C
DivandGrA m	LV	23.43	+5.4	+8.1	+14.2/B
DivandGrC m	LV	22.55	+5.4	+8.0	+13.4/C
DivandGrHLSIA	LV	21.56	+5.6	+8.3	+14.8/A
DivandGrHLSIB b	LV	21.45	+5.6	+8.2	+14.5/A
DivandGrI	LV	23.31	+5.5	+8.1	+14.5/A
DivandGrR3 b	LV	23.77	+5.4	+8.0	+13.8/B
DivandGrR4 b	LV	23.95	+5.4	+8.0	+14.2/B
DivandGrR5	LV	24.06	+5.4	+8.1	+14.5/A
DivandGrY	LV	24.07	+5.5	+8.1	+14.6/A
EmMktsEqY	EM	8.83	+5.9	+8.3	+17.2/A
EmMktsLclDbtI	XP	5.71	+1.6	+4.6	+7.1/B
EmMktsLclDbtY	XP	5.67	+1.5	+4.4	+7.2/B
EqIncA m	LV	18.30	+5.3	+8.1	+12.7/C
EqIncC m	LV	18.19	+5.2	+8.0	+11.8/D
EqIncI	LV	18.19	+5.3	+8.1	+12.9/C
EqIncR3 b	LV	18.32	+5.2	+8.0	+12.2/D
EqIncR4 b	LV	18.35	+5.3	+8.1	+12.6/D
EqIncY	LV	18.50	+5.3	+8.1	+13.0/C
FltngRtA m	BL	8.40	+.6	+3.2	+6.7/B
FltngRtC m	BL	8.48	+.6	+3.1	+5.9/C
FltngRtHiIncA m	BL	9.66	+.7	+3.1	+7.9/A
FltngRtHiIncC m	BL	9.74	+.7	+2.9	+7.2/A
FltngRtHiIncI	BL	9.64	+.7	+3.2	+8.2/A
FltngRtI	BL	8.39	+.7	+3.2	+7.0/A
FltngRtY	BL	8.37	+.8	+3.2	+7.0/A
GlbAllAsstA m	IH	9.29	+3.0	+5.7	+8.8/B
GlbAllAsstC m	IH	9.18	+2.9	+5.5	+7.9/C
GlbGrHLSIA	WS	27.50	+8.3	+12.1	+18.4/A
GlbGrHLSIB b	WS	27.20	+8.3	+12.0	+18.1/A
GlbRlAsstI	IH	8.78	+2.3	+6.2	+9.3/B
GlbRlAsstY	IH	8.78	+2.3	+6.2	+9.4/B
GrAllcA m	AL	11.95	+5.2	+8.5	+11.6/B
GrAllcC m	AL	11.90	+5.1	+8.4	+10.8/D
GrOppsA m	LG	37.37	+10.4	+15.7	+21.4/A
GrOppsC m	LG	19.52	+10.3	+15.6	+20.5/B
GrOppsHLSIA	LG	39.15	+10.5	+15.9	+22.0/A
GrOppsHLSIB b	LG	37.28	+10.5	+15.8	+21.6/A
GrOppsI	LG	39.66	+10.4	+15.7	+21.7/A
GrOppsR4 b	LG	40.05	+10.4	+15.7	+21.4/A
GrOppsY	LG	43.11	+10.5	+15.8	+21.8/A
HCA m	SH	33.42	+6.6	+11.1	+13.4/C
HCC m	SH	26.63	+6.5	+11.0	+12.6/D
HCHLSIA	SH	22.86	+6.7	+11.2	+14.0/C
HCHLSIB b	SH	21.61	+6.6	+11.2	+13.7/C
HCI	SH	35.27	+6.6	+11.1	+13.8/C
HCY	SH	38.62	+6.6	+11.1	+13.9/C
HYA m	HY	7.18	+2.3	+5.7	+8.5/C
HYHLSIA	HY	7.87	+2.3	+5.6	+9.2/B
HYHLSIB b	HY	7.73	+2.4	+5.6	+8.8/C
InflPlusA m	IP	10.09	+.5	+1.2	+1.7/C
InflPlusC m	IP	9.73	+.4	+1.1	+1.0/E
InflPlusI	IP	10.27	+.5	+1.3	+2.0/B
InflPlusR3 b	IP	9.91	+.5	+1.2	+1.4/D
IntlGrA m	FG	13.07	+5.8	+8.3	+9.9/C
IntlOppsA m	FB	14.41	+5.3	+9.0	+7.7/D
IntlOppsC m	FB	12.58	+5.2	+8.9	+6.9/E
IntlOppsHLSIA	FB	15.17	+5.3	+9.1	+8.4/D
IntlOppsHLSIB b	FB	15.36	+5.2	+9.0	+8.1/D
IntlOppsI	FB	14.30	+5.2	+9.0	+8.0/D
IntlOppsR4 b	FB	14.92	+5.2	+9.0	+7.7/D
IntlOppsR5	FB	15.04	+5.2	+9.1	+8.0/D
IntlOppsY	FB	15.13	+5.3	+9.1	+8.1/D
IntlSmCoA m	FR	11.41	+4.6	+9.0	+5.8/E
IntlSmCoY	FR	11.64	+4.7	+9.2	+6.3/E
IntlValY	FV	14.28	+2.4	+6.5	+12.9/A
MidCpA m	MG	28.09	+9.2	+15.3	+18.6/C
MidCpC m	MG	19.39	+9.2	+15.2	+17.8/C
MidCpGroHLSIA	MG	8.32	+11.7	+16.0	+16.9/D
MidCpHLSIA	MG	38.98	+9.3	+15.4	+19.2/B
MidCpHLSIB b	MG	37.89	+9.3	+15.3	+18.9/B
MidCpI	MG	29.05	+9.3	+15.3	+18.9/B
MidCpR3 b	MG	31.54	+9.2	+15.2	+18.2/C
MidCpR4 b	MG	32.94	+9.2	+15.3	+18.6/C
MidCpR5	MG	33.99	+9.3	+15.3	+19.0/B
MidCpValA m	MB	13.38	+7.2	+13.5	+12.4/D
MidCpValHLSIA	MB	11.28	+7.2	+13.6	+12.8/D
MidCpValHLSIB b	MB	11.22	+7.3	+13.6	+12.6/D
MidCpY	MG	34.34	+9.3	+15.3	+19.1/B
ModAllcA m	MA	11.12	+4.1	+6.7	+9.3/C
ModAllcC m	MA	11.04	+4.1	+6.7	+8.5/D
MuniOppsA m	MI	8.55	+.7	+1.2	+2.0/A
MuniOppsC m	MI	8.56	+.6	+1.1	+1.2/D
MuniOppsI	MI	8.55	+.7	+1.2	+2.2/A
QualityValueA m	LV	18.86	+5.8	+9.3	+13.5/B
SchrEMEqA m	EM	15.11	+4.9	+8.6	+16.7/A
SchrEMEqI	EM	15.07	+4.8	+8.6	+16.9/A
SchrInStkI	FB	11.48	+4.2	+7.4	+10.8/A
SchrUSSCOpI	SB	25.03	+8.1	+13.8	+15.9/C
SchrUSSMCOpI	MB	14.47	+7.2	+12.4	+14.1/C
ShrtDurA m	CS	9.73	+.9	+1.5	+2.4/B
ShrtDurC m	CS	9.73	+.8	+1.4	+1.6/C
ShrtDurI	CS	9.72	+.9	+1.5	+2.6/A
SmCoA m	SG	19.20	+12.1	+18.4	+21.7/C
SmCoHLSIA	SG	21.75	+12.1	+18.3	+22.3/B
SmCoHLSIB b	SG	20.05	+12.1	+18.4	+22.0/C
SmCpGrA m	SG	43.73	+10.7	+17.6	+18.2/D
SmCpGrHLSIA	SG	31.46	+10.7	+17.6	+18.7/D
SmCpGrHLSIB b	SG	30.49	+10.6	+17.5	+18.4/D
SmCpGrI	SG	45.83	+10.7	+17.7	+18.5/D
SmCpGrY	SG	49.00	+10.7	+17.7	+18.6/D
SmCpValA m	SV	10.38	+7.5	+15.5	+15.7/B
StkHLSIA	LB	84.50	+6.3	+8.2	+13.6/D
StkHLSIB b	LB	84.48	+6.3	+8.2	+13.3/D
StratIncA m	MU	8.32	+1.2	+3.1	+7.2/A
StratIncC m	MU	8.36	+1.2	+2.9	+6.4/B
StratIncI	MU	8.35	+1.2	+3.1	+7.5/A
TtlRetBdA m	CI	10.09	+1.3	+1.8	+3.1/B
TtlRetBdHLSIA	CI	10.95	+1.3	+1.9	+3.6/A
TtlRetBdHLSIB b	CI	10.89	+1.3	+1.8	+3.3/A
TtlRetBdY	CI	10.18	+1.3	+1.8	+3.5/A
USGovtSecHLSIA	CI	10.10	+.4	+.5	+.8/E
USGovtSecHLSIB b	CI	10.09	+.4	+.5	+.6/E
UltrShrtBdHLSIA	UB	10.15	+.4	+.5	+1.3/D
UltrShrtBdHLSIB b	UB	10.14	+.4	+.5	+1.1/E
ValHLSIA	LV	14.05	+5.9	+9.7	+12.5/D
ValHLSIB b	LV	14.03	+5.8	+9.7	+12.2/D
WldBdA m	IB	10.48	...	+.6	+2.6/C
WldBdC m	IB	10.27	...	+.5	+1.9/D
WldBdI	IB	10.56	+.1	+.7	+2.9/C
WldBdY	IB	10.59	+.1	+.7	+3.0/C
Heartland					
SelValInv m	MV	24.97	+5.9	+10.1	+15.9/A
ValInv m	SV	37.92	+6.0	+12.5	+12.6/D
ValPlusInv m	SV	32.72	+6.7	+14.5	+15.1/B
Hennessy					
CrnrstnGrInv b	SB	19.81	+6.7	+14.2	+8.3/E
CrnrstnLgGrInv b	LV	9.87	+6.9	+10.8	+13.3/C
CrnrstnMC30Ins	MB	12.98	+6.5	+14.3	+7.7/E
CrnrstnMC30Inv b	MB	12.55	+6.5	+14.3	+7.3/E
CrnrstnValInv b	LV	16.60	+4.4	+8.3	+13.7/B
EqandIncInstl	MA	13.96	+3.9	+5.4	+8.9
EqandIncInv b	MA	14.81	+3.8	+5.3	+8.5
FocInstl	MG	75.02	+6.5	+11.8	+12.3/E
FocInv b	MG	72.88	+6.4	+11.8	+11.9/E
GasUtilityInv b	SU	27.42	+6.2	+7.8	+10.3/D
JapanInstl	JS	35.15	+2.7	+5.0	+17.7/A
JapanInv b	JS	34.14	+2.6	+4.9	+17.3/A
SmCpFinclInv b	SF	21.15	+7.4	+11.5	+11.6/E
TtlRetInv b	MA	13.48	+3.4	+4.3	+10.1/B
Highland					
FIA m	CI	12.70	+1.1	+1.9	+3.5/A
FIY	CI	12.69	+1.1	+1.9	+3.8/A
GlbAllcA m	IH	8.74	+2.2	+6.7	+19.3/A
PremGrEqA m	LG	14.91	+4.0	+4.6	+10.3/E
TtlRetA m	MA	21.44	+2.2	+5.8	+7.7/E
Hodges					
Retail m	MG	36.77	+12.1	+23.8	+15.6/E
SmCpRetail m	SB	18.59	+11.0	+19.6	+14.4/D
Homestead					
ShrtTrmBd	CS	5.18	+.4	+.5	+1.7/C
ShrtTrmGovtSec	GS	5.14	+.1	+.2	+.6/C
SmCoStk	SB	29.71	+8.0	+16.2	+8.6/E
StkIdx	LB	20.49	+6.5	+9.7	+15.4/B
Val	LV	50.62	+6.7	+8.5	+14.9/A
Hood River					
SmCpGrInstl d	SG	39.53	+10.6	+17.2	+21.6/C
Hotchkis & Wiley					
DiversValInstl	LV	17.90	+5.5	+13.1	+16.3/A
HYA m	HY	11.49	+2.0	+4.4	+9.8/B
HYI d	HY	11.56	+2.0	+4.4	+10.1/A
LgCpValA m	LV	31.43	+5.6	+13.1	+15.9/A
LgCpValI	LV	31.55	+5.7	+13.2	+16.2/A
MidCpValA m	MV	34.85	+7.7	+20.0	+14.1/B
MidCpValI	MV	35.44	+7.8	+20.1	+14.4/B
SmCpValA m	SV	54.42	+8.0	+16.1	+14.6/B
SmCpValI	SV	54.67	+8.1	+16.1	+14.8/B
ValOppsA m	XM	26.99	+6.4	+13.9	+16.3/A
ValOppsC m	XM	24.96	+6.3	+13.8	+15.4/A
ValOppsIns	XM	26.92	+6.4	+13.9	+16.6/A
Hundredfold					
SelAltSvc b	TV	21.40	+1.8	+4.2	+7.0
Hussman					
StratGr d	NE	6.51	-2.8	-3.4	-8.6/E
StratTtlRet d	TV	12.24	+1.6	+1.5	+2.4/E
ICM					
SmCo	SB	27.69	+7.3	+15.0	+17.6/B
ICON					
EmMktsS	EM	15.32	+4.2	+7.7	+9.5/E
EngyS	EE	10.33	+2.9	+12.3	+2.6/D
HCS	SH	17.15	+6.7	+9.2	+14.1/B
InfrmatnTechS	ST	13.86	+10.6	+14.9	+19.4/E
NatrlResS	SN	11.94	+3.5	+9.7	+13.7/A
INVESCO					
AmericanValA m	MV	32.86	+7.7	+14.9	+13.8/B
AsiaPacGrA m	PJ	31.88	+5.6	+8.9	+13.0/D
AsiaPacGrC m	PJ	29.25	+5.5	+8.8	+12.2/D
BalRkAllcA m	IH	10.57	+3.2	+4.9	+6.6/E
BalRkAllcC m	IH	10.02	+3.2	+4.8	+5.8/E
BalRkAllcR5	IH	10.76	+3.3	+4.9	+6.9/D
BalRkAllcY	IH	10.75	+3.3	+4.9	+6.9/D
CATxFrIncY	MC	11.70	+.5	+.7	+1.7/C
ChtrA m	LB	16.31	+7.2	+11.3	+10.6/E
ChtrC m	LB	15.18	+7.1	+11.1	+9.8/E
ComStkA m	LV	23.71	+4.6	+10.2	+15.3/A
ComStkC m	LV	23.69	+4.5	+10.0	+14.4/A
CorpBdA m	TW	7.02	+2.4	+3.6	+5.2/B
DivIncA m	LV	21.70	+4.1	+6.1	+7.6/E
DivIncInv b	LV	21.92	+4.1	+6.1	+7.6/E
DiversDivA m	LV	18.84	+5.4	+7.8	+8.7/E
DiversDivC m	LV	18.58	+5.3	+7.7	+7.9/E
DiversDivInv b	LV	18.83	+5.4	+7.8	+8.7/E
DvlpngMktsA m	EM	33.53	+5.9	+11.4	+14.5/B
EndeavorA m	MB	17.95	+7.1	+14.6	+15.0/B
EngyA m	EE	20.36	+3.0	+13.6	+3.0/D
EngyInv b	EE	20.27	+3.0	+13.6	+3.1/D
EqWtSP500A m	LB	58.05	+7.5	+12.3	+15.4/C
EqWtSP500C m	LB	55.54	+7.4	+12.2	+14.6/C
EqWtSP500Y	LB	58.61	+7.5	+12.3	+15.7/B
EqandIncA m	MA	9.88	+4.3	+8.3	+10.8/A
EqandIncC m	MA	9.68	+4.3	+8.2	+10.0/B
EuropeanGrA m	ES	35.53	+3.6	+7.6	+5.6/D
EuropeanGrC m	ES	33.15	+3.5	+7.5	+4.8/D
EuropeanGrInv b	ES	35.44	+3.6	+7.6	+5.6/D
EuropeanSmCoA m	ES	13.79	+.7	+4.2	+9.2/A
Exch	LV	579.47	+3.7	+6.3	+12.4/D

Name	Obj	NAV	4-wk Rtn	YTD Rtn	3-yr Rtn/Rk
FltngRtA m	BL	7.40	+.8	+3.0	+7.0/A
FltngRtC m	BL	7.36	+.7	+2.9	+6.4/B
GlbCorEqA m	WS	14.08	+6.3	+10.6	+11.0/D
GlbGrA m	WS	29.20	+7.0	+11.5	+9.0/E
GlbLwVlEqYldA m	WS	13.29	+5.1	+8.7	+8.1/E
GlbRlEsttA m	GR	12.59	+6.0	+10.2	+9.3/C
GlbSmMidCpGrA m	SW	16.74	+5.3	+10.9	+10.5/E
GldPrcMtlsA m	SP	3.51	+7.0	+6.4	+3.9/C
GldPrcMtlsInv b	SP	3.53	+7.0	+6.3	+3.9/D
GrAllcA m	AL	15.49	+4.7	+7.8	+10.3/D
GrAllcC m	AL	15.36	+4.6	+7.7	+9.5/E
GrandIncA m	LV	22.77	+5.6	+11.2	+14.3/B
GrandIncC m	LV	22.46	+5.5	+11.1	+13.5/C
HCA m	SH	36.05	+6.8	+9.4	+10.8/D
HCInv b	SH	36.06	+6.8	+9.4	+10.8/D
HYA m	HY	4.02	+2.3	+5.1	+7.9/D
HYInv b	HY	4.02	+2.3	+5.1	+7.9/D
HYMuniA m	HM	9.85	+.8	+1.0	+3.8/B
HYMuniC m	HM	9.81	+.7	+.9	+3.0/C
HYR5	HY	4.01	+2.3	+5.5	+8.2/D
IncomeA m	MU	8.49	+1.7	+2.6	+.2/E
IntermTrmMnIncA m	MI	11.01	+.6	+1.0	+1.7/B
IntlAllcA m	FB	10.92	+4.3	+8.4	+10.2/B
IntlGrA m	FG	30.52	+5.7	+9.0	+7.1/E
IntlGrC m	FG	27.90	+5.6	+8.9	+6.3/E
IntlGrR5	FG	31.02	+5.7	+9.1	+7.5/E
IntlSmCoA m	FQ	16.20	+2.0	+7.0	+11.4/B
LtdTrmMnIncA m	MS	11.24	+.6	+.8	+.8/C
LtdTrmMnIncA2 f	MS	11.24	+.5	+.8	+1.0/B
MidCpCorEqA m	MB	18.96	+6.9	+11.3	+11.1/E
MidCpCorEqC m	MB	10.29	+6.9	+11.2	+10.2/E
MidCpCorEqR b	MB	18.04	+6.9	+11.2	+10.8/E
MidCpGrA m	MG	35.85	+9.9	+14.5	+16.8/D
MidCpGrC m	MG	25.39	+9.8	+14.4	+16.0/E
ModAllcA m	MA	12.76	+3.8	+6.4	+8.6/D
ModAllcC m	MA	12.65	+3.8	+6.3	+7.8/E
MuniIncA m	ML	13.00	+.6	+.9	+2.0/C
NYTxFrIncA m	MY	15.15	+.6	+.8	+1.4/D
PETxFrIncA m	MP	15.93	+.5	+.8	+2.0/B
QualIncA m	CI	11.52	+.6	+.8	+1.2/E
RlEsttA m	SR	21.06	+8.8	+12.3	+10.5/B
RlEsttC m	SR	20.92	+8.7	+12.1	+9.7/C
SP500IdxA m	LB	29.40	+6.4	+9.7	+15.4/B
SP500IdxC m	LB	28.38	+6.4	+9.7	+14.6/C
SP500IdxY	LB	29.75	+6.5	+9.8	+15.7/B
SelCoA m	SB	17.77	+10.7	+16.9	+18.6/A
ShTBdA m	CS	8.47	+.8	+1.0	+2.1/B
ShTBdC b	CS	8.47	+.7	+.9	+1.8/C
ShrtDrInflPrtA m	IP	10.15	+.3	+.7	+1.0/E
SmCpDiscvA m	SG	9.07	+10.7	+17.6	+20.3/C
SmCpEqA m	SB	12.56	+7.4	+13.8	+11.8/E
SmCpGrA m	SG	35.92	+9.5	+15.8	+19.9/C
SmCpGrInv b	SG	37.93	+9.5	+15.8	+19.9/C
SmCpGrR b	SG	32.95	+9.5	+15.7	+19.6/D
SmCpGrR5	SG	41.07	+9.5	+15.9	+20.4/C
SmCpValA m	SV	13.47	+9.2	+21.0	+14.9/B
SummitP b	LG	19.45	+7.2	+12.3	+19.5/B
TechA m	ST	44.89	+6.6	+11.1	+21.6/E
TechInv b	ST	44.66	+6.6	+11.1	+21.8/E
TechSectA m	ST	22.47	+6.6	+11.1	+21.5/E
IVA					
IntlA m	FQ	15.30	+3.0	+6.1	+4.9/E
IntlI d	FQ	15.32	+3.0	+6.2	+5.2/E
WldwideA m	IH	16.87	+3.3	+6.2	+7.2/D
WldwideC m	IH	16.48	+3.2	+6.1	+6.4/E
WldwideI d	IH	16.92	+3.3	+6.2	+7.4/D
Intrepid					
CptlInv m	MA	10.71	+3.2	+5.8	+6.6/E
EnduranceInv m	SV	13.75	+2.2	+3.2	+3.4/E
361					
MgdFutsStratI	FF	11.26	-.4	-1.5	+.3/A
MgdFutsStratInv b	FF	11.06	-.4	-1.5	+.1/A
InvestEd					
Bal m	MA	9.96	+4.1	+6.2	+9.8/B
Cnsrv m	CA	10.63	+2.9	+4.3	+6.2/D
Gr m	AL	10.97	+4.9	+7.7	+12.5/A
IronBridge					
SMIDCp	MG	10.63	+9.4	+13.1	+15.7/E
SmCp	SG	12.89	+8.9	+13.4	+15.4/E
Ironclad Funds					
MgdRk d	XR	9.87	+1.5	+2.9	+4.7/D
Ivy					
AsstStratA m	IH	20.15	+4.0	+6.6	+6.4/E
AsstStratB m	IH	18.69	+3.9	+6.4	+5.6/E
AsstStratC m	IH	18.86	+3.9	+6.4	+5.7/E
AsstStratI	IH	20.45	+4.0	+6.6	+6.7/E
AsstStratR b	IH	19.87	+3.9	+6.5	+6.1/E
AsstStratY b	IH	20.21	+4.0	+6.5	+6.5/E
BalA m	MA	23.15	+4.8	+7.2	+8.7/D
BalB m	MA	22.85	+4.7	+7.1	+7.9/E
BalC m	MA	22.95	+4.8	+7.1	+8.0/E
CorEqA m	LG	13.05	+6.1	+8.3	+13.0/E
CorEqC m	LG	10.97	+6.1	+8.3	+12.1/E
EmMktsEqA m	EM	18.33	+5.2	+9.2	+16.4/A
EmMktsEqC m	EM	15.70	+5.1	+9.2	+15.5/B
EmMktsEqI	EM	18.93	+5.3	+9.4	+16.9/A
EmMktsEqY b	EM	18.69	+5.2	+9.3	+16.5/A
EngyA m	EE	9.46	+3.3	+16.8	+1.7/E
GlbBdA x	MU	9.60	+1.2	+2.0	+5.5/C
GlbBdI x	MU	9.60	+1.2	+2.0	+5.8/C
GlbGrA m	WS	41.67	+5.9	+9.2	+12.4/C
GlbGrI	WS	42.60	+5.9	+9.3	+12.7/C
HiIncA m	HY	7.14	+2.0	+4.7	+10.6/A
HiIncB m	HY	7.14	+2.0	+4.6	+9.8/B
HiIncC m	HY	7.14	+2.0	+4.6	+9.8/B
HiIncI	HY	7.14	+2.1	+4.7	+10.9/A
HiIncY b	HY	7.14	+2.0	+4.7	+10.6/A
IntlCorEqA m	FB	16.54	+4.7	+8.7	+8.9/C
IntlCorEqC m	FB	14.57	+4.6	+8.5	+8.2/D
IntlCorEqI	FB	16.64	+4.7	+8.7	+9.3/C
IntlCorEqY b	FB	16.66	+4.7	+8.7	+9.0/C
LgCpGrA m	LG	21.74	+8.2	+10.9	+18.9/B
LgCpGrC m	LG	17.52	+8.1	+10.7	+18.0/C
LgCpGrI	LG	23.03	+8.2	+10.9	+19.2/B
LtdTrmBdA m	CS	10.68	+.5	+.5	+1.4/C
LtdTrmBdC m	CS	10.68	+.4	+.4	+.7/E
LtdTrmBdI	CS	10.68	+.5	+.6	+1.7/C
MgdIntlOppsA m	FB	9.96	+4.0	+7.9	+9.4/C
MidCpGrA m	MG	24.40	+11.4	+17.0	+22.3/A
MidCpGrC m	MG	20.30	+11.4	+16.9	+21.4/A
MidCpGrI	MG	26.55	+11.5	+17.0	+22.7/A
MidCpGrR b	MG	23.67	+11.4	+16.9	+21.9/A
MidCpGrY b	MG	25.60	+11.4	+16.9	+22.3/A
MuniBdA m	MI	11.62	+.5	+.7	+1.4/C
MuniHiIncA m	HM	4.96	+.4	+.5	+2.2/E
MuniHiIncC m	HM	4.96	+.3	+.4	+1.5/E
MuniHiIncI	HM	4.96	+.4	+.5	+2.4/D
NaturalResA m	SN	13.38	+3.5	+12.0	+6.9/D
NaturalResI	SN	13.98	+3.6	+12.0	+7.5/D
PzenaIntlValA m	WS	14.73	+1.0	+5.7	+10.4/D
SciAndTechA m	ST	61.72	+10.5	+15.8	+22.3/D
SciAndTechC m	ST	51.57	+10.5	+15.7	+21.4/E
SciAndTechY b	ST	65.54	+10.5	+15.8	+22.4/D
SciandTechI	ST	68.84	+10.6	+15.9	+22.6/D
SciandTechR b	ST	59.75	+10.5	+15.8	+21.9/E
SecCrBdA m	CI	10.50	+1.3	+1.6	+3.0/B
SecReEsSecsA m	SR	23.78	+8.8	+11.6	+8.8/D
SecReEsSecsY b	SR	23.81	+8.8	+11.6	+9.0/D
SmCpGrA m	SG	17.12	+10.5	+17.0	+23.0/B
SmCpGrC m	SG	13.18	+10.4	+16.8	+22.1/C
SmCpGrInstl	SG	23.32	+10.5	+17.1	+23.3/B
SmCpGrY b	SG	21.81	+10.5	+17.0	+23.0/B
SmCpValA m	SB	16.49	+7.1	+12.1	+17.0/B
ValA m	LV	22.61	+5.4	+9.5	+12.3/D
JPMorgan					
CATaxFrBdA m	MF	10.71	+.4	+.8	+.9/D
CATaxFrBdC m	MF	10.62	+.4	+.7	+.5/E
CATaxFrBdI	MF	10.48	+.5	+.9	+1.1/D
CPBondA m	CI	8.12	+1.1	+1.5	+2.6/B
CPBondC m	CI	8.17	+1.2	+1.4	+2.0/D
CPBondI	CI	8.12	+1.2	+1.5	+2.9/B
CPBondR6	CI	8.12	+1.1	+1.5	+2.9/B
CoreBondA m	CI	11.36	+.9	+.9	+1.5/E
CoreBondC m	CI	11.44	+.8	+.9	+.9/E
CoreBondI	CI	11.36	+1.0	+1.0	+1.8/D
CoreBondR5	CI	11.34	+.9	+1.0	+1.8/D
CoreBondR6	CI	11.37	+.9	+1.0	+1.9/D
DiversifiedA m	MA	15.71	+4.1	+7.1	+9.8/B
DiversifiedI	MA	15.81	+4.1	+7.1	+10.0/B
DiversifiedL	MA	15.79	+4.2	+7.2	+10.3/B
EmMktsDebtI	EB	7.87	+3.1	+4.9	+6.2/C
EmMktsEqA m	EM	26.71	+6.0	+10.1	+17.4/A
EmMktsEqC m	EM	25.92	+6.0	+10.0	+16.9/A
EmMktsEqI	EM	27.31	+6.1	+10.1	+17.7/A
EmMktsEqL	EM	27.50	+6.1	+10.1	+17.9/A
EqIncA m	LV	16.75	+5.7	+7.6	+13.7/B
EqIncI	LV	17.05	+5.8	+7.6	+14.0/B
EquityIndexA m	LB	41.97	+6.5	+9.8	+15.6/B
EquityIndexC m	LB	41.52	+6.4	+9.7	+14.8/C
EquityIndexI	LB	42.05	+6.5	+9.8	+15.9/B
EurpDnycA m	ES	22.44	+3.3	+6.5	+5.2/D
EurpDnycI	ES	22.86	+3.3	+6.5	+5.5/D
EurpDnycL	ES	23.12	+3.3	+6.5	+5.6/D
GovernmentBondI	GI	10.34	+.5	+.5	+.9/B
GrowthAdvtgA m	LG	20.11	+8.6	+13.7	+22.3/A
GrowthAdvtgI	LG	20.78	+8.6	+13.7	+22.6/A
GrowthAndIncA m	LV	47.34	+5.8	+8.6	+14.0/B
HighYieldA m	HY	7.09	+2.3	+5.5	+8.9/C
HighYieldC m	HY	7.10	+2.3	+5.4	+8.3/D
HighYieldI	HY	7.13	+2.3	+5.5	+9.1/B
HighYieldR5	HY	7.14	+2.3	+5.5	+9.2/B
HighYieldR6	HY	7.13	+2.3	+5.5	+9.3/B
IntermTxFrBdA m	MI	10.90	+.6	+1.0	+.8/E
IntermTxFrBdC m	MI	10.63	+.6	+.9	+.3/E
IntermTxFrBdI	MI	10.71	+.7	+1.1	+1.1/D
IntlAdvgA m	FB	19.06	+3.0	+7.4	+7.7/D
IntlAdvgI	FB	19.81	+3.1	+7.4	+8.0/D
IntlEqA m	FB	15.38	+4.8	+7.6	+9.9/B
IntlEqI	FB	15.62	+4.8	+7.6	+10.2/B
IntlRsrchEnhEqA m	FB	16.43	+2.9	+6.5	+9.0/C
IntlRsrchEnhEqI	FB	16.62	+3.0	+6.5	+9.2/C
IntlValueA m	FV	11.81	+1.7	+5.9	+7.6/C
IntlValueI	FV	12.09	+1.7	+5.9	+7.9/C
IntlValueL	FV	12.01	+1.7	+5.9	+8.0/C
IntrepidAmrA m	LB	35.76	+7.4	+11.7	+15.6/B
IntrepidAmrI	LB	36.87	+7.3	+11.7	+15.9/B
IntrepidGrR5	LG	54.12	+8.0	+12.4	+19.3/B
IntrepidGrowthA m	LG	54.00	+8.0	+12.3	+18.8/B
IntrepidGrowthI	LG	54.89	+8.0	+12.3	+19.1/B
IntrepidMidCapA m	MB	17.89	+7.8	+13.2	+13.5/C
IntrepidMidCapC m	MB	14.39	+7.8	+13.1	+12.8/D
IntrepidMidCapI	MB	19.09	+7.9	+13.2	+13.7/C
IntrepidValueA m	LV	30.72	+6.6	+11.5	+14.9/A
IntrepidValueI	LV	30.92	+6.7	+11.5	+15.2/A
IntrepidValueR5	LV	31.03	+6.7	+11.5	+15.4/A
InvCnsrvGrA m	CA	12.14	+2.4	+3.9	+6.1/D
InvCnsrvGrC m	CA	12.08	+2.4	+3.9	+5.5/E
InvCnsrvGrI	CA	12.22	+2.5	+4.0	+6.4/D
InvGrIncA m	AL	16.15	+4.5	+7.5	+11.1/C
InvGrIncC m	AL	15.64	+4.5	+7.5	+10.5/D
InvGrIncI	AL	15.87	+4.5	+7.5	+11.3/C
InvestorBalA m	MA	14.39	+3.5	+5.8	+8.8/D
InvestorBalC m	MA	14.14	+3.5	+5.8	+8.1/D
InvestorBalI	MA	14.42	+3.5	+5.9	+9.0/C
InvestorGrowthA m	XM	19.08	+5.6	+9.5	+13.5/B
InvestorGrowthC m	XM	17.69	+5.5	+9.4	+12.9/C
InvestorGrowthI	XM	19.52	+5.6	+9.5	+13.8/B
LCapGrA m	LG	37.17	+8.4	+13.8	+21.7/A
LCapGrI	LG	37.65	+8.4	+13.8	+21.9/A
LargeCapValueA m	LV	13.87	+6.1	+12.4	+14.9/A
LargeCapValueI	LV	13.63	+6.2	+12.5	+15.1/A

Name	Obj	NAV	4-wk Rtn	YTD Rtn	3-yr Rtn/Rk
LtdDurBdA m	CS	10.00	+.3	+.4	+1.5/C
LtdDurBdI	CS	10.00	+.3	+.4	+1.8/C
LtdDurBdR6	CS	10.02	+.4	+.4	+2.0/B
MCapValA m	MB	36.31	+7.8	+12.6	+11.9/D
MCapValC m	MB	34.86	+7.8	+12.5	+11.3/E
MCapValI	MB	36.72	+7.9	+12.7	+12.2/D
MCapValL	MB	37.17	+7.9	+12.7	+12.5/D
MidCapEquityI	MG	47.71	+9.7	+14.9	+16.5/D
MidCapGrowthA m	MG	29.83	+11.5	+17.0	+20.0/B
MidCapGrowthC m	MG	23.00	+11.4	+16.9	+19.4/B
MidCapGrowthI	MG	34.72	+11.5	+17.1	+20.4/B
MktExpnEnhIdxA m	SB	9.76	+7.7	+14.0	+15.1/C
MktExpnEnhIdxI	SB	9.94	+7.8	+14.1	+15.4/C
MortgBackedScA m	CI	11.33	+.6	+.7	+1.8/D
MortgBackedScI	CI	11.04	+.6	+.7	+2.0/D
MortgBackedScR6	CI	11.03	+.6	+.6	+2.1/C
MunicipalIncA m	MI	9.56	+.7	+1.1	+1.1/D
MunicipalIncI	MI	9.49	+.7	+1.2	+1.3/C
NYTxFrBdA m	MN	6.71	+.5	+.8	+.7/D
NYTxFrBdC m	MN	6.71	+.5	+.9	+.2/E
NYTxFrBdI	MN	6.75	+.7	+1.0	+1.0/C
RealtyIncomeL	SR	13.70	+9.3	+13.5	+8.6/D
RsrchMktNetrlL	NE	15.17	-.5	-1.1	+3.0/B
ScapEqA m	SB	46.95	+7.3	+12.2	+16.4/B
ScapEqC m	SB	34.06	+7.2	+12.2	+15.8/C
ScapEqI	SB	54.68	+7.3	+12.3	+16.7/B
ScapEqR5	SB	54.80	+7.3	+12.3	+17.0/B
ShDurBdA m	CS	10.73	+.4	+.5	+.8/E
ShDurBdI	CS	10.74	+.5	+.5	+1.0/D
ShDurBdR6	CS	10.74	+.5	+.6	+1.3/D
SmCpBldA m	SG	18.99	+9.6	+15.6	+30.2/A
SmCpBldC m	SG	12.40	+9.4	+15.6	+29.6/A
SmCpBldI	SG	22.78	+9.6	+15.6	+30.5/A
SmallCapCoreR5	SB	50.19	+8.1	+15.9	+19.0/A
SmallCapGrowthA m	SG	15.93	+11.7	+18.7	+30.6/A
SmallCapGrowthI	SG	17.84	+11.8	+18.9	+30.9/A
SmallCapGrowthL	SG	18.45	+11.8	+18.8	+31.1/A
SmallCapValueA m	SV	24.26	+6.6	+13.5	+12.9/D
SmallCapValueI	SV	25.97	+6.6	+13.5	+13.2/D
SmallCapValueR5	SV	26.00	+6.6	+13.5	+13.3/D
SmallCapValueR6	SV	26.04	+6.6	+13.6	+13.4/C
SmtRetr2020A m	TE	18.46	+3.1	+5.1	+8.3/C
SmtRetr2020I	TE	18.52	+3.0	+5.0	+8.4/C
SmtRetr2020R5	TE	18.55	+3.1	+5.1	+8.5/C
SmtRetr2030A m	TH	19.92	+4.3	+7.1	+10.8/C
SmtRetr2030I	TH	19.98	+4.3	+7.1	+10.9/C
SmtRetr2030R5	TH	20.03	+4.3	+7.1	+11.1/C
SmtRetr2040A m	TJ	20.82	+5.0	+8.4	+12.3/C
SmtRetr2040I	TJ	20.89	+5.0	+8.4	+12.4/C
SmtRetr2040R5	TJ	20.95	+5.1	+8.4	+12.6/B
SmtRetrIncI	RI	17.49	+2.6	+4.3	+6.6/B
SmtRetrIncR5	RI	17.53	+2.6	+4.3	+6.8/A
TaxAwareEqI	LB	33.33	+6.0	+8.9	+16.8/A
TaxAwrRlRetI	MS	9.25	+.5	+1.4	+1.8/A
TaxFreeBondA m	ML	11.77	+.4	+.7	+1.5/D
TaxFreeBondI	ML	11.72	+.5	+.7	+1.7/D
USEquityA m	LB	14.88	+6.2	+10.9	+16.2/A
USEquityC m	LB	14.36	+6.2	+10.8	+15.6/B
USEquityI	LB	14.93	+6.3	+10.9	+16.4/A
USEquityL	LB	14.96	+6.3	+11.0	+16.6/A
USEquityR5	LB	14.96	+6.2	+10.9	+16.6/A
USLCpCrPlsA m	LB	25.70	+6.0	+9.7	+15.6/B
USLCpCrPlsC m	LB	24.23	+6.0	+9.7	+15.0/C
USLCpCrPlsI	LB	26.08	+6.1	+9.8	+15.9/B
USLCpCrPlsR5	LB	26.21	+6.1	+9.8	+16.0/B
USRsrchEnhEqI	LB	25.93	+6.3	+10.0	+15.9/B
USRsrchEnhEqL	LB	25.89	+6.3	+10.0	+15.9/B
USRsrchEnhEqR6	LB	25.90	+6.2	+10.0	+16.0/B
USSmallCompI	SB	16.73	+7.0	+14.0	+14.6/C
USSmallCompL	SB	16.71	+7.0	+14.1	+14.8/C
ValueAdvtgA m	LV	33.42	+5.8	+9.9	+13.4/C
ValueAdvtgC m	LV	33.32	+5.7	+9.8	+12.9/C
ValueAdvtgI	LV	33.58	+5.8	+9.9	+13.7/B
ValueAdvtgL	LV	33.58	+5.8	+9.9	+13.9/B
Jacob					
InternetInv m	ST	4.82	+7.8	+15.6	+27.2/B
James Advantage					
BalGldRnR b	CA	20.33	+2.7	+4.8	+2.6/E
Janus Henderson					
BalancedC m	MA	32.34	+3.9	+5.7	+11.3
BalancedS b	MA	32.66	+3.9	+5.8	+11.9
BalancedT	MA	32.72	+4.3	+5.8	+12.2/A
ContrarianT	MB	19.15	+8.8	+14.9	+13.3/C
EnterpriseS b	MG	121.77	+8.9	+14.2	+20.7
EnterpriseT	MG	124.78	+10.1	+14.6	+21.1/A
EuropeanFocusA m	ES	26.82	+4.8	+11.7	+.8
EuropeanFocusC m	ES	25.43	+4.7	+11.5	...
FlexibleBondT	CI	10.02	+.9	+1.3	+1.7/D
FortyA m	LG	32.95	+7.9	+12.0	+20.2/B
FortyS b	LG	31.60	+7.9	+12.0	+20.0/B
GlobalEqIncA m	FV	6.73	+3.7	+7.3	+6.9
GlobalEqIncC m	FV	6.68	+3.7	+7.4	+6.2
GlobalLifeSciT	SH	55.60	+5.8	+10.7	+14.5/B
GlobalResearchS b	WS	76.65	+6.2	+10.2	+14.9
GlobalResearchT	WS	75.48	+6.8	+10.1	+15.2/A
GlobalSelectT	WS	14.14	+4.9	+8.7	+15.8/A
GlobalTechT	ST	33.38	+11.0	+15.1	+31.5/A
GrowthAndIncT	LB	53.89	+5.6	+7.7	+17.0/A
High-YieldT	HY	8.10	+2.2	+4.9	+7.8/D
MidCapValueS b	MV	14.49	+7.8	+13.3	+12.9
MidCapValueT	MV	14.30	+7.5	+12.7	+12.9/D
OverseasS b	FB	29.42	+3.4	+7.3	+10.6
OverseasT	FB	29.41	+4.3	+7.5	+10.9/A
ResearchT	LG	45.57	+8.8	+12.0	+16.6/D
Short-TermBondT	CS	2.99	+.5	+1.0	+1.4/D
SmallCapValueL	SV	21.12	+6.7	+11.2	+14.3/C
SmallCapValueT	SV	20.47	+6.7	+11.2	+14.0/C
VITBalInstl	MA	35.69	+4.3	+5.7	+12.3/A
VITEntrprsInstl	MG	76.84	+10.2	+14.7	+21.9/A
VITFlexBdInstl	CI	11.35	+.9	+1.2	+1.7/D
VITFortyInstl	LG	39.54	+8.0	+12.3	+21.0/A
VITGlRsrchInstl	WS	51.92	+6.9	+10.2	+15.4/A
VITOvrsInstl	FB	28.70	+4.1	+7.5	+11.2/A
VITRsrchInstl	LG	37.75	+8.8	+12.0	+16.7/D
VentureT	SG	74.90	+10.4	+15.9	+19.7/D
Jensen					
QualGrI	LG	47.52	+8.2	+9.3	+17.4/C
QualGrJ b	LG	47.50	+8.2	+9.3	+17.1/D
John Hancock					
AbsRetCcyI	CR	9.22	+.2	+1.0	+.4/C
BalA m	MA	19.33	+4.8	+7.2	+10.2/B
BalC m	MA	19.30	+4.7	+7.2	+9.4/C
BalI	MA	19.31	+4.8	+7.2	+10.5/A
BdA m	CI	15.41	+1.3	+2.0	+3.3/A
BdC m	CI	15.41	+1.2	+1.9	+2.6/B
BdI	CI	15.41	+1.3	+2.0	+3.7/A
BdR6	CI	15.44	+1.4	+2.0	+3.8/A
CATxFrIncA m	MC	10.63	+.5	+.8	+1.9/C
ClassicValA m	LV	30.78	+4.6	+12.3	+15.0/A
ClassicValI	LV	30.81	+4.5	+12.4	+15.3/A
CorBd1 b	CI	12.68	+1.0	+1.1	+1.6/D
CptlAprc1 b	LG	14.73	+7.9	+12.7	+21.3/A
CptlAprcNAV	LG	14.78	+8.0	+12.8	+21.4/A
DiscpValA m	LV	20.24	+5.5	+9.2	+14.0/B
DiscpValC m	LV	18.99	+5.5	+9.1	+13.1/C
DiscpValI	LV	19.56	+5.6	+9.2	+14.3/B
DiscpValI2	LV	19.56	+5.6	+9.2	+14.3/B
DiscpValMCA m	MB	19.02	+8.1	+13.1	+13.5/C
DiscpValMCC m	MB	19.09	+8.0	+13.1	+12.7/D
DiscpValMCI	MB	19.85	+8.1	+13.2	+13.8/C
DiscpValMCR2 b	MB	19.79	+8.1	+13.2	+13.4/C
DiscpValMCR6	MB	19.83	+8.1	+13.2	+13.9/C
DiscpValR4 b	LV	19.57	+5.5	+9.1	+14.1/B
DiscpValR5	LV	19.59	+5.5	+9.2	+14.3/A
DiscpValR6	LV	19.59	+5.5	+9.2	+14.4/A
EmMktsA m	EM	10.71	+3.8	+6.6	+13.3/C
EmMktsI	EM	10.69	+3.8	+6.6	+13.7/C
EmMktsNAV	EM	10.69	+3.9	+6.7	+13.8/C
EqInc1 b	LV	17.63	+4.8	+8.5	+13.8/B
FdmtlLgCpCorA m	LB	41.86	+6.6	+13.1	+14.5/C
FdmtlLgCpCorC m	LB	36.57	+6.6	+13.0	+13.6/D
FdmtlLgCpCorI	LB	43.92	+6.7	+13.1	+14.7/C
FinclIndsA m	SF	17.72	+6.8	+12.5	+15.9/B
FltngRtIncA m	BL	8.25	+.9	+3.4	+6.3/B
FltngRtIncC m	BL	8.29	+.9	+3.4	+5.5/C
FltngRtIncI	BL	8.25	+.9	+3.4	+6.6/B
GlbAbsRetStrA m	AM	10.11	+1.9	+2.3	+.6/D
GlbAbsRetStrC m	AM	9.90	+1.9	+2.3	-.1/E
GlbAbsRetStrI	AM	10.22	+1.9	+2.4	+.9/D
GlbAbsRetStrR6	AM	10.25	+2.0	+2.4	+1.0/D
GlbBd1 b	IB	12.57	+.2	+1.0	+2.6/C
GlbholderYldA m	WS	10.67	+3.6	+6.2	+7.5/E
GlbholderYldC m	WS	10.68	+3.5	+6.1	+6.7/E
GlbholderYldI	WS	10.71	+3.6	+6.1	+7.8/E
GovtIncA m	GI	9.09	+.4	+.4	+.3/D
HY1 b	HY	7.88	+2.2	+5.9	+10.8/A
HYA m	HY	3.36	+2.3	+5.4	+9.5/B
HYC m	HY	3.36	+2.3	+5.3	+8.7/C
HYI	HY	3.35	+2.0	+5.1	+9.8/B
HYMuniBdA m	HM	7.80	+.7	+1.0	+2.7/D
IncA m	MU	6.19	+1.3	+2.6	+2.2/E
IncC m	MU	6.19	+1.2	+2.5	+1.5/E
IncI	MU	6.18	+1.3	+2.6	+2.5/E
IntlGrA m	FG	25.32	+5.6	+7.0	+10.6/B
IntlGrI	FG	25.37	+5.7	+7.1	+10.9/B
IntlSmCp1 b	FA	16.95	+4.4	+9.6	+10.2/C
IntlVal1 b	FV	15.31	+3.9	+7.6	+11.2/A
IntlValNAV	FV	15.26	+4.0	+7.5	+11.2/A
InvmGradeBdA m	CI	10.21	+1.0	+1.3	+2.2/C
MidCpStk1 b	MG	20.34	+12.4	+17.9	+22.9/A
MlMg2010Lftm1 b	TA	8.41	+2.8	+4.9	+7.9/A
MlMg2010LftmA m	TA	8.42	+2.8	+4.9	+7.5/B
MlMg2015Lftm1 b	TD	8.66	+3.1	+5.4	+8.7/A
MlMg2015LftmA m	TD	8.68	+3.1	+5.3	+8.3/B
MlMg2020Lftm1 b	TE	9.41	+3.6	+6.2	+9.9/A
MlMg2020LftmA m	TE	9.44	+3.6	+6.2	+9.5/A
MlMg2025Lftm1 b	TG	9.93	+4.1	+7.0	+11.1/A
MlMg2025LftmA m	TG	9.99	+4.2	+7.1	+10.7/A
MlMg2030Lftm1 b	TH	10.17	+4.7	+8.0	+12.3/A
MlMg2030LftmA m	TH	10.21	+4.6	+7.8	+11.9/A
MlMg2035Lftm1 b	TI	10.54	+5.2	+8.7	+13.0/A
MlMg2035LftmA m	TI	10.48	+5.1	+8.6	+12.6/B
MlMg2040Lftm1 b	TJ	10.57	+5.4	+9.2	+13.5/A
MlMg2040LftmA m	TJ	10.53	+5.4	+9.1	+13.1/B
MlMg2045Lftm1 b	TK	10.40	+5.6	+9.4	+13.6/A
MlMg2045LftmA m	TK	10.34	+5.5	+9.3	+13.1/B
MlMg2050Lftm1 b	TN	11.25	+5.5	+9.3	+13.6/A
MltIdx2020Prs1 b	TE	11.00	+1.8	+2.6	+5.0/E
MltIdx2025Prs1 b	TG	11.91	+2.7	+4.1	+7.5/E
MltIdx2030Prs1 b	TH	12.47	+3.5	+5.6	+9.8/D
MltIdx2035Prs1 b	TI	12.76	+4.2	+6.9	+11.3/D
MltIdx2040Prs1 b	TJ	12.93	+4.5	+7.5	+12.1/C
MltIdx2045Prs1 b	TK	13.07	+4.7	+7.8	+12.5/D
MltIdx2050Prs1 b	TN	11.60	+4.8	+7.9	+12.5/D
MltIdxIncPrs1 b	RI	10.85	+1.6	+2.1	+3.4/E
MltMgLsAgr1 b	XM	14.32	+6.0	+10.0	+14.0/A
MltMgLsAgrA m	XM	14.40	+6.0	+9.9	+13.6/B
MltMgLsAgrC m	XM	14.44	+5.9	+9.8	+12.8/C
MltMgLsBl1 m	MA	13.96	+4.1	+6.9	+9.7/C
MltMgLsBl5	MA	13.87	+4.1	+6.9	+10.1/B
MltMgLsBlA b	MA	13.86	+4.1	+6.9	+10.1/B
MltMgLsBlC m	MA	13.95	+4.0	+6.8	+8.9/D
MltMgLsBlR6	MA	13.87	+4.1	+6.9	+10.1/B
MltMgLsCns1 b	XY	12.50	+2.0	+3.6	+5.3/C
MltMgLsCnsA m	XY	12.52	+2.0	+3.5	+4.9/D
MltMgLsCnsC m	XY	12.52	+2.0	+3.5	+4.2/E
MltmgLsMd1 b	CA	12.86	+3.0	+5.2	+7.6/B
MltmgLsMd5	CA	12.85	+3.0	+5.2	+7.7/B
MltmgLsMdA m	CA	12.90	+3.0	+5.1	+7.3/C
MltmgLsMdC m	CA	12.89	+3.0	+5.1	+6.5/D
MltmgrLsGr1 b	AL	14.27	+5.0	+8.4	+12.0/B
MltmgrLsGr5	AL	14.25	+5.1	+8.5	+12.1/B

Name	Obj	NAV	4-wk Rtn	YTD Rtn	3-yr Rtn/Rk
MltmgrLsGrA m	AL	14.35	+5.1	+8.5	+11.6/B
MltmgrLsGrC m	AL	14.37	+5.0	+8.4	+10.8/D
NewOpps1 b	SB	23.44	+8.1	+16.3	+16.0/B
RegionalBankA m	SF	25.70	+7.6	+14.8	+18.3/A
RegionalBankC m	SF	24.39	+7.6	+14.7	+17.5/A
RlEsttSec1 b	SR	12.87	+9.0	+12.5	+10.0/C
RlRetBd1 b	IP	10.74	+.8	+1.6	+2.2/B
SmCoVal1 b	SB	24.95	+7.5	+13.3	+16.7/B
StratIncOppsA m	MU	10.24	+1.5	+3.5	+2.9/E
StratIncOppsC m	MU	10.24	+1.4	+3.4	+2.2/E
StratIncOppsI	MU	10.24	+1.5	+3.6	+3.2/E
TtlRetNAV	CI	13.13	+1.1	+1.5	+2.7/B
TxFrBdA m	ML	9.54	+.6	+1.0	+1.6/D
USGlbLdrsGrA m	LG	46.26	+8.4	+11.3	+18.2/C
USGlbLdrsGrC m	LG	38.01	+8.4	+11.1	+17.3/D
USGlbLdrsGrI	LG	50.12	+8.4	+11.3	+18.5/C
USGr1 b	LG	11.39	+9.1	+11.9	+20.1/B
USGrA m	LG	11.40	+9.1	+11.9	+19.7/B
USGrI	LG	11.39	+9.1	+11.9	+20.0/B
USHYBd1 b	HY	10.96	+2.0	+4.7	+9.8/B
sBlueChipGr1 b	LG	38.46	+8.0	+12.5	+22.6/A
KL					
AllcInstl	IH	13.02	+3.1	+4.2	+4.2/E
Keeley					
SmCpDivValI	SV	16.30	+8.1	+15.2	+14.1/C
SmCpValA m	SB	27.30	+9.1	+16.3	+10.2/E
SmCpValI	SB	27.68	+9.1	+16.4	+10.4/E
Kellner					
SmMidCpValI	SB	12.11	+7.4	+14.8	+15.6/C
Kempner					
MlCpDepValIns	LV	10.36	+4.4	+10.8	+13.8/B
Kinetics					
InternetNoLoad d	LG	29.90	+5.6	+10.0	+12.9/E
ParadigmInstl d	MG	49.56	+10.3	+18.9	+26.3/A
ParadigmNoLoad d	MG	49.10	+10.3	+18.8	+26.1/A
SmCptlOppsNLd d	SB	59.61	+7.2	+16.0	+28.3
Kirr Marbach					
PtnrsVal m	MG	20.91	+6.5	+14.1	+10.4/E
LKCM					
AqnsCthlcEq m	LG	14.39	+8.0	+12.4	+15.2/E
EqInstl d	LG	25.80	+6.6	+10.5	+16.7/D
FI d	TW	10.63	+1.0	+1.5	+2.4/E
SmCptlEqIns d	SG	16.76	+10.6	+16.5	+18.3/D
LSV					
ValEq	LV	25.70	+5.7	+11.6	+14.0/B
Laudus					
IntlMktMtrsInv	FG	21.01	+4.1	+8.2	+10.1/C
IntlMktMtrsSel	FG	20.96	+4.1	+8.2	+10.3/C
SCMktMtrsInv	SB	15.16	+3.7	+10.3	+12.5/E
USLgCpGr	LG	20.45	+8.0	+12.3	+21.4/A
Lazard					
DevMEqIns	EM	12.61	+6.1	+10.4	+17.5/A
EMDbtInstl	EB	7.68	+2.2	+5.1	+6.1/D
EMEqBlndInstl	EM	11.16	+6.6	+11.4	+14.6/B
EMEqInstl	EM	17.51	+4.4	+9.0	+13.8/C
EMEqOpen b	EM	18.02	+4.4	+9.0	+13.5/C
GlbLtdInfrsIns	XO	14.43	+5.9	+6.8	+11.9/A
GlbLtdInfrsOpn b	XO	14.44	+5.9	+6.8	+11.7/A
IntlEqInstl	FB	16.69	+4.1	+6.4	+6.7/E
IntlEqOpen b	FB	16.89	+4.1	+6.4	+6.4/E
IntlStratEqIns	FG	13.84	+4.4	+7.4	+9.3/C
IntlStratEqOpen b	FG	13.96	+4.3	+7.3	+9.0/D
OpporStrInstl	TV	9.38	+4.5	+7.3	+8.2/B
USCorpIncInstl	HY	4.74	+2.4	+5.0	+6.5/E
USEqConcntrIns	LB	14.29	+8.6	+10.9	+11.9/E
USEqSelInstl	LB	11.20	+7.1	+9.5	+15.1/C
USRltyEqOpen b	SR	18.95	+9.0	+13.0	+10.1/C
USSmMidCpEqIns	SB	12.30	+8.4	+13.6	+14.5/C
Lee Financial Group					
HawaiiMuniInv b	SI	10.96	+.5	+.8	+1.1/B
Leuthold					
CorInvmInstl d	TV	18.24	+2.4	+4.3	+7.0/C
CorInvmRetail d	TV	18.20	+2.4	+4.3	+6.9/C
GlbInstl d	IH	8.22	+3.0	+5.7	+4.6/E
GrizzlyShrt	BM	17.35	-10.0	-14.5	-20.5/C
Litman Gregory					
MtrsEqInstl	LG	16.89	+6.3	+12.5	+15.9/D
MtrsIntlInstl	FB	15.22	+3.2	+8.4	+5.6/E
Longleaf Partners					
Intl	FB	16.44	+2.9	+7.7	+18.9/A
LnglfPtnrs	LB	20.47	+3.0	+11.6	+13.7/D
SmCap	MB	24.16	+3.2	+9.3	+14.0/C
Loomis Sayles					
BdInstl	MU	13.27	+.8	+3.3	+7.0/A
BdRetail b	MU	13.19	+.7	+3.3	+6.7/B
CorPlusBdA m	CI	12.65	+1.2	+1.7	+4.5/A
FI	MU	12.66	+1.4	+3.5	+7.4/A
GlbBdInstl	IB	16.32	+.4	+1.4	+3.3/B
GlbBdRetail b	IB	16.04	+.3	+1.3	+3.1/C
GrY	LG	15.79	+6.5	+10.4	+19.0/B
InstlHiInc	HY	6.33	+1.6	+5.0	+11.6/A
InvmGradeBdA m	CI	10.92	+1.2	+1.7	+5.0/A
InvmGradeBdC m	CI	10.79	+1.0	+1.5	+4.2/A
InvmGradeBdY	CI	10.92	+1.1	+1.6	+5.3/A
InvmGradeFI	CI	11.95	+1.7	+3.0	+5.6/A
LtdTrmGvtAgcA m	GS	11.17	+.3	+.3	+.7/B
SmCpGrInstl	SG	26.21	+10.1	+14.8	+23.3/B
SmCptlValInstl	SB	27.90	+9.2	+15.2	+14.8/C
SmCptlValRetail b	SB	27.40	+9.2	+15.2	+14.5/C
StratIncA m	MU	13.91	+.9	+3.1	+7.0/B
StratIncC m	MU	14.04	+.8	+3.0	+6.2/B
Lord Abbett					
AffiliatedA m	LV	14.37	+5.6	+9.0	+14.3/A
AffiliatedC m	LV	14.40	+5.5	+8.9	+13.4/C
AffiliatedF b	LV	14.37	+5.6	+9.0	+14.5/A
AffiliatedI	LV	14.43	+5.6	+9.1	+14.6/A
AffiliatedR3 b	LV	14.36	+5.6	+9.0	+14.1/B
AlphaStratA m	SG	23.46	+8.3	+13.9	+16.8/E
AlphaStratC m	SG	19.36	+8.2	+13.9	+15.9/E
AlphaStratF b	SG	23.61	+8.3	+14.0	+17.0/E
BdDebA m	MU	7.75	+2.4	+4.3	+9.1/A
BdDebC m	MU	7.77	+2.3	+4.3	+8.4/A
BdDebF b	MU	7.74	+2.4	+4.5	+9.2/A
BdDebI	MU	7.71	+2.4	+4.5	+9.4/A
BdDebR3 b	MU	7.74	+2.4	+4.5	+8.8/A
CATxFrIncA m	MC	10.79	+.6	+.9	+2.1/B
CalibRtdDivGrA m	LB	14.46	+5.7	+7.7	+13.7/D
CalibRtdDivGrC m	LB	14.25	+5.6	+7.6	+12.8/E
CalibRtdDivGrI	LB	14.60	+5.6	+7.7	+14.0/D
CnvrtA m	CV	12.88	+5.7	+9.1	+15.3/B
CnvrtC m	CV	12.80	+5.6	+9.0	+14.6/B
CnvrtI	CV	12.96	+5.7	+9.1	+15.5/B
CorFIA m	CI	10.60	+1.0	+1.1	+1.8/D
CorFIC m	CI	10.55	+.9	+1.0	+1.2/E
CorFIF b	CI	10.60	+1.0	+1.1	+1.9/D
DevelopingGrA m	SG	22.50	+14.2	+22.0	+27.2/A
DevelopingGrF b	SG	23.60	+14.2	+22.0	+27.4/A
DevelopingGrI	SG	26.89	+14.2	+22.0	+27.5/A
DevelopingGrR3 b	SG	21.61	+14.2	+22.0	+26.9/A
EmMktsBdI	EB	5.01	+3.1	+5.1	+6.1/D
FdmtlEqA m	LV	11.74	+4.7	+8.4	+12.7/C
FdmtlEqC m	LV	10.40	+4.7	+8.3	+11.8/D
FdmtlEqF b	LV	11.60	+4.7	+8.4	+12.8/C
FdmtlEqI	LV	11.81	+4.8	+8.4	+13.0/C
FdmtlEqR3 b	LV	11.53	+4.7	+8.4	+12.4/D
FltngRtA m	BL	8.85	+.7	+2.5	+5.7/C
FltngRtC m	BL	8.86	+.7	+2.5	+5.1/D
FltngRtF b	BL	8.85	+.8	+2.6	+5.9/C
FltngRtI	BL	8.86	+.9	+2.6	+6.0/B
GrOppsA m	MG	21.41	+11.5	+15.4	+17.4/C
GrOppsI	MG	24.55	+11.5	+15.5	+17.7/C
HYA m	HY	7.22	+2.5	+5.6	+9.6/B
HYC m	HY	7.18	+2.5	+5.4	+8.9/C
HYF b	HY	7.21	+2.5	+5.6	+9.7/B
HYI	HY	7.25	+2.5	+5.6	+9.9/B
HYMuniBdA m	HM	11.83	+.8	+1.1	+4.5/A
HYMuniBdC m	HM	11.84	+.8	+1.1	+3.9/B
HYMuniBdF b	HM	11.84	+.8	+1.1	+4.6/A
IncA m	TW	2.74	+1.9	+2.8	+5.9/A
IncC m	TW	2.75	+1.8	+2.3	+5.2/B
IncF b	TW	2.74	+1.9	+2.8	+6.0/A
IntermTxFrA m	MI	10.73	+.7	+1.1	+1.6/B
IntermTxFrC m	MI	10.72	+.8	+1.1	+1.0/D
IntermTxFrF b	MI	10.73	+.8	+1.2	+1.7/B
IntlEqA m	FB	12.11	+3.5	+5.9	+6.2/E
IntlEqF b	FB	12.04	+3.5	+6.0	+6.5/E
IntlEqI	FB	12.21	+3.5	+6.0	+6.6/E
IntlOppsA m	FQ	15.05	+3.3	+7.3	+8.0/D
IntlOppsI	FQ	15.49	+3.3	+7.4	+8.3/D
IntlValA m	FV	6.75	+2.0	+5.1	+6.8/D
IntlValI	FV	6.79	+2.0	+5.1	+7.2/D
MidCpStkA m	MV	27.20	+7.2	+13.3	+10.8/E
MidCpStkF b	MV	26.97	+7.2	+13.3	+11.0/E
MidCpStkI	MV	26.97	+7.2	+13.4	+11.1/E
MidCpStkP b	MV	26.33	+7.2	+13.2	+10.6/E
MltAsstBalOppA m	MA	10.91	+5.3	+8.8	+10.0/B
MltAsstBalOppC m	MA	10.84	+5.2	+8.7	+9.1/C
MltAsstGlbOppA m	IH	10.74	+4.6	+8.2	+8.6/B
MltAsstGrA m	AL	15.79	+5.8	+9.7	+10.7/D
MltAsstGrC m	AL	15.62	+5.8	+9.6	+9.9/D
MltAsstIncA m	CA	14.40	+3.9	+6.8	+8.0/B
MltAsstIncC m	CA	14.62	+4.0	+6.8	+7.2/C
NYTxFrA m	MY	11.20	+.8	+1.0	+1.8/B
NewJerseyTxFrA m	MJ	4.96	+.7	+1.0	+2.6/A
NtnlTxFrIncA m	ML	11.20	+.8	+1.1	+2.4/B
NtnlTxFrIncC m	ML	11.21	+.8	+1.0	+1.8/C
NtnlTxFrIncF b	ML	11.19	+.8	+1.1	+2.5/A
ShrtDurIncA m	CS	4.17	+.8	+1.2	+3.1/A
ShrtDurIncC m	CS	4.19	+.8	+.9	+2.3/B
ShrtDurIncF b	CS	4.17	+.8	+1.2	+3.1/A
ShrtDurIncI	CS	4.16	+.8	+1.0	+3.2/A
ShrtDurTxFrA m	MS	15.53	+.4	+.7	+.6/D
ShrtDurTxFrC m	MS	15.53	+.4	+.6	.../E
ShrtDurTxFrF b	MS	15.53	+.4	+.7	+.7/C
SmCpValA m	SB	17.09	+7.9	+14.0	+13.2/D
SmCpValI	SB	20.93	+7.9	+14.1	+13.5/D
TtlRetA m	CI	10.07	+1.1	+1.6	+2.7/B
TtlRetC m	CI	10.06	+1.0	+1.5	+2.0/D
TtlRetF b	CI	10.07	+1.1	+1.6	+2.8/B
TtlRetI	CI	10.09	+1.1	+1.6	+2.9/B
ValOppsA m	MB	18.03	+7.2	+12.2	+11.8/D
ValOppsC m	MB	15.79	+7.2	+12.1	+11.0/E
ValOppsF b	MB	18.43	+7.2	+12.2	+12.0/D
ValOppsI	MB	18.80	+7.2	+12.2	+12.1/D
Lyrical					
USValEqInstl	LV	15.81	+8.3	+15.7	+14.1/B
M.D. Sass					
EqIncPlusInstl	XR	10.59	+3.8	+6.1	+5.8/C
MFS					
AgrsGrAllcA m	XM	22.38	+6.6	+10.3	+14.2/A
AgrsGrAllcB m	XM	22.09	+6.5	+10.2	+13.4/B
AgrsGrAllcC m	XM	21.86	+6.5	+10.2	+13.4/B
AlabamaMuniBdA m	SL	9.99	+.5	+.7	+1.7/B
ArkansasMuniBdA m	SL	9.67	+.6	+.9	+1.5/B
BlnRsrCorEqA m	LB	24.99	+6.7	+10.5	+13.5/D
BlnRsrCorEqI	LB	25.35	+6.7	+10.6	+13.8/D
CAMuniBdA m	MC	5.93	+.6	+.9	+2.3/B
CnsrvAllcA m	CA	15.06	+3.4	+5.2	+7.1/C
CnsrvAllcB m	CA	14.97	+3.2	+5.1	+6.3/D
CnsrvAllcC m	CA	14.82	+3.3	+5.0	+6.3/D
CnsrvAllcI	CA	15.20	+3.3	+5.2	+7.4/B
CorEqA m	LB	29.89	+7.7	+11.3	+17.8/A
CorEqC m	LB	25.77	+7.6	+11.2	+16.9/A

Continued on **next page**

Continued from **previous page**

Mutual Funds

Name	Obj	NAV	4-wk Rtn	YTD Rtn	3-yr Rtn/Rk
CorpBdA m	TW	13.60	+2.3	+2.9	+3.8/D
CorpBdC m	TW	13.56	+2.3	+2.8	+3.0/E
CorpBdI	TW	13.59	+2.3	+2.9	+4.0/D
EMEqA m	EM	32.85	+4.9	+9.3	+16.4/A
GeorgiaMuniBdA m	SL	10.57	+.5	+.8	+1.5/B
GlbEqA m	WS	40.88	+7.0	+9.9	+12.4/C
GlbEqC m	WS	35.90	+6.9	+9.8	+11.5/D
GlbGrA m	WS	40.64	+7.6	+10.1	+15.8/A
GlbHYA m	HY	6.03	+2.5	+4.8	+8.7/C
GlbTtlRetA m	IH	17.16	+3.1	+5.0	+6.8/D
GlbTtlRetC m	IH	17.24	+3.1	+4.9	+6.0/E
GovtSecA m	GI	9.61	+.6	+.7	+.4/D
GrA m	LG	98.59	+7.9	+11.7	+19.5/B
GrAllcA m	AL	19.75	+5.7	+9.0	+12.4/A
GrAllcB m	AL	19.61	+5.6	+8.8	+11.5/C
GrAllcC m	AL	19.38	+5.6	+8.8	+11.5/C
GrAllcI	AL	19.92	+5.7	+9.0	+12.6/A
GrB m	LG	78.74	+7.9	+11.6	+18.6/C
GrC m	LG	78.10	+7.9	+11.6	+18.6/C
GrI	LG	105.06	+8.0	+11.7	+19.8/B
HiIncA m	HY	3.32	+2.3	+5.4	+8.6/C
HiIncI	HY	3.31	+2.3	+5.1	+8.9/C
InstlIntlEq	FG	24.06	+5.0	+7.5	+11.3/B
IntlDvrsfctnA m	FB	18.27	+4.8	+7.6	+11.9/A
IntlGrA m	FG	31.83	+5.0	+7.6	+13.1/A
IntlNwDscA m	FR	31.15	+3.5	+7.0	+11.7/A
IntlNwDscC m	FR	29.61	+3.5	+6.9	+10.9/B
IntlNwDscI	FR	32.10	+3.6	+7.0	+12.0/A
IntlValA m	FB	40.23	+5.3	+7.0	+11.3/A
LtdMatA m	CS	5.92	+.7	+.8	+1.5/C
LtdMatC m	CS	5.91	+.5	+.7	+.6/E
MAInvsGrStkA m	LG	28.20	+9.3	+11.4	+18.2/C
MAInvsGrStkB m	LG	24.17	+9.2	+11.2	+17.3/D
MAInvsGrStkC m	LG	24.01	+9.2	+11.3	+17.3/D
MAInvsGrStkI	LG	29.05	+9.3	+11.4	+18.5/C
MAInvsTrustA m	LB	29.60	+7.0	+10.5	+15.6/B
MAInvsTrustB m	LB	28.65	+6.9	+10.4	+14.7/C
MAInvsTrustC m	LB	28.04	+6.9	+10.4	+14.7/C
MAInvsTrustI	LB	28.69	+6.9	+10.5	+15.9/B
MAMuniBdA m	MT	10.86	+.6	+.9	+1.7/A
MISMuniBdA m	SL	9.52	+.5	+.8	+1.4/C
MidCpGrA m	MG	17.60	+10.1	+14.1	+19.7/B
MidCpGrC m	MG	13.97	+10.1	+14.0	+18.9/B
MidCpGrI	MG	18.70	+10.1	+14.2	+20.0/B
MidCpValA m	MV	21.93	+7.9	+13.3	+13.3/C
MidCpValC m	MV	20.60	+7.8	+13.2	+12.4/D
MidCpValI	MV	22.49	+7.9	+13.3	+13.5/C
ModAllcA m	MA	17.11	+4.5	+7.1	+9.7/B
ModAllcB m	MA	16.90	+4.4	+7.0	+8.9/D
ModAllcC m	MA	16.78	+4.5	+7.0	+8.9/C
ModAllcI	MA	17.36	+4.6	+7.2	+10.0/B
MrylndMuniBdA m	SL	10.62	+.5	+.7	+1.8/A
MuniHiIncA f	HM	8.11	+.7	+1.0	+3.6/B
MuniHiIncC m	HM	8.12	+.6	+.9	+2.5/D
MuniIncA m	ML	8.63	+.6	+1.0	+2.4/B
MuniIncC m	ML	8.66	+.6	+.9	+1.6/D
MuniLtdMatA m	MS	8.10	+.6	+1.0	+1.4/A
MuniLtdMatC m	MS	8.10	+.5	+.8	+.5/E
NAMuniBdA m	SL	11.42	+.4	+.7	+1.5/C
NAMuniBdC m	SL	11.41	+.4	+.6	+.7/E
NYMuniBdA m	MY	10.80	+.6	+.9	+1.9/B
NewDiscvA m	SG	25.08	+11.0	+17.0	+24.3/B
NewDiscvC m	SG	18.99	+10.9	+16.9	+23.3/B
NewDiscvI	SG	28.44	+11.0	+17.0	+24.6/B
PEMuniBdA m	MP	10.11	+.5	+.7	+2.2/A
RsrchA m	LB	39.90	+7.3	+10.9	+16.0/B
RsrchC m	LB	35.62	+7.2	+10.8	+15.1/C
RsrchI	LB	40.96	+7.3	+11.0	+16.3/A
RsrchIntlA m	FB	16.96	+4.5	+7.8	+10.1/B
RsrchIntlI	FB	17.56	+4.5	+7.8	+10.4/A
SCMuniBdA m	SL	11.81	+.5	+.8	+1.4/C
StratIncA m	MU	6.41	+1.8	+2.5	+4.8/D
TENMuniBdA m	SL	10.20	+.6	+.9	+1.4/C
TechA m	ST	40.59	+9.8	+14.4	+26.5/B
TechC m	ST	34.69	+9.7	+14.3	+25.6/C
TtlRetA m	MA	18.22	+4.0	+6.2	+8.3/D
TtlRetB m	MA	18.25	+3.9	+6.2	+7.5/E
TtlRetBdA m	CI	10.45	+1.4	+1.7	+2.3/C
TtlRetBdC m	CI	10.46	+1.3	+1.5	+1.5/E
TtlRetBdI	CI	10.45	+1.4	+1.7	+2.5/C
TtlRetC m	MA	18.35	+4.0	+6.2	+7.5/E
TtlRetI	MA	18.22	+4.0	+6.3	+8.6/D
UtlsA m	SU	20.80	+4.7	+6.8	+13.8/A
UtlsB m	SU	20.69	+4.7	+6.7	+13.0/B
UtlsC m	SU	20.69	+4.7	+6.7	+13.0/B
ValA m	LV	38.62	+6.0	+9.3	+12.1/D
ValB m	LV	38.42	+5.9	+9.2	+11.2/E
ValC m	LV	38.16	+6.0	+9.2	+11.2/E
ValI	LV	38.84	+6.0	+9.4	+12.3/D
VirginiaMuniBdA m	SL	10.98	+.5	+.8	+1.6/B
WestVRMuniBdA m	SL	10.84	+.5	+.8	+1.5/C
Macquarie Investment					
PldCorePlusBond	CI	9.91	+1.4	+2.3	+2.2/C
PldEmergingMkts d	EM	7.97	+4.3	+7.3	+10.8/D
PldLbrSelIntlEq	FV	13.33	+.8	+4.9	+7.6/C
Madison					
DivIncY	LV	24.98	+5.5	+6.5	+14.4/A
DiversIncA m	MA	15.06	+4.0	+4.7	+9.0/C
InvsY	LG	20.74	+5.9	+8.3	+16.4/D
LgCpValA m	LV	12.25	+6.9	+10.2	+9.4/E
MidCpA m	MG	9.41	+6.8	+10.1	+14.1/E
MainStay					
BalA m	MA	29.89	+4.7	+7.8	+8.6/D
BalI	MA	29.97	+4.7	+7.8	+8.9/D
EpchGlbEqYldI	WS	17.64	+3.7	+6.2	+7.9/E
EpchUSAllCpI	LB	25.98	+6.7	+10.8	+14.0/D
EpchUSSmCpI	SB	26.17	+7.3	+14.4	+12.9/D
EpochIntlChoI	FB	32.61	+3.4	+6.7	+9.3/C
FltngRtA m	BL	9.10	+.7	+3.2	+5.2/C
FltngRtC m	BL	9.11	+.8	+3.2	+4.4/E
IdxdBdI	CI	10.37	+.9	+1.1	+1.5/E
IncBldrA m	IH	18.55	+3.1	+4.9	+8.6/B
LgCpGrA m	LG	8.65	+8.3	+12.2	+20.8/A
MAPA m	LB	37.67	+6.4	+10.1	+15.2/C
MAPC m	LB	33.12	+6.3	+10.0	+14.1/D
MAPI	LB	38.92	+6.4	+10.1	+15.5/B
MKCnvrtA m	CV	17.03	+6.8	+10.7	+14.1/C
MKCommonStkA m	LB	23.23	+6.3	+9.6	+14.8/C
MKEMDbtA m	EB	10.15	+3.3	+5.8	+8.8/A
MKGovtA m	GI	8.09	+.6	+.7	+.3/D
MKIntlEqA m	FG	15.66	+3.4	+5.9	+9.4/C
MKSP500IdxA m	LB	44.38	+6.5	+9.7	+15.5/B
MKSP500IdxI	LB	45.00	+6.5	+9.8	+15.8/B
MKSTMuniI	MS	9.57	+.3	+.4	+1.2/A
MKTtlRetBdI	CI	10.34	+1.3	+1.5	+3.2/B
MKTxFrBdA m	ML	9.93	+.5	+.8	+2.4/B
MKUnconsBdA m	NT	8.62	+1.3	+2.2	+5.9/B
MacKHYCorpBdA m	HY	5.53	+2.0	+4.3	+9.4/B
MacKHYCorpBdB m	HY	5.51	+1.9	+4.2	+8.6/C
MacKHYCorpBdC m	HY	5.51	+1.9	+4.2	+8.5/C
Mairs & Power					
BalInv	MA	91.83	+4.6	+5.8	+9.8/B
GrInv	LB	116.48	+7.0	+9.4	+13.5/D
SmCp d	SB	25.48	+7.5	+13.3	+16.4/B
Manning & Napier					
CorBdS	CI	10.42	+1.0	+1.2	+1.9/D
DiversTxEx	MS	10.99	+.5	+.8	+.5/D
IntlSs	FG	7.12	+3.6	+6.3	+7.0/E
NYTxEx	SS	10.44	+.6	+1.0	+.5/D
PrBlndCnsrvTrmS	CA	13.34	+2.5	+3.6	+5.9/E
PrBlndExtndTrmS	MA	16.55	+3.8	+5.6	+8.6/D
PrBlndMaxTrmS	XM	19.30	+5.6	+9.2	+13.2/C
PrBlndModTrmS	CA	12.95	+3.0	+4.5	+6.7/D
UnconsBdS	NT	10.31	+.8	+1.3	+3.3/D
Marathon Funds					
Val	LB	27.08	+7.9	+9.9	+13.7/D
Marketfield					
A m	LO	15.59	+1.6	+4.5	+3.9/D
I	LO	15.83	+1.7	+4.6	+4.2/D
Marsico					
21stCentury b	MG	30.45	+10.8	+14.1	+21.1/A
Foc	LG	17.25	+7.2	+11.9	+17.2/D
Glb b	WS	15.21	+7.0	+11.4	+17.9/A
Gr b	LG	17.11	+7.7	+11.5	+17.1/D
IntlOpps b	FG	16.69	+5.4	+9.9	+11.6/B
MassMutual					
MSCIEAFEInIdI	FB	11.64	+3.2	+6.6	+9.6/B
PrmBalR5	MA	11.32	+3.7	+5.9	+10.6/A
PrmCorBdA m	CI	10.36	+1.2	+1.6	+2.3/C
PrmCorBdAdmin	CI	10.44	+1.2	+1.6	+2.5/C
PrmCorBdI	CI	10.53	+1.2	+1.5	+2.8/B
PrmCorBdR5	CI	10.57	+1.1	+1.5	+2.7/B
PrmCorBdSvc	CI	10.51	+1.2	+1.5	+2.7/B
PrmDiscpGrAdm	LG	10.30	+7.5	+11.0	+17.5/C
PrmDiscpGrR5	LG	10.11	+7.4	+11.0	+17.7/C
PrmDiscpGrSvc	LG	10.15	+7.4	+10.9	+17.6/C
PrmDiscpValR5	LV	13.44	+5.1	+9.4	+12.8/C
PrmDiscpValSvc	LV	13.33	+5.1	+9.4	+12.7/C
PrmDiversBdR5	CI	9.65	+1.4	+2.0	+3.0/B
PrmGlbAdmin	WS	11.89	+7.7	+11.9	+15.8/A
PrmGlbR5	WS	11.89	+7.7	+12.0	+16.1/A
PrmHYI	HY	8.68	+2.4	+5.0	+9.6/B
PrmHYR5	HY	8.73	+2.2	+4.9	+9.5/B
PrmHYSvc	HY	8.74	+2.3	+5.0	+9.4/B
PrmInfPrtIncI	IP	9.97	+.8	+1.2	+2.4/B
PrmInfPrtIncR5	IP	9.98	+.7	+1.2	+2.2/B
PrmInfPrtIncSvc	IP	9.94	+.6	+1.1	+2.1/B
PrmIntlEqR5	FG	11.38	+4.8	+8.3	+6.0/E
PrmMainStrtR5	LB	10.05	+7.7	+11.0	+13.4/D
PrmShrtDurBdA m	CS	9.90	+.7	+.8	+2.0/B
PrmShrtDurBdI	CS	10.03	+.7	+.9	+2.6/A
PrmShrtDurBdR5	CS	10.07	+.8	+.9	+2.5/A
PrmShrtDurBdSvc	CS	10.00	+.7	+.9	+2.4/B
PrmSmCpOppsA m	SB	13.09	+8.7	+14.6	+15.7/C
PrmSmCpOppsR5	SB	13.53	+8.8	+14.8	+16.2/B
PrmStrEMkI	EM	12.58	+4.9	+8.2	+15.1/B
ReSTbyJPM2020A m	TE	11.65	+2.9	+5.0	+9.0/B
ReSTbyJPM2020Ad	TE	11.71	+3.0	+5.0	+9.2/B
ReSTbyJPM2020Sv	TE	11.75	+3.0	+5.0	+9.3/A
ReSTbyJPM2030A m	TH	11.57	+4.1	+6.8	+11.4/B
ReSTbyJPM2030Ad	TH	11.63	+4.1	+6.9	+11.7/B
ReSTbyJPM2030Sv	TH	11.66	+4.1	+6.9	+11.8/A
ReSTbyJPM2040Ad	TJ	11.36	+4.9	+8.1	+12.2/C
ReSTbyJPM2040Sv	TJ	11.41	+4.9	+8.0	+12.3/C
ReSTbyJPMInRtA m	RI	10.96	+2.6	+4.3	+5.7/C
ReSTbyJPMInRtAd	RI	11.06	+2.7	+4.3	+5.9/C
Rsl2000SCIdxI	SB	12.38	+7.9	+14.7	+18.3/A
RtrSmtModA m	MA	9.36	+3.7	+6.6	+8.7
RtrSmtModAdmin	MA	9.32	+3.7	+6.6	+8.9
RtrSmtModGrA m	AL	9.34	+4.6	+8.5	+11.7
RtrSmtModGrAdm	AL	9.30	+4.7	+8.5	+12.0
SP500IdxAdmin	LB	16.10	+6.5	+9.7	+15.6/B
SP500IdxI	LB	16.33	+6.5	+9.8	+16.0/B
SP500IdxR4 b	LB	15.90	+6.5	+9.7	+15.4/B
SP500IdxR5	LB	16.39	+6.5	+9.8	+15.8/B
SP500IdxSvc	LB	16.43	+6.5	+9.8	+15.7/B
SPMidCpIdxI	MB	13.31	+8.0	+14.0	+16.1/A
SelBlChpGrA m	LG	19.81	+7.3	+11.5	+20.8/A
SelBlChpGrAdm	LG	20.72	+7.4	+11.6	+21.1/A
SelBlChpGrR5	LG	21.21	+7.3	+11.6	+21.3/A
SelBlChpGrSvc	LG	21.03	+7.4	+11.6	+21.2/A
SelDvrsValA m	LV	10.71	+4.9	+8.7	+13.9/B
SelDvrsValR5	LV	10.72	+5.0	+8.8	+14.4/A
SelEqOpportsA m	LB	14.73	+4.8	+7.1	+19.4/A
SelEqOpportsAdm	LB	15.52	+4.9	+7.2	+19.7/A
SelEqOpportsI	LB	16.03	+4.9	+7.2	+20.1/A
SelEqOpportsR5	LB	16.11	+5.0	+7.2	+20.0/A
SelEqOpportsSvc	LB	15.76	+4.9	+7.1	+19.8/A
SelFdmtlValA m	LV	9.73	+4.8	+8.8	+11.3/E
SelFdmtlValAdm	LV	9.87	+4.9	+8.9	+11.6/D

Name	Obj	NAV	4-wk Rtn	YTD Rtn	3-yr Rtn/Rk
SelFdmtlValI	LV	9.77	+4.9	+8.9	+11.9/D
SelFdmtlValR5	LV	9.83	+4.9	+8.9	+11.8/D
SelFdmtlValSvc	LV	9.79	+4.9	+8.9	+11.7/D
SelGrOppsA m	LG	7.80	+8.3	+13.7	+18.9/B
SelGrOppsAdmin	LG	8.66	+8.4	+13.6	+19.2/B
SelGrOppsI	LG	9.63	+8.4	+13.8	+19.6/B
SelGrOppsR5	LG	9.48	+8.3	+13.7	+19.4/B
SelGrOppsSvc	LG	9.12	+8.3	+13.7	+19.3/B
SelMCValI	MV	11.50	+7.2	+12.0	+14.2/B
SelOverseasI	FB	7.76	+3.7	+7.3	+10.2/B
SelOverseasR5	FB	7.80	+3.7	+7.3	+10.1/B
SelSmCoValI	SV	9.16	+6.5	+12.7	+14.4/B
SelSmCoValR5	SV	9.23	+6.6	+12.7	+14.3/C
SelSmCpGrEqI	SG	14.55	+11.2	+17.1	+22.5/B
SelSmCpGrEqR5	SG	14.34	+11.2	+17.2	+22.4/B
SelStratBdA m	CI	10.12	+1.2	+2.0	+2.9/B
SelStratBdAdm	CI	10.14	+1.3	+2.1	+3.2/B
SelStratBdR5	CI	10.17	+1.3	+2.1	+3.4/A
SelStratBdSvc	CI	10.18	+1.3	+2.1	+3.3/A
SelTtlRetBdI	CI	9.58	+1.1	+1.3	+2.1/C
SelTtlRetBdR5	CI	9.57	+1.1	+1.3	+2.0/D
SelTtlRetBdSvc	CI	9.61	+.9	+1.3	+1.9/D
SelectMdCpGrA m	MG	18.14	+9.5	+13.9	+17.9/C
SelectMdCpGrAdm	MG	19.77	+9.5	+13.9	+18.2/C
SelectMdCpGrI	MG	21.54	+9.6	+14.0	+18.6/C
SelectMdCpGrR5	MG	21.32	+9.6	+14.0	+18.5/C
SelectMdCpGrSvc	MG	20.76	+9.6	+14.0	+18.3/C
Matrix Advisors					
AdvsVal	LV	63.75	+4.7	+9.0	+12.9/C
Matthews					
AsiaDivInv	DP	17.19	+6.5	+7.1	+12.7/C
AsiaGrInv	DP	24.53	+5.8	+9.1	+12.4/D
AsiaInnovtrInv	PJ	12.33	+7.8	+9.5	+13.8/C
AsianGrIncInv	PJ	14.91	+5.0	+7.1	+7.3/E
ChinaInv	CH	16.42	+11.9	+14.3	+20.3/A
IndiaInv	EI	25.39	-1.3	-3.5	+9.8/E
JapanInv	JS	20.24	+7.2	+9.2	+10.3/D
KoreaInv	MQ	4.73	+4.0	+3.3	+6.2/E
PacTigerInv	PJ	28.22	+3.9	+5.1	+13.4/C
McKee					
IntlEqInstl d	FB	11.39	+2.1	+6.7	+8.6/C
Meeder					
BalRetail b	TV	11.31	+1.5	+2.1	+7.9
DynAllcRetail b	XM	10.67	+5.3	+9.0	+12.6/C
MuirfieldRetail b	TV	7.31	+1.8	+2.1	+10.6/A
Merger					
Inv b	NE	16.60	+.9	+1.1	+5.1/A
Meridian					
ContrarianLgcy d	MG	34.99	+6.2	+13.2	+19.6/B
EnhEqLgcy d	LG	15.78	+6.3	+11.9	+22.3/A
GrLegacy d	SG	38.31	+10.2	+15.5	+21.3/C
Merk					
HardCcyInv b	IB	9.14	-1.2	-.3	-1.1/E
Metropolitan West					
FltngRtIncIs	BL	9.88	+.7	+2.6	+4.5/E
HYBdInstl	HY	9.57	+1.9	+4.4	+6.9/E
HYBdM b	HY	9.58	+2.0	+4.5	+6.7/E
IntermBdInstl	CI	10.26	+.8	+1.1	+1.5/D
LowDurBdI	CS	8.63	+.5	+.6	+1.5/C
LowDurBdM b	CS	8.63	+.5	+.5	+1.3/D
StratIncInstl	NT	7.86	+1.0	+1.4	+3.2/D
TtlRetBdI	CI	10.49	+1.1	+1.3	+2.0/D
TtlRetBdM b	CI	10.49	+1.0	+1.3	+1.7/D
TtlRetBdPlan	CI	9.87	+1.1	+1.3	+2.1/C
UltraShrtBdIns	UB	4.26	+.2	+.3	+1.4/D
UnconsBdI	NT	11.73	+.9	+1.3	+3.4/D
UnconsBdM b	NT	11.74	+.8	+1.3	+3.1/D
Miller					
OppC m	MB	24.14	+7.2	+19.6	+21.3/A
OppI	MB	28.05	+7.3	+19.7	+22.6/A
Mondrian					
EmergMktsEq	EM	7.23	+4.8	+7.7	+10.5/D
IntlEq	FV	13.71	+1.0	+5.1	+8.1/C
Monetta					
CoreGr b	LG	20.53	+6.3	+10.1	+16.2/D
Monetta	LG	18.44	+5.4	+9.6	+15.3/E
Morgan Stanley					
EuropeanEqIncB m	ES	16.30	+4.1	+6.2	+7.1/C
GlbFIOppsA m	MU	5.51	+1.6	+2.3	+5.9/C
GlbFIOppsI	MU	5.57	+1.4	+2.3	+6.2/B
InsInAcIntlAll d	FB	12.87	+4.1	+6.6	+8.4/D
InsInEMI d	EM	23.99	+3.1	+6.4	+11.9/D
InsInGlbFrnchI	WS	24.64	+6.3	+7.0	+13.7/B
InsInGrA m	LG	45.77	+9.3	+15.5	+28.5/A
InsInGrI	LG	48.25	+9.3	+15.6	+28.9/A
InsInIntEqA m	FB	14.33	+5.0	+6.8	+7.4/D
InsInIntEqI d	FB	14.40	+5.0	+6.7	+7.8/D
InsIncSmCGrA m	SG	9.53	+19.4	+24.1	+23.0/B
InsIncSmCGrI d	SG	11.95	+19.5	+24.2	+23.3/B
InsIncUSRlEstA m	SR	11.71	+8.5	+12.8	+7.4/E
InsIncUSRlEstI	SR	12.21	+8.5	+12.8	+7.7/E
InsMidCpGrA m	MG	15.03	+14.7	+20.3	+27.3/A
InsMidCpGrI	MG	18.54	+14.7	+20.3	+27.7/A
InsShDrIncI	CS	8.14	+.4	+.6	+4.4/A
InstlCorpBdI	TW	11.79	+2.5	+3.1	+7.3/A
InstlCrPlsFIA m	CI	10.96	+1.5	+1.9	+6.2/A
InstlCrPlsFIIns	CI	10.94	+1.5	+1.9	+6.6/A
InstlGlbStrA m	IH	14.56	+3.1	+5.6	+8.4/C
InstlGlbStrIns	IH	14.68	+3.2	+5.7	+8.8/B
MltCpGrTrustA m	LG	38.83	+12.8	+17.8	+32.8/A
MltCpGrTrustI	LG	43.17	+12.8	+17.9	+33.2/A
USGovtSecB m	CI	8.43	+.6	+.6	+1.3/E
USGovtSecI	CI	8.43	+.6	+.7	+1.7/D
Motley Fool					
GlbOppInv	WS	22.53	+8.5	+12.1	+17.9/A
SMCapGrInv	MG	23.33	+9.2	+14.2	+17.0/D
Muhlenkamp					
Muhlenkamp	LB	44.70	+3.6	+7.2	+7.1/E
Nationwide					
A m	LB	20.61	+6.8	+10.6	+15.4/B
BdIdxA m	CI	10.79	+1.0	+1.1	+1.1/E
BdIdxInstl	CI	10.76	+1.0	+1.1	+1.5/E
BdInstlSvc	CI	9.52	+1.2	+1.5	+2.7/B
DynUSGrInstl	LB	9.12	+7.3	+10.8	+16.8/A
InDeAgrsA m	XM	8.77	+5.5	+9.5	+12.8/C
InDeAgrsSvc b	XM	8.79	+5.5	+9.3	+12.7/C
InDeCnsrvSvc b	XY	9.86	+1.9	+2.8	+4.0/E
InDeMdA m	MA	9.03	+4.2	+6.7	+9.1/C
InDeMdC m	MA	8.82	+4.0	+6.7	+8.3/D
InDeMdlyAgrC m	AL	8.76	+4.9	+8.1	+10.7/D
InDeMdlyAgrsA m	AL	9.08	+5.0	+8.2	+11.5/C
InDeMdlyAgrsSvc b	AL	9.05	+4.9	+8.3	+11.4/C
InDeMdlyCnsC m	CA	9.41	+3.1	+4.8	+5.8/E
InDeMdlyCnsSvc b	CA	9.53	+3.0	+4.7	+6.5/D
InDeModSvc b	MA	8.98	+4.1	+6.7	+9.1/C
InstlSvc	LB	20.15	+6.8	+10.7	+15.7/B
IntlIdxA m	FB	7.32	+3.1	+6.6	+9.1/C
IntlIdxR6	FB	7.37	+3.1	+6.7	+9.6/B
MidCpMktIdxA m	MB	14.67	+7.9	+13.8	+15.5/B
MidCpMktIdxIns	MB	14.98	+8.1	+13.9	+16.0/A
S&P500IdxA m	LB	14.26	+6.4	+9.7	+15.4/B
S&P500IdxInsSv	LB	14.37	+6.5	+9.8	+15.6/B
S&P500IdxInstl	LB	14.41	+6.5	+9.7	+15.9/B
S&P500IdxSvc b	LB	14.28	+6.5	+9.8	+15.4/B
SmCpIdxA m	SB	9.63	+8.0	+14.6	+17.7/A
SmCpIdxInstl	SB	9.91	+7.8	+14.7	+18.2/A
Natixis					
IIOakmarkA m	LB	21.80	+5.9	+12.1	+16.5/A
IIOakmarkC m	LB	18.66	+5.8	+12.0	+15.6/B
IUSEqOppsA m	LG	34.63	+6.1	+11.7	+18.6/C
IUSEqOppsC m	LG	22.80	+6.0	+11.7	+17.7/C
IUSEqOppsY	LG	40.61	+6.1	+11.8	+18.9/B
IVghnNlsnSCVIA m	SB	14.39	+8.8	+15.3	+12.1/E
Needham					
GrRetail b	MG	36.81	+7.0	+11.4	+10.2/E
Neuberger Berman					
CmdStrA m	BB	5.72	+2.3	+6.1	+4.7/B
CorBdInstl	CI	10.03	+1.2	+1.5	+2.1/C
EmMktsDbtInstl	EB	8.40	+1.9	+4.1	+7.3/B
EmMktsEqInstl	EM	18.95	+4.9	+7.7	+15.4/B
EmMktsEqR6	EM	18.95	+4.9	+7.7	+15.5/B
EqIncA m	LV	12.41	+4.9	+7.6	+11.7/D
EqIncC m	LV	12.33	+4.9	+7.7	+10.9/E
EqIncInstl	LV	12.46	+5.0	+7.7	+12.1/D
FltngRtIncInstl	BL	9.67	+.9	+3.4	+5.2/C
FocInv	LB	24.91	+7.4	+12.2	+14.6/C
FocTrust b	LB	24.91	+7.4	+12.2	+14.4/C
GenesisAdv b	SG	53.66	+7.2	+12.0	+16.0/E
GenesisInstl	SG	53.65	+7.2	+12.1	+16.6/E
GenesisInv	SG	53.76	+7.2	+12.1	+16.4/E
GenesisR6	SG	53.60	+7.2	+12.1	+16.7/E
GenesisTrust	SG	53.79	+7.2	+12.1	+16.3/E
GrtChinaEqIns	CH	9.20	+12.7	+16.2	+22.1/A
GuardianInstl	LG	16.18	+6.9	+10.3	+15.6/E
GuardianInv	LG	16.17	+6.9	+10.2	+15.3/E
GuardianTrust b	LG	16.18	+6.9	+10.2	+15.2/E
HiIncBdInstl	HY	8.37	+2.1	+5.0	+8.5/C
HiIncBdInv	HY	8.36	+2.1	+5.1	+8.4/C
HiIncBdR6	HY	8.37	+2.0	+5.0	+8.6/C
IntlEqInstl	FG	12.00	+5.4	+8.7	+8.7/D
IntlEqInv	FG	12.01	+5.4	+8.7	+8.6/D
IntlSelInstl	FG	11.81	+4.9	+8.2	+9.3/C
IntrnsValInstl	SB	15.52	+11.5	+20.7	+17.5/B
LgCpValAdv b	LV	29.11	+4.6	+7.2	+18.6/A
LgCpValInstl	LV	29.01	+4.6	+7.2	+19.2/A
LgCpValInv	LV	29.05	+4.6	+7.2	+19.0/A
LgCpValTrust b	LV	29.09	+4.6	+7.2	+18.8/A
LgShA m	LO	13.58	+3.6	+5.6	+6.4/C
LgShC m	LO	13.53	+3.5	+5.5	+5.6/C
LgShInstl	LO	13.60	+3.7	+5.7	+6.8/B
MdCpGrInstl	MG	14.53	+11.5	+16.9	+19.6/B
MdCpGrInv	MG	14.49	+11.5	+16.9	+19.4/B
MdCpGrTrust	MG	14.48	+11.6	+16.9	+19.4/B
MltCpOppsA m	LB	17.62	+7.1	+10.2	+17.9/A
MltCpOppsC m	LB	17.63	+7.0	+10.0	+17.1/A
MltCpOppsInstl	LB	17.57	+7.1	+10.2	+18.4/A
MunImptIns	MI	17.12	+.7	+1.2	+1.2/D
MuniIntermBdIns	MI	11.68	+.7	+1.2	+1.5/C
RlEsttA m	SR	13.11	+9.3	+12.2	+10.9/B
RlEsttInstl	SR	13.16	+9.3	+12.4	+11.3/A
RlEsttTrust b	SR	13.11	+9.2	+12.2	+11.1/B
ShrtDurBdInstl	CS	7.71	+.6	+.7	+1.1/D
ShrtDurHiIncIns	HY	9.49	+1.6	+3.8	+6.0/E
SmCpGrInv	SG	35.74	+11.2	+19.3	+28.9/A
StratIncA m	MU	10.74	+1.7	+3.1	+5.1/D
StratIncC m	MU	10.73	+1.7	+3.1	+4.4/D
StratIncInstl	MU	10.73	+1.8	+3.2	+5.5/C
StratIncR6	MU	10.72	+1.8	+3.2	+5.6/C
SustEqA m	LB	36.05	+7.1	+10.1	+14.1/D
SustEqC m	LB	35.97	+7.1	+10.0	+13.2/D
SustEqInst	LB	35.91	+7.1	+10.2	+14.5/C
SustEqInv	LB	36.00	+7.1	+10.1	+14.3/C
SustEqR6	LB	35.89	+7.2	+10.2	+14.6/C
SustEqTrust b	LB	36.06	+7.1	+10.1	+14.1/D
New Alternatives					
A f	SW	52.12	+4.8	+7.5	+13.2/C
New Covenant					
BalGr	MA	98.66	+4.3	+6.8	+9.5/C
BalInc	CA	20.56	+2.9	+4.4	+6.1/D
Gr	LG	40.46	+6.6	+10.8	+14.8/E
Inc	CS	22.84	+.9	+1.1	+1.7/C
Nicholas					
EqIncI	LV	18.35	+6.1	+9.0	+13.3/C
HiIncInstl	HY	8.74	+2.2	+4.5	+6.1/E
III	MG	26.40	+9.5	+13.0	+16.8/D

Name	Obj	NAV	4-wk Rtn	YTD Rtn	3-yr Rtn/Rk
LtdEditionInstl	SG	26.37	+8.4	+12.2	+18.7/D
Nicholas	LG	62.76	+7.6	+11.2	+12.8/E
1919					
FinclSvcsA m	SF	25.26	+6.7	+10.9	+15.7/B
FinclSvcsC m	SF	23.15	+6.6	+10.9	+14.9/C
MrylndTxFrIncA m	SI	15.39	+.4	+.7	+1.2/B
SclyRspnsvBalA m	MA	17.88	+5.3	+7.8	+11.7/A
North Country					
EqGr	LG	17.62	+6.3	+9.9	+16.1/D
IntermBd	TW	10.01	+1.4	+1.6	+1.0/E
Northeast Investors					
NorthstInvTrust	HY	4.31	+.9	+1.9	+11.0/A
Northern					
ActvMEmergMktEq d	EM	19.45	+3.5	+6.3	+14.9/B
ActvMIntlEq d	FB	10.17	+3.5	+7.2	+9.9/B
ArizonaTxEx	SI	10.52	+.6	+1.0	+1.7/A
BdIdx	CI	10.31	+1.0	+1.1	+1.6/D
CAIntermTxEx	MF	10.57	+.7	+1.1	+1.3/C
CATxEx	MC	11.38	+.6	+.8	+1.6/D
CorBd	CI	9.94	+1.2	+1.5	+1.8/D
EmMktsEqIdx d	EM	11.47	+4.5	+7.9	+15.5/B
FI	CI	9.82	+1.5	+2.4	+2.4/C
GlbRlEsttIdx d	GR	10.68	+5.6	+10.3	+10.5
GlbTactAsstAllc	IH	12.43	+3.8	+6.5	+9.0/B
HYFI d	HY	6.52	+2.6	+5.7	+8.9/C
HYMuni	HM	8.55	+.7	+.9	+2.1/E
IncEq	LV	12.63	+6.4	+8.9	+12.9/C
IntermTxEx	MI	10.44	+.5	+.9	+1.3/C
IntlEq d	FV	9.15	+3.5	+7.9	+10.5/A
IntlEqIdx d	FB	11.48	+3.1	+6.7	+9.6/B
LgCpCor	LV	19.01	+5.8	+8.9	+14.3/A
LgCpVal	LV	16.21	+5.9	+10.5	+14.0/B
MidCpIdx	MB	17.87	+8.0	+13.9	+16.1/A
MltMgrGlbRlEstt d	GR	10.82	+6.5	+10.7	+10.0/C
ShrtBd	CS	18.56	+.8	+1.0	+1.6/C
ShrtIntermTxEx	MS	10.32	+.4	+.8	+.7/D
ShrtIntermUSGvt	GS	9.54	+.2	+.4	+.1/E
SmCpCor	SB	25.78	+7.6	+13.7	+17.0/B
SmCpIdx	SB	12.35	+7.9	+14.7	+18.2/A
SmCpVal	SV	20.40	+7.5	+13.1	+13.8/C
StkIdx	LB	31.79	+6.5	+9.8	+16.0/B
TxEx	ML	10.45	+.5	+.7	+1.6/D
USTrsIdx	GI	21.15	+.5	+.5	+.3/D
Nuveen					
AlAmrMuniBdA m	ML	11.38	+.7	+1.0	+2.6/A
AlAmrMuniBdC2 m	ML	11.39	+.7	+.9	+2.1/B
ArizonaMuniBdA m	SL	10.70	+.6	+.9	+2.0/A
CAMuniBdA m	MC	10.94	+.4	+.6	+1.9/C
CAMuniBdI	MC	10.96	+.5	+.7	+2.1/B
ClrdMuniBdA m	SL	10.59	+.6	+.8	+2.0/A
CnctMuniBdA m	SL	10.38	+.6	+.9	+1.4/C
CorBdI	CI	9.50	+1.4	+1.7	+2.0/D
CorPlusBdA m	CI	10.69	+1.6	+2.2	+4.4/A
CorPlusBdI	CI	10.68	+1.7	+2.2	+4.7/A
DivValA m	LV	13.13	+4.5	+8.1	+14.1/B
DivValI	LV	13.32	+4.5	+8.1	+14.4/A
GeorgiaMuniBdA m	SL	10.51	+.5	+.8	+1.0/D
HYMuniBdA m	HM	17.04	+1.3	+1.7	+4.9/A
HYMuniBdC2 m	HM	17.03	+1.2	+1.6	+4.3/A
HYMuniBdI	HM	17.04	+1.3	+1.6	+5.1/A
HiIncBdA m	HY	7.26	+2.3	+5.8	+12.7/A
HiIncBdI	HY	7.29	+2.4	+5.9	+13.1/A
IntermDrMnBdA m	MI	9.16	+.7	+1.0	+1.9/A
IntermDrMnBdI	MI	9.19	+.7	+1.1	+2.2/A
KansasMnBdA m	SL	10.56	+.6	+.9	+1.7/B
KentuckyMnBdA m	SL	10.65	+.6	+.9	+1.5/C
LgCpSelI	LB	28.21	+6.1	+10.6	+18.6/A
LgCpValA m	LV	21.99	+4.3	+10.2	+15.2/A
LgCpValI	LV	22.07	+4.3	+10.2	+15.4/A
LouisianaMnBdA m	SL	11.05	+.9	+1.2	+1.9/A
LtdTrmMnBdA m	MS	11.00	+.7	+1.1	+1.2/A
LtdTrmMnBdC2 m	MS	10.98	+.8	+1.1	+.8/C
LtdTrmMnBdI	MS	10.96	+.7	+1.1	+1.4/A
MAMnBdA m	MT	9.91	+.5	+.7	+1.6/A
MAMnBdI	MT	9.91	+.5	+.7	+1.8/A
MNIntermMnBdA m	SM	10.27	+.6	+.9	+1.5/C
MNIntermMnBdI	SM	10.22	+.7	+1.0	+1.7/B
MNMnBdA m	SM	11.50	+.5	+.8	+1.8/A
MNMnBdI	SM	11.49	+.6	+.9	+2.1/A
MichiganMnBdA m	SL	11.39	+.7	+1.0	+1.7/B
MichiganMnBdI	SL	11.37	+.6	+1.0	+1.9/A
MidCpGrOppsA m	MG	31.72	+12.6	+17.7	+17.2/D
MidCpGrOppsI	MG	39.97	+12.7	+17.7	+17.5/C
MidCpValA m	MV	38.14	+7.1	+11.8	+14.9/B
MidCpValI	MV	38.23	+7.1	+11.9	+15.2/A
MissouriMnBdA m	SL	11.14	+.6	+.8	+2.2/A
MrylndMnBdA m	SL	10.53	+.6	+.8	+2.0/A
MrylndMnBdI	SL	10.54	+.7	+.9	+2.2/A
NAMnBdA m	SL	10.68	+.4	+.9	+1.3/C
NAMnBdI	SL	10.72	+.4	+.8	+1.5/C
NWQIntlValI	FV	22.55	+2.2	+6.5	+6.3/D
NWQMltCpValA m	MV	30.51	+7.9	+15.0	+14.5/B
NWQSmCpValA m	SB	42.45	+6.9	+13.9	+11.8/E
NWQSmCpValI	SB	43.85	+6.9	+14.0	+12.0/E
NYMnBdA m	MY	10.78	+.6	+.9	+2.0/B
NYMnBdI	MY	10.79	+.6	+1.0	+2.1/A
NewJerseyMnBdA m	MJ	11.18	+.5	+.9	+2.4/B
NewJerseyMnBdI	MJ	11.22	+.6	+1.0	+2.6/B
NewMexicoMnBdA m	SL	10.22	+.5	+.7	+1.6/B
OhioMnBdA m	MO	11.36	+.8	+1.2	+1.8/B
OhioMnBdI	MO	11.32	+.8	+1.3	+2.0/A
OrgIntermMnBdI	SI	10.20	+.7	+1.2	+1.3/B
PEMnBdA m	MP	10.79	+.9	+1.2	+2.0/B
PEMnBdI	MP	10.78	+.9	+1.4	+2.2/A
RlEsttSecA m	SR	20.34	+8.9	+12.8	+9.8/C
RlEsttSecI	SR	20.69	+9.0	+12.9	+10.1/C
ShrtTrmBdA m	CS	9.79	+.5	+.6	+1.8/C
ShrtTrmBdI	CS	9.80	+.5	+.6	+2.0/B
ShrtTrmMnBdI	MS	10.05	+.4	+.6	+.9/C
SmCpGrOppsI	SG	24.95	+9.3	+16.2	+21.1/C
SmCpSelA m	SB	7.38	+8.8	+16.0	+17.8/A
SmCpValA m	SV	22.35	+7.0	+14.1	+12.8/D
SmCpValI	SV	23.13	+7.0	+14.2	+13.1/D
StrBalAllcA m	MA	9.68	+3.2	+6.6	+6.5
StrCnsrvAllcA m	CA	11.14	+2.4	+4.9	+4.2
StrGrAllcA m	MA	11.80	+4.0	+8.4	+9.1
StrIncI	MU	10.19	+2.2	+3.4	+6.4/B
TNMnBdA m	SL	11.53	+.5	+.8	+1.4/C
VirginiaMnBdA m	SL	10.94	+.6	+.9	+1.9/A
VirginiaMnBdI	SL	10.91	+.6	+.9	+2.1/A
WscnMnBdA m	SL	10.55	+.9	+1.3	+1.9/A
Oak Associates					
LiveOakHlthSci	SH	17.90	+4.7	+9.5	+9.5/E
PinOakEq	LB	66.97	+6.6	+11.4	+17.4/A
RedOakTechSel	ST	26.90	+10.0	+13.2	+28.2/B
WhiteOakSelGr	LB	92.53	+6.0	+9.9	+18.8/A
Oak Ridge					
SmCpGrA m	SG	13.86	+8.5	+13.5	+15.8/E
Oakmark					
EqAndIncInv	MA	29.12	+4.3	+8.3	+10.5/A
GlbInv	WS	26.08	+4.2	+10.9	+13.4/B
GlbSelInv	WS	15.89	+3.4	+9.8	+10.2/D
IntlInv	FB	21.87	+1.6	+6.9	+10.8/A
IntlSmCpInv d	FQ	13.80	+4.2	+10.8	+10.1/C
Inv	LB	76.63	+5.9	+12.2	+16.6/A
SelInv	LB	39.09	+6.1	+14.2	+11.0/E
Oberweis					
ChinaOpps m	CH	10.51	+11.3	+12.4	+12.6/E
IntlOpps m	FR	18.00	+7.0	+12.4	+9.5/D
IntlOppsInstl d	FR	9.61	+7.0	+12.5	+10.0/C
MicroCp m	SG	21.16	+8.6	+15.2	+24.8/A
Old Westbury					
AllCpCor	LB	16.70	+6.5	+9.4	+15.1/C
FI	CI	10.98	+.6	+.7	+.7/E
GlbSmMdCpStrat	SW	14.51	+6.7	+10.8	+12.1/D
LgCpStrats	WS	13.71	+5.2	+8.4	+11.0/D
MnBd	MI	11.94	+.6	+1.1	+.7/E
StratOpps	IH	7.19	+3.8	+6.4	+7.9/C
Olstein					
AllCpValAdv	LV	22.92	+7.0	+11.6	+13.3/C
AllCpValC m	LV	17.92	+6.9	+11.4	+12.2/D
Oppenheimer					
ActvAllcA m	AL	14.01	+4.7	+8.3	+10.3
ActvAllcC m	AL	13.72	+4.6	+8.2	+9.4
ActvAllcR b	AL	13.93	+4.7	+8.3	+10.0
CnsrvInvA m	CA	9.31	+1.9	+3.8	+5.8
CnsrvInvC m	CA	9.20	+1.9	+3.7	+5.0
CnsrvInvR b	CA	9.29	+1.9	+3.7	+5.5
CptlAprcA m	LG	56.95	+7.3	+12.8	+15.1
CptlAprcC m	LG	41.45	+7.2	+12.7	+14.2
CptlAprcR b	LG	53.28	+7.2	+12.7	+14.8
CptlAprcY	LG	62.08	+7.3	+12.8	+15.3
CptlIncA m	CA	9.97	+2.7	+4.4	+5.6
CptlIncC m	CA	9.63	+2.6	+4.2	+4.8
CptlIncR b	CA	9.82	+2.6	+4.4	+5.3
DevMktsA m	EM	41.17	+4.3	+8.3	+15.4
DevMktsC m	EM	38.29	+4.3	+8.2	+14.6
DevMktsR b	EM	39.57	+4.3	+8.2	+15.1
DevMktsY	EM	40.57	+4.4	+8.3	+15.7
DiscvA m	SG	74.14	+10.6	+16.6	+22.5
DiscvC m	SG	49.17	+10.5	+16.5	+21.6
DiscvMCGrA m	MG	19.33	+10.5	+14.1	+17.5/C
DiscvMCGrC m	MG	15.48	+10.4	+14.0	+16.7/D
DiscvMCGrR b	MG	17.92	+10.5	+14.1	+17.3/D
DiscvR b	SG	67.54	+10.5	+16.5	+22.2
DiscvY	SG	85.42	+10.6	+16.6	+22.8
DivOppA m	LV	22.84	+5.0	+8.5	+11.9/D
DivOppC m	LV	21.99	+4.9	+8.4	+11.0/E
EqIncA m	LV	28.84	+5.7	+9.6	+13.0
EqIncC m	LV	22.30	+5.6	+9.5	+12.1
EqIncR b	LV	27.43	+5.6	+9.5	+12.7
FdmtlAltsA m	AM	26.20	+1.4	+1.7	+1.1
FdmtlAltsC m	AM	23.18	+1.3	+1.6	+.3
GlbA m	WS	82.79	+7.6	+12.4	+16.1
GlbAllcA m	IH	17.17	+3.3	+5.6	+6.7
GlbAllcC m	IH	16.38	+3.2	+5.5	+5.9
GlbAllcR b	IH	16.82	+3.3	+5.6	+6.4
GlbAllcY	IH	17.15	+3.3	+5.6	+7.0
GlbC m	WS	75.26	+7.5	+12.3	+15.3
GlbOppsA m	SW	57.99	+4.9	+13.7	+24.5
GlbOppsC m	SW	50.13	+4.8	+13.6	+23.6
GlbOppsR b	SW	55.41	+4.9	+13.7	+24.2
GlbOppsY	SW	58.90	+4.9	+13.7	+24.9
GlbR b	WS	82.39	+7.6	+12.3	+15.8
GlbStrIncA m	MU	3.70	+1.6	+4.1	+4.7
GlbStrIncC m	MU	3.69	+1.3	+3.7	+3.9
GlbStrIncR b	MU	3.70	+1.3	+4.1	+4.5
GlbStrIncY	MU	3.70	+1.6	+4.1	+5.0
GlbY	WS	82.83	+7.6	+12.4	+16.4
GoldSpecMnralA m	SP	15.61	+5.8	+8.5	+9.8
GoldSpecMnralC m	SP	14.20	+5.8	+8.4	+9.0
GoldSpecMnralR b	SP	14.85	+5.7	+8.4	+9.5
GrInvA m	WS	16.29	+5.4	+9.5	+11.5
GrInvC m	WS	15.87	+5.4	+9.4	+10.6
GrInvR b	WS	16.28	+5.4	+9.5	+11.2
IntlBdA m	IB	5.48	+.7	+3.0	+4.9
IntlBdC m	IB	5.46	+.6	+2.9	+4.1
IntlBdR b	IB	5.46	+.5	+2.9	+4.6
IntlBdY	IB	5.48	+.7	+3.0	+5.1
IntlDiversA m	FG	16.67	+3.7	+7.6	+10.7
IntlDiversC m	FG	16.22	+3.7	+7.6	+9.9
IntlDiversR b	FG	16.47	+3.7	+7.7	+10.5
IntlEqA m	FB	19.25	+3.8	+6.2	+8.4
IntlGrA m	FG	37.84	+4.8	+8.2	+6.1/E
IntlGrC m	FG	35.93	+4.7	+8.1	+5.3/E
IntlGrR b	FG	37.13	+4.8	+8.2	+5.8/E
IntlGrY	FG	37.57	+4.9	+8.3	+6.3/E
IntlSmMidCoA m	FR	44.25	+3.3	+8.4	+14.9
IntlSmMidCoC m	FR	40.27	+3.3	+8.3	+14.0

Name	Obj	NAV	4-wk Rtn	YTD Rtn	3-yr Rtn/Rk
IntlSmMidCoR b	FR	42.04	+3.3	+8.3	+14.6
IntlSmMidCoY	FR	43.76	+3.4	+8.4	+15.2
LtdTrmBdA m	CS	4.47	+.9	+1.3	+2.1/B
LtdTrmBdC m	CS	4.47	+1.1	+1.2	+1.3/D
LtdTrmBdY	CS	4.49	+.9	+1.3	+2.4/B
LtdTrmGvtA m	GS	4.32	+.2	+.2	+.7
LtdTrmGvtC m	GS	4.32	+.1	+.1	-.1
LtdTrmGvtY	GS	4.33	+.2	+.3	+1.0
MainStrtAllCpA m	LB	16.67	+8.1	+12.9	+11.9
MainStrtAllCpC m	LB	15.07	+8.0	+12.8	+11.1
MainStrtAllCpR b	LB	16.15	+8.1	+12.8	+11.6
MainStrtAllCpY	LB	17.08	+8.1	+12.9	+12.2
MidCpValA m	MV	48.21	+6.4	+12.8	+12.7/D
MidCpValC m	MV	38.68	+6.4	+12.7	+11.8/D
MidCpValR b	MV	45.90	+6.4	+12.7	+12.4/D
MidCpValY	MV	49.63	+6.5	+12.8	+13.0/D
MnStrA m	LB	44.03	+7.6	+11.1	+13.3/D
MnStrC m	LB	41.33	+7.6	+11.0	+12.4/E
MnStrMidCpA m	MB	24.05	+8.8	+15.8	+13.5
MnStrMidCpC m	MB	19.16	+8.7	+15.6	+12.6
MnStrMidCpR b	MB	22.59	+8.8	+15.7	+13.2
MnStrMidCpY	MB	26.24	+8.8	+15.8	+13.8
MnStrR b	LB	43.11	+7.6	+11.1	+13.0/D
MnStrY	LB	43.57	+7.7	+11.1	+13.5/D
ModInvA m	MA	11.79	+3.7	+6.6	+8.7
ModInvC m	MA	11.56	+3.7	+6.5	+7.9
ModInvR b	MA	11.72	+3.7	+6.6	+8.4
RisingDivsA m	LB	18.36	+6.9	+10.3	+11.5
RisingDivsC m	LB	15.27	+6.8	+10.1	+10.7
RisingDivsR b	LB	18.22	+6.9	+10.2	+11.2
RisingDivsY	LB	19.09	+6.9	+10.3	+11.8
RlEsttA m	SR	25.20	+8.4	+12.7	+8.8
RlEsttC m	SR	24.45	+8.4	+12.6	+8.0
RlEsttR b	SR	25.06	+8.4	+12.6	+8.5
RlEsttY	SR	25.51	+8.5	+12.7	+9.1
SrFltngRtA m	BL	7.87	+.6	+2.9	+7.0/A
SrFltngRtC m	BL	7.88	+.6	+2.8	+6.2/B
TotalReturnBdA m	CI	6.66	+1.2	+1.6	+2.2
TotalReturnBdC m	CI	6.67	+1.2	+1.5	+1.4
TotalReturnBdR b	CI	6.66	+1.2	+1.6	+1.9
TotalReturnBdY	CI	6.62	+1.3	+1.7	+2.5
ValA m	LV	31.71	+5.7	+9.5	+12.8/C
ValC m	LV	30.03	+5.7	+9.4	+11.9/D
ValY	LV	32.53	+5.8	+9.5	+13.1/C
Oppenheimer Rocheste					
AMTFreeMnsA m	HM	7.11	+1.2	+1.6	+5.4/A
AMTFreeMnsC m	HM	7.05	+1.2	+1.5	+4.6/A
AMTFreeNYMnsA m	MY	11.30	+1.2	+1.5	+4.3/A
AMTFreeNYMnsC m	MY	11.30	+1.1	+1.4	+3.5/A
CAMnA m	MC	8.48	+1.0	+1.3	+4.9/A
CAMnC m	MC	8.44	+.8	+1.2	+4.1/A
HYMnA m	HM	7.34	+1.3	+1.7	+7.1/A
HYMnC m	HM	7.30	+1.1	+1.5	+6.3/A
LtdTrmCAMnA m	SS	3.22	+1.2	+1.3	+2.8/A
LtdTrmCAMnC m	SS	3.20	+.8	+1.2	+2.1/A
LtdTrmNYMnA m	SS	2.97	+.6	+1.1	+2.9/A
LtdTrmNYMnC m	SS	2.96	+.9	+1.3	+2.1/A
MnsA m	MY	15.60	+1.5	+2.2	+6.7/A
MnsC m	MY	15.56	+1.4	+2.1	+5.9/A
MnsY	MY	15.60	+1.5	+2.2	+7.0/A
NewJerseyMnA m	MJ	9.38	+1.4	+1.8	+3.6/A
NewJerseyMnC m	MJ	9.39	+1.3	+1.6	+2.9/A
PennsylvaniaMnA m	MP	10.57	+1.2	+1.6	+5.0/A
PennsylvaniaMnC m	MP	10.54	+1.1	+1.5	+4.3/A
ShrtDurHYMuniA m	HM	4.47	+1.2	+1.8	+3.4/C
ShrtDurHYMuniC m	HM	4.45	+1.4	+1.8	+2.7/D
Oppenheimer SteelPat					
MLPAlphaA m	LP	6.96	+4.6	+12.5	+13.4/D
MLPAlphaC m	LP	6.50	+4.6	+12.3	+12.5/E
MLPAlphaPlusA m	LP	5.52	+6.0	+17.2	+17.7/B
MLPAlphaPlusC m	LP	5.16	+5.8	+17.0	+16.8/B
MLPAlphaPlusY	LP	5.67	+6.3	+17.4	+18.1/A
MLPAlphaY	LP	7.18	+4.6	+12.4	+13.6/D
MLPIncA m	LP	5.71	+7.2	+17.1	+16.5/B
MLPIncCs m	LP	5.27	+7.2	+17.0	+15.6/C
MLPIncY	LP	5.90	+7.2	+17.2	+16.8/B
MLPSel40A m	LP	7.57	+4.2	+10.1	+12.6/E
MLPSel40C m	LP	7.09	+4.1	+9.8	+11.7/E
MLPSel40I	LP	7.87	+4.2	+10.1	+12.9/E
MLPSel40Y	LP	7.83	+4.2	+10.0	+12.8/E
Optimum					
FxdIncC m	CI	9.31	+1.0	+1.4	+1.6/D
FxdIncInstl	CI	9.30	+1.2	+1.6	+2.6/B
IntlInstl	FB	12.49	+4.6	+8.7	+12.6/A
LgCpGrC m	LG	13.24	+7.2	+11.9	+18.7/B
LgCpGrInstl	LG	17.52	+7.3	+12.0	+19.8/B
LgCpValC m	LV	15.27	+5.6	+8.9	+11.2/E
LgCpValInstl	LV	15.47	+5.7	+9.1	+12.4/D
SmMidCpGrIns	SG	14.62	+10.3	+17.1	+22.5/B
SmMidCpValIns	SV	13.05	+6.7	+13.8	+11.8
Osterweis					
Osterweis	LB	15.53	+6.7	+9.8	+10.6/E
StrInc	HY	11.10	+1.4	+3.0	+7.7/D
PGIM Investments					
BalancedA m	MA	14.90	+4.1	+6.6	+9.4/C
BalancedZ	MA	15.01	+4.2	+6.6	+9.7/B
CAMuniIncA m	MC	10.39	+.6	+.9	+1.6/D
CoreBondZ	CI	9.69	+.8	+1.0	+2.2
GlbRlEstA m	GR	24.32	+6.2	+10.8	+8.9/D
GlbRlEstC m	GR	23.77	+6.2	+10.8	+8.3/D
GlbRlEstZ	GR	24.45	+6.3	+10.9	+9.3/C
GlbTtlRetA m	IB	6.59	+.8	+1.8	+4.3/A
GovrnIncA m	GI	9.36	+.6	+.6	+.7/C
GovrnIncZ	GI	9.34	+.6	+.6	+1.0/B
HighYieldA m	HY	5.33	+1.7	+4.9	+10.1/A
HighYieldB m	HY	5.33	+1.8	+5.1	+9.6/B
HighYieldC m	HY	5.33	+1.8	+5.0	+9.4/B
HighYieldZ	HY	5.35	+1.9	+5.1	+10.4/A
Jen20/20FocA m	LG	13.91	+6.6	+10.7	+16.9/D
Jen20/20FocC m	LG	9.39	+6.6	+10.6	+16.1/D
Jen20/20FocZ	LG	15.58	+6.6	+10.7	+17.3/D
JenEqIncC m	LB	12.26	+5.1	+7.4	+10.1/E
JenEqOppA m	LB	15.77	+5.3	+11.5	+14.1/D
JenFinSerA m	SF	13.84	+6.5	+12.9	+14.5/C
JenHealSciA m	SH	42.99	+7.1	+12.6	+16.5/B
JenHealSciC m	SH	31.33	+7.1	+12.5	+15.7/B
JenHealSciZ	SH	48.00	+7.2	+12.6	+16.8/A
JenMidCapGrA m	MG	25.98	+10.9	+15.1	+15.7/E
JenMidCapGrC m	MG	17.57	+10.9	+15.0	+14.9/E
JenMidCapGrZ	MG	29.03	+10.9	+15.2	+16.0/E
JenNatResA m	SN	31.34	+4.5	+13.1	+8.2/D
JenSmlComA m	SG	20.85	+9.7	+15.7	+16.3/E
JenSmlComC m	SG	9.65	+9.7	+15.7	+15.6/E
JenSmlComZ	SG	22.74	+9.7	+15.7	+16.6/E
JenUtlA m	SU	13.95	+6.2	+6.7	+13.1/B
JenUtlC m	SU	13.88	+6.0	+6.6	+12.2/C
JenUtlZ	SU	13.96	+6.2	+6.7	+13.4/B
JenniFocGrA m	LG	14.55	+8.5	+13.1	+22.0/A
JenniFocGrC m	LG	11.56	+8.4	+13.1	+21.1/A
JennisonBldA m	LG	19.20	+7.7	+12.2	+16.2/D
JennisonDivGrA m	LG	12.42	+7.3	+12.1	+18.6/C
JennisonDivGrC m	LG	10.12	+7.2	+12.1	+17.7/C
JennisonGrA m	LG	38.08	+7.9	+12.7	+21.1/A
JennisonGrC m	LG	30.04	+7.8	+12.6	+20.2/B
JennisonGrZ	LG	41.24	+7.9	+12.7	+21.4/A
JennisonValA m	LV	18.11	+5.8	+9.4	+13.0/C
MuniHiIncA m	HM	10.07	+.7	+1.0	+3.0/C
MuniHiIncC m	HM	10.07	+.7	+.9	+2.2/E
NationalMuniA m	ML	14.54	+.6	+.9	+1.7/D
QMAIntlEqA m	FV	6.90	+4.2	+8.2	+10.2/A
QMALrgCaCoEqA m	LB	13.87	+6.4	+10.5	+15.2/C
QMALrgCaCoEqC m	LB	12.37	+6.4	+10.3	+14.3/C
QMAMidCapValC m	MV	15.38	+5.9	+13.9	+10.9/E
QMASmCpValZ	SV	17.14	+6.3	+15.6	+15.0/B
QMAStockIdxI	LB	44.39	+6.5	+9.8	+15.9/B
QMAStockIdxZ	LB	44.41	+6.5	+9.8	+15.8/B
ShTerCorBdA m	CS	10.80	+1.0	+1.2	+1.9/B
TtlRetBdA m	CI	14.14	+1.4	+1.7	+3.5/A
TtlRetBdC m	CI	14.13	+1.4	+1.6	+2.8/B
TtlRetBdZ	CI	14.10	+1.5	+1.8	+3.8/A
PIA Mutual Funds					
ShrtTrmSecAdv	UB	10.00	+.3	+.6	+1.4/D
PIMCO					
AlAstA m	TV	11.40	+2.2	+4.0	+9.4/A
AlAstAdmin b	TV	11.41	+2.1	+4.0	+9.6/A
AlAstAllAthA m	TV	8.17	+1.4	+3.0	+8.1/B
AlAstAllAthC m	TV	8.16	+1.2	+2.9	+7.3/C
AlAstAllAthI2	TV	8.17	+1.4	+3.0	+8.5/B
AlAstAllAthIns	TV	8.17	+1.5	+3.2	+8.6/B
AlAstC m	TV	11.34	+2.1	+3.9	+8.5/B
AlAstI2	TV	11.41	+2.1	+4.0	+9.7/A
AlAstInstl	TV	11.39	+2.2	+4.0	+9.9/A
AlAstR b	TV	11.32	+2.1	+3.9	+9.1/A
CAIntermMnBdA m	MF	9.72	+.7	+1.1	+1.2/C
CAIntermMnBdIns	MF	9.72	+.7	+1.1	+1.5/B
CAShrtDrMnIncIn	SS	9.86	+.4	+.5	+.9/B
CmdPlsStrA m	BB	5.13	+2.6	+9.9	+11.6
CmdPlsStrI2	BB	5.19	+2.6	+10.0	+12.1
CmdPlsStrIs	BB	5.21	+2.8	+10.0	+12.2
CmdtyRlRtStrA m	BB	5.73	+1.4	+6.1	+3.9/B
CmdtyRlRtStrAdm b	BB	5.76	+1.4	+6.3	+4.1/B
CmdtyRlRtStrC m	BB	5.42	+1.3	+6.1	+3.1/C
CmdtyRlRtStrI2	BB	5.87	+1.6	+6.3	+4.3/B
CmdtyRlRtStrIns	BB	5.88	+1.4	+6.1	+4.4/B
CreditOppsBdI	XS	9.86	+1.2	+2.4	+6.6/A
CreditOppsBdI-2	XS	9.82	+1.2	+2.3	+6.5/A
DivandIncC m	IH	10.97	+2.0	+5.5	+9.5/B
DiversIncA m	MU	10.71	+2.1	+3.7	+8.0/A
DiversIncC m	MU	10.71	+2.0	+3.6	+7.2/A
DiversIncI2	MU	10.71	+2.1	+3.8	+8.3/A
DiversIncInstl	MU	10.71	+2.1	+3.8	+8.4/A
DynamicBdA m	NT	10.78	+.9	+1.4	+6.2/A
DynamicBdC m	NT	10.78	+.8	+1.3	+5.3/B
DynamicBdI	NT	10.78	+.9	+1.5	+6.6/A
DynamicBdI-2	NT	10.78	+.9	+1.5	+6.5/A
EMBdA m	EB	10.14	+2.6	+4.5	+9.0/A
EMBdI2	EB	10.14	+2.6	+4.5	+9.2/A
EMBdInstl	EB	10.14	+2.6	+4.6	+9.4/A
EMCcy&S/TInmtI	CR	8.09	+.3	+1.7	+5.7
EMCorpBdInstl	EB	10.37	+1.7	+2.6	+8.6/A
EMFullSpcBdIns	EB	7.23	+1.4	+3.8	+7.7/B
EmergLclBdA m	XP	6.77	+.6	+3.9	+6.6/C
EmergLclBdI2	XP	6.77	+.7	+3.9	+7.0/B
EmergLclBdInstl	XP	6.77	+.7	+3.9	+7.1/B
EqSLSA m	LO	10.86	+.6	+1.3	+4.8
EqSLSC m	LO	10.32	+.5	+1.3	+4.0
EqSLSI2	LO	11.05	+.5	+1.4	+5.0
EqSLSInstl	LO	11.14	+.5	+1.4	+5.1
ExtendedDrInstl	GL	7.44	+.6	+.3	-.3
GNMA&GovtSecA m	GI	10.83	+.5	+.8	+1.1/A
GNMA&GovtSecC m	GI	10.83	+.5	+.7	+.4/D
GNMA&GovtSecI	GI	10.83	+.6	+.9	+1.5/A
GNMA&GovtSecI-2	GI	10.83	+.6	+.9	+1.4/A
GlBdOppsUSDHA m	IB	10.13	+.9	+1.5	+3.5/B
GlBdOppsUSDHI	IB	10.13	+.9	+1.6	+3.8/A
GlBdOppsUSDHI-2	IB	10.13	+.9	+1.6	+3.7/A
GlBdOppsUnhAdm b	IB	8.89	...	+1.4	+2.6/C
GlBdOppsUnhI	IB	8.89	...	+1.5	+2.9/C
GlbAdvtStrBdIns	IB	10.69	+1.0	+1.9	+5.4
GlbMltAsstA m	IH	12.35	+3.0	+5.9	+9.5
GlbMltAsstC m	IH	12.00	+2.9	+5.8	+8.7
GlbMltAsstI2	IH	12.44	+3.1	+6.0	+10.0
GlbMltAsstInstl	IH	12.46	+3.1	+6.0	+10.1
HYA m	HY	8.67	+2.3	+5.4	+8.4/C
HYAdmin b	HY	8.67	+2.3	+5.4	+8.5/C
HYC m	HY	8.67	+2.3	+5.3	+7.6/D
HYI2	HY	8.67	+2.4	+5.4	+8.7/C

Continued on **next page**

Continued from **previous page**

Mutual Funds

Name	Obj	NAV	4-wk Rtn	YTD Rtn	3-yr Rtn/Rk
HYInstl	HY	8.67	+2.4	+5.4	+8.8/C
HYMnBdA m	HM	8.95	+.8	+1.0	+4.1/B
HYMnBdC m	HM	8.95	+.7	+.9	+3.4/C
HYMnBdI2	HM	8.95	+.8	+1.1	+4.3/A
HYMnBdInstl	HM	8.95	+.8	+1.1	+4.4/A
HYSpectrumA m	HY	9.59	+2.2	+5.2	+9.7/B
HYSpectrumI2	HY	9.59	+2.2	+5.2	+10.0/A
HYSpectrumInstl	HY	9.59	+2.2	+5.2	+10.1/A
IBdUSDHA m	IB	10.78	+1.1	+1.5	+4.5/A
IBdUSDHC m	IB	10.78	+1.0	+1.4	+3.7/A
IBdUSDHI	IB	10.78	+1.1	+1.6	+4.9/A
IBdUSDHI-2	IB	10.78	+1.1	+1.6	+4.8/A
IBdUnhA m	IB	9.41	-.2	+1.5	+2.9/C
IBdUnhAdm b	IB	9.41	-.2	+1.5	+3.1/C
IBdUnhI	IB	9.41	-.1	+1.6	+3.3/B
IBdUnhI-2	IB	9.41	-.1	+1.5	+3.2/B
IncA m	MU	11.93	+1.0	+1.6	+6.4
IncAdmin b	MU	11.93	+1.0	+1.6	+6.5
IncC m	MU	11.93	+.9	+1.5	+5.6
IncI2	MU	11.93	+1.0	+1.6	+6.7
IncInstl	MU	11.93	+1.0	+1.6	+6.8
IncR b	MU	11.93	+.9	+1.5	+6.1
InflRspMlAstIns	XY	7.86	+1.6	+3.6	+6.7
InvtGrdCdtBdA m	TW	10.13	+1.9	+2.7	+4.9/B
InvtGrdCdtBdAdm b	TW	10.13	+1.9	+2.7	+5.1/B
InvtGrdCdtBdC m	TW	10.13	+1.9	+2.6	+4.1/C
InvtGrdCdtBdI	TW	10.13	+2.0	+2.7	+5.3/B
InvtGrdCdtBdI-2	TW	10.13	+2.0	+2.7	+5.2/B
L/TCreditBdI	CL	11.28	+2.6	+3.8	+7.4
L/TCreditBdI-2	CL	11.28	+2.6	+3.8	+7.3
L/TRealRetI	IP	7.97	+.4	+1.5	+3.1
LngDrTtlRetI2	CL	10.25	+1.6	+1.9	+4.7
LngDrTtlRetIns	CL	10.25	+1.6	+1.9	+4.8
LngTrmUSGvtA m	GL	5.95	+1.4	+.6	-.1/D
LngTrmUSGvtI2	GL	5.95	+1.4	+.6	+.1/B
LngTrmUSGvtIns	GL	5.95	+1.4	+.7	+.2/A
LowDrA m	CS	9.74	+.5	+.8	+1.6/C
LowDrAdmin b	CS	9.74	+.5	+.8	+1.6/C
LowDrC m	CS	9.74	+.5	+.8	+1.2/D
LowDrI2	CS	9.74	+.5	+.8	+1.8/C
LowDrIIInstl	CS	9.64	+.5	+.7	+1.8/C
LowDrInstl	CS	9.74	+.5	+.8	+1.9/B
LowDrR b	CS	9.74	+.5	+.8	+1.3/D
LowDurESGIns	CS	9.42	+.6	+.8	+1.7/C
LowDurIncA m	CS	8.54	+1.1	+1.7	+8.6/A
LowDurIncC m	CS	8.54	+1.1	+1.7	+8.2/A
LowDurIncI2	CS	8.54	+1.1	+1.7	+8.9/A
LowDurIncInstl	CS	8.54	+1.2	+1.8	+9.0/A
MnBdA m	ML	9.71	+.7	+.9	+2.6/A
MnBdC m	ML	9.71	+.7	+.9	+2.1/B
MnBdI2	ML	9.71	+.7	+1.0	+2.8/A
MnBdInstl	ML	9.71	+.7	+1.0	+2.9/A
ModDrInstl	CI	10.08	+.7	+.9	+2.4
MortgOpps&BdI	NT	10.82	+.7	+.8	+4.3
MrtgBckdScA m	CI	10.35	+.9	+1.0	+2.3/C
MrtgBckdScIns	CI	10.35	+.9	+1.0	+2.7/B
NYMnBdA m	MN	11.08	+.6	+.9	+1.8/A
NYMnBdInstl	MN	11.08	+.7	+1.0	+2.2/A
RAEFdmAdPLUSIns	NE	9.95	-.3	+.6	+2.4
RAEPLUSA m	LV	6.50	+5.7	+10.3	+17.1
RAEPLUSC m	LV	5.92	+5.7	+10.4	+16.2
RAEPLUSEMGI	EM	9.95	+3.0	+6.6	+23.1
RAEPLUSI	LV	6.86	+5.7	+10.4	+17.5
RAEPLUSI-2	LV	6.81	+5.6	+10.3	+17.4
RAEPLUSII	FV	7.00	+2.0	+6.7	+14.7
RAEPLUSSmallI	SV	10.69	+7.1	+14.3	+20.4/A
RlEstRlRtStrA m	SR	7.99	+8.7	+13.4	+10.6
RlEstRlRtStrC m	SR	6.85	+8.7	+13.2	+9.8
RlEstRlRtStrIns	SR	8.86	+8.7	+13.3	+11.0
RlRetA m	IP	10.71	+.8	+1.5	+2.3/B
RlRetAdmin b	IP	10.71	+.8	+1.5	+2.4/B
RlRetC m	IP	10.71	+.8	+1.4	+1.8/C
RlRetI2	IP	10.71	+.8	+1.5	+2.6/B
RlRetInstl	IP	10.71	+.8	+1.5	+2.7/A
RlRetR b	IP	10.71	+.8	+1.5	+2.0/B
ShrtAsstInvmIns	UB	10.02	+.4	+.5	+2.0/B
ShrtDrMnIncA m	MS	8.38	+.4	+.6	+.8/C
ShrtDrMnIncIns	MS	8.38	+.4	+.6	+1.2/B
ShrtTrmA m	UB	9.80	+.5	+.7	+2.5/A
ShrtTrmAdm b	UB	9.80	+.5	+.7	+2.5/A
ShrtTrmC m	UB	9.80	+.5	+.6	+2.2/A
ShrtTrmI2	UB	9.80	+.5	+.7	+2.7/A
ShrtTrmIns	UB	9.80	+.5	+.7	+2.8/A
ShrtTrmR b	UB	9.80	+.5	+.6	+2.3/A
SrFltngRtA m	BL	9.71	+1.0	+3.4	+4.9/D
SrFltngRtC m	BL	9.71	+.9	+3.3	+4.1/E
SrFltngRtI2 d	BL	9.71	+1.0	+3.4	+5.1/D
SrFltngRtIns d	BL	9.71	+1.0	+3.4	+5.2/D
StkPlsShrtA m	BM	7.78	-5.1	-8.3	-10.6
StkPlsShrtI2	BM	8.03	-5.2	-8.2	-10.4
StkPlsShrtIns	BM	8.05	-5.1	-8.2	-10.3
StksPLUSA m	LB	9.10	+6.8	+10.2	+16.2/A
StksPLUSAbRtA m	LB	9.87	+6.8	+10.4	+18.2/A
StksPLUSAbRtC m	LB	8.89	+6.7	+10.2	+17.3/A
StksPLUSAbRtI2	LB	9.93	+6.8	+10.3	+18.6/A
StksPLUSAbRtIns	LB	10.06	+6.8	+10.4	+18.7/A
StksPLUSC m	LB	8.55	+6.9	+10.2	+15.6/B
StksPLUSIUHdIns	FB	5.42	+3.0	+7.3	+12.5
StksPLUSIUSDHA m	FB	7.29	+4.9	+8.8	+15.2
StksPLUSIUSDHC m	FB	6.65	+4.7	+8.7	+14.3
StksPLUSIUSDHI2	FB	7.63	+5.0	+8.8	+15.5
StksPLUSIUSDHIn	FB	7.70	+4.9	+8.8	+15.6
StksPLUSIns	LB	9.94	+6.9	+10.3	+16.7/A
StksPLUSLngDrIn	XM	6.31	+7.7	+11.9	+19.8
StksPLUSSmA m	SB	9.31	+7.0	+15.1	+21.1
StksPLUSSmC m	SB	8.50	+6.9	+14.9	+20.1
StksPLUSSmI2	SB	9.45	+6.9	+15.1	+21.4
StksPLUSSmIns	SB	9.54	+7.1	+15.1	+21.5
StrategicBdA m	NT	10.68	+.8	+1.2	+6.5/A
StrategicBdI	NT	10.68	+.8	+1.3	+7.0/A
StrategicBdI-2	NT	10.68	+.8	+1.3	+6.9/A
TotRetESGAdm b	CI	8.92	+1.1	+1.3	+2.4/C
TotRetESGI2	CI	8.92	+1.1	+1.3	+2.5/C
TotRetESGIns	CI	8.92	+1.1	+1.4	+2.6/B
TtlRetA m	CI	10.01	+1.0	+1.2	+2.5/C
TtlRetAdm b	CI	10.01	+1.0	+1.2	+2.6/B
TtlRetC m	CI	10.01	+.9	+1.1	+1.7/D
TtlRetI2	CI	10.01	+1.0	+1.2	+2.8/B
TtlRetIIIns	CI	9.50	+1.2	+1.3	+3.1/B
TtlRetIVIns	CI	10.25	+1.2	+1.4	+2.7/B
TtlRetIns	CI	10.01	+1.0	+1.2	+2.9/B
TtlRetR b	CI	10.01	+1.0	+1.2	+2.2/C
PNC					
CorFI b	CI	16.43	+1.3	+1.7	+2.2/C
DiversEq b	LB	23.54	+4.9	+8.9	+11.9/E
IntlEqA m	FG	22.22	+3.6	+8.0	+12.4/A
IntlEqIns	FG	22.41	+3.7	+8.1	+12.7/A
MltFctrLgCpGrI	LG	31.92	+7.5	+11.3	+15.8/D
MltFctrLgCpValI	LV	24.62	+6.2	+13.0	+9.3/E
SmCpI	SG	18.19	+9.1	+14.9	+12.4/E
TtlRetAdvtgIns	CI	10.51	+1.3	+1.8	+2.6/C
TxExLtdMatBdIns	MS	10.30	+.5	+.9	+.7/D
UltraShrtBdI	UB	9.91	+.4	+.5	+1.2/D
PRIMECAP Odyssey					
AgrsGr	MG	44.25	+9.3	+15.5	+24.5/A
Gr	LG	39.13	+8.2	+12.7	+22.3/A
Stk	LB	31.80	+7.3	+10.5	+17.9/A
Pacific Capital					
TxFrSecY	MI	10.14	+.7	+1.2	+1.5/C
TxFrShrtIntrScY	MS	10.07	+.5	+.8	+.6/D
Pacific Funds					
OptmzAgrsGrA m	XM	13.87	+5.7	+10.1	+13.1
OptmzAgrsGrC m	XM	13.41	+5.7	+10.0	+12.4
OptmzCnsrA m	XY	10.05	+2.0	+3.6	+5.7
OptmzCnsrC m	XY	9.80	+2.0	+3.5	+4.9
OptmzGrA m	AL	12.45	+5.0	+8.8	+11.3
OptmzGrB m	AL	12.21	+5.0	+8.7	+10.6
OptmzGrC m	AL	12.16	+5.0	+8.8	+10.6
OptmzModA m	MA	11.74	+4.2	+7.2	+9.4
OptmzModB m	MA	11.54	+4.1	+7.1	+8.6
OptmzModC m	MA	11.51	+4.1	+7.1	+8.6
OptmzModCnsrA m	CA	10.50	+2.9	+5.2	+7.2
OptmzModCnsrC m	CA	10.25	+2.9	+5.1	+6.5
Paradigm					
Val d	SB	46.81	+7.5	+11.6	+19.5/A
Parametric					
EmMktsInstl	EM	14.10	+2.5	+6.3	+11.9/D
EmMktsInv b	EM	14.06	+2.4	+6.2	+11.6/D
TxMgEMktIs	EM	47.05	+2.4	+6.0	+11.9/D
Parnassus					
CorEqInv	LB	42.52	+7.2	+9.1	+14.6/C
FI	CI	16.18	+1.5	+1.8	+1.6/D
Parnassus	LB	45.82	+7.7	+13.0	+15.4/C
Pax					
BalIndvInv b	MA	22.36	+3.5	+5.8	+8.8/D
ESGBtQlIndvInv b	LB	19.02	+6.0	+9.2	+14.5/C
HYBdIndvInv b	HY	6.50	+2.0	+4.7	+9.2/B
Payden					
CAMnInc	MF	10.15	+.6	+.8	+1.7/A
CorBdInv	CI	10.39	+1.2	+1.6	+3.0/B
EmMktsBdInv	EB	13.16	+3.3	+5.9	+7.7/B
EqInc	LV	16.33	+5.3	+8.7	+12.5/D
GNMAInv	GI	9.19	+.5	+.9	+1.1/A
GlbFI	IB	8.77	+1.3	+1.7	+3.2/C
GlbLowDr	IB	9.91	+.8	+1.0	+1.7/D
HiIncInv	HY	6.31	+2.4	+5.6	+7.6/D
LowDr	CS	9.96	+.6	+.7	+1.7/C
LtdMat	UB	9.45	+.6	+.7	+1.8/B
USGvtInv	GS	10.20	+.4	+.5	+.5/C
Pear Tree					
PlrsFgnVlInstl	FV	20.35	+1.9	+7.3	+11.5/A
PlrsFgnVlOrd b	FV	20.42	+1.8	+7.2	+11.2/A
PlrsSmCpOrd b	SB	24.20	+7.3	+12.7	+14.2/D
PnAgrEMOrdinary b	EM	20.38	+5.1	+8.0	+9.4/E
QualOrd b	LB	17.80	+7.2	+8.3	+15.8/B
Performance					
MnBdInstl d	MI	24.03	+.8	+1.2	+2.2/A
StrBd d	MU	22.23	+.8	+.9	+4.5/D
Permanent					
I	CA	38.24	+3.5	+6.6	+6.4
Perritt					
MicroCpOppsInv d	SB	24.98	+8.2	+14.6	+13.0/D
UltraMicroCp d	SB	14.81	+7.9	+17.4	+13.9/D
Pioneer					
A m	LB	26.47	+4.7	+6.9	+14.7/C
AMTFreeMnA m	ML	14.30	+.5	+.9	+1.7/D
AMTFreeMnY	ML	14.27	+.6	+1.0	+2.0/C
BalA m	MA	8.86	+4.7	+6.6	+9.5/C
BdA m	CI	9.46	+1.2	+1.5	+3.1/B
BdC m	CI	9.35	+1.0	+1.3	+2.3/C
BdY	CI	9.37	+1.1	+1.5	+3.4/A
C m	LB	22.66	+4.6	+6.8	+13.8/D
CorEqA m	LB	17.66	+7.0	+10.9	+14.7/C
DiscpGrA m	LG	15.39	+8.8	+11.8	+14.7/E
DiscpGrY	LG	15.81	+8.7	+11.7	+14.9/E
DiscpValA m	LV	13.09	+7.1	+11.4	+13.8/B
DiscpValY	LV	13.16	+7.1	+11.4	+14.1/B
EqIncA m	LV	33.19	+5.9	+9.2	+13.5/B
EqIncC m	LV	32.63	+5.8	+9.1	+12.7/C
EqIncR b	LV	33.85	+5.9	+9.2	+13.0/C
GlbHYA m	HY	8.47	+1.9	+4.4	+8.7/C
GlbHYC m	HY	8.45	+2.0	+4.4	+7.9/D
GlbHYY	HY	8.32	+2.0	+4.5	+9.0/C
HYA m	HY	9.37	+2.3	+5.0	+9.6/B
HYY	HY	9.37	+2.2	+4.9	+9.8/B
HiIncMnA m	HM	7.23	+.4	+.8	+4.4/A
HiIncMnC m	HM	7.24	+.5	+.8	+3.6/B

Name	Obj	NAV	4-wk Rtn	YTD Rtn	3-yr Rtn/Rk
IntlEqA m	FB	20.16	+2.7	+5.7	+7.9/D
MidCpValA m	MV	20.85	+7.8	+13.9	+10.6/E
R b	LB	26.59	+4.6	+6.8	+14.2/D
RlEsttA m	SR	15.65	+8.3	+12.0	+7.9/E
SelMidCpGrA m	MG	40.21	+10.9	+17.1	+19.9/B
SelMidCpGrY	MG	44.01	+10.9	+17.0	+20.2/B
ShrtTrmIncY	CS	9.37	+.5	+.6	+2.0/B
SolusBalA m	IH	10.98	+3.0	+5.8	+5.6
SolusBalC m	IH	10.07	+2.9	+5.6	+4.8
StrIncA m	MU	10.44	+1.1	+1.8	+4.8/D
StrIncC m	MU	10.21	+1.1	+1.7	+4.1/D
StrIncR b	MU	10.61	+1.1	+1.8	+4.5/D
StrIncY	MU	10.44	+1.3	+1.9	+5.2/C
Y	LB	26.86	+4.7	+7.0	+15.0/C
Polaris					
GlbVal d	WS	25.35	+3.3	+8.3	+12.2/C
Praxis					
GenesisBalA m	MA	13.12	+3.7	+6.0	+8.8/D
GenesisGrA m	AL	14.32	+4.1	+7.7	+11.2
GrIdxA m	LG	24.13	+6.3	+9.4	+17.6/C
ImpactBdA m	CI	10.20	+1.0	+1.0	+1.4/E
Principal					
CAMnA m	MF	10.31	+.8	+1.1	+1.9/A
CorPlusBdA m	CI	10.56	+1.2	+1.7	+2.4/C
CorPlusBdIns	CI	10.56	+1.3	+1.9	+2.8/B
CorPlusBdJ m	CI	10.64	+1.3	+1.8	+2.4/C
CptlAprcA m	LB	44.33	+6.6	+9.6	+15.0/C
CptlAprcC m	LB	29.75	+6.6	+9.4	+14.1/D
DiversIntlA m	FB	11.60	+3.3	+7.4	+8.3/D
DiversIntlIns	FB	11.52	+3.3	+7.6	+8.8/C
DiversIntlJ m	FB	11.45	+3.2	+7.4	+8.4/D
EqIncA m	LV	30.06	+5.7	+8.5	+15.0/A
EqIncC m	LV	29.23	+5.6	+8.4	+14.2/B
GvtHiQualBdA m	GI	10.19	+.6	+.8	+.8/B
HYA m	HY	7.04	+1.9	+5.0	+8.9/C
HYC m	HY	7.12	+2.0	+5.0	+8.1/D
HYIIns	HY	9.41	+1.7	+4.6	+8.6/C
IncA m	CI	9.35	+1.4	+1.7	+3.5/A
InflProtIns	IP	8.25	+.7	+1.2	+1.8/C
IntlEMA m	EM	24.45	+4.3	+6.5	+12.8/D
IntlEMJ m	EM	23.51	+4.3	+6.6	+12.9/D
IntlIIns	FG	13.36	+6.4	+10.6	+9.6/C
LCpSP500IdxA m	LB	17.08	+6.4	+9.8	+15.6/B
LCpSP500IdxIs	LB	17.06	+6.5	+9.8	+15.9/B
LCpSP500IdxJ m	LB	16.90	+6.5	+9.8	+15.7/B
LfTm2010Ins	TA	12.48	+2.6	+4.3	+7.0/C
LfTm2010J m	TA	12.44	+2.6	+4.4	+6.8/C
LfTm2020A m	TE	13.35	+3.6	+6.0	+8.7/B
LfTm2020Ins	TE	13.24	+3.7	+6.0	+9.1/B
LfTm2020J m	TE	13.17	+3.6	+6.0	+8.9/B
LfTm2030A m	TH	13.63	+4.6	+7.6	+10.3/D
LfTm2030Ins	TH	13.58	+4.7	+7.7	+10.7/C
LfTm2030J m	TH	13.54	+4.6	+7.6	+10.5/C
LfTm2040A m	TJ	14.14	+5.4	+8.9	+11.6/D
LfTm2040Ins	TJ	14.41	+5.4	+8.9	+12.1/C
LfTm2040J m	TJ	14.28	+5.4	+8.8	+11.8/D
LfTm2050Ins	TN	14.44	+5.9	+9.6	+12.8/C
LfTm2050J m	TN	14.02	+5.8	+9.6	+12.5/D
LfTmStrIncIns	RI	11.51	+2.2	+3.6	+5.3/D
LfTmStrIncJ m	RI	11.46	+2.2	+3.6	+5.1/D
LgCpGrA m	LG	5.44	+7.9	+12.4	+15.0/E
LgCpGrIIns	LG	14.53	+8.7	+12.8	+22.2/A
LgCpGrIJ m	LG	11.69	+8.7	+12.8	+22.1/A
LgCpGrJ m	LG	4.72	+8.0	+12.6	+15.2/E
LgCpValIIIns	LV	15.55	+5.6	+8.4	+13.8/B
LgCpValIIIJ m	LV	15.33	+5.6	+8.4	+13.4/C
MdCpA m	MG	25.24	+10.7	+14.2	+18.3/C
MdCpGrIIIIns	MG	10.91	+10.4	+15.1	+17.5/C
MdCpGrJ m	MG	6.14	+11.2	+17.9	+19.0/B
MdCpJ m	MG	24.24	+10.7	+14.2	+18.5/C
MdCpSP400IdxJ m	MB	18.83	+8.0	+13.9	+15.7/B
MdCpValIIIJ m	MV	16.24	+7.7	+14.4	+10.3/E
MdCpValIns	MV	13.28	+7.3	+12.0	+14.0/B
PrefSecIns	RR	9.77	+2.2	+4.5	+5.8/D
PrefSecJ m	RR	9.56	+2.1	+4.3	+5.5/D
RlEsttSecA m	SR	24.76	+9.6	+13.4	+11.1/B
RlEsttSecIns	SR	24.79	+9.6	+13.5	+11.5/A
RlEsttSecJ m	SR	24.02	+9.6	+13.4	+11.3/A
SAMgBA m	MA	14.59	+3.7	+6.1	+9.3/C
SAMgBC m	MA	14.34	+3.7	+6.1	+8.5/D
SAMgCnsBA m	CA	11.45	+2.9	+4.7	+7.2/C
SAMgCnsBC m	CA	11.31	+2.8	+4.5	+6.4/D
SAMgCnsGA m	AL	15.99	+4.6	+7.7	+11.6/B
SAMgCnsGC m	AL	14.74	+4.6	+7.6	+10.8/D
SAMgmtFlxIncA m	XY	11.78	+2.3	+3.6	+6.1/B
SAMgmtFlxIncC m	XY	11.65	+2.2	+3.5	+5.2/C
SAMgmtStrGrA m	XM	16.89	+5.4	+8.9	+12.2/D
SAMgmtStrGrC m	XM	15.10	+5.3	+8.8	+11.3/D
ShrtTrmIncA m	CS	12.09	+.7	+.9	+1.8/C
SmCpA m	SB	20.15	+9.2	+15.8	+16.6/B
SmCpGrIIns	SG	12.89	+11.0	+18.3	+23.7/B
SmCpGrIJ m	SG	8.93	+11.1	+18.3	+23.4/B
SmCpIns	SB	21.81	+9.2	+15.8	+17.1/B
SmCpJ m	SB	19.14	+9.1	+15.8	+16.8/B
SmCpSP600IdxIns	SB	24.69	+7.6	+13.9	+18.5/A
SmCpSP600IdxJ m	SB	23.25	+7.5	+13.9	+18.2/A
SmCpValIIIns	SV	10.34	+7.7	+14.9	+14.2/C
TxExBdA m	MI	7.09	+.9	+1.1	+1.9/B
ProFunds					
BtchUltrSctInv	LE	58.11	+1.9	+11.9	+11.6/E
BullInv	LE	125.27	+6.4	+9.6	+13.9/D
IntUltraSectInv	LE	91.03	+13.7	+25.9	+46.7/A
NASDAQ100Inv	LG	69.08	+7.3	+10.8	+19.5/B
RlEsttUltSctInv	LE	47.36	+13.2	+19.3	+15.3/D
UltBullInv	LE	58.26	+12.9	+19.4	+28.1/B
UltMidCpInv	LE	41.60	+16.1	+28.6	+28.1/B
UltNASDAQ100Inv	LE	64.46	+14.7	+21.9	+38.9/A
Prospector					
Opp m	MB	20.28	+7.0	+9.8	+14.2/C
Provident Trust					
TrustStr	LG	14.88	+5.7	+8.1	+16.4/D
Putnam					
AMTFreeMnA m	ML	14.80	+.6	+.9	+1.8/C
CATxExIncA m	MC	7.94	+.5	+.9	+2.0/B
CnvrtSecA m	CV	23.87	+6.8	+10.3	+14.1/C
CnvrtSecY	CV	23.86	+6.9	+10.4	+14.4/C
CptlSpectrumA m	AL	28.15	+3.7	+8.0	+.1/E
CptlSpectrumC m	AL	26.57	+3.7	+7.9	-.7/E
CptlSpectrumY	AL	28.55	+3.7	+8.0	+.3/E
DiversIncA m	NT	6.83	+2.0	+4.0	+7.8/A
DiversIncC m	NT	6.70	+2.0	+3.9	+7.0/A
DiversIncM m	NT	6.69	+2.0	+3.9	+7.6/A
DynAstAlcBalA m	MA	14.02	+4.4	+7.2	+9.5/C
DynAstAlcBalB m	MA	13.95	+4.3	+7.1	+8.7/D
DynAstAlcBalC m	MA	13.59	+4.3	+7.1	+8.7/D
DynAstAlcBalY	MA	14.06	+4.5	+7.2	+9.8/B
DynAstAlcCnsrA m	TV	10.36	+2.7	+4.3	+5.6/D
DynAstAlcCnsrY	TV	10.40	+2.8	+4.3	+5.9/D
DynAstAlcGrA m	AL	15.21	+5.4	+9.0	+12.0/B
DynAstAlcGrB m	AL	14.87	+5.2	+8.9	+11.1/C
DynAstAlcGrC m	AL	14.21	+5.3	+9.0	+11.1/C
DynAstAlcGrY	AL	15.38	+5.3	+9.0	+12.3/B
EqIncA m	LV	23.13	+5.2	+9.3	+14.0/B
EqIncB m	LV	22.83	+5.2	+9.2	+13.1/C
EqIncC m	LV	22.83	+5.2	+9.2	+13.1/C
EqIncM m	LV	22.80	+5.2	+9.2	+13.4/C
EqIncY	LV	23.14	+5.2	+9.3	+14.3/B
EqSpectrumA m	MB	34.20	+4.5	+8.0	+5.2/E
EqSpectrumC m	MB	31.87	+4.5	+7.9	+4.4/E
EqSpectrumY	MB	34.90	+4.6	+8.1	+5.4/E
EuropeEqA m	ES	23.56	+3.7	+7.1	+4.9/D
FixIncAbReA m	NT	9.63	+1.4	+2.5	+5.1/B
FixIncAbReC m	NT	9.59	+1.3	+2.4	+4.3/C
FixIncAbReY	NT	9.63	+1.3	+2.5	+5.4/B
FltngRtIncA m	BL	8.42	+1.0	+3.7	+5.5/C
FltngRtIncC m	BL	8.41	+1.0	+3.6	+4.6/D
GlbEqA m	WS	15.14	+6.1	+10.0	+12.4/C
GlbHCA m	SH	49.29	+5.0	+7.7	+8.4/E
GlbHCY	SH	53.09	+5.0	+7.7	+8.7/E
GlbIncA m	IB	11.75	+1.0	+1.9	+3.6/B
GlbNatrlResA m	SN	15.01	+3.8	+8.7	+5.8/E
GlbUtlsA m	SU	12.49	+4.8	+6.1	+9.7/E
GrOppsA m	LG	33.20	+7.9	+11.5	+21.6/A
GrOppsB m	LG	27.70	+7.9	+11.4	+20.7/A
GrOppsC m	LG	28.24	+7.9	+11.4	+20.7/A
HighYieldA m	HY	5.69	+2.2	+5.2	+9.3/B
HighYieldM m	HY	5.66	+2.2	+5.2	+9.0/C
IncA m	CI	6.81	+1.2	+1.5	+3.9/A
IncC m	CI	6.74	+1.0	+1.4	+3.2/B
IncM m	CI	6.61	+1.1	+1.5	+3.7/A
IncY	CI	6.93	+1.2	+1.6	+4.2/A
IntlCptlOppsA m	FA	35.23	+5.1	+10.1	+11.0/A
IntlEqA m	FB	21.18	+3.3	+7.0	+6.9/E
IntlEqY	FB	21.41	+3.3	+6.9	+7.1/E
IntlGrA m	FG	20.08	+4.6	+7.6	+8.4/D
IntlValA m	FV	10.09	+2.1	+5.2	+7.0/D
MATEIncA m	MT	9.42	+.5	+.8	+1.5/B
MNTEIncA m	SM	9.11	+.4	+.7	+1.4/C
MltAsAbRtA m	AM	11.19	+3.3	+4.6	+3.7/B
MltAsAbRtC m	AM	10.87	+3.3	+4.5	+2.9/C
MltAsAbRtY	AM	11.22	+3.3	+4.6	+3.9/B
MortgageSecsA m	CI	12.33	+.9	+2.0	+1.3/E
NJTEIncA m	MJ	9.11	+.5	+.9	+2.1/C
NYTEIncA m	MY	8.38	+.6	+.9	+1.7/C
OhioTEIncA m	MO	8.86	+.6	+.9	+1.5/C
PETEIncA m	MP	8.94	+.6	+.8	+1.6/C
RsrchA m	LB	30.23	+5.8	+9.5	+16.4/A
RtrReady2020A m	TE	18.50	+2.5	+4.0	+5.0/E
RtrReady2025A m	TG	21.09	+3.1	+4.9	+6.5/E
RtrReady2030A m	TH	20.99	+3.8	+6.0	+8.1/E
RtrReady2035A m	TI	21.17	+4.3	+7.0	+9.6/E
ShrtDurBdA m	CS	10.04	+.8	+1.0	+3.4/A
ShrtDurBdY	CS	10.05	+.8	+1.0	+3.6/A
SmCpGrA m	SG	42.20	+11.1	+16.4	+22.0/C
SmCpGrY	SG	43.76	+11.1	+16.4	+22.3/C
SmCpValA m	SV	10.47	+6.8	+15.6	+13.1/D
SmCpValY	SV	11.12	+6.9	+15.6	+13.4/C
SustFutureA m	MV	16.25	+9.4	+13.1	+12.9/D
SustLeadersA m	LG	83.06	+8.2	+11.5	+20.3/B
SustLeadersB m	LG	61.52	+8.2	+11.4	+19.4/B
SustLeadersM m	LG	69.82	+8.2	+11.4	+19.7/B
SustLeadersY	LG	89.82	+8.3	+11.6	+20.7/B
TEIncA m	ML	8.47	+.6	+.9	+2.1/B
TxFrHYA m	HM	12.34	+.7	+.9	+3.2/C
QCI					
BalIns	CA	11.51	+4.1	+6.6	+9.0/A
QS					
CnsrvGrA m	MA	13.81	+3.4	+5.8	+9.0/C
DefesvGrA m	CA	12.78	+2.4	+4.2	+7.0/C
GlbEqA m	WS	15.76	+6.1	+10.4	+13.2/B
GrA m	XM	15.43	+4.9	+8.6	+11.3/E
ModGrA m	AL	15.29	+4.2	+7.4	+10.6/D
SP500IdxA b	LB	24.88	+6.5	+9.7	+15.5/B
Quaker					
ImpGrAdv m	LG	31.62	+6.6	+10.9	+12.4/E
RBC					
EntprI d	SB	18.37	+9.0	+16.9	+15.5/C
SMIDCpGrI d	MG	13.80	+10.3	+14.8	+16.8/D
Reynolds					
BlueChipGr b	LG	50.00	+7.3	+11.5	+12.4/E
Rice Hall James					
MicroCpIns d	SG	28.74	+8.5	+13.0	+20.9/C
SmCpIns	SG	8.10	+8.3	+13.9	+11.0/E
RiverNorth					
CorOppR m	MA	7.94	+4.3	+9.1	+13.7/A
dbleInStrIncI d	MU	10.04	+1.2	+3.6	+5.5
dbleInStrIncR m	MU	10.06	+1.3	+3.6	+5.2

Name	Obj	NAV	4-wk Rtn	YTD Rtn	3-yr Rtn/Rk
Riverbridge					
GrIns d	MG	19.59	+8.3	+12.3	+20.7/B
Rockefeller					
CorTxableBdIns	CI	9.87	+1.0	+1.1	+1.7/D
IntermTENYBdIns	MN	10.05	+.6	+1.0	+.6/E
IntermTENtBdIns	MI	10.12	+.7	+1.2	+.8/E
Royce					
LowPricedStkSvc m	SB	7.07	+5.5	+11.7	+14.9/C
MicroCpInvm d	SB	10.42	+5.7	+11.4	+14.0/D
OppInvm d	SV	11.75	+8.6	+18.4	+20.0/A
PEMutCnslt m	SB	7.03	+8.2	+13.8	+16.9/B
PEMutInvm d	SB	8.83	+8.2	+13.9	+18.1/A
PremInvm d	SG	13.25	+8.6	+14.0	+19.9/C
Sm/MdCpPremSvc m	MB	11.81	+6.1	+10.3	+13.5/C
SmCpValSvc m	SV	9.47	+7.5	+13.7	+12.0/E
SmlrCoGrSvc m	SG	7.64	+8.2	+14.2	+17.3/D
SpecEqInvm d	SV	19.14	+5.6	+9.8	+15.0/B
TtlRetInvm d	SB	10.87	+6.7	+11.9	+14.6/C
Russell					
InvEmergMktsS	EM	18.22	+4.4	+8.2	+14.9
InvEqIncS	LB	22.73	+5.6	+10.7	+15.1
InvGbRlEstSecS	GR	33.77	+6.1	+10.7	+9.6
InvGlobalEqS	WS	9.21	+4.9	+8.7	+14.2
InvIntlDvdMktS	FB	34.18	+2.1	+6.5	+9.5
InvInvmGrdBdS	CI	20.78	+.7	+.9	+1.5
InvLPBalStrA m	MA	10.45	+1.7	+4.8	+8.0
InvLPBalStrC b	MA	10.18	+1.6	+4.7	+7.2
InvLPBalStrS	MA	10.59	+1.6	+4.7	+8.1
InvLPCnsrvStrA m	XY	9.42	+1.4	+2.7	+4.4
InvLPCnsrvStrC b	XY	9.30	+1.3	+2.6	+3.6
InvLPEqGrStrA m	AL	12.36	+3.3	+7.5	+11.3
InvLPEqGrStrC b	AL	10.94	+3.2	+7.4	+10.5
InvLPEqGrStrS	AL	12.44	+3.3	+7.5	+11.6
InvLPGrStrA m	AL	11.50	+2.1	+6.0	+10.1
InvLPGrStrC b	AL	11.04	+2.1	+5.8	+9.2
InvLPGrStrS	AL	11.67	+2.2	+6.0	+10.3
InvLPModStrA m	CA	9.83	+1.7	+3.5	+6.2
InvLPModStrC b	CA	9.67	+1.7	+3.4	+5.4
InvLPModStrS	CA	9.89	+1.6	+3.5	+6.4
InvShrtDurBdS	CS	19.01	+.6	+.9	+2.0
InvStratBdS	CI	10.60	+.7	+1.0	+2.1
InvTEBdS	MI	22.88	+.6	+1.0	+1.8
InvTxMgdUSLgCpS	LB	41.59	+6.4	+10.2	+14.6
InvTxMgdUSMSCpS	SG	27.63	+7.4	+13.5	+15.4
InvUSSmCpEqS	SB	27.10	+6.9	+14.4	+17.5
SustEqS	LB	49.67	+6.0	+8.7	+13.7
Rydex					
BasBiotechInv	SH	80.37	+4.1	+14.7	+13.8/C
DynSP500H b	LE	110.04	+12.8	+19.5	+28.0/B
GvLnBd12xStrInv	GD	50.83	+1.5	+.7	-1.8/A
HCInv	SH	31.76	+6.5	+10.9	+14.2/B
IvGvLnBdStrInv	IT	34.45	-1.1	-.5	+.3/A
IvSP500StrInv	BM	58.58	-6.0	-8.9	-14.0/A
NASDAQ1002xStrH b	LE	136.73	+14.7	+21.9	+39.0/A
NASDAQ100Inv	LG	36.55	+7.3	+10.9	+20.2/B
NovaInv	LE	73.25	+9.6	+14.5	+21.4/D
SP500PureGrH b	LG	63.59	+7.7	+12.1	+15.9/D
SP500PureValH b	LV	76.70	+4.9	+11.7	+14.1/B
TechInv	ST	97.24	+11.8	+15.8	+26.1/C
UtlsInv	SU	43.96	+6.6	+4.7	+11.1/D
SEI					
CAMuniBdF	MF	10.72	+.7	+1.2	+.8/D
CoreFxdIncF	CI	11.03	+1.1	+1.2	+2.4/C
EmergMktsDbtF	EB	9.62	+2.0	+4.6	+6.5/C
EmergingMktsEqF	EM	11.33	+5.5	+8.4	+15.1/B
GNMAF	GI	10.19	+.4	+.8	+1.0/A
HighYieldBdF	HY	6.78	+2.2	+4.7	+10.4/A
IntermTermMuniF	MI	11.56	+.7	+1.2	+1.4/C
IntlEqF	FB	10.27	+3.6	+7.7	+8.7/C
IntlFxdIncF	IB	10.07	+.9	+1.2	+2.9/C
LargeCapGrowthF	LG	33.23	+8.5	+11.7	+16.9/D
LargeCapValueF	LV	22.60	+5.6	+9.6	+14.2/B
MaschtsMuniBdF	MT	10.51	+.9	+1.3	+.6/E
MidCapF	MB	24.42	+8.2	+13.5	+16.0/A
NewJrsyMuniBdF	MJ	10.39	+.8	+1.2	+1.4/E
NewYorkMuniBdF	MN	10.68	+.8	+1.3	+.8/D
PnnylvnMuniBdF	MP	10.73	+.9	+1.4	+1.1/E
S&P500IndexF	LB	63.47	+6.5	+9.8	+15.7/B
ShortDurGovtF	GS	10.22	+.3	+.3	+.7/B
SmallCapGrowthF	SG	32.76	+8.0	+13.2	+19.3/D
SmallCapValueF	SV	21.21	+7.0	+15.0	+12.0/E
TaxMgdSm/MdCpF	SB	20.80	+6.9	+12.6	+14.3/D
TxMgdLCpF	LB	25.82	+6.4	+10.0	+14.8/C
USMgdVolF	LV	16.37	+5.6	+7.6	+11.6/D
UltraShtDurBdF	UB	9.31	+.4	+.5	+1.7/C
SSGA					
IntlStkSelionN b	FV	9.88	+3.5	+7.9	+7.4/D
SP500IdxN b	LB	34.81	+6.5	+9.8	+15.9/B
Salient					
SelIncA m	RR	20.92	+5.4	+9.4	+7.8/A
SelIncC m	RR	20.29	+5.4	+9.3	+7.1/B
Schroder					
NorthAmrcnEqInv	LB	15.76	+5.4	+9.0	+15.2
TtlRetFIInv	CI	9.57	+1.1	+1.6	+2.7
Schwab					
Bal	MA	14.82	+4.6	+7.3	+10.4/A
CATFBd	MF	11.75	+.5	+.8	+1.3/C
CorEq	LB	19.79	+6.2	+10.2	+14.8/C
DivEq	LV	14.31	+6.0	+10.8	+12.3/D
FdmtlIntlLgCIdx	FV	8.43	+2.2	+6.4	+11.0/A
FdmtlUSLgCIdx	LV	15.98	+6.0	+9.8	+14.3/B
FdmtlUSSmCIdx	SB	13.42	+7.4	+14.4	+16.5/B
GlbRlEstt	GR	7.69	+6.8	+11.9	+10.7/B
HC	SH	24.16	+3.9	+5.3	+12.6/D
HdgdEq	LO	15.56	+2.7	+5.2	+8.1/B
IntermTrmBd	CI	9.82	+.3	+.4	+1.0/E
IntlIdx	FB	18.67	+3.1	+6.5	+9.7/B
LgCpGr	LG	16.39	+7.4	+11.0	+15.9/D
MktTrackAllEq	XM	17.80	+5.6	+10.0	+14.6/A
MktTrackBal	MA	17.45	+3.9	+6.5	+9.4/C
MktTrackCnsrv	CA	15.46	+2.9	+4.6	+6.6/D
MktTrackGr	AL	21.89	+4.8	+8.3	+12.1/B
SP500Idx	LB	42.06	+6.5	+9.8	+16.0/B
Schwab1000Idx	LB	61.57	+6.8	+10.4	+16.2/A
SmCpEq	SB	17.06	+8.4	+15.7	+17.0/B
SmCpIdx	SB	28.22	+7.9	+14.7	+18.4/A
TFBd	MI	11.60	+.6	+.9	+1.3/C
Trgt2010	TA	12.62	+2.7	+4.2	+6.3/D
Trgt2020	TE	13.43	+3.1	+5.1	+8.0/D
Trgt2030	TH	14.63	+4.4	+7.2	+10.4/C
Trgt2040	TJ	15.39	+5.1	+8.5	+12.0/C
TrsInflPrtScIdx	IP	10.75	+.7	+1.2	+1.9/C
TtlStkMktIdx	LB	48.24	+6.9	+10.7	+16.5/A
Schwartz					
MariaBd	XY	11.32	+1.8	+2.0	+3.6/E
MariaGr	MG	31.72	+9.6	+12.5	+18.3/C
MariaRisingDiv	LB	17.53	+8.5	+10.7	+14.6/C
Segall Bryant & Hami					
ColorTaxFrRet	SI	11.37	+.5	+.9	+1.6/A
GlbLrgCpRetail	WS	10.11	+3.2	+6.2	+9.6/E
MdCpValDivRtl	MV	23.70	+5.5	+11.4	+10.6/E
PlusBdRtl	CI	10.43	+.9	+1.3	+2.8/B
QuaHiYldRetail	HY	8.70	+1.8	+4.0	+8.1/D
SmCpVal d	SB	12.23	+7.1	+12.8	+17.5/B
Selected					
AmrcnD	LB	33.30	+5.8	+11.0	+15.4/B
AmrcnS b	LB	33.23	+5.8	+11.0	+15.0/C
Sequoia					
Sequoia	LG	145.91	+6.6	+10.4	+8.7/E
Seven Canyons					
WldInnovtrInv d	SW	15.88	+5.2	+9.0	+14.7/C
Shelton					
CMCATFInc	MF	11.38	+.6	+.9	+1.0/D
CMCorValDrct	LV	19.40	+5.1	+9.5	+10.3/E
CMSP500IdxDrct	LB	52.56	+6.5	+9.7	+15.8/B
CMSPMdCpIdxDrct	MB	24.00	+8.0	+14.0	+15.9/B
CMSPSmCpIdxDrct	SB	21.47	+7.5	+13.6	+17.5/B
Sit					
DivGrI d	LB	13.57	+5.9	+8.1	+13.1/D
LgCpGr d	LG	39.18	+7.3	+9.9	+16.1/D
MidCpGr d	MG	17.33	+10.1	+14.5	+14.4/E
MinnesotaTFInc	SM	10.34	+.6	+.8	+2.1/A
SmCpGr d	MG	51.20	+9.4	+15.2	+13.6/E
TFInc	MI	9.55	+.5	+1.0	+2.8/A
USGvtSec	UB	10.86	+.2	+.4	+1.1/E
Smead Funds					
Val1	LV	44.48	+4.0	+7.3	+14.1/B
ValInv b	LV	44.48	+4.0	+7.3	+13.8/B
Snow Capital					
LSOppsA m	MV	25.67	+2.9	+8.1	+15.1/A
LSOppsIns d	MV	25.93	+2.9	+8.1	+15.4/A
Sound Shore					
ShoreInv	LV	40.27	+4.7	+8.8	+12.6/D
Spirit of America					
IncA m	CL	11.66	+1.5	+2.5	+4.2/B
LgCpValA m	LB	20.31	+6.3	+9.6	+12.9/D
MnTFBdA m	MI	9.29	+.5	+.6	+1.7/B
RlEsttIncGrA m	SR	11.37	+9.1	+13.4	+10.4/B
State Farm					
Bal	MA	67.09	+3.6	+4.8	+8.1/D
Gr	LB	77.55	+4.9	+6.5	+12.4/E
Interim	GS	9.86	+.3	+.3	+.6/C
MnBd	MI	8.58	+.7	+1.0	+1.6/B
State Street					
DefnsEMEqN b	EM	6.26	+3.8	+5.6	+10.3/E
Sterling Capital					
MidValIns	MB	16.54	+7.1	+15.1	+12.8/D
NCIntermTFIns	SI	10.60	+.7	+1.1	+.9/D
ShrtDrBdI	CS	8.53	+.6	+.7	+1.8/C
StrtonMdCpVlIns	MB	60.15	+7.7	+12.3	+14.7/B
StrtonRlEsttIns	SR	38.49	+9.2	+12.8	+11.8/A
StrtonSmCpVlIns	SB	77.40	+7.5	+13.7	+15.8/C
TtlRetBdIns	CI	10.31	+1.2	+1.3	+2.7/B
VlIntermTFIns	SI	11.61	+.7	+1.2	+.8/D
WstVlIntrmTFIns	SI	9.86	+.5	+1.0	+1.2/B
Stone Harbor					
HYBdIns	HY	7.87	+2.2	+5.5	+8.1/D
Stralem Fund					
Eq d	LB	8.08	+6.2	+9.9	+12.0/E
T. Rowe Price					
AfrcMdlEst d	MQ	8.92	-1.0	+3.8	+12.3/B
BCGr	LG	108.08	+8.0	+12.5	+22.8/A
BCGrAdv b	LG	106.28	+8.0	+12.5	+22.5/A
BCGrR b	LG	102.09	+8.0	+12.5	+22.2/A
Bal	MA	22.82	+4.2	+6.7	+10.8/A
CATFBd	MC	11.33	+.5	+.8	+1.8/C
Comm&TeInv	SC	105.58	+7.5	+12.8	+22.3/A
CorpInc	TW	9.23	+2.0	+2.4	+3.5/D
CptlAprc	MA	28.68	+5.5	+8.1	+12.8/A
CptlAprcAdv b	MA	28.38	+5.5	+8.0	+12.5/A
CptlOpp	LB	26.03	+6.8	+10.4	+16.7/A
DivGr	LB	45.06	+6.4	+8.7	+15.4/C
DivGrAdv b	LB	44.99	+6.4	+8.6	+15.0/C
DivMdCpGr	MG	31.33	+10.7	+15.5	+20.1/B
EMBd d	EB	11.64	+4.0	+6.4	+8.0/B
EMLclCcyBd d	XP	6.23	+1.0	+3.9	+7.0/B
EMStk d	EM	41.07	+4.7	+9.6	+18.1/A
EmergEurope d	MQ	13.68	+1.7	+5.5	+13.3/B
EqIdx500 d	LB	73.34	+6.5	+9.8	+15.9/B
EqInc	LV	29.61	+4.8	+8.5	+14.1/B
EqIncAdv b	LV	29.53	+4.8	+8.4	+13.7/B
EqIncR b	LV	29.47	+4.7	+8.4	+13.4/C

Name	Obj	NAV	4-wk Rtn	YTD Rtn	3-yr Rtn/Rk
ErpnStk d	ES	18.67	+2.9	+6.1	+5.6/D
ExtendedEqMktId d	MB	27.65	+8.7	+15.3	+18.5/A
FinclSvcs	SF	24.84	+5.3	+10.2	+18.4/A
GNMA	GI	9.00	+.5	+.8	+1.1/A
GeorgiaTFBd	SL	11.32	+.5	+.8	+1.4/C
GlbGrStk d	WS	26.12	+6.8	+12.1	+17.9/A
GlbMltSectBdInv	IB	11.11	+1.2	+2.1	+5.3/A
GlbRlEstt d	GR	19.86	+6.4	+11.1	+7.5/E
GlbStk d	WS	39.15	+8.5	+13.8	+22.1/A
GlbTech	ST	14.50	+12.4	+18.9	+29.3/A
GrStk	LG	64.13	+7.7	+12.3	+21.0/A
GrStkAdv b	LG	62.57	+7.6	+12.2	+20.7/B
GrStkR b	LG	60.35	+7.6	+12.2	+20.4/B
GrandInc	LB	26.32	+5.6	+8.1	+13.9/D
HY d	HY	6.41	+2.1	+4.8	+9.0/C
HYAdv m	HY	6.39	+1.9	+4.8	+8.8/C
HlthSci	SH	75.47	+6.9	+12.6	+16.5/B
InflProtBd	IP	11.47	+.7	+1.3	+1.5/D
InsAfrcMdlEst d	MQ	5.88	-1.0	+3.7	+12.4/B
InsCorPlus	CI	10.11	+1.1	+1.5	+2.8/B
InsEMBd d	EB	8.47	+3.8	+6.0	+8.6/A
InsEMEq d	EM	37.40	+4.7	+9.7	+18.3/A
InsFltngRt d	BL	9.78	+.9	+2.9	+5.3/C
InsFltngRtF d	BL	9.77	+.8	+2.8	+5.2/D
InsGlbFocedGrEq d	WS	11.24	+8.4	+13.7	+22.2/A
InsGlbGrEq d	WS	26.59	+6.8	+12.0	+18.1/A
InsHY d	HY	8.53	+2.1	+4.8	+9.7/B
InsIntlCorEq d	FB	11.71	+3.6	+7.4	+10.5/A
InsIntlGrEq d	FG	21.42	+4.9	+8.8	+11.4/B
InsLgCpCorGr	LG	42.37	+8.1	+12.6	+22.9/A
InsLgCpGr	LG	40.00	+7.7	+12.0	+25.4/A
InsLgCpVal	LV	21.36	+4.7	+8.3	+13.4/C
InsMdCpEqGr	MG	54.84	+9.4	+13.6	+19.6/B
InsSmCpStk	SG	23.42	+9.3	+15.4	+20.8/C
InsUSStructRsrc	LB	12.07	+6.8	+10.4	+16.9/A
IntlBd d	IB	8.66	-.5	+.8	+2.2/D
IntlDiscv d	FR	59.72	+4.2	+7.6	+12.3/A
IntlEqIdx d	FB	12.82	+3.2	+6.6	+9.7/B
IntlStk d	FG	16.29	+5.0	+8.8	+11.3/B
IntlValEq d	FV	12.84	+2.6	+6.4	+5.5/E
IntlValEqAdv m	FV	13.11	+2.6	+6.4	+5.3/E
IntlValEqR m	FV	12.91	+2.6	+6.3	+5.0/E
Japan d	JS	13.15	+3.6	+6.4	+15.4/A
LatinAmerica d	LS	24.91	+4.1	+13.3	+22.5/C
MdCpGr	MG	86.31	+9.0	+13.0	+18.7/C
MdCpGrAdv b	MG	83.55	+9.0	+13.0	+18.4/C
MdCpGrR b	MG	80.89	+9.0	+12.9	+18.1/C
MdCpVal	MV	26.54	+4.8	+8.8	+13.2/C
MdCpValAdv b	MV	26.45	+4.8	+8.8	+12.9/D
MdCpValR b	MV	26.00	+4.8	+8.7	+12.7/D
MryIndShTrTFBd	SS	5.18	+.3	+.5	+.5/D
MryIndTFBd	SL	10.60	+.5	+.8	+2.0/A
NJTFBd	MJ	11.91	+.6	+.9	+2.2/C
NYTFBd	MY	11.41	+.5	+.8	+1.7/C
NewAmericaGr	LG	48.92	+8.1	+12.5	+22.5/A
NewAmericaGrAdv b	LG	47.77	+8.1	+12.5	+22.2/A
NewAsia d	PJ	16.98	+6.9	+9.6	+15.1/B
NewEra	SN	33.12	+4.2	+10.1	+10.5/B
NewHorizons	MG	55.47	+10.0	+15.1	+26.8/A
NewInc	CI	9.23	+1.0	+1.2	+2.0/C
NewIncAdv b	CI	9.21	+1.0	+1.2	+1.8/D
OverseasStk d	FB	9.98	+3.5	+7.3	+10.2/B
PersonalStrBal	MA	22.59	+4.1	+6.6	+11.1/A
PersonalStrGr	AL	32.32	+5.1	+8.3	+13.5/A
PersonalStrInc	CA	18.90	+3.0	+4.9	+8.5/A
QMUSSmCpGrEq d	SG	35.78	+9.5	+14.8	+19.1/D
RlAsts d	IH	11.11	+5.9	+10.1	+10.9/A
RlEstt d	SR	28.08	+9.1	+13.3	+7.9/E
RlEsttAdv m	SR	28.46	+9.0	+13.3	+7.6/E
Rtr2005	TA	12.88	+2.8	+4.4	+7.3/B
Rtr2005Adv b	TA	12.84	+2.8	+4.3	+7.1/C
Rtr2005R b	TA	12.93	+2.8	+4.3	+6.8/D
Rtr2010	TA	17.01	+3.0	+4.8	+8.0/A
Rtr2010Adv b	TA	16.93	+3.0	+4.8	+7.7/B
Rtr2010R b	TA	16.83	+3.0	+4.7	+7.4/B
Rtr2015	TD	13.70	+3.4	+5.4	+9.0/A
Rtr2015Adv b	TD	13.67	+3.4	+5.4	+8.7/A
Rtr2015R b	TD	13.54	+3.4	+5.4	+8.5/B
Rtr2020	TE	20.75	+3.9	+6.2	+10.3/A
Rtr2020Adv b	TE	20.59	+3.8	+6.2	+10.0/A
Rtr2020R b	TE	20.41	+3.8	+6.2	+9.7/A
Rtr2025	TG	16.50	+4.3	+6.9	+11.3/A
Rtr2025Adv b	TG	16.41	+4.3	+6.9	+11.1/A
Rtr2025R b	TG	16.24	+4.2	+6.9	+10.7/A
Rtr2030	TH	24.01	+4.7	+7.7	+12.3/A
Rtr2030Adv b	TH	23.80	+4.7	+7.6	+12.0/A
Rtr2030R b	TH	23.61	+4.7	+7.6	+11.7/B
Rtr2035	TI	17.60	+5.0	+8.2	+13.0/A
Rtr2035Adv b	TI	17.51	+5.0	+8.2	+12.7/A
Rtr2035R b	TI	17.31	+5.0	+8.2	+12.4/B
Rtr2040	TJ	25.04	+5.3	+8.7	+13.6/A
Rtr2040Adv b	TJ	24.82	+5.3	+8.7	+13.3/A
Rtr2040R b	TJ	24.65	+5.3	+8.6	+13.0/B
Rtr2045	TK	17.06	+5.4	+9.0	+13.8/A
Rtr2045Adv b	TK	16.95	+5.4	+8.9	+13.5/B
Rtr2045R b	TK	16.76	+5.4	+8.9	+13.2/B
Rtr2050	TN	14.39	+5.5	+9.0	+13.8/A
Rtr2050Adv b	TN	14.26	+5.4	+9.0	+13.5/B
Rtr2050R b	TN	14.13	+5.4	+8.9	+13.2/B
Rtr2055	TL	14.57	+5.4	+9.0	+13.7/A
Rtr2055Adv b	TL	14.47	+5.4	+9.0	+13.4/B
RtrBal	CA	14.52	+2.9	+4.5	+7.2/C
RtrBalAdv b	CA	14.53	+2.8	+4.6	+7.0/C
RtrBalR b	CA	14.52	+2.8	+4.5	+6.7/D
SciandTech	ST	36.56	+10.2	+16.5	+27.0/B
SciandTechAdv b	ST	35.97	+10.2	+16.4	+26.7/B
ShrtTrmBd	CS	4.67	+.7	+.7	+1.6/C
SmCpStk	SG	47.60	+9.3	+15.3	+20.4/C
SmCpStkAdv b	SG	47.13	+9.3	+15.3	+20.1/C
SmCpVal d	SB	45.12	+7.6	+13.2	+17.2/B
SmCpValAdv m	SB	45.00	+7.6	+13.2	+16.9/B
SpectrumGr	LG	22.00	+5.9	+10.0	+15.3/E
SpectrumInc	MU	12.17	+1.7	+3.0	+5.4/C
SpectrumIntl d	FB	12.56	+4.0	+7.7	+10.0/B
SummitMnIncInv	ML	11.70	+.5	+.9	+2.0/C
SummitMnIntrInv	MI	11.78	+.6	+1.2	+1.4/C
TFHY d	HM	11.80	+.7	+1.1	+3.0/C
TFInc	ML	9.91	+.4	+.7	+1.8/C
TFIncAdv b	ML	9.92	+.5	+.7	+1.5/D
TFShrtInterm	MS	5.57	+.5	+.7	+.7/D
TtlEqMktIdx d	LB	30.67	+6.9	+10.8	+16.3/A
TxEfficientEq d	LG	32.34	+9.4	+14.0	+20.5/B
USBdEnhIdx d	CI	10.76	+1.0	+1.1	+2.0/D
USLgCpCor	LB	23.13	+5.6	+8.0	+13.7/D
USTrsInterm	GI	5.66	+.5	+.6	+.1/D
USTrsLngTrm	GL	12.28	+1.3	+.6	-.2/D
VITFBd	SL	11.79	+.5	+.8	+1.8/A
Val	LV	33.18	+5.5	+8.5	+12.8/C
ValAdv b	LV	32.66	+5.5	+8.5	+12.5/D
TCM					
SmCpGr	SG	32.35	+12.3	+16.5	+23.0/B
TCW					
CorFIIns	CI	10.82	+1.0	+1.2	+1.7/D
CorFIN b	CI	10.79	+1.0	+1.2	+1.4/E
EMIncIns	EB	8.05	+2.8	+5.3	+8.7/A
RltvVlDivAprcI	LV	16.86	+6.8	+11.1	+10.7/E
RltvVlDivAprcN b	LV	17.17	+6.8	+11.1	+10.5/E
RltvVlLgCpIns	LV	17.74	+7.5	+12.6	+11.9/D
RltvVlMidCpI	MV	20.80	+9.0	+16.8	+16.7/A
SelEqsI	LG	24.73	+8.0	+13.3	+19.8/B
SelEqsN b	LG	22.03	+8.0	+13.3	+19.5/B
TtlRetBdI	CI	9.70	+.6	+.7	+1.5/E
TtlRetBdN b	CI	9.99	+.6	+.7	+1.2/E
TETON Westwood					
BalAAA b	MA	10.86	+4.0	+5.6	+8.9/C
EqAAA b	LB	11.46	+6.0	+8.8	+13.1/D
MightyMitesAAA m	SB	25.90	+5.2	+11.1	+14.1/D
TIAA-CREF					
5-15YLdTxExBRet b	MI	10.41	+.8	+1.2	+1.5/C
BdIdxIns	CI	10.60	+.9	+1.0	+1.6/D
BdIns	CI	10.15	+1.3	+1.6	+2.8/B
BdPlusIns	CI	10.22	+1.3	+1.8	+3.5/A
BdPlusRet	CI	10.23	+1.3	+1.7	+3.2/B
BdPlusRetail b	CI	10.24	+1.3	+1.8	+3.1/B
BdRet	CI	10.33	+1.3	+1.6	+2.5/C
BdRetail b	CI	10.32	+1.3	+1.6	+2.5/C
EqIdxIns	LB	20.14	+6.9	+10.7	+16.5/A
EqIdxRet	LB	20.45	+6.8	+10.7	+16.2/A
EqIdxRetail b	LB	20.52	+6.9	+10.6	+16.2/A
GrIncIns	LG	13.40	+6.7	+10.5	+15.9/D
GrIncPrem b	LG	13.41	+6.7	+10.4	+15.7/D
GrIncRet	LG	13.65	+6.6	+10.4	+15.6/D
GrIncRetail b	LG	18.30	+6.7	+10.4	+15.6/E
HYIns	HY	9.48	+2.4	+6.0	+10.2/A
HYRet	HY	9.48	+2.3	+6.0	+9.9/B
HYRetail b	HY	9.52	+2.3	+5.9	+9.9/B
InflLinkedBdIns	IP	11.12	+.5	+1.1	+1.5/D
InflLinkedBdRet	IP	11.20	+.5	+1.0	+1.3/E
InflLinkedBdRtl b	IP	10.84	+.5	+1.0	+1.2/E
IntlEqIdxIns	FB	18.03	+3.1	+6.5	+9.9/B
IntlEqIdxPrem b	FB	17.99	+3.0	+6.4	+9.7/B
IntlEqIdxRet	FB	18.45	+3.1	+6.5	+9.6/B
IntlEqIns	FB	10.09	+1.9	+6.5	+6.9/E
IntlEqPrem b	FB	10.08	+1.9	+6.6	+6.8/E
IntlEqRet	FB	10.50	+1.9	+6.6	+6.7/E
IntlEqRetail b	FB	6.43	+1.9	+6.6	+6.7/E
Lfcycl2010Rtr	TA	13.00	+3.0	+4.8	+7.9/A
Lfcycl2015Rtr	TD	11.63	+3.3	+5.3	+8.6/B
Lfcycl2020Rtr	TE	12.27	+3.5	+5.9	+9.5/A
Lfcycl2025Rtr	TG	12.65	+4.0	+6.7	+10.5/B
Lfcycl2030Rtr	TH	12.94	+4.5	+7.5	+11.5/B
Lfcycl2035Rtr	TI	13.38	+5.0	+8.3	+12.4/B
Lfcycl2040I	TJ	9.89	+5.4	+9.0	+13.6/A
Lfcycl2040Rtr	TJ	13.69	+5.4	+9.0	+13.3/A
Lfcycl2045Rtr	TK	11.82	+5.7	+9.6	+13.7/A
LfcyclId2010I	TA	14.81	+2.9	+4.4	+7.3/B
LfcyclId2020I	TE	16.37	+3.5	+5.4	+9.0/B
LfcyclId2025I	TG	17.23	+3.9	+6.1	+10.1/B
LfcyclId2035I	TI	18.93	+4.7	+7.5	+12.3/B
LfcyclId2040I	TJ	19.51	+5.1	+8.1	+13.3/A
LfcyclId2045I	TK	19.60	+5.4	+8.7	+13.7/A
LfcyclRtIncRtr	RI	11.10	+2.9	+4.7	+7.5/A
LgCpGrIdxIns	LG	30.47	+8.0	+11.5	+19.2/B
LgCpGrIdxRet	LG	30.70	+7.9	+11.4	+18.9/B
LgCpGrIns	LG	19.56	+8.3	+11.9	+19.8/B
LgCpGrRet	LG	19.45	+8.3	+11.9	+19.4/B
LgCpGrRetail b	LG	19.52	+8.3	+11.9	+19.4/B
LgCpValIdxIns	LV	18.81	+5.7	+9.3	+13.4/C
LgCpValIdxRet	LV	19.14	+5.6	+9.2	+13.1/C
LgCpValIns	LV	15.99	+5.6	+9.6	+12.2/D
LgCpValPrem b	LV	15.95	+5.6	+9.5	+12.1/D
LgCpValRet	LV	15.94	+5.6	+9.6	+12.0/D
LgCpValRetail b	LV	15.26	+5.6	+9.6	+11.9/D
MdCpGrI	MG	20.93	+11.9	+17.7	+18.5/C
MdCpGrP b	MG	20.79	+11.8	+17.6	+18.3/C
MdCpGrRtl b	MG	20.24	+11.9	+17.6	+18.1/C
MdCpGrRtr	MG	20.26	+11.9	+17.7	+18.2/C
MdCpValI	MV	19.67	+8.3	+14.6	+13.1/C
MdCpValP b	MV	19.64	+8.2	+14.7	+12.9/D
MdCpValRtl b	MV	19.10	+8.2	+14.6	+12.7/D
MdCpValRtr	MV	19.55	+8.2	+14.6	+12.8/D
MgdAllcRtl b	MA	12.11	+4.2	+7.0	+9.9/B
QtIntEqInstl	FB	6.85	+3.5	+7.4	+8.7/C
QtLrgCpGrInstl	LG	13.32	+8.0	+11.5	+18.5/C
QtLrgCpValInstl	LV	9.72	+5.5	+9.5	+12.6/D
QtSm-CpEqInstl	SG	16.32	+9.8	+15.7	+18.2/D
QtSm-CpEqPre b	SG	16.22	+9.8	+15.7	+18.0/D
QtSm-CpEqRet	SG	15.85	+9.8	+15.7	+17.9/D

Continued on **next page**

Continued from **previous page**

Mutual Funds

Name	Obj	NAV	4-wk Rtn	YTD Rtn	3-yr Rtn/Rk
QtSm-CpEqRetail b	SG	15.65	+9.8	+15.7	+17.8/D
RlEsttSecI	SR	16.30	+9.2	+12.9	+12.5/A
RlEsttSecP b	SR	16.31	+9.2	+12.9	+12.3/A
RlEsttSecRtl b	SR	16.16	+9.1	+12.8	+12.1/A
RlEsttSecRtr	SR	16.99	+9.2	+12.9	+12.2/A
SP500IdxI	LB	30.22	+6.5	+9.8	+16.0/B
SP500IdxRtr	LB	30.04	+6.5	+9.8	+15.7/B
SclChEqI	LB	18.40	+7.5	+11.1	+16.6/A
SclChEqP b	LB	18.33	+7.4	+11.1	+16.4/A
SclChEqRtl b	LB	16.36	+7.4	+11.1	+16.3/A
SclChEqRtr	LB	18.70	+7.4	+11.0	+16.3/A
ShrtTrmBdI	CS	10.25	+.5	+.7	+1.9/B
ShrtTrmBdRtl b	CS	10.26	+.5	+.7	+1.6/C
ShrtTrmBdRtr	CS	10.26	+.5	+.7	+1.6/C
SmCpBlndIdxI	SB	20.02	+7.9	+14.7	+18.5/A
SmCpBlndIdxRtr	SB	20.12	+7.9	+14.7	+18.2/A
The Investment House					
InvmHouseGr	LG	35.05	+8.2	+12.4	+19.2/B
Third Avenue					
RlEsttValIns d	GR	27.81	+4.8	+12.1	+10.7/B
SmCpValIns d	SB	18.09	+5.3	+11.9	+14.4/D
ValIns d	WS	41.72	+3.3	+10.4	+9.4/E
Thompson					
Bd	CS	11.37	+.7	+1.1	+7.4/A
LgCp	LB	66.40	+7.0	+13.7	+16.5/A
Thornburg					
CALtdTrmMnA m	SS	13.57	+.4	+.6	+.3/E
CorGrA m	LG	37.73	+8.0	+13.9	+19.4/B
DevWldR6	EM	19.91	+6.2	+9.9	+13.1/C
IntermMnA m	MI	13.96	+.6	+1.0	+1.0/D
IntermMnC m	MI	13.98	+.5	+.9	+.7/E
IntlGrR6	FG	21.05	+3.9	+8.0	+10.5/B
IntlValA m	FB	21.37	+6.9	+10.7	+7.4/D
IntlValC m	FB	19.06	+6.8	+10.6	+6.5/E
IntlValI	FB	22.06	+6.9	+10.8	+7.7/D
InvmIncBldrA m	IH	20.93	+2.9	+4.9	+10.9/A
InvmIncBldrC m	IH	20.91	+2.9	+4.8	+10.1/A
LtdTrmIncA m	CS	13.28	+.7	+.8	+2.1/B
LtdTrmIncC m	CS	13.26	+.7	+.8	+1.9/B
LtdTrmIncI	CS	13.28	+.7	+.9	+2.5/A
LtdTrmMnA m	MS	14.27	+.5	+.7	+.6/D
LtdTrmMnC m	MS	14.30	+.5	+.8	+.4/E
LtdTrmMnI	MS	14.28	+.5	+.9	+.9/C
LtdTrmUSGvtA m	GS	12.85	+.3	+.5	+.5/C
NewMxcIntermMnA m	SI	13.10	+.4	+.7	+.7/D
ValA m	LB	67.14	+5.5	+10.6	+14.3/C
ValC m	LB	61.26	+5.4	+10.5	+13.4/D
ValI	LB	69.08	+5.5	+10.6	+14.7/C
361					
GlbLSEqI	LO	10.88	+3.2	+5.0	+5.1/D
Thrivent					
BalIncPlusA m	CA	12.24	+3.6	+6.3	+8.5/A
BalIncPlusS	CA	12.21	+3.7	+6.4	+8.8/A
DiversIncPlusA m	CA	7.10	+2.6	+4.7	+7.3/C
HYA m	HY	4.64	+2.0	+5.2	+8.4/D
IncA m	TW	8.91	+2.2	+2.8	+4.3/C
LgCpGrA m	LG	10.43	+7.6	+12.0	+17.0/D
LgCpStkA m	WS	24.61	+5.4	+8.9	+12.2/C
LgCpStkS	WS	24.83	+5.4	+9.0	+12.6/C
LgCpValA m	LV	20.90	+5.2	+8.3	+14.7/A
LgCpValS	LV	21.02	+5.3	+8.4	+15.1/A
LtdMatBdA b	CS	12.34	+.7	+.9	+2.1/B
MidCpStkA m	MB	22.73	+6.9	+12.9	+20.8/A
MidCpStkS	MB	25.96	+6.9	+12.9	+21.2/A
MnBdA m	ML	11.07	+.6	+.8	+1.3/E
OppIncPlusA m	MU	9.99	+1.2	+2.7	+4.9/D
OppIncPlusS	MU	9.99	+1.2	+2.8	+5.2/C
SmCpStkA m	SG	18.90	+8.7	+15.2	+21.1/C
Timothy					
PlanSmCpValA m	SB	16.20	+7.7	+14.5	+15.8/C
Tocqueville					
Delafield b	SV	19.83	+6.7	+12.4	+11.9/E
Gold m	SP	32.47	+4.0	+5.6	+3.0/E
Opp b	MG	25.92	+13.1	+20.7	+23.6/A
Sel b	SV	11.75	+8.3	+15.2	+10.4/E
Tocqueville b	LB	33.67	+5.0	+8.0	+13.4/D
Torray					
Torray	LV	47.02	+4.5	+8.2	+10.2/E
Touchstone					
ActvBdA m	CI	10.10	+1.4	+1.8	+2.9/B
ActvBdY	CI	10.10	+1.5	+2.0	+3.2/B
BalancedA m	MA	20.79	+4.5	+6.2	+10.4/B
DynGlbAllcA m	IH	11.32	+3.9	+6.5	+7.8/C
FlexIncA m	MU	10.70	+1.2	+3.4	+4.1/D
FlexIncC m	MU	10.54	+1.1	+3.2	+3.3/E
FlexIncY	MU	10.73	+1.2	+3.3	+4.4/D
FocedY	LB	42.43	+7.5	+11.0	+12.6/E
GrOppsIns	LG	33.00	+9.1	+14.1	+18.1/C
GrOppsY	LG	32.58	+9.1	+14.0	+17.9/C
HYY	HY	8.30	+2.7	+5.6	+8.9/C
ImpactBdInstl	CI	9.91	+.9	+.9	+2.1/C
ImpactBdY	CI	9.91	+.8	+.8	+2.0/D
IntlEqA m	FB	14.84	+3.5	+5.9	+7.7/D
IntlSmCpY	FR	14.45	+4.6	+9.1	+5.4/E
LargeCpFocA m	LB	40.32	+6.8	+9.3	+16.3/A
MergerArbtrgY	NE	10.40	+2.0	+2.5	+2.4/C
MidCpGrA m	MG	28.01	+11.6	+15.9	+19.0/B
MidCpGrC m	MG	17.32	+11.5	+15.8	+18.1/C
MidCpGrIns	MG	29.46	+11.6	+15.9	+19.4/B
MidCpGrY	MG	29.18	+11.6	+15.9	+19.3/B
MidCpValIns	MV	17.05	+6.2	+12.5	+12.4/D
MidCpY	MB	33.90	+8.3	+11.8	+17.9/A
PrmYldEqY	LV	8.25	+4.5	+8.2	+12.4/D
SdCptlInsGr	LG	22.22	+9.8	+17.3	+24.7/A
SdCptlSelGrA m	LG	12.84	+9.7	+17.2	+24.0/A
SdCptlSelGrC m	LG	11.32	+9.6	+17.1	+23.1/A
SdCptlSelGrY	LG	13.82	+9.8	+17.2	+24.3/A
SdCptlSelGrZ b	LG	12.86	+9.7	+17.2	+24.0/A
SmCpIns	SB	11.69	+6.7	+12.9	+10.0/E
SmallComA m	SG	4.82	+8.3	+14.8	+18.7/D
SmallComC m	SG	2.52	+8.2	+14.5	+17.8/D
SstnbtyIpcEqA m	WS	19.96	+4.2	+8.7	+13.0/B
SstnbtyIpcEqY	WS	20.68	+4.2	+8.7	+13.3/B
UlShrtDrFIA m	UB	9.25	+.4	+.5	+1.6/C
UlShrtDrFIY	UB	9.25	+.5	+.5	+1.9/B
UlShrtDrFIZ b	UB	9.25	+.4	+.5	+1.6/C
ValIns	LV	8.93	+5.1	+8.0	+13.4/C
ValY	LV	8.95	+5.0	+8.0	+13.2/C
Towle					
Deep Val d	SV	13.96	+5.8	+19.9	+19.8/A
Transamerica					
AsAlCnsrvA m	CA	10.23	+2.3	+3.9	+6.2/D
AsAlCnsrvC m	CA	10.14	+2.2	+3.8	+5.4/E
AsAlGrA m	XM	12.32	+5.1	+9.3	+11.8/D
AsAlGrC m	XM	11.98	+5.0	+9.2	+11.0/E
AsAlModA m	CA	10.80	+3.0	+5.2	+7.6/B
AsAlModC m	CA	10.87	+2.8	+5.0	+6.8/D
AsAlModGrA m	MA	11.38	+3.9	+7.1	+9.6/C
AsAlModGrC m	MA	11.48	+3.8	+6.8	+8.8/D
BondA m	CI	9.03	+1.3	+2.0	+4.4/A
CptlGrA m	LG	27.35	+8.7	+14.8	+27.9/A
HYBdA m	HY	8.88	+2.1	+5.2	+9.5/B
MltCpGrA m	LG	6.89	+7.8	+11.0	+13.2/E
MltMgdBalA m	MA	26.42	+4.1	+6.3	+9.8/B
SMPValA m	MV	24.16	+7.0	+12.8	+16.9/A
Tributary Funds					
BalIns	MA	16.49	+4.4	+6.4	+9.2/C
SmCoIns	SB	27.53	+7.8	+13.9	+15.3/C
Trillium					
GlbEqR b	WS	41.60	+6.3	+9.1	+14.1/B
Trust For Credit Uni					
UnsShrtDrTCU	GS	9.54	+.4	+.5	+.8/A
UnsUlShDrTCU	UB	9.38	+.3	+.4	+.8/E
Tweedy, Browne					
GlbVal d	FV	26.37	+3.6	+6.0	+9.7/B
GlbVIIICyUnHdg d	FV	14.87	+2.8	+5.5	+9.3/B
Val	WS	19.13	+4.8	+6.8	+11.9/C
WldwdHDvYldVl d	WS	8.30	+1.8	+4.9	+11.3/D
U.S. Global Investor					
GlbRes b	SN	4.56	+2.9	+4.6	+4.2/E
GoldPrcMtls b	SP	7.36	+7.0	+9.9	+6.6/B
USGvtUlShrtBd	GS	2.00	+.1	+.1	+.6/B
WldPrecMnral b	SP	2.89	+5.1	+7.0	+.4/E
UBS					
GlbAllcA m	IH	11.95	+3.6	+6.4	+8.7/B
GlbAllcP	IH	12.22	+3.6	+6.4	+8.9/B
IntlSustEqP	FB	9.44	+4.0	+7.6	+11.0/A
USAllcA m	MA	44.08	+5.9	+9.5	+10.5/A
USSmCpGrP	SG	19.96	+9.5	+17.4	+22.6/B
UBS PACE					
AltStrsInvmsP	AM	10.30	+1.7	+3.3	+1.5
GlbFIInvmsP	IB	9.67	+.5	+1.2	+.7/E
IntermFIInvmsP	CI	12.03	+1.3	+1.6	+1.8/D
IntlEMEqInvP	EM	12.88	+5.1	+8.0	+12.4/D
IntlEqInvmsP	FB	14.36	+2.8	+6.6	+9.8/B
LgCoGrEqInvmsA m	LG	21.61	+7.8	+11.1	+16.1/D
LgCoGrEqInvmsP	LG	22.56	+7.8	+11.1	+16.3/D
LgCoValEqInvmsA m	LV	20.67	+5.0	+9.5	+12.6/C
LgCoValEqInvmsP	LV	20.59	+5.1	+9.6	+12.9/C
MnFIInvmsA m	MI	12.82	+.7	+1.2	+1.2/D
MnFIInvmsP	MI	12.83	+.7	+1.3	+1.4/C
MrBckScFIInvmsP	CI	12.47	+.6	+.9	+1.6/D
SMCoGrEqInvmsP	SG	17.56	+10.2	+15.9	+22.3/C
SMCoValEqInvmsP	SB	18.50	+7.5	+14.8	+13.4/D
StrFIInvmsP	CI	13.40	+1.4	+2.0	+3.5/A
USA Mutuals					
ViceInv b	LB	28.55	+9.4	+13.2	+8.6/E
USAA					
AgrsGr	LG	41.41	+7.4	+12.2	+18.4/C
CABd	MC	10.91	+.5	+.7	+2.1/B
CptlGr	WS	11.10	+6.1	+10.4	+13.7/B
CrnrstnEq	WS	14.09	+5.7	+9.5	+12.7/C
CrnrstnMdlyAgrs	MA	23.89	+3.2	+5.7	+7.9/E
CrnrstnMod	CA	14.01	+2.9	+4.9	+7.2/C
EM	EM	17.63	+6.5	+10.8	+13.7/C
ExtendedMktIdx	MB	18.57	+8.7	+15.1	+18.1/A
Gr	LG	28.83	+7.4	+11.7	+17.8/C
GrInc	LB	22.91	+6.4	+11.0	+16.0/B
GrandTxtr	CA	19.76	+3.2	+4.8	+8.2/B
GvtSec	GI	9.63	+.5	+.6	+.9/B
HiInc d	HY	7.80	+2.2	+5.3	+10.4/A
Inc	CI	12.72	+1.4	+1.8	+3.8/A
IncStk	LV	18.84	+6.0	+8.5	+12.9/C
IntermTrmBd	TW	10.33	+1.5	+1.9	+4.5/C
Intl	FB	28.32	+4.4	+7.4	+10.8/A
NASDAQ100Idx	LG	19.64	+7.4	+11.0	+21.2/A
NYBd	MN	11.70	+.5	+.6	+1.7/A
PrcMtlsMnral	SP	12.51	+6.4	+7.3	+6.2/B
SP500IdxMbr	LB	38.67	+6.5	+9.8	+15.8/B
SP500IdxRwd	LB	38.69	+6.5	+9.8	+15.9/B
SciTech	ST	25.17	+10.1	+15.4	+21.7/E
ShrtTrmBd	CS	9.11	+.7	+1.0	+2.5/A
SmCpStk	SB	16.11	+8.9	+15.2	+15.9/C
TEIntermTrm	MI	13.21	+.7	+1.1	+2.0/A
TELngTrm	ML	13.09	+.6	+.8	+2.2/B
TEShrtTrm	MS	10.46	+.3	+.4	+1.1/B
TrgtRet2020	TE	11.81	+3.0	+4.7	+8.2/C
TrgtRet2030	TH	12.59	+3.8	+6.1	+10.0/D
TrgtRet2040	TJ	12.73	+4.4	+7.2	+11.1/E
TrgtRet2050	TN	12.85	+4.6	+7.5	+11.4/E
TrgtRetInc	RI	11.05	+2.2	+3.4	+5.9/C
UlShrtTrmBd	UB	9.95	+.7	+.9	+2.0/B
VIBd	SI	11.16	+.6	+.8	+1.9/A
Val	LV	18.55	+6.8	+11.7	+12.7/C
WldGr	WS	29.93	+7.0	+9.9	+12.5/C

Name	Obj	NAV	4-wk Rtn	YTD Rtn	3-yr Rtn/Rk
Undiscovered Manager					
BehavioralValA m	SV	60.63	+6.8	+16.2	+13.5/C
BehavioralValC m	SV	56.83	+6.7	+16.1	+12.9/D
BehavioralValL	SV	62.16	+6.8	+16.3	+13.9/C
VALIC Co I					
AstAllc	MA	11.04	+3.7	+6.6	+8.2/D
CorEq	LB	23.46	+6.6	+9.6	+16.3/A
CptlCnsrvtn	CI	9.77	+1.2	+1.5	+1.5/E
DivVal	LV	12.72	+5.5	+8.4	+13.4/C
EmergEcos	EM	8.19	+6.0	+8.9	+15.6/B
GlbSclAwrns	WS	25.98	+5.4	+9.3	+13.3/B
GlbStr	IH	11.89	+2.9	+6.5	+8.9/B
Gr	LG	17.64	+7.8	+11.9	+18.2/C
GrInc	LB	22.85	+6.2	+9.9	+15.5/B
GvtSec	GI	10.47	+.6	+.7	+.6/C
HlthSci	SH	21.97	+6.9	+12.6	+16.2/B
InflProt	IP	10.92	+.9	+1.8	+2.5/B
IntlEqsIdx	FB	6.91	+3.3	+6.6	+9.3/C
IntlGr	FG	14.25	+7.8	+11.1	+12.5/A
IntlGvtBd	IB	11.71	+.6	+1.6	+2.4/D
IntlVal	FV	9.67	+2.7	+8.0	+9.8/B
LgCpCor	LB	11.90	+6.7	+10.0	+13.2/D
LgCptlGr	LG	16.18	+9.3	+11.4	+18.2/C
MidCpIdx	MB	27.49	+8.0	+13.9	+16.0/A
MidCpStrGr	MG	16.46	+10.2	+15.8	+20.5/B
SciTech	ST	31.44	+10.9	+16.3	+26.9/B
SmCp	SG	11.40	+7.8	+13.4	+16.7/E
SmCpIdx	SB	21.74	+7.9	+14.7	+18.1/A
SmCpSpecVals	SV	13.24	+6.3	+13.6	+15.2/B
SmMidGr	MG	14.35	+11.1	+16.0	+19.2/B
StkIdx	LB	40.51	+6.5	+9.8	+15.7/B
Val	LV	17.89	+5.9	+9.8	+12.5/D
VALIC Co II					
CorBd	CI	10.92	+1.4	+2.0	+2.4/C
HYBd	HY	7.61	+2.3	+5.5	+8.8/C
IntlOpps	FR	18.96	+5.7	+9.9	+12.1/A
LgCpVal	LV	21.33	+5.4	+9.2	+13.5/B
MidCpVal	MB	20.57	+7.8	+13.4	+13.1/C
SclyRspnb	LB	22.16	+6.7	+9.9	+15.1/C
SmCpVal	SV	13.99	+6.9	+13.8	+14.0/C
StrBd	MU	11.04	+1.9	+3.4	+5.4/C
VY					
ClmbCntrnCrS b	LB	21.51	+6.6	+10.0	+13.1/D
TRPDvrsMdCpGrA b	MG	10.48	+10.5	+15.4	+19.4/B
TRPGrEqI	LG	87.65	+7.7	+12.3	+21.0/A
Value Line					
AstAllcInv b	MA	33.74	+6.1	+8.1	+12.4/A
CorBd b	CI	14.56	+1.0	+1.3	+1.4/E
CptlApprctInv b	AL	10.19	+6.6	+14.0	+16.2/A
LgrCoFocedInv b	LG	29.49	+7.2	+16.4	+23.6/A
MidCpFoced b	MG	21.40	+9.2	+12.0	+18.9/B
PremGr b	MG	34.22	+8.9	+12.3	+17.8/C
SmCpOppsInv b	SG	48.15	+9.1	+13.3	+17.4/D
TE b	ML	9.67	+.6	+1.0	+1.0/E
VanEck					
EMA m	EM	15.63	+6.6	+10.5	+14.1/C
EMY	EM	15.85	+6.6	+10.6	+14.6/B
GlbHardAstsA m	SN	28.25	+3.0	+10.1	+5.3/E
GlbHardAstsY	SN	28.84	+3.0	+10.1	+5.6/E
IntlInvsGoldA m	SP	8.04	+5.9	+5.1	+7.8/A
IntlInvsGoldY	SP	8.23	+6.1	+5.2	+8.2/A
Vanguard					
500IdxAdmrl	LB	254.14	+6.5	+9.8	+16.1/B
500IdxInv	LB	254.11	+6.5	+9.8	+16.0/B
BalIdxAdmrl	MA	35.24	+4.5	+6.8	+10.6/A
BalIdxIns	MA	35.24	+4.5	+6.8	+10.6/A
BalIdxInv	MA	35.23	+4.5	+6.8	+10.5/A
CAITTxExAdm	MF	11.70	+.7	+1.1	+1.8/A
CAITTxExInv	MF	11.70	+.7	+1.1	+1.7/B
CALtrmTEAdm	MC	11.96	+.5	+.9	+2.3/B
CALtrmTEInv	MC	11.96	+.5	+.9	+2.2/B
CnsDscIdxAdmrl	CD	86.08	+4.7	+10.5	+16.9/A
CnsStpIdxAdmrl	CC	68.84	+4.9	+6.4	+5.8/A
CnvrtSecInv	CV	12.06	+1.9	+3.0	+8.1/E
CptlOppAdmrl	LG	147.02	+7.2	+11.4	+21.3/A
CptlOppInv	LG	63.67	+7.2	+11.4	+21.3/A
CptlValInv	LV	12.67	+7.0	+13.4	+13.8/B
DevMIdxAdmrl	FB	12.82	+3.4	+7.2	+10.2/B
DevMIdxIns	FB	12.84	+3.5	+7.3	+10.3/B
DivAprcIdxInv	LB	42.75	+7.0	+9.1	+15.1/C
DivGrInv	LB	26.43	+6.2	+8.1	+13.5/D
DiversEqInv	LG	34.68	+7.4	+11.9	+16.9/D
EMGvtBdIdxAdmrl	EB	19.33	+2.3	+3.7	+6.6/C
EMSelStkInv	EM	21.03	+4.7	+8.2	+17.8/A
EMStkIdxInAdm	EM	34.08	+3.8	+7.3	+14.3/C
EMStkIdxInInv	EM	25.95	+3.8	+7.3	+14.1/C
EMStkIdxInPl	EM	86.21	+3.8	+7.3	+14.4/B
EMStkIdxIns	EM	25.91	+3.8	+7.3	+14.3/C
EngyAdmrl	EE	90.67	+3.6	+11.7	+10.9/A
EngyIdxAdmrl	EE	43.87	+4.8	+13.9	+7.8/A
EngyInv	EE	48.33	+3.6	+11.7	+10.8/A
EqIncAdmrl	LV	71.59	+5.1	+7.8	+13.5/C
EqIncInv	LV	34.15	+5.1	+7.7	+13.4/C
EuStkIdxAd	ES	64.87	+3.1	+6.5	+8.7/A
EuStkIdxInsP	ES	123.61	+3.1	+6.5	+8.7/A
EuStkIdxInstl	ES	27.66	+3.1	+6.5	+8.7/A
EuStkIdxInv	ES	27.86	+3.1	+6.5	+8.5/B
ExplorerAdmrl	SG	89.95	+9.7	+15.7	+22.5/B
ExplorerInv	SG	96.69	+9.7	+15.6	+22.4/B
ExplorerValInv	SB	33.29	+7.0	+13.6	+15.2/C
ExtDrTrIdIns	GL	34.21	+1.9	+.6	-.4/E
ExtDrTrIdInsPls	GL	85.89	+1.9	+.7	-.3/E
ExtMktIdxAdmrl	MB	87.14	+8.7	+15.1	+18.7/A
ExtMktIdxIns	MB	87.13	+8.7	+15.1	+18.7/A
ExtMktIdxInsPls	MB	215.04	+8.7	+15.1	+18.7/A
ExtMktIdxInv	MB	87.18	+8.7	+15.1	+18.5/A
FAWexUSIAdmr	FB	30.38	+3.4	+7.1	+11.2/A
FAWexUSIInPl	FB	101.99	+3.4	+7.1	+11.3/A
FAWexUSIIns	FB	96.31	+3.4	+7.1	+11.3/A
FAWexUSIdxInv	FB	19.28	+3.4	+7.1	+11.1/A
FAWexUSSCIIn	FQ	194.57	+3.6	+7.8	+10.4/C
FAWexUSSCplIInv	FQ	38.84	+3.6	+7.8	+10.3/C
FSocialIdxIns	LB	18.31	+7.1	+10.2	+17.6/A
FSocialIdxInv	LB	18.30	+7.1	+10.2	+17.5/A
FinclsIdxAdmrl	SF	32.72	+5.5	+10.0	+18.2/A
GNMAAdmrl	GI	10.29	+.6	+.8	+1.4/A
GNMAInv	GI	10.29	+.6	+.8	+1.3/A
GlbCapCycInv	SP	7.63	+5.2	+7.9	+2.5/E
GlbEqInv	WS	28.66	+5.5	+9.2	+14.9/A
GlbMnmVlInv	SW	13.27	+4.5	+7.0	+11.8/D
GlbexUSRlEIAdmr d	GR	34.20	+3.4	+7.7	+11.0/A
GlbexUSRlEIdIns d	GR	113.95	+3.4	+7.7	+11.0/A
GlbexUSRlEIdInv d	GR	22.57	+3.3	+7.6	+10.8/B
GrIdxAdmrl	LG	77.24	+8.1	+11.8	+17.9/C
GrIdxIns	LG	77.24	+8.1	+11.8	+17.9/C
GrIdxInv	LG	77.24	+8.0	+11.8	+17.7/C
GrandIncAdmrl	LB	74.86	+6.7	+9.8	+15.8/B
GrandIncInv	LB	45.86	+6.7	+9.8	+15.7/B
HCAdmrl	SH	87.10	+5.5	+8.4	+11.4/D
HCIdxAdmrl	SH	86.07	+5.7	+7.2	+15.6/B
HCInv	SH	206.53	+5.5	+8.4	+11.3/D
HYCorpAdmrl	HY	5.69	+2.1	+5.5	+8.3/D
HYCorpInv	HY	5.69	+2.1	+5.5	+8.1/D
HYTE	ML	11.22	+.7	+1.0	+3.1/A
HYTEAdmrl	ML	11.22	+.7	+1.0	+3.2/A
HiDivYldIdxInv	LV	33.26	+4.9	+7.7	+13.1/C
ITIdxAdmrl	ST	96.46	+10.7	+12.9	+26.9/B
InTrBdIdxAdmrl	CI	11.15	+1.3	+1.5	+1.8/D
InTrBdIdxIns	CI	11.15	+1.3	+1.5	+1.8/D
InTrBdIdxInsPls	CI	11.15	+1.3	+1.5	+1.8/D
InTrBdIdxInv	CI	11.15	+1.2	+1.5	+1.7/D
InTrCrpBdlAdmrl	TW	22.85	+2.2	+2.7	+3.7/D
InTrCrpBdlIns	TW	28.24	+2.2	+2.7	+3.7/D
InTrInGdAdm	TW	9.52	+1.5	+1.8	+2.8/E
InTrInGdInv	TW	9.52	+1.5	+1.8	+2.6/E
InTrTEAdmrl	MI	14.01	+.7	+1.1	+1.8/B
InTrTEInv	MI	14.01	+.7	+1.1	+1.7/B
InTrTrsAdmrl	GI	10.94	+.5	+.5	+.5/C
InTrTrsIdxAd	GI	21.47	+.4	+.4	+.4/D
InTrTrsIdxIns	GI	26.65	+.4	+.5	+.5/C
InTrTrsInv	GI	10.94	+.5	+.5	+.4/D
IndtlsIdxAdmrl	ID	71.67	+9.8	+15.8	+16.5/A
InflPrtScAdmrl	IP	24.76	+.7	+1.1	+1.8/C
InflPrtScIns	IP	10.09	+.7	+1.2	+1.9/C
InflPrtScInv	IP	12.62	+.7	+1.2	+1.7/C
InsIdxIns	LB	249.88	+6.5	+9.8	+16.1/B
InsIdxInsPlus	LB	249.90	+6.5	+9.8	+16.1/B
InsTrgRt2020Ins	TE	22.15	+3.4	+5.3	+9.1/B
InsTtlSMIInPls	LB	59.88	+6.9	+10.7	+16.6/A
InsTtlSMIIns	LB	59.88	+6.9	+10.7	+16.6/A
IntlExplorerInv	FR	16.25	+3.6	+7.8	+9.1/D
IntlGrAdmrl	FG	86.69	+5.6	+9.4	+17.3/A
IntlGrInv	FG	27.26	+5.6	+9.4	+17.2/A
IntlValInv	FV	34.18	+2.9	+6.5	+11.0/A
LTBdIdInsPls	CL	13.46	+2.4	+2.2	+3.6/D
LTBdIdxIns	CL	13.46	+2.4	+2.2	+3.6/D
LTBdIdxInv	CL	13.46	+2.4	+2.2	+3.5/E
LTCrpBdIdxIns	TW	29.30	+3.4	+3.6	+6.1/A
LTInGrdAdm	TW	9.82	+3.3	+3.2	+4.8/B
LTInGrdInv	TW	9.82	+3.3	+3.1	+4.7/B
LTTE	ML	11.44	+.7	+1.0	+2.4/B
LTTEAdmrl	ML	11.44	+.7	+1.0	+2.5/B
LTTrsAdmrl	GL	11.86	+1.4	+.6	.../C
LTTrsIdxIns	GL	31.98	+1.3	+.6	+.1/C
LTTrsInv	GL	11.86	+1.4	+.6	-.1/D
LfStrCnsrGrInv	CA	19.48	+2.9	+4.3	+7.1/C
LfStrGrInv	AL	32.35	+4.7	+7.6	+11.9/B
LfStrIncInv	XY	15.28	+1.9	+2.8	+4.6/D
LfStrModGrInv	MA	26.28	+3.8	+6.0	+9.5/C
LgCpIdxAdmrl	LB	63.74	+6.6	+10.0	+16.3/A
LgCpIdxIns	LB	262.36	+6.6	+10.0	+16.3/A
LgCpIdxInv	LB	50.98	+6.6	+10.0	+16.2/A
LtdTrmTE	MS	10.92	+.4	+.8	+1.0/B
LtdTrmTEAdmrl	MS	10.92	+.5	+.8	+1.1/B
MATEInv	MT	10.63	+.7	+1.0	+1.8/A
MCpGrIdxAdm	MG	59.12	+9.8	+14.8	+17.3/D
MCpGrIdxInv	MG	54.00	+9.8	+14.8	+17.2/D
MCpVlIdxAdm	MV	55.27	+7.3	+12.0	+13.9/B
MCpVlIdxInv	MV	42.01	+7.3	+12.0	+13.7/C
MatlsIdxAdmrl	SN	61.40	+5.0	+8.7	+13.8/A
MdCpGrInv	MG	26.28	+11.7	+17.5	+17.6/C
MdCpIdxAdmrl	MB	194.12	+8.6	+13.5	+15.6/B
MdCpIdxIns	MB	42.88	+8.6	+13.5	+15.6/B
MdCpIdxInsPlus	MB	211.49	+8.6	+13.5	+15.6/B
MdCpIdxInv	MB	42.79	+8.6	+13.5	+15.4/B
MegaCpIdxIns	LB	186.92	+6.2	+9.3	+16.5/A
MegaCpValIdxIns	LV	152.24	+4.9	+7.6	+14.8/A
MgdPayoutInv	MA	16.43	+3.0	+5.1	+8.2/D
MktNetrlIns	NE	11.24	-1.3	-2.9	-2.5/E
MktNetrlInv	NE	11.28	-1.4	-2.9	-2.5/E
MorganGrAdmrl	LG	90.56	+8.1	+12.4	+19.0/B
MorganGrInv	LG	29.21	+8.1	+12.4	+18.9/B
MrtBckScIdxAdmr	GI	20.69	+.5	+.7	+1.3/A
NJLTmTEAdm	MJ	11.93	+.7	+1.0	+3.3/A
NJLTmTEInv	MJ	11.93	+.6	+1.0	+3.2/A
NYLTmTEAdm	MY	11.51	+.7	+1.1	+2.1/A
NYLTmTEInv	MY	11.51	+.7	+1.1	+2.0/A
OhioLngTrmTE	MO	12.38	+.7	+1.1	+2.5/A
PALTmTEAdm	MP	11.37	+.8	+1.1	+2.7/A
PALTmTEInv	MP	11.37	+.7	+1.1	+2.6/A
PacStkIdxAdmrl	DP	80.56	+3.5	+7.0	+12.6/C
PacStkIdxIns	DP	12.33	+3.6	+7.0	+12.7/C
PacStkIdxInv	DP	12.42	+3.6	+7.0	+12.5/D
PrmCpAdmrl	LG	133.56	+7.0	+10.4	+20.8/A
PrmCpCorInv	LB	25.78	+7.0	+10.2	+18.3/A
PrmCpInv	LG	128.87	+7.0	+10.4	+20.7/A
RlEstIdxAdmrl	SR	119.81	+9.1	+13.3	+10.2/B
RlEstIdxInstl	SR	18.54	+9.1	+13.3	+10.2/B
RlEstIdxInv	SR	28.08	+9.1	+13.3	+10.0/C
Rsl1000GrIdxIns	LG	287.77	+8.0	+11.5	+19.1/B
Rsl1000IdxIns	LB	244.57	+6.8	+10.4	+16.3/A
Rsl1000VlIdxIns	LV	207.21	+5.7	+9.3	+13.4/C

Name	Obj	NAV	4-wk Rtn	YTD Rtn	3-yr Rtn/Rk
Rsl2000GrIdxIns	SG	269.23	+9.0	+15.8	+20.2/C
Rsl2000IdxIns	SB	236.04	+7.9	+14.7	+18.4/A
Rsl2000VlIdxIns	SV	209.25	+6.8	+13.6	+16.6/A
Rsl3000IdxIns	LB	243.97	+6.9	+10.7	+16.4/A
SCpGrIdxAdm	SG	61.99	+10.3	+17.1	+20.9/C
SCpGrIdxI	SG	49.64	+10.3	+17.1	+20.9/C
SCpGrIdxInv	SG	49.58	+10.3	+17.0	+20.7/C
SCpValIdxAdm	SV	55.94	+7.5	+14.1	+15.9/A
SCpValIdxI	SV	31.27	+7.5	+14.2	+15.9/A
SCpValIdxInv	SV	31.21	+7.5	+14.1	+15.8/A
SPMC400GrIdxIns	MG	265.97	+8.7	+13.2	+15.9/E
SPMC400IdxIns	MB	254.29	+8.0	+13.9	+16.2/A
SPMC400VlIdxIns	MV	241.78	+7.3	+14.7	+16.3/A
SPSC600IdxIns	SB	288.13	+7.6	+13.9	+18.8/A
STBdIdxAdmrl	CS	10.34	+.5	+.6	+1.1/D
STBdIdxIns	CS	10.34	+.5	+.6	+1.2/D
STBdIdxInsPlus	CS	10.34	+.5	+.6	+1.2/D
STBdIdxInv	CS	10.34	+.5	+.6	+1.1/D
STCpBdIdxAdm	CS	21.44	+1.0	+1.3	+2.3/B
STCpBdIdxI	CS	26.25	+1.1	+1.3	+2.4/B
STFederalAdmrl	GS	10.56	+.3	+.4	+.9/A
STFederalInv	GS	10.56	+.3	+.4	+.8/A
STInfPrScIdAdmr	IP	24.20	+.4	+.8	+1.5/D
STInfPrScIdIns	IP	24.22	+.4	+.8	+1.5/D
STInfPrScIdxInv	IP	24.17	+.4	+.8	+1.4/D
STInvmGrdAdmrl	CS	10.51	+.8	+1.0	+2.1/B
STInvmGrdIns	CS	10.51	+.8	+1.0	+2.2/B
STInvmGrdInv	CS	10.51	+.8	+1.0	+2.0/B
STTE	MS	15.76	+.3	+.4	+1.0/B
STTEAdmrl	MS	15.76	+.3	+.4	+1.0/B
STTrsAdmrl	GS	10.47	+.3	+.3	+.8/B
STTrsInv	GS	10.47	+.3	+.3	+.7/B
STTrsdxAdm	GS	20.06	+.3	+.3	+.7/B
STTrsdxIns	GS	25.20	+.3	+.3	+.8/B
SeledValInv	MV	25.66	+7.1	+14.1	+13.1/C
SmCpIdxAdmrl	SB	73.02	+8.8	+15.5	+18.2/A
SmCpIdxIns	SB	73.02	+8.8	+15.5	+18.2/A
SmCpIdxInsPlus	SB	210.77	+8.8	+15.5	+18.2/A
SmCptlstIdxInv	SB	72.99	+8.8	+15.5	+18.0/A
StarInv	MA	25.41	+4.4	+7.0	+11.2/A
StrEqInv	MB	31.29	+9.4	+15.2	+15.8/B
StrSmCpEqInv	SB	32.34	+8.3	+14.9	+15.1/C
TMCapApAdm	LB	141.65	+6.9	+10.4	+16.7/A
TMCapApIns	LB	70.39	+6.9	+10.4	+16.7/A
TMSmCpAdm	SB	63.47	+7.7	+13.9	+18.5/A
TMSmCpI	SB	63.61	+7.7	+13.9	+18.5/A
TlMnSvcsIdxAdmr	SC	41.83	+4.2	+10.7	+2.4/E
TrgtRtr2015Inv	TD	14.44	+2.7	+4.2	+7.6/C
TrgtRtr2020Inv	TE	30.16	+3.4	+5.3	+9.1/B
TrgtRtr2025Inv	TG	18.05	+3.8	+6.1	+10.1/B
TrgtRtr2030Inv	TH	32.90	+4.1	+6.7	+11.1/C
TrgtRtr2035Inv	TI	20.20	+4.5	+7.3	+12.0/C
TrgtRtr2040Inv	TJ	34.89	+4.8	+8.0	+12.9/B
TrgtRtr2045Inv	TK	21.91	+5.1	+8.4	+13.2/B
TrgtRtr2050Inv	TN	35.27	+5.1	+8.5	+13.2/B
TrgtRtr2055Inv	TL	38.27	+5.1	+8.4	+13.1/C
TrgtRtr2060Inv	XQ	33.80	+5.1	+8.4	+13.1/C
TrgtRtrIncInv	RI	13.19	+2.3	+3.5	+5.7/C
TtBMIdxAdmrl	CI	10.52	+.9	+1.0	+1.7/D
TtBMIdxIns	CI	10.52	+.9	+1.0	+1.7/D
TtBMIdxInsPlus	CI	10.52	+.9	+1.0	+1.8/D
TtBMIdxInv	CI	10.52	+.9	+1.0	+1.6/D
TtInBIdxAdmrl	IB	21.96	+1.2	+1.4	+3.3/B
TtInBIdxIns	IB	32.95	+1.2	+1.4	+3.3/B
TtInBIdxInv	IB	10.98	+1.1	+1.3	+3.2/B
TtInSIdxAdmrl	FB	27.19	+3.5	+7.2	+11.1/A
TtInSIdxIns	FB	108.75	+3.5	+7.2	+11.2/A
TtInSIdxInsPlus	FB	108.77	+3.5	+7.2	+11.2/A
TtInSIdxInv	FB	16.26	+3.5	+7.2	+11.1/A
TtlSMIdxAdmrl	LB	68.72	+6.9	+10.7	+16.6/A
TtlSMIdxIns	LB	68.74	+6.9	+10.7	+16.6/A
TtlSMIdxInv	LB	68.70	+6.9	+10.7	+16.5/A
TtlWldStkIdxIns	WS	145.74	+5.3	+9.1	+14.0/B
TtlWldStkIdxInv	WS	29.08	+5.3	+9.0	+13.9/B
TxMgBalAdmrl	CA	31.27	+3.6	+5.5	+8.8/A
USGrAdmrl	LG	97.56	+8.2	+12.2	+19.1/B
USGrInv	LG	37.67	+8.2	+12.2	+18.9/B
USValInv	LV	17.39	+5.5	+9.1	+12.8/C
UtlsIdxAdmrl	SU	62.08	+6.6	+5.0	+11.3/C
ValIdxAdmrl	LV	41.32	+5.2	+8.3	+14.9/A
ValIdxIns	LV	41.32	+5.2	+8.3	+14.9/A
ValIdxInv	LV	41.33	+5.2	+8.3	+14.8/A
WlngtnAdmrl	MA	67.71	+4.1	+5.6	+11.0/A
WlngtnInv	MA	39.21	+4.1	+5.6	+10.9/A
WlslyIncAdmrl	CA	61.50	+3.0	+3.9	+6.8/D
WlslyIncInv	CA	25.39	+3.0	+3.9	+6.7/D
WndsrAdmrl	LV	68.38	+6.1	+11.6	+14.9/A
WndsrIIAdmrl	LV	60.37	+5.5	+9.4	+13.6/B
WndsrIIInv	LV	34.03	+5.5	+9.4	+13.5/C
WndsrInv	LV	20.28	+6.2	+11.6	+14.8/A
Vericimetry					
USSCVI	SV	17.12	+6.7	+13.5	+12.5/D
Victory					
DiversStkA m	LB	16.14	+6.5	+11.2	+11.5/E
DiversStkI	LB	16.11	+6.5	+11.3	+11.8/E
DiversStkR b	LB	15.81	+6.5	+11.3	+11.2/E
GlbNatrlResA m	SN	13.98	-2.2	+8.7	-.6/E
INCrTtlRetBdY	CI	9.19	+.8	+.6	+2.6/C
INCrforIncA m	GS	8.59	+.2	+.4	+.3/D
INCrforIncI	GS	8.59	+.2	+.4	+.5/C
INCrforIncR b	GS	8.60	+.2	+.4	+.3/D
IntgDiscvA m	SB	32.90	+6.5	+13.6	+15.9/C
IntgDiscvY	SB	36.30	+6.5	+13.7	+16.2/B
IntgSmCpValA m	SV	32.24	+8.0	+14.9	+13.7/C
IntgSmCpValY	SV	33.30	+8.1	+14.9	+14.1/C
MndMCpGrA m	MG	21.87	+9.5	+13.6	+14.0/E
MndMCpGrY	MG	24.10	+9.4	+13.6	+14.3/E
MndrMltCpA m	LG	37.10	+6.5	+11.1	+13.6/E
RSGrA m	LG	18.82	+9.4	+14.8	+17.9/C
RSLgCpAlphaA m	LB	46.82	+6.0	+10.9	+12.3/E
RSMidCpGrA m	MG	23.66	+12.7	+18.5	+18.0/C
RSPtnrsA m	SB	23.53	+8.0	+13.9	+16.8/B
RSSciandTechA m	ST	22.05	+12.1	+20.2	+34.9/A
RSSelGrA m	MG	33.43	+11.0	+15.4	+16.9/D
RSSmCpEqA m	SG	15.36	+9.9	+18.4	+24.3/B
RSSmCpGrA m	SG	72.29	+9.8	+18.3	+23.6/B
RSValA m	MB	22.93	+6.9	+13.1	+12.9/C
SP500IdxA m	LB	19.71	+6.5	+9.7	+15.5/B
SophusEMA m	EM	18.67	+4.5	+7.0	+15.2/B
SycEsVlA m	MV	36.92	+6.9	+11.7	+14.7/B
SycEsVlI	MV	36.95	+6.9	+11.8	+15.0/B
SycEsVlR b	MV	36.42	+6.9	+11.7	+14.5/B
SycmrSmCoOppA m	SV	41.95	+7.3	+11.9	+17.5/A
SycmrSmCoOppI	SV	42.37	+7.3	+12.0	+17.9/A
SycmrSmCoOppR b	SV	39.12	+7.2	+11.9	+17.3/A
TrvlnIntlSMI	FQ	12.41	+5.0	+9.6	+11.1/B
Viking					
KansasMuncplA m	SI	10.57	+.4	+.6	+1.2/B
NebraskaMuncplA m	SI	10.33	+.4	+.8	+1.2/B
OklahomaMuncplA m	SI	11.52	+.4	+.6	+1.0/C
TFForMontanaA m	SI	9.92	+.4	+.7	+1.1/C
Villere					
BalInv	AL	21.70	+8.4	+11.8	+12.1/B
Virtus					
CdxMcpVlEqI	MV	11.58	+8.3	+13.0	+16.1/A
CrdxLgCpValEqA m	LV	12.33	+6.3	+10.0	+12.6/C
CrdxLgCpValEqI	LV	12.48	+6.4	+10.1	+12.9/C
CrdxSmCpValEqIn	SB	9.83	+4.6	+11.3	+14.5/C
DuffPlRlEtSecA m	SR	23.53	+9.0	+12.4	+9.6/C
IntlEqIns	FG	11.92	+4.8	+7.1	+12.8/A
InvtvGrStkIns	LG	26.61	+8.9	+20.1	+30.9/A
KARCapitalGrA m	LG	15.53	+9.1	+15.7	+17.9/C
KARMidCapGrA m	MG	33.89	+12.0	+16.3	+25.5/A
KARSmCapCoreA m	SG	32.41	+9.4	+12.2	+24.4/B
KARSmCapCoreI	SG	34.16	+9.5	+12.2	+24.7/B
NFDurIncI	CS	10.66	+.8	+1.1	+2.2/B
NFMulSecS/TBdA m	CS	4.64	+.9	+1.7	+3.3/A
NFMulSecS/TBdC b	CS	4.71	+1.1	+1.9	+3.2/A
NFMulSecS/TBdC1 m	CS	4.69	+.8	+1.6	+2.6/A
NFTaxExemBdI	MI	10.96	+.6	+1.0	+1.5/C
NFtMuSectInBdA m	MU	9.87	+1.6	+3.6	+6.5/B
NewfleetHYA m	HY	4.01	+1.8	+4.9	+8.0/D
RamtEnhCreEqA m	LB	19.16	+6.3	+9.5	+12.4/E
SectTrendA m	LB	12.26	+3.5	+3.3	+6.6/E
SectTrendC m	LB	12.09	+3.5	+3.2	+5.8/E
SeixCorBdIns	CI	10.42	+.9	+.9	+1.8/D
SeixFltRtHIncC m	BL	8.50	+.7	+3.0	+5.9/C
SeixGrgTEBdIns	SI	10.29	+.5	+.9	+1.5/A
SeixHGrdMnBdIns	ML	11.69	+.6	+.9	+2.1/C
SeixHYIns	HY	8.12	+1.8	+4.5	+9.4/B
SeixHiIncI	HY	6.21	+2.0	+5.1	+10.7/A
SeixInvGrdTEBdI	MI	11.51	+.5	+1.0	+1.3/C
SeixTtlRetBdI	CI	10.23	+.8	+.9	+1.7/D
SeixUSGSUSBdI	UB	9.99	+.2	+.3	+1.3/D
SeixUlShrtBdIns	UB	9.93	+.4	+.5	+1.7/C
SlvnLgCpGrStkA m	LG	5.15	+8.0	+12.0	+16.8/D
TactAllcA m	MA	8.97	+5.4	+9.8	+10.7/A
VontForOppsA m	FG	27.18	+4.8	+6.8	+8.5/D
VontForOppsC m	FG	26.48	+4.7	+6.6	+7.7/E
VontForOppsI	FG	27.11	+4.8	+6.8	+8.8/D
VontlGlbOppsA m	WS	14.64	+4.5	+5.9	+13.5/B
VontobelEMOppI	EM	10.70	+4.3	+7.4	+10.4/E
Voya					
GNMAIncA m	GI	8.28	+.5	+.7	+1.1/A
GNMAIncC m	GI	8.24	+.4	+.6	+.4/D
GlbEqA m	WS	34.43	+4.6	+8.2	+12.4/C
GlbEqC m	WS	32.03	+4.5	+8.1	+11.6/D
GlbEqDivA m	WS	13.09	+3.6	+6.7	+9.9/D
GlbRlEsttA m	GR	15.05	+6.7	+10.7	+7.0/E
HYBdA m	HY	7.77	+2.4	+5.5	+7.9/D
IntermBdA m	CI	9.89	+1.2	+1.6	+2.7/B
IntermBdI	CI	9.88	+1.1	+1.7	+3.0/B
LgCpGrA m	LG	37.77	+8.1	+11.0	+17.8/C
LgCpGrI	LG	42.03	+8.1	+11.0	+18.2/C
MdCpOppsA m	MG	19.04	+9.4	+13.6	+16.1/D
MdCpOppsC m	MG	13.08	+9.4	+13.4	+15.2/E
MltMgrIntlSmCpA m	FQ	48.66	+4.3	+8.8	+9.6/D
RlEsttA m	SR	11.99	+9.4	+13.2	+7.9/E
RlEsttI	SR	13.69	+9.4	+13.3	+8.3/D
RussiaA m	MQ	30.43	+3.2	+10.9	+22.5/A
SmCoA m	SB	11.09	+8.5	+15.0	+14.6/C
SmCpOppsA m	SG	47.48	+10.1	+17.3	+15.3/E
WCM					
FocIntGrIns d	FG	15.00	+4.7	+7.0	+13.0/A
FocIntGrInv m	FG	14.94	+4.7	+6.9	+12.7/A
Walden					
Eq	LB	22.59	+7.3	+9.5	+15.5/B
Wasatch					
CorGr d	SG	69.21	+10.3	+15.9	+21.4/C
GlbValInv d	WS	7.70	+4.5	+8.3	+12.7/C
HoisingtonUSTrs d	GL	15.91	+1.5	+.7	-.6/E
IntlGrInv d	FR	27.27	+5.8	+11.0	+10.0/C
IntlOppsInv d	FR	3.15	+5.4	+9.0	+10.9/B
MicroCp d	SG	6.84	+9.3	+14.2	+27.7/A
MicroCpVal d	SG	3.14	+8.7	+14.2	+18.8/D
SmCpGrInv d	SG	38.31	+12.9	+19.3	+24.0/B
SmCpVal d	SB	7.56	+7.7	+14.5	+19.8/A
UlGr d	SG	24.69	+10.9	+17.5	+32.4/A
Weitz					
Bal	CA	13.41	+3.7	+5.5	+7.6/B
NebraskaTFInc	SI	9.89	+.6	+.9	+.5/E
PtnrsIIIOppIns	LO	14.34	+7.4	+12.6	+9.3/A
PtnrsValInv	LG	28.82	+8.0	+12.8	+9.2/E
ShrtDrIncIns	CS	12.16	+.5	+.7	+2.3/B
ValInv	LG	40.77	+7.7	+11.1	+10.9/E
sHickory	MB	45.64	+8.2	+13.6	+9.3/E
Wells Fargo					
AdjRtGvtA f	UB	8.93	+.2	+.4	+.7/E
AdjRtGvtC m	UB	8.91	-.1	+.1	-.1/E
AdjRtGvtInst	UB	8.93	+.2	+.4	+1.0/E

Name	Obj	NAV	4-wk Rtn	YTD Rtn	3-yr Rtn/Rk
AstAllcA f	IH	12.92	+3.9	+7.0	+7.2
AstAllcAdm	IH	13.07	+3.8	+7.0	+7.3
AstAllcC m	IH	12.46	+3.8	+6.9	+6.4
CALtdTrmTFA f	SS	10.65	+.6	+.8	+.6/D
CATFA f	MC	11.61	+.6	+.9	+1.6/D
CATFAdm	MC	11.63	+.6	+1.0	+1.8/C
CATFC m	MC	11.84	+.6	+.8	+.8/E
CBLgCpValA f	LV	13.10	+7.2	+12.7	+13.4/C
CBLgCpValInst	LV	13.13	+7.3	+12.8	+13.9/B
CBMidCpValA f	MV	36.31	+8.8	+16.0	+14.9/B
CBMidCpValInst	MV	36.56	+8.9	+16.0	+15.3/A
CommonStkA f	MB	20.04	+7.7	+14.0	+16.2/A
CorBdA f	CI	12.92	+.9	+1.0	+1.4/E
CorBdAdm	CI	12.62	+1.0	+1.1	+1.5/D
CorBdInst	CI	12.60	+1.0	+1.1	+1.8/D
CorPlusBdA f	CI	12.40	+1.2	+1.6	+4.0/A
DisSmCpAdm	SG	8.55	+8.1	+14.0	+12.6/E
DiscpUSCorA f	LB	16.02	+6.2	+9.4	+13.5/D
DiscpUSCorAdm	LB	16.48	+6.3	+9.3	+13.6/D
DiscvAdm	MG	31.28	+12.3	+18.2	+22.4/A
DvrsCptlBldrA f	AL	9.89	+7.4	+10.1	+15.2/A
DvrsCptlBldrC m	AL	9.87	+7.4	+10.2	+14.3/A
DvrsEqA f	LB	21.35	+6.4	+10.3	+14.5/C
DvrsEqAdm	LB	21.44	+6.4	+10.3	+14.8/C
DvrsIncBldrA f	XY	5.91	+3.6	+6.6	+9.2/A
DvrsIncBldrC m	XY	5.92	+3.4	+6.5	+8.4/A
DvrsIncBldrInst	XY	5.77	+3.5	+6.8	+9.6/A
DvrsIntlA f	FB	11.92	+2.6	+6.4	+9.1/C
EMEqA f	EM	23.43	+6.7	+10.4	+15.4/B
EMEqAdm	EM	24.53	+6.7	+10.4	+15.5/B
EMEqC m	EM	19.64	+6.6	+10.3	+14.5/B
EndeavorSelInst	LG	8.33	+7.8	+12.1	+21.8/A
EntprInst	MG	49.65	+12.2	+17.2	+21.2/A
GlobalSmCpA f	SW	37.67	+4.8	+10.0	+16.1/B
GrAdm	LG	36.63	+9.9	+15.3	+22.3/A
GrBalA f	MA	44.59	+3.8	+6.9	+9.6
GrBalAdm	MA	39.41	+3.8	+6.9	+9.8
GrInst	LG	40.22	+10.0	+15.3	+22.6/A
GvtSecA f	GI	10.74	+.5	+.6	+.6/C
GvtSecAdm	GI	10.74	+.6	+.6	+.8/B
GvtSecInst	GI	10.74	+.6	+.6	+1.0/B
HYBdA f	HY	3.21	+2.6	+5.5	+7.0/E
HYBdC m	HY	3.21	+2.6	+5.4	+6.2/E
IdxAstAllcA f	MA	32.85	+4.4	+6.5	+9.5/C
IdxAstAllcAdm	MA	32.86	+4.4	+6.5	+9.7/C
IdxAstAllcC m	MA	19.95	+4.3	+6.4	+8.7/D
IntlBdInst	IB	10.14	-.3	+1.0	+1.3/E
IntrsValA f	LB	11.91	+6.6	+10.7	+12.8/E
IntrsValInst	LB	11.97	+6.6	+10.7	+13.3/D
IntrsWldEqA f	WS	19.57	+5.0	+8.3	+14.5/B
MinnesotaTFAdm	SM	10.52	+.5	+.8	+1.7/B
ModBalAdm	CA	20.21	+3.1	+5.3	+7.2
OmegaGrA f	LG	48.29	+9.1	+13.9	+21.8/A
OmegaGrC m	LG	31.46	+9.0	+13.8	+20.9/A
OppA f	LG	39.46	+6.8	+11.6	+15.7/D
OppAdm	LG	43.50	+6.8	+11.6	+15.9/D
PETFInst	MP	11.50	+.6	+1.0	+2.0/B
PrecMetalsA f	SP	33.07	+5.5	+5.6	+4.2/C
PremLgCoGrA f	LG	12.61	+9.0	+13.7	+20.0/B
ShrtDrGvtBdAdm	CS	9.62	+.3	+.4	+.7/E
ShrtDrGvtBdInst	CS	9.62	+.4	+.4	+.9/E
ShrtTrmBdInst	CS	8.69	+.7	+.9	+1.8/B
ShrtTrmHYBdA f	HY	7.99	+1.1	+2.3	+3.4/E
SmCoGrAdm	SG	53.92	+9.4	+16.6	+22.2/C
SmCpValA f	SB	12.98	+7.6	+15.6	+15.5/C
SpMCpValAdm	MV	36.30	+7.5	+12.6	+12.7/D
SpMCpValIns	MV	36.55	+7.5	+12.6	+12.9/D
SpcSmCpValA f	SV	31.69	+6.1	+13.3	+14.7/B
SpcSmCpValAdm	SV	32.50	+6.1	+13.3	+14.9/B
SpcSmCpValC m	SV	28.48	+6.1	+13.2	+13.9/C
SpecizedTechA f	ST	12.80	+11.3	+15.6	+28.9/A
StrMnBdA f	MS	9.01	+.5	+.8	+2.0/A
StrMnBdAdm	MS	9.01	+.5	+.9	+2.2/A
StrMnBdC m	MS	9.04	+.5	+.7	+1.2/A
Target2020A f	TE	11.57	+3.3	+5.1	+5.6/E
Target2020Adm	TE	11.83	+3.2	+5.0	+5.7/E
Target2020R6	TE	11.91	+3.4	+5.1	+6.1/E
Target2030A f	TH	11.91	+4.1	+6.4	+9.0/E
Target2030Adm	TH	12.20	+4.1	+6.5	+9.1/E
Target2030R6	TH	12.17	+4.1	+6.5	+9.5/D
Target2040A f	TJ	13.91	+4.8	+7.7	+11.9/D
Target2040Adm	TJ	14.38	+4.9	+7.7	+12.0/C
Target2040R6	TJ	14.39	+4.9	+7.7	+12.4/C
TrdtnlSmCpGrA f	SG	12.63	+9.5	+16.3	+21.5/C
UlSTMnIncA f	MS	9.58	+.2	+.3	+.6/D
UlSTMnIncIns	MS	9.58	+.2	+.3	+.9/B
UlShTrIncA f	UB	8.49	+.5	+.7	+1.6/C
UlShTrIncIns	UB	8.48	+.5	+.8	+1.9/B
Utl&TlCmA f	SU	22.88	+5.6	+6.8	+12.2/C
Utl&TlCmC m	SU	22.88	+5.5	+6.7	+11.4/C
WesMark					
Bal	MA	12.28	+3.8	+4.5	+7.7/E
Gr	LG	18.38	+6.2	+9.4	+13.8/E
GvtBd	CI	9.70	+.5	+.5	+.4/E
SmCoGr	SG	12.33	+9.3	+16.0	+13.6/E
Western Asset					
AdjRtIncA b	UB	9.05	+.6	+.9	+3.0/A
AdjRtIncI	UB	9.02	+.7	+1.0	+3.2/A
CAMnsA m	MC	15.57	+.5	+.8	+1.5/D
CAMnsC m	MC	15.52	+.4	+.7	+.9/E
CAMnsI	MC	15.57	+.5	+.9	+1.7/D
CorBdA m	CI	12.40	+1.4	+1.8	+2.9/B
CorBdFI b	CI	12.41	+1.5	+1.9	+2.9/B
CorBdI	CI	12.41	+1.5	+1.9	+3.3/A
CorBdIS	CI	12.42	+1.4	+1.9	+3.3/A
CorPlusBdA m	CI	11.39	+1.3	+2.1	+3.8/A
CorPlusBdFI b	CI	11.40	+1.3	+2.1	+3.8/A
CorPlusBdI	CI	11.40	+1.3	+2.2	+4.2/A
CorPlusBdIS	CI	11.40	+1.3	+2.2	+4.3/A
CorpBdA m	TW	12.06	+2.5	+3.4	+6.1/A
CorpBdP b	TW	12.05	+2.4	+3.4	+5.9/A
GlbHYBdA m	HY	6.15	+2.2	+5.5	+9.8/B
GlbHYBdIS	HY	6.14	+2.2	+5.6	+10.1/A
HYI	HY	7.72	+2.2	+5.5	+10.6/A
HYIS	HY	7.84	+2.2	+5.6	+10.6/A
IncomeA m	MU	6.02	+1.4	+3.5	+6.4/B
InflIdPlsBdI	IP	10.82	+.8	+1.5	+1.5/D
InflIdPlsBdIS	IP	10.88	+.9	+1.6	+1.7/C
IntermBdI	CI	10.77	+1.1	+1.4	+2.7/B
IntermBdIS	CI	10.78	+1.1	+1.4	+2.8/B
IntermTrmMnsA m	MI	6.29	+.6	+.9	+1.4/C
IntermTrmMnsC b	MI	6.30	+.5	+.8	+.8/E
IntermTrmMnsI	MI	6.29	+.6	+.9	+1.5/C
IntrmMtCAMnsA m	MF	8.67	+.5	+.8	+1.0/D
IntrmMtCAMnsC b	MF	8.65	+.3	+.8	+.4/E
IntrmMtNYMnsA m	MN	8.51	+.4	+.7	+.8/D
IntrmMtNYMnsC b	MN	8.52	+.4	+.8	+.2/E
MA Mns A m	MT	12.39	+.4	+.6	+1.0/C
Mgd Mns A m	ML	15.88	+.6	+.9	+1.8/C
Mgd Mns C m	ML	15.89	+.5	+.8	+1.2/E
Mgd Mns I	ML	15.90	+.5	+.8	+1.9/C
MnHiIncA m	HM	13.89	+.7	+.9	+2.8/D
MnHiIncC m	HM	13.82	+.6	+.9	+2.2/E
MnHiIncI	HM	13.82	+.7	+.9	+2.9/C
MrtgBckdScA m	CI	10.23	+.7	+.7	+2.4/C
MrtgBckdScI	CI	10.27	+.6	+.8	+2.6/B
NJMnsA m	MJ	12.06	+.5	+.8	+1.9/C
NYMnsA m	MY	12.84	+.5	+.6	+1.2/D
NYMnsC m	MY	12.83	+.4	+.5	+.6/E
NYMnsI	MY	12.83	+.5	+.6	+1.3/D
PEMnsA m	MP	12.60	+.6	+.9	+2.0/B
PEMnsC m	MP	12.54	+.5	+.8	+1.4/D
ShrtDrHiIncA m	HY	5.24	+2.0	+4.7	+10.0/A
ShrtDrHiIncC1 m	HY	5.27	+2.0	+4.6	+9.6/B
ShrtDrHiIncI	HY	5.26	+2.1	+4.7	+10.3/A
ShrtDrMnIncA m	MS	5.07	+.3	+.6	+.8/C
ShrtDrMnIncC b	MS	5.07	+.3	+.5	+.5/E
ShrtDrMnIncI	MS	5.07	+.3	+.6	+1.0/B
ShrtTrmBdI	CS	3.85	+.5	+.9	+2.3
ShrtTrmBdIS	CS	3.85	+.8	+.9	+2.4
TtlRtUncnsFI b	NT	10.20	+.5	+1.5	+5.0/B
TtlRtUncnsI	NT	10.21	+.6	+1.5	+5.3/B
TtlRtUncnsIS	NT	10.20	+.7	+1.5	+5.4/B
Westwood					
EMIns	EM	9.17	+4.1	+6.5	+12.2/D
IncOppA m	CA	14.89	+3.7	+5.8	+7.5/B
IncOppIns	CA	14.91	+3.8	+5.8	+7.8/B
LgCpValIns	LB	11.81	+5.9	+8.6	+13.6/D
SMdCpIns	MB	13.25	+8.1	+13.2	+12.6/D
ShrtDrHYIns	HY	9.19	+1.7	+3.6	+6.2/E
SmCpValIns	SB	15.78	+7.3	+14.1	+17.8/A
William Blair					
BdI	CI	9.81	+1.5	+2.2	+2.7/B
EMGrI	EM	12.04	+4.6	+7.0	+13.0/C
EMGrIns	EM	12.14	+4.6	+7.0	+13.1/C
EMLeadersIns	EM	8.93	+4.3	+8.1	+13.6/C
GlbLeadersI	WS	12.78	+7.8	+11.4	+16.5/A
GrI	LG	10.24	+8.1	+10.7	+18.4/C
GrN b	LG	8.75	+8.0	+10.6	+18.1/C
IncI	CS	8.37	+.9	+1.3	+1.4/D
InsIntlGr	FG	14.58	+5.8	+8.8	+9.6/C
IntlDevPlusI	FG	14.86	+6.1	+8.8	+9.1/C
IntlGrI	FG	25.63	+5.8	+8.8	+9.5/C
IntlGrN b	FG	25.06	+5.7	+8.8	+9.1/C
IntlSmCpGrI	FR	11.47	+5.3	+9.8	+6.7/E
IntlSmCpGrIns	FR	11.53	+5.3	+9.8	+6.8/E
MidCpGrI	MG	10.93	+10.2	+14.5	+16.4/D
SmCpGrI	SG	29.81	+8.7	+14.7	+26.4/A
SmCpValI	SB	17.70	+7.6	+14.2	+13.1/D
SmMidCpGrI	MG	25.18	+9.3	+13.8	+21.5/A
Williston					
BsnMdNrAmrStkA m	EE	4.46	+5.7	+18.6	+5.8/C
Wilmington					
LgCpStrIns	LB	21.81	+6.4	+10.5	+16.8
MnBdIns	MI	13.07	+.8	+1.3	+1.2/D
RlAstIns	IH	14.24	+3.5	+7.1	+6.2/E
Wilshire					
5000IdxInvm b	LB	20.51	+6.7	+10.4	+15.8/B
LgCoGrIns	LG	40.71	+7.8	+11.8	+17.3/D
LgCoGrInvm b	LG	37.25	+7.8	+11.8	+16.9/D
Wintergreen Fund					
Inv m	WS	9.47	+3.3	+10.2	+3.9/E
World Funds					
RlEstValOppIns	SR	12.21	+8.5	+13.9	+7.0/E
Yorktown					
ShrtTrmBdL b	CS	3.56	+.5	+1.0	+3.5/A
Zacks					
AllCpCorInstl d	LB	23.44	+7.0	+9.6	+14.2/D
SmCpCorInv m	SB	24.65	+7.9	+11.0	+14.7/C
congress					
SmallCapGrRet b	SG	25.52	+10.9	+14.2	+21.2/C
iShares					
MSEAIntlIdxIns	FB	12.52	+3.0	+6.5	+9.7/B
MSEAIntlIdxInvA b	FB	12.44	+3.0	+6.4	+9.4/B
Rusl2000SCIdIns	SB	19.35	+8.0	+14.7	+18.3/A
Rusl2000SCIdIvA b	SB	19.36	+7.9	+14.6	+18.0/A
S&P500IdxK	LB	326.61	+6.5	+9.8	+16.1/B
USAggtBdIdxK	CI	9.94	+1.1	+1.2	+1.7/D