HIGHLANDS NEWS-SUN

Friday, January 11, 2019

VOL. 100 | NO. 011 | $1.00 — YOUR HOMETOWN NEWSPAPER SINCE 1919 — An Edition Of The Sun

School Board talks alcohol distribution policy

By MARC VALERO
STAFF WRITER

SEBRING — Serious student discipline incidents, including drugs and alcohol infractions, require a hearing before The School Board of Highlands County, but should passing a bottle of alcohol to another student require a board appearance?

BRANTLEY

SHOOP

That was the discussion at Tuesday's School Board meeting, whether or not sharing alcohol, which is classified as distribution, rises to the level of distribution of other substances or possession of drugs.

School Board Attorney John McClure noted some recent cases where someone takes their parent's alcohol and puts it into a different container, brings it to school and a couple of students take a sip out of it — that is distribution of alcohol.

The question is what does the board do about it, he said. Previously the board policy has been that distribution of drugs or alcohol required a mandatory appearance before the School Board with the thought that distribution was more serious than possession.

POLICY | 5A

Shooting suspect also facing cocaine charges

By MELISSA MAIN
STAFF WRITER

AVON PARK — One of the suspects arrested in connection with a Dec. 19, 2018 shooting and drug deal was also charged with possession of cocaine.

Jordan Travon Carpenter, 20, of Avon Park, was arrested by Highlands County Sheriff's Office deputies on Saturday, Jan. 5. He is accused of possessing cocaine and drug equipment.


CARPENTER

Deputies stopped Carpenter's vehicle at the intersection of Joe Hilton Street and Memorial Drive, because he had active felony arrest warrants related to the Dec. 19, 2018 shooting.

The Highlands News-Sun previously reported that Carpenter had been charged with attempted murder and robbery with a firearm. The charges for the possession of cocaine and drug equipment were added when deputies made the traffic stop on Jan. 5 and allegedly found these items in the vehicle he was driving.

When deputies arrested Carpenter for his alleged involvement in the shooting, they reportedly found the following items:

- a digital scale with cocaine residue
- two plastic bags with a white, powdery substance that field tested positive for the presence of cocaine, for a total of 0.3 grams

According to an arrest report, shortly before midnight on Dec. 19, 2018,

CHARGES | 6A

Phase 2 plans near completion

Howerton: May be done by end of January

By PHIL ATTINGER
STAFF WRITER

SEBRING — County Engineer Clinton Howerton Jr. hopes to have done final plans on Sebring Parkway Phase 2 by the end of the month.

That is, if the Florida Department of Transportation can see his point of view on adding left-turn lanes from southbound U.S. 27 onto the Parkway.

Assistant County Engineer J.D. Langford said that intersection is "maxed out" on the length of mast arms it can have over the lanes. The county also doesn't have enough right of way at that point, or money to secure it at such as a heavily-developed intersection.

Even if the county could add the lanes, Langford said, the traffic signals would need to go on a span wire.

FILE PHOTO

The proposed future site of a Wawa station at the corner of U.S. 27 northbound and Highlands Avenue would have one right-turn only entrance/exit on the highway and two more along Sebring Parkway Phase 2.

After having Hurricane Irma, the county doesn't want to hang any more traffic signals on wires, Langford said.

When Howerton told county commissioners about the FDOT request at their Tuesday meeting, he said he was trying to work through that issue with them.

"We don't think that's warranted or necessary at this particular time," Howerton said. "It's certainly not a cost we're intending to bear."

He said he hopes to get FDOT officials to see his perspective.

FDOT also has some minor changes required to a drainage structure in the right of way.

Wawa still has plans to put in one of its gasoline and convenience store stations on the northwest corner of the intersection. Langford said those plans have not changed.

Plans state the station will have have one right-turn only entrance/exit on the highway and two more along Sebring Parkway Phase 2, also right-turn in/out.

Langford said the county is also preparing to purchase 2.3 acres of right of way on the southwest

PARKWAY | 5A

Piece of history gone

COURTESY PHOTO/BILL BRANTLEY

The use of heavy equipment was used to recently tear down an old school building in Lake Placid, which was built in 1935.

School Board razes building filled with memories

By KIM LEATHERMAN
STAFF WRITER

LAKE PLACID — It was nothing special: four walls, some windows and a roof. The old classroom-turned-meal-site at 541 E. Interlake Blvd. was razed this week because it was no longer cost effective to keep repairing it.

Cross Environmental Services Inc. Environmental & Demolition Contractors out of Crystal Springs were contracted to bring the building down.

Although it was severely compromised, there was no current worth to the building. However, according to the Highlands County Property Appraiser's office, the new replacement cost would be $30,546.

Built in 1935, the building was used primarily as a classroom for agriculture and shop classes, according to former students.

The current South Florida State College building on the south side of Interlake Boulevard was the original

KIM LEATHERMAN/STAFF

As the sun was rising over the trees Tuesday, clean up of the rubble that was once a school building on Interlake Boulevard in Lake Placid took place.

Lake Placid High School. The agriculture/shop building across the street was added after growth forced the addition.

As the walls tumbled down, the history of the old building was revealed. In between the old cement blocks, an old newspaper was found. The edition of The Miami Herald dated Sunday, June 22, 1947 was probably used as insulation.

Mat Delaney has fond memories of his agriculture and shop classes from the mid- to late-1960s.

"Probably every boy in the 1950s and 1960s had at least one class there," he said. "It was also the easiest class to skip out of and leave the property."

Bill Brantley, a contractor who ironically was also a student at the school, owns a business next door to the now razed building. Brantley thought the newspaper was a neat piece of history. He also looked about the site with the eye of a builder and saw South Dade Pine used in the construction.

Brantley said the pine was a popular choice around the time the facility was built. It was imported from South Florida.

About 1984, Brantley took agriculture classes there. The 1,122-square-foot building was not built for function and not fashion.

"When you walked in, there was a

MEMORIES | 5A

Adventure Out B1
Classifieds B3-5
Comics ..... News Wire
Local Sports A7-8
Lottery ..... Sports Wire
Obituaries A6
Viewpoints A4
Weather ..... Sports Wire

Good morning To Donald Swope
Thanks for reading!

newssun.com — facebook.com/newssun — twitter.com/TheNewsSun

TOYOTA COROLLA DRAWING
SATURDAY, JANUARY 26 • 7PM TO 9PM
EARN ENTRIES JANUARY 1 - 26 | EARN 2X ENTRIES EVERY TUESDAY
SLOTS • LIVE TABLE GAMES • HIGH STAKES BINGO • ENTERTAINMENT
GAMBLE WITH CARE Must be 21 years old to play slots and table games. Must be 18 years old to play Bingo. Must be a Seminole Wild Card Membe rto participate in casino promotions. If you or someone you know has a gambling problem, please call 1.888.ADMIT.IT.

May not accurately represent model won
SEMINOLE CASINO BRIGHTON
seminolebrightoncasino.com
800.360.9875
adno=3646492-1

Hepatitis A on rise in Florida but Highlands in clear

By KIM LEATHERMAN
Staff Writer

SEBRING — After years of declining cases, hepatitis is on the rise, mainly because of isolated outbreaks. Officials at the Florida Department of Health in Highlands County want residents to be aware Florida cases of the virus is on the rise. Highlands County has seen no activity so far but the best defense is a strong offense.

According to the Centers For Disease Control and Prevention, the best way to protect yourself from the potentially serious virus is to be vaccinated. The body creates antibodies against the virus that prevents re-infection.

The health department has taken aim to prevent any outbreaks. They have come up with free hepatitis A vaccines for those at risk or those who feel they are in need of one. The free vaccine will be dispensed from 9 a.m. to noon Wednesday, Jan. 16 at the health department in Sebring at 7205 S. George Blvd.

The World Health Organization says hepatitis A is a virus that attacks the liver. The disease runs its course and can be mild to severe with only a small amount of victims having permanent liver damage or who become chronic, according to WHO.

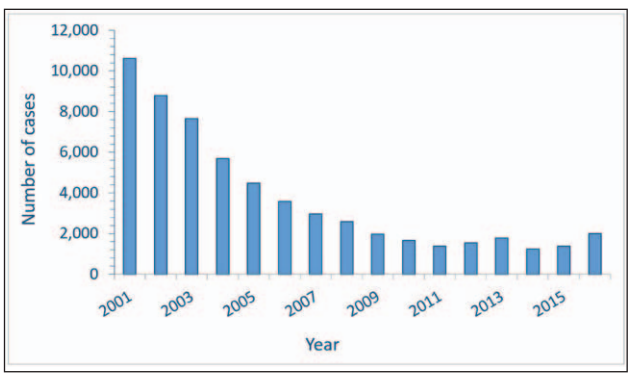

COURTESY/CDC.GOV

This graph shows a steady decline of hepatitis A for years before a concerning upward tick the last couple of years.

Risk factors include working in a child care center, living with an infected person, and traveling to areas that have a high amount concentrations, as well as others.

It is transmitted in a few different ways:

- Fecal-oral route from contaminated food and water
- Person to person, close contact
- Sex with someone who is infected
- Eating foods and shellfish that were in contaminated water

In June 2018, an outbreak occurred among drug users who use needles.

The Mayo Clinic website gives some of the symptoms as fatigue, sudden nausea and vomiting, right side abdominal pain, low fever, dark urine, loss of appetite and more. For a complete list of symptoms, visit mayoclinic.org.

The CDC's 2017 statistics have not been published yet. However, the reports show that in 2014 there were 90 reported cases in Florida; in 2015 cases increased to 108; in 2016, the most recent available, 115 cases were reported.

For more information on hepatitis A, visit the CDC at cdc.gov or the WHO at who.int.

West Sebring Engine 10 in wreck

No injuries or citations

By PHIL ATTINGER
Staff Writer

SEBRING — West Sebring Fire Department Engine 10 rear-ended a passenger car Tuesday on a busy section of Sebring Parkway.

Sebring Police Cmdr. Curtis Hart reports that the wreck occurred between Memorial Drive and U.S. 27 in the westbound lanes when a car stopped suddenly in front of the fire engine, and the driver of the engine didn't stop in time.

Fortunately, Hart said, there were no injuries in the wreck, but there was damage.

The Ford's driver and passenger — 23-year-old Jonathan Hollenberg and 25-year-old Lisa Franks, respectively — didn't report any injuries. Neither did West Sebring Firefighter Daniel Baker, 21.

However, the engine sustained $250 worth of damage on its front end. The car, a black 2016 Ford Focus, got $2,000 of damage to its rear end, Hart said.

There were no citations issued in the wreck, he said.

5 THINGS That Will Make You SMARTER

1. In any mythology, the griffin is portrayed as a mix between an eagle and a lion. In all cases, this creature is shown as having the head of an eagle and the body of a lion, but from there the other specific features are in debate.

2. Griffins were thought to be very wise and wily characters who spent a good deal of time seeking out and guarding gold and treasures.

3. Other legends have the griffin as a trickster, much like the Sphinx, who would challenge people with riddles in a contest of wits. The winners would get to keep their lives and treasures, and the losers wouldn't.

4. Griffins were commonly associated with strength in war, thus being an obvious choice for many coats of arms from ancient to medieval families and armies.

5. The Republic of Genoa used the griffin as a symbol of its seafaring power on all of its ships in the Middle Ages.

Source: gods-and-monsters.com

No matter what you're looking for,
Check the Sun Classified first!
From a new job to a place to live, Classified has what you need!



HIGHLANDS NEWS-SUN
Your Hometown Newspaper Since 1919
highlandsnewssun.com

The Highlands News-Sun (USPS 487-900-ISSN 2473-0068) is published daily by Tim Smolarick at the Highlands News-Sun, 315 U.S. 27 North, Sebring, FL 33870. Periodical postage paid at Lakeland, FL and additional entry office(s). All material contained herein is the property of the Highlands News-Sun, which is an affiliate of DR Media. Reproduction in whole or in part is forbidden without the written permission of the publisher. All material submitted for publication becomes the property of the newspaper and may be edited for clarity and space, as well as reprinted, published and used in all media. Postmaster: Send address changes to : Highlands News-Sun, 315 U.S. 27 North, Sebring, FL 33870.

COMMITMENT TO ACCURACY
The Highlands News-Sun promptly corrects errors of fact appearing in its news stories. If you believe we have made an error, call the newsroom at 863-385-6155. If you have a question or comment about coverage, write to Romona Washington, executive editor, 315, U.S. 27 North, Sebring FL 33870; email editor@newssun.com or call 863-386-5634.

OFFICE
Location: 315 U.S. 27 North Sebring, FL 33870
Hours: 8 a.m.-5 p.m.
Monday-Friday
Phone: 863-385-6155
Main Fax: 863-385-1954

SUBSCRIPTION RATES

13 weeks	Tax	Total
$53.30	$4.00	$57.30
26 weeks	Tax	Total
$106.60	$8.00	$114.60
52 weeks	Tax	Total
$213.20	$15.99	$229.19
EZ Pay	Tax	Total
$15.91	$1.19	$17.10

MAIL SUBSCRIPTION RATES
3 months
$74.36
6 months
$133.81
12 months
$229.19
Your newspaper is delivered by an independent contractor.
If you do not receive your home delivered newspaper by 6 a.m. on any daily publication date, or 7 a.m. Sunday, please phone the circulation department at 863-385-6155.

PLACE A CLASSIFIED AD
From 8 a.m. to 5 p.m. weekdays
Tracy Weikel, Classified Account Executive
tracy.weikel@highlandsnewssun.com
863-658-0307

LEGAL ADVERTISING
Janet Emerson
863-386-5637
legals@highlandsnewssun.com

CUSTOMER SERVICE
Mike Henry, Office Manager
863-385-6155
michael.henry@highlandsnewssun.com

SUBMIT NEWS & OBITS
Email all obituaries and death notices to obits@highlandsnewssun.com
Email all other announcements to highlandsnewssun@highlandsnewssun.com

EDITORIAL
Karen Clogston, Managing Editor
Special Sections Editor
863-386-5835
karen.clogston@highlandsnewssun.com

Allen Moody, Highlands Sun Editor
Weekend Editor
863-386-5841
allen.moody@highlandsnewssun.com

PUBLISHER
Tim Smolarick
863-386-5624
tim.smolarick@highlandsnewssun.com

EXECUTIVE EDITOR
Romona Washington
863-386-5634
romona.washington@highlandsnewssun.com

CIRCULATION
Rob Kearley, Circulation Director
863-385-6155
rob.kearley@highlandsnewssun.com

RETAIL ADVERTISING
Cliff Yeazel, Advertising Director
863-386-5844
cliff.yeazel@highlandsnewssun.com

PRODUCTION
Donna Scherlacher, MultiMedia/Production Director
863-386-5847
donna.scherlacher@highlandsnewssun.com

HOME IMPROVEMENT

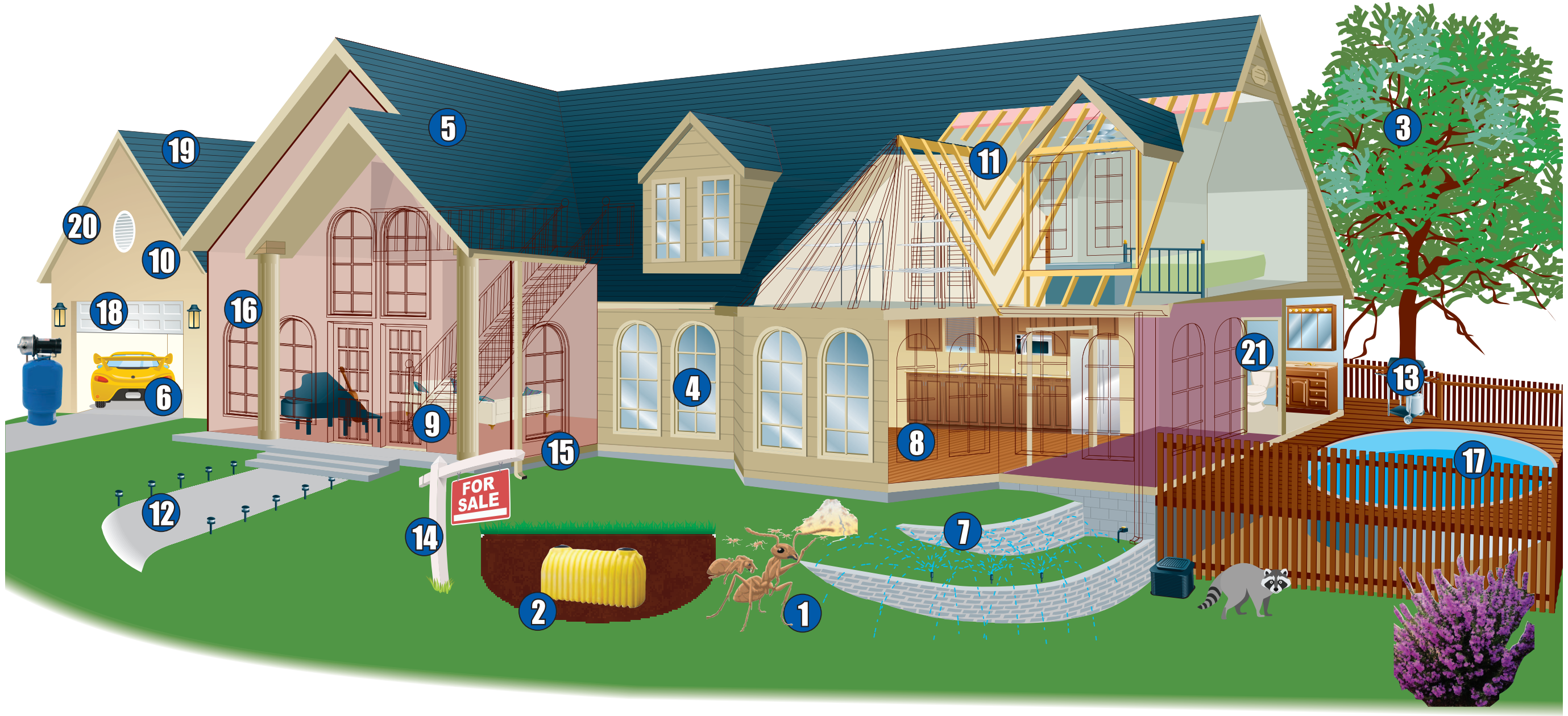

1 EXTERMINATOR
Bugs Bee-ware
610 State Road 66
Sebring, FL
(863) 385-0404
www.bugsbeeware.com

2 SEPTIC
All around septic & sewer
333 Central Blvd.,
Sebring FL 33876
(863) 655-4700
www.allaroundsepticandsewer.com

3 TREE SERVICE
YOUR INFORMATION HERE
CALL (863) 386-5844

4 WINDOWS
The Decor Store
401 US 27 North
Lake Placid, FL 33852
(863) 699 9100
Danieldecorstore@gmail.com

5 CONSTRUCTION
Mark Stewart
STEWART CONSTRUCTION
(863) 385-9403
mark@stewart-construction.net

6 AUTOMOTIVE
YOUR INFORMATION HERE
CALL (863) 386-5844

7 IRRIGATION
Curb N Scape
610 State Road 66
Sebring, FL
(863) 385-0404
www.bugsbeeware.com

8 KITCHEN & BATH CABINETS
Simmons Solid Surface LLC
3428 Bartee Rd
Sebring FL, 33875
(863) 382-0241
cabinetrysebring.com

9 CARPET/TILE CLEANING
Krystal Klean
(863) 253 7878

10 PAINTING
YOUR INFORMATION HERE
CALL (863) 386-5844

11 BUILDING MATERIALS
Bagwell Lumber Company
309 W. Pleasant St.
Avon Park, FL 3382
(863) 453-3168
www.bagwell-lumber.com

12 HANDYMAN
All Around Handyman
Fred Miller
(863) 253-9565

13 FENCE
YOUR INFORMATION HERE
CALL (863) 386-5844

14 REAL ESTATE
Rona Port
BERKSHIRE HATHAWAY HOME SERVICES
(863) 414-6570
rport@bhhsflpg.com

15 FLOORING
Griffins Carpet and Patio
560 US 27. Sebring, FL
(863) 385-4796
www.carpetpatioblinds.com

16 INTERIOR DECORATING
Griffins Carpet and Patio
560 US 27. Sebring, FL
(863) 385-4796
www.carpetpatioblinds.com

17 IN GROUND POOLS & SPAS
YOUR INFORMATION HERE
CALL (863) 386-5844

18 GARAGE DOOR
Brandi Rankin
SOUTHWOOD GARAGE DOORS
(863) 382-2505
sbsdoors@comcast.net

19 INSURANCE
Budget Bi-Rite Insurance
1500 US Highway 27 S
Avon Park, FL 33825
(863) 453-3903
www.budgetbirite.com

20 A/C AND HEATING
America First Air Conditioning & Heating
2153 State Road 64 W
Avon Park, FL 33825
(863) 453-4741
www.americafirstac.com

21 PLUMBING
YOUR INFORMATION HERE
CALL (863) 386-5844

Do you want to sponsor this page?
Call 386-5844

VIEWPOINTS

HIGHLANDS NEWS-SUN
YOUR HOMETOWN NEWSPAPER SINCE 1919

Tim Smolarick
Publisher
tim.smolarick@highlandsnewssun.com

Romona Washington
Executive Editor
romona.washington@highlandsnewssun.com

Cliff Yeazel
Advertising Director
cliff.yeazel@highlandsnewssun.com

Rob Kearley
Circulation Director
rob.kearley@highlandsnewssun.com

Donna Scherlacher
Multi-Media/Production Director
donna.scherlacher@highlandsnewssun.com

SUN

ANOTHER VIEW

Off to a solid start

Newly installed Gov. Ron DeSantis sent Floridians a bipartisan message that they haven't heard from leaders in Tallahassee for a while. In his 16-minute inauguration speech on Tuesday, DeSantis sounded sincere when he spoke of Republicans and Democrats working together for the good of Florida.

Standing outside the Old Capital, DeSantis at 40 a young state chief, spoke as a regular guy, admitting that he is "conscious of my own deficiencies." He vowed, however, that Floridians would get "a full heart, my best judgment and the courage of my convictions.

We'll take it — and hope for the best.

Regardless of whether or not one voted for DeSantis, for whom President Trump went all in early in the campaign, Floridians can take heart that he comes across as personable and, even better, approachable. We hope these characteristics extend to his relationship with the media, whom former Gov. Rick Scott stonewalled and too often shut out in the face of challenging questions. We hope DeSantis is committed to openness and transparency with the people he represents.

DeSantis said he will build on an inherited solid economic foundation and, unlike Scott, now Florida's junior senator, he will champion Florida's environmental future and protect it. He highlighted his commitment to deal with the blue-green algae and red tide, bedeviling Florida's coasts. That's a first in eight years for Floridians, who endured a governor for whom climate change did not exist. At least DeSantis gets the critical link between our environment, our economy and our very future.

He also signaled he will tackle health care in Florida, likely a project for new Lt. Gov. Jeanette Nunez, a health care executive, the highest ranking Latin woman in the state's political history — and a Miamian. DeSantis should be praised for selecting Nunez, a respected veteran member of the Florida Legislature.

"The people of Florida deserve relief," DeSantis said of the state's health care woes. He's right, but let's hope that relief entails at least a compromise that includes expanding Medicaid for 1 million needy Floridians — relief that Scott refused to grant.

The new governor signaled a slight change in school curriculum. DeSantis believes we should return to teaching civics, so students can learn the "duties of citizenship." That's a solid idea. DeSantis also says that vocational education should be enhanced — building on the conservatives' idea that not every student should head for college. He is a proponent of school choice, of course, and we urge him to not undercut public schools solely to boost for-profit charters.

…

DeSantis appears to be off to a solid start. Let's hope — for Florida's sake — that he stays on track.

An editorial from the Miami Herald.

Waiting on a goodbye

MY IMPRESSION
Tim Smolarick

Have you got that person or persons in your life who love you even though they don't have to? I hope you have those folks who are not family who you love just as dearly in your life. They make the world a special place as they accepted you into their life willingly, without having to.

His name was Joe. Joe decided to be my mentor when he managed me whether I wanted him to be that or not. We struggled the first couple of months as Joe was considerably older than I. I was all of 25, so thought I had all the answers. Boy was I in for a shock. Joe's knowledge, patience, impatience and temper soon won me over and I began to listen instead of ignoring his talks with me. After a couple of years, we evolved into a relationship that went far beyond just a mentorship. We were not just on the same page in our world, we were in the same paragraph. Joe would teach and I would absorb it all.

Joe was sick, but you never knew he was feeling bad. One day he decided it was time to retire and naturally I moved into his position. I would spend hours at his home walking him through scenarios and he would slice apples and thoughtfully ask me how I was handling them. I knew when he smiled, I was OK, however when the eyes went dark, I also knew I was in for it.

Joe loved the Yankees so my older son and I bought him a ticket to join us as Tampa was playing them. On this occasion Joe said he was tired and wanted to watch his beloved Steelers play a pre-season game on TV. I hung up the phone after the call and felt it was strange, but also knew he was more tired than before.

We all have been going to baseball games at the Trop for a few years and never got a foul ball. We hoped this would be the one. We sat in the stands with Joe's seat in between us and around the 6th inning we heard the foul tip but never saw it come off the bat. Suddenly in Joe's seat there was a loud bang and sure enough, the foul ball hit where Joe would have been sitting. My son got the ball.

The next day I called Joe to tell him the news. When his wife answered she was crying and told me Joe had passed away sitting in his chair watching the Steelers the night before. I was dumbfounded and asked why she had not called. Her reply, "You were with your son. Joe would not have wanted me to interfere." I asked her a hundred questions and was numb when she told me the time that she discovered he was gone. It was right about the time that foul ball hit his seat at the stadium. I believe that Joe told me goodbye that night.

A few years later, Tony, who was like a brother to me and was also a recipient of Joe's knowledge tragically passed away in a boating accident in the waters off of St. Pete in Pinellas County. After his wake I went by a friend's house to sit and talk and we went out on the dock to have a beer and try to make sense of this tragedy. There was a fishing pole out there with some old lure on it and was sitting on the edge of the dock, talking and casting and reelin'.

The talk got emotional and we began talking about how Tony just adored fishing. Suddenly, the lure was hit as I was reeling and the reel was howling as a fish was taking the lure straight out away from me. Without thinking I slowly tightened the drag and yanked as hard as I could setting the hook. A few minutes later we were measuring what turned out to be 34-inch redfish. We released it and to this day it is the biggest redfish I have ever caught. I believe Tony told me goodbye that night.

This past weekend the man who I considered to be as more of a father to me than anyone on this planet was found deceased. I left Virginia with his oldest son one day in March a long time ago and arrived at his dad's house and he took me in as I f I was his own son. Barry had sons, never had a daughter and considered me one of his own. He took a kid from the mountains of Virginia and along with his boys began teaching us how to be men. He was never easy on us, but never unfair. We were all treated with respect and love equally.

Barry started us all in the newspaper business and taught me many things about being a part of the newspaper instead of just working for the newspaper. We laughed together, we worked together, and we fought many battles together to right what was wrong. He was always first to communicate in crisis, but never afraid to stand his ground no matter what. We cried when he had his first heart attack and open-heart surgery and when he woke, we put him back together again.

Barry taught me how to play chess the hard way. He would beat me so bad in the early years it was just plain embarrassing. As we got older, the games became more intense and every now and again, I would beat him; often wondering did he let me win so I would keep coming back.

I will never forget Barry telling people at work that he knew his other sons did not have the passion for the newspaper to make it a lifelong commitment and he pointed at me and said "this one is going to be a publisher one day. Write it down now." I looked at him and said something like "yeah whatever," but as I walked away from him, I thought to myself why not and smiled. He was so proud the day I called him and told him I would become a publisher and yes, he remembered and said "I told you so."

My heart is heavy as his passing reminded me of Joe, who taught me to think everything through and to remember there are only three outcomes: Best case, worse case and what you are willing to compromise. Know all three before you answer.

Also Tony, who left us way too soon and allowed me to sharpen my skills as a teacher.

Now today, Barry. My heart is heavy as I don't know how to cope without the comfort of knowing you are there. Who do I call when I need info to answer questions? Who do I play chess with until 2 a.m. for 50 cents? Who do I laugh with when it gets so bad you want to give up? Who do I call the "old man" now?

Barry taught me to not fear anything. He did not prepare me for this day.

I am lucky, Barry, that you loved me when you did not have to. It's been five days, damn it … I am waiting on a goodbye.

Tim Smolarick is publisher of the Highlands News-Sun and Highlands Sun. Email him at tim.smolarick@highlandsnewssun.com

JOIN THE CONVERSATION

Letters are welcome on virtually any subject, but we do have some rules. We will not accept any Letters to the Editor that mention a business in a negative tone, as they have no means to defend themselves. Please keep Letters to the Editor to less than 250 words. Letters will be edited to length as well as for grammar and spelling. All letters must be signed with full name – not initials. An address and telephone number must be included. The phone number and address are not for publication, but must be provided. In the case of letters that are emailed, the same rules apply.

Due to the number of letters received, we are able to run only four letters per person per month.

The Letters to the Editor section is designed as a public forum for community discourse, and the opinions and statements made in letters are solely those of the individual writers. The newspaper takes no responsibility for the content of these letters.

Please send or bring correspondence to the Highlands News-Sun, Letters to the Editor, 315 US 27 North Sebring, FL 33870, or fax to 863-385-1954. Readers may also email Letters to the Editor to editor@newssun.com.

PARKWAY

FROM PAGE 1A

corner with DeSoto Road: 50 feet of right of way along the Parkway and 30 feet along DeSoto Road.

Currently, County Attorney Joy Carmichael is working out the details of the sale contract, Howerton said.

Langford said the expected purchase price is $45,000, which is almost $100,000 less than the $140,000 it would cost to put in a retaining wall, otherwise.

With the extra space, the county can forego that retaining wall and "square up" the intersection. Langford said there would also be more space for the City of Sebring to put in water and sewer lines.

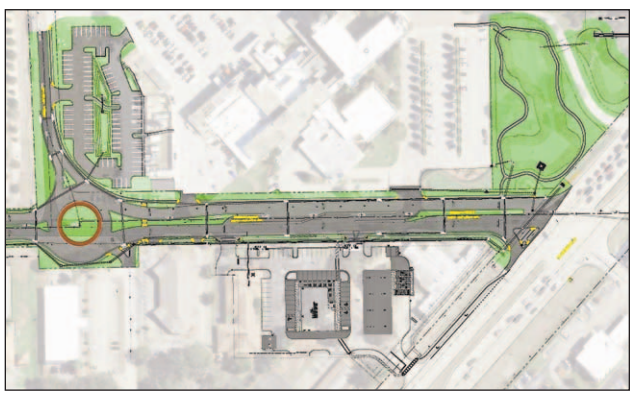

COURTESY GRAPHIC/HIGHLANDS COUNTY BOARD OF COUNTY COMMISSION

Plans for Sebring Parkway Phase 2 will include moving the entrance for Highlands Regional Medical Center to the northwest corner of the property with a roundabout there to help traffic flow, at left. County Engineer Clinton Howerton Jr. said the Florida Department of Transportation wants him to have two turn lanes from southbound U.S. 27, at right, onto the Parkway. He doesn't see the need at this point.

MEMORIES

FROM PAGE 1A

small classroom that had a bathroom," Brantley said. "Once you stepped out the back, there was an elevated roof for the shop equipment. We had to get tractors back there. That portion was torn down probably 20 years ago."

Not too long after Brantley's agriculture classes, the school was no longer using the property. Nu-Hope Elder Care needed a site for their congregate meals for senior clients.

On Oct. 28, 1987, Nu-Hope entered a lease for $1 per year. The lease lasted 30 years until September 2017. At nearly 100 years old, the facility was falling into disrepair and was taking money to maintain.

The final blow was dealt to the building when Hurricane Irma blew through Lake Placid in September 2017.

"The property was just irreparable then," Brantley said.

A new roof was needed among other expensive repairs. The School Board did not have the money, nor did Nu-Hope, for the necessary repairs.

Nu-Hope Executive Director Ingra Gardner said the building was a blessing for a long time. Since the hurricane, they have opened a new congregate meal site in Lake Placid at 212 N. Main Ave.

"With community support, our newest meal site, The Diamond Bistro, opened its doors on June 4," Gardner said. "This meal site addresses both the nutritional and social needs of seniors by providing nutritious meals, health and wellness activities, information about vital resources, and opportunities to participate in games, art sessions, and other fun activities."

The School Board of Highlands County did not immediately return phone calls for comment.

POLICY

FROM PAGE 1A

But, if school staff believes it is not a major issue, they negotiate with parents for an 18-week, instead of a nine-week, program at the Academy at Youthcare Lane. So it is a program that is twice as long and twice as involved.

Typically in those cases when they came before the School Board, the student would admit that they did it and staff would recommend the 18-week Academy program, which the board would approve, McClure said.

In some of those cases, he believes it is a waste of everybody's time. If the offense was a little more serious that would be a different story, McClure said.

The question of how serious is too serious, should be asked he said. "That is a very ambiguous line and I don't have an answer for that."

Obviously, if somebody brought an opiate or something more serious like that to school, that would be a different ballgame, McClure said. Then the nature of substance alone, not considering distribution, would warrant an appearance before the School Board.

If somebody brings a marijuana joint to school and somebody else smokes a hit, he doesn't know how the board feels about that, he said.

School Board Chairman Bill Brantley added "brownies" to discussion of drugs and alcohol that can be shared.

School Board Member Jan Shoop said marijuana, being illegal for everyone, is a whole different "beast" than alcohol. Marijuana is kind of a stepping stone to other drugs so she would like to see those infractions come before the School Board.

Brantley said there have been a lot of cases where there was one bottle of alcohol and five kids take a tip, but obviously if they are selling it that is different. The sip issue, which there are a lot of, doesn't warrant an appearance before the School Board.

Howerton said everyone agrees on the consequences.

Brantley said the sip issue will not require a School Board appearance, but everything else will.

Happy New Year!!
January Weekend Special
$26.05 plus tax
Valid on Saturday or Sunday only
18 holes with cart Expires 1/27/19

RIVER GREENS GOLF COURSE EST. 1969
For Tee Times Call
(863) 453-5210
47 W. Lake Damon Dr.
Avon Park, FL 33825
www.rgreens.com

4-Some Golf Special
$111.64
Includes 4 rounds of golf with cart and 18 holes tax not included
EXPIRES 1/18/19

January 2019 Twilight Golf
2:00pm: $23.25 plus tax
4:00pm: $15.81 plus tax
Expires 1/31/18

Fish Fry January 11th
Make reservations in our clubhouse
Haddock Fish (Huge Serving)

Get PGA Golf Lessons by Jason Beatty.
Group Leaders call to reserve your group's play before space fills up.

adno=3644798-1

LIVERPOOL LIVE

"The Beatles"
Saturday, January 19 2019
$20.00 Show 7-9:30PM
Food Available
American Legion Post 25
Public Welcome | Tickets At Bar
1490 US 27 N • Lake Placid, FL
465-0975
adno=3645684-1

COMPASSION EXPERIENCE TECHNOLOGY
The Doctors of
AVON PARK CHIROPRACTIC CLINIC
"HEALING THE HEARTLAND FOR OVER 30 YEARS!

DR. BOERSMA DR. DANZEY DR. MARINOCK
APCC
1590 U.S. 27 North • Avon Park
863-453-5777
www.avonparkchiro.com
adno=3644968-1

CROSSWORD PUZZLES

Newsday Crossword

$20 WORDS by S.N.
Edited by Stanley Newman
www.stanxwords.com

ACROSS
1 Colombian currency
5 Continuing, on road signs
9 Extended stories
14 Island made of lava
15 Hold it
16 Savory taste
17 Carnegie, by birth
18 Father-and-son acting surname
19 Road inconveniences
20 BACK
23 Jamaica's __ Fleming Airport
24 Created, as contracts
27 Attacks with snowballs, say
30 Motown music
33 Japanese leader
34 Bemoans
35 Oil source of biodiesel
36 *Solo* director's first name
37 Significant span
38 FRONT
39 Brown of novels
40 Spearheaded
41 Scramble cousin
42 "Sneaky" guy
43 Alias introducer
44 Affirmations
45 Member of the violet family
46 Pungent condiment
48 First Chief Justice
49 BACK AND FRONT
56 Yeshiva study
58 Flimflam
59 Of speech
60 Capital of Bangladesh
61 Eye rudely
62 Plottage measure
63 Not as assertive
64 Step on the salary ladder
65 Batted only

DOWN
1 Trading venue
2 For one
3 It may be running or bowling
4 Surpasses in smarts
5 Faulkner's "father of American literature"
6 Hold it
7 Emulate Revere
8 Highest birth-rate state
9 Geographically outlying
10 Divert
11 Job in conservation
12 Boost, with "up"
13 Family nickname
21 Consumes
22 Small sale of securities
25 WWII craft
26 Retail chain founder
27 College track (rather than a major)
28 California's motto
29 Be a bad influence on
30 Running things
31 Where a shank ends
32 Parts of clown costumes
35 Finished, as 30 Down
38 *The View* cohost
42 Launch-vehicle capacity
45 Confidante
47 No longer out
48 Class clown
50 Make haste slowly, maybe
51 Guru's student
52 Charitable allotment
53 3 Down supporter
54 Practically nonexistent
55 Runner thing
56 Bowl objectives
57 "I get it at last"



CREATORS SYNDICATE © 2019 STANLEY NEWMAN STANXWORDS@AOL.COM 1/11/19

Answer to previous puzzle

	B	U	G		M	Y	N	A	S		S	P	A	S
B	A	S	E		S	U	I	T	E		T	R	I	P
F	I	S	T	B	U	M	P	O	R		R	I	M	E
A	T	R	I	A			S	P	E	C	I	M	E	N
			T	R	O	Y			N	A	P	P	E	D
O	P	T		B	R	O	A	D	E	R				
S	O	H	O		L	O	L	A		D	A	T	U	M
H	E	A	R	T	Y	H	A	N	D	S	H	A	K	E
A	M	I	S	H		O	R	C	A		A	R	E	S
				R	O	O	M	E	R	S		A	S	S
D	E	A	C	O	N			S	K	I	S			
A	E	R	O	B	I	C	S			G	A	L	A	S
D	R	E	W		O	R	H	I	G	H	F	I	V	E
D	I	N	E		N	O	O	N	E		E	M	I	T
Y	E	A	R		S	C	E	N	E		R	E	D	

1/11/19

Los Angeles Times Daily Crossword Puzzle

Edited by Rich Norris and Joyce Lewis

ACROSS
1 Old gas station freebie
4 One holding all the cards?
10 "__ run!"
15 Texter's cautioning letters
16 Take to the skies
17 "The Phantom of the Opera" setting
18 Indigent ones hiding among bales?
21 Like much ordinary history
22 Japanese volcano
23 Long walk
24 Author Jong
25 Ascended
28 Stark in "Game of Thrones"
29 Holders of poor-taste gifts?
31 Must
33 Presidential nickname
34 Type of pitcher
35 Result of smashing a piñata during a hurricane?
41 Food industry headgear
42 Barrel contents
43 __ cuisine
44 Script for an absurdist play?
51 PHL stat
52 Calls
54 Lavender asset
55 Gillette brand
57 Like Dorothy Parker's humor
58 Pollen site
59 Concept for creating difficult crossword puzzles?
63 Gaucho's tool
64 Gift to an audience
65 "Road to __": Hope/Crosby film
66 Wee, jocularly
67 Ancient eponymous advisor
68 Ernie with irons

DOWN
1 Stately dance
2 Ancient Egyptian deity
3 How one might wax, but not wane
4 Ambush
5 Passionate
6 Architect Maya __
7 2002 W.S. champs, nowadays
8 Hydrocarbon gas
9 Kids
10 Traveler's aid, briefly
11 Censor's target
12 Prepares for, as a profession
13 Cited on the road
14 Required from
19 Harbor sight
20 The Gershwins' "Embraceable __"
25 Arid Asian region
26 Pair in a field
27 "Is it ever hot today!"
30 Hudson and James
32 3-Down pugilist
34 Count (on)
35 Foyer convenience
36 Winter birth, perhaps
37 Commonly hexagonal hardware
38 Not superficial
39 Purse relative
40 Pop radio fodder
41 London's Old Vic, for one
44 Corporate source of the Elmer's Glue logo
45 Random individual
46 Agitation metaphor
47 Wrath, in a hymn
48 "When!"
49 "Bam!" chef
50 Some HDTVs
53 1-Acr. marking
56 Book after John
58 Minute Maid Park player, to fans
60 Jewelry giant
61 Lavs
62 "Just kidding!"



By Jeffrey Wechsler 1/11/19

Thursday's Puzzle Solved

O	R	D	E	R	S		B	M	W		P	O	G	O
L	E	A	P	A	T		R	E	A	C	H	E	R	S
S	C	R	I	M	P		O	R	T	H	O	D	O	X
E	K	E		I	A	D	M	I	T	I	T			
N	O	T		S	T	E	I	N		C	O	M	E	T
S	N	O	W			A	D	O	S		B	A	C	H
			I	R	A	T	E		L	O	O	N	I	E
	K	I	T	S	C	H		O	O	L	O	N	G	
H	A	N	N	A	H		B	L	E	A	T			
U	R	G	E		S	C	A	D			H	A	U	S
B	L	E	S	T		A	T	E	A	M		U	N	H
			S	U	N	B	I	R	D	S		T	E	A
T	A	X	B	R	E	A	K		I	N	S	E	A	M
O	N	E	O	N	O	N	E		O	B	T	U	S	E
M	A	R	X		S	A	D		S	C	A	R	E	D

©2019 Tribune Content Agency, LLC 1/11/19

CHARGES

FROM PAGE 1A

deputies were dispatched to the parking lot of the Dollar General at 86 N. Olivia Drive in Avon Park. Upon arrival at the scene, deputies came upon a male victim laying on the ground with two cell phones near him. A witness reported to authorities of the two phones, the iPhone 8 was the victim's; the witness did not know to whom the second phone, a Samsung Galaxy, belonged.

Deputies administered aid to the victim and the victim was transported to AdventHealth Sebring, formerly Florida Hospital Heartland Medical Center. Authorities were able to question the victim and the witness further at the medical facility.

The victim admitted he was at the Dollar General parking lot to sell two ounces of marijuana. He told authorities he made arrangements over the social platform Snapchat, with an account that matched one of the suspect's names.

The victim reported a dark four-door sedan pulled into the Dollar General parking lot with four people in it. According to the report, the victim got inside the car in the back seat, which had two people sitting in the back, in order to exchange the drugs for money.

The victim reported that Gilberto Montano, 18, of Avon Park, who was sitting in the back seat, tried to take his bag of drugs away and the two fought over it. The driver of the sedan allegedly pulled out a dark semi-automatic handgun and shot the victim twice. Authorities are not commenting on the identity of the driver. Carpenter was reportedly a passenger in the vehicle at the time of the shooting.

The victim managed to extricate himself from the car and fall to the ground. The witness told authorities the sedan then sped off. The witness was in the victim's car waiting for the deal to be conducted; the witness corroborated the victim's story, authorities say.

Julian Thomas Joseph, 18, of Sebring, was also arrested in connection with the shooting. Authorities say he was also in the vehicle at the time of the incident.

Highlands News-Sun staff writer Kim Leatherman contributed to this story.

OBITUARIES

Dr. Clif Crews

Dr. Clifton "Clif" Elton Crews Jr., 74, of Watkinsville, Georgia died Jan. 9, 2019.

Born in Lake Wales, Florida, he was a son of the late Clifton Elton Sr. and Norma Davis Crews. He grew up in South Central Florida while his father created a citrus empire that later included cattle ranching.

Dr. Crews received an associate degree from Abraham Baldwin College, a bachelor and master of science and PhD of philosophy and psychology from the University of Georgia. Colonel Crews was commissioned into the Army in 1968 and was later active as an officer/Army aviator and in the reserves from 1970 to 1982.

Clif maintained his Florida contractor license to facilitate his many building projects. He was an avid UGA fan and member of the Watkinsville Garden Club. His passions included UGA football, hunting, fishing, motorcycles, and cars. Clif attended Le Cordon Bleu Culinary Institute in New York and later The Ritz-Carlton Atlanta Culinary Arts School and became a passionate gourmet cook.

He completed his Master of Divinity in 1997 was active in the ministry including hospice care, Kairos Prison Ministry, and Walk to Emmaus. He was an associate pastor for inreach/pastoral care at Holy Cross Anglican Church, Loganville and the founder of Holy Spirit Anglican Church, Watkinsville. Clif was the Georgia State chairman for The Outdoor Dream Foundation and led many hunting adventures for terminally ill children on the Crews family ranch in Avon Park, Florida.

Survivors include his wife, Gloria Sternitzky Crews; daughters, Angie Crews of Jackson County, Georgia and Lisa Crews McIlwain of Alpharetta, Georgia; sister, Harriett Crews of Indiana and brother, Robert C. Crews of Avon Park, Florida; grandchildren, Tyler Kemp, Hunter Kemp, Dara Kemp and Kinsley McIlwain; and great-granddaughter, Kyndal Coleman.

The family will receive friends at Lord and Stephens, West, from 5-7 p.m. Friday and beginning at 10 a.m. Saturday. A funeral service will follow at 11 a.m. in the chapel with The Rev. Dr. Henry Baldwin, The Rev. Patti Axel and The Rev. Richard Hoard officiating. Interment will follow in Oconee Memorial Park.

Pallbearers will be Shane Goodwin, Matthew McCampbell, Tyler Kemp, Warren McClellan, Randy Reed, and Robert Crews.

Honorary pallbearers will be Georgia Game Wardens Capt. Stan Elrod, retired Cpl. Eric Sanders, and First Class Shane Sartor; Brad Jones, president of The Outdoor Dream Foundation; and Kurt Olsen, retired forester and wildlife biologist at Avon Park, Florida Air Force Range.

Memorials may be made to the American Cancer Society, 105 W. Park Drive, Suite C, Athens, GA 30605 or The Outdoor Dream Foundation, 220 Arnold Drive, Anderson, SC 29621.

Arrangements by Lord and Stephens, West. lordandstephens.com.

LOOKING FOR SOMETHING?
Find it in the CLASSIFIEDS!
SUN NEWSPAPERS

A Big Blue Grass Gospel Sing is planned for Calvary Baptist Church on Sunday, January 13th. at 10:00am. The church location is at 2220 Highway 27 South in Avon Park which is across from South Florida State College.

Admission is free but a love offering will be received. A covered dish meal will be served after the performance. The group "Trust In Him" from Lakeland, Florida will be our featured guest.

For More Information
863•443•1630

DIRECT CREMATION $895
• All cremations done in Highlands County - Not out of County
• Death Certificates in your hands in less than 48 hours
• Cremation • Burials • Shipping Service
• No sales person will call • Serving all of Highlands County
Dowden Funeral Home
"We Care" • Tyrone Dowden, LFD. Locally owned & operated
2605 Bayview St., Sebring, FL 33870 • (863) 385-1546
adno=3643106-1

DENTAL CARE OF MID FLORIDA
Dr. Ronald Owen DDS, Dr. Chris Forsee DMD & Introducing Dr. Timothy Turner, DMD

CALL US TO SCHEDULE AN APPOINTMENT TODAY!
WITH TWO CONVENIENT LOCATIONS:
863.658.3386
1735 US Hwy 27 S. | Sebring, Florida
863.657.0523
106 E. Main St. | Avon Park, Florida

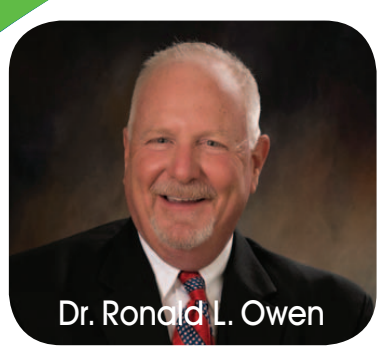
Dr. Ronald L. Owen

Dr. Christopher B. Forsee

Dr. Timothy Turner

FIRST IN HIGHLANDS COUNTY TO OFFER:
IV Conscious Sedation
3-D Imaging
Cerec® Same-day Crowns
Botox®

STATE-OF-THE-ART TECHNOLOGY DENTISTRY
Orthodontics, Sedation & Botox®
Cosmetic & General Dental Services
3-D Imaging for More Accurate Assessment & Treatment
Same-day Crowns, Root Canals, Bridges & More
State-of-the-Art facility offering
Laser Treatment and Digital Imaging
We Accept Most Major Insurance Plans

www.DentalCareOfMidFlorida.com
adno=3643979-1

SPORTS

• LOCAL • STATE • NATIONAL

Friday, January 11, 2019 SECTION A

Redding leads Harder Hall Invitational

Holds 1-shot lead at halfway point of tournament

By RUTH ANNE LAWSON
Staff Writer

SEBRING – Anna Redding overcame cool temperatures and windy conditions to grab the lead after Thursday's second round of the 64th Harder Hall Women's Invitational.

Redding followed Wednesday's opening round 72 with another even-par 72 for a two-day total of 144.

Just one stroke separates the top three players in the Championship Flight as Emilia Migliaccio carded a second round 72 for a total of 145, while YoonMin Han is third at 146.

Kathy Glennon leads for the second day in the Forever 49 division with a total of 154. Elin Tynan leads in the Ben Roman division with a total of 161. There was a hole-in-one on hole No. 5 by Linda Parson in the Ben Roman division.

"I was so excited and we were all crying when I got my hole-in-one," said Parson. "We were just all so happy and did not know what to do. Everyone heard us. I love this competition and this is my first year playing here. I saw this tournament 15 years ago and kept waiting for some reason but here I am and now I got a hole-in-one. It was a little chilly so I put on my sisters jacket. She passed away four years ago, and I said 'God bring me some good luck' because I was playing awful today and she did. The hole-in-one happened right after that. I've been told that hole No. 5 is the hardest par 3 in the county. I absolutely love this course. It is old Florida, it is like going back in time, it is a gracious, wonderful course to play. I will come back for the rest of my life. The wind and the cold and these old bones don't mix. I couldn't swing but I did on No. 5."

Linda Parson poses with her trophy for getting a hole-in-one on hole No. 5 at the Harder Hall Women's Invitational. It was the first hole-in-one of the competition.

Glennon has a four-stroke lead in the Forever 49 division. Glennon shot a 77 for a two-day total of 154. Laura Carson fired a 79 and is at 158. Diane Lang shot an 80 and is at

GOLF | 8A

RUTH ANNE LAWSON/STAFF

YoonMin Han putts on the 18th hole during Thursday's second round of the Harder Hall Women's Invitational. The tournament runs through Saturday.

Lake Placid seniors hit the diamond

By ED ENGLER
Special to Highlands News-Sun

Lake Placid Senior Softball opened its 27th season with a full round of games at the Highlands County Sports Complex.

Games are played on Monday's and Wednesday's at 11 a.m. for guys 60 and over. Six teams will compete for the championship trophy to be presented at the end of March.

In Monday's action, Central Security knocked off Conley Insurance in a 28-26 squeaker. Pacing The Securitymen with five hits each were Jim Radcliff, Manager Elston Hedges, and owner Dana Hurlbut. No stats were available for the Conley team.

Seminole Tire rolled to an easy 21-6 win over defending champion Miller Air. Dan Rasmussen homered for the winners, with Paul Marcellus (double) and Gary Vizioli joining him in The Four-Hit Club. Ed Engler (double) and Manager Darrel Richards had four hits each for Miller.

Lake Placid Marine emerged victorious in a tight 19-18 triumph over 863 Bar & Grill. Bill Gallagher and Ron Melia homered for the Mariners, with Ted Griffith and Ken Elston chipping in with four hits apiece.

Chet Johnson (two doubles) stroked five hits for the 863s. Don Cunningham and Dick Cook (three doubles) added four hits each.

On Wednesday, Central Security (2-0) remained unbeaten by disposing of Lake Placid Marine (1-1) 19-5. "Tight defense won the day for us" observed Manager Elston Hedges postgame.

863 Bar & Grill (1-1) defeated Seminole Tire (1-1) 13-9. Dick Cook and Bill Scrase (double) tallied four hits apiece, with Cook going deep in the win. Dan Rasmussen homered again for The 'Noles.

Conley Insurance (1-1) cruised to a 13-7 win over Miller Air (0-2). Tom Trapman ripped four hits, Ron Kilburn homered, and Ellis Howard turned in a couple of sparkling plays on defense for Conley. Norm Grubbs (double) and Darrel Richards had four hits each for Miller.

For further league information, please visit lpsoftball.com.

Blue Streaks power up

RUTH ANNE LAWSON/STAFF

Sebring's Kani Binns lifts 110 pounds in the clean-and-jerk competition during Tuesday's weightlifting meet.

Sebring wins tri-meet in girls weightlifting

By RUTH ANNE LAWSON
Staff Writer

SEBRING – The Sebring Blue Streaks hosted the Lake Placid Green Dragons and the DeSoto Bulldogs Tuesday in a girls weightlifting meet.

The Blue Streaks came out on top with a team total of 56 points, Lake Placid placed second with 36 and DeSoto had 4.

"This is a good meet to have," said Sebring Coach Steve Berry. "We have been on a two-week break and it is good to see where the girls are at since we have been out of our routine. We have districts next week and it is unfortunate that that's just the way girls weightlifting season falls. We had Thanksgiving and then Christmas so it is tough. Some of the girls were able to work out during break but not all of them because of different situations going on."

Sebring was the only team represented in the 101-weight class as Clawy J. came in first when she benched 55 pounds and had a clean-and-jerk of 65 pounds for a total of 120. Kira Siegman was second at 105.

The Blue Streaks placed in first in the 110-weight class as Krystal Mendoza won with a total of 160, Lake Placid's Nicole Beard came in second with 160 and Green Dragon Olivia Kelly rounded out the top three with 155.

Lake Placid came out on top in the 119-weight class with Chiara Chillemi at 190, Green Dragon Jordan Diaz placed second with 155 and Sebring's Hannah Bauer came in third at 135.

In the 129-weight class, Sebring's Emily Bible came out on top when she benched 135 and had a 140 in the clean-and-jerk for an impressive total of 275. Lake Placid's Makenzi Durbano claimed second with a total of 200.

Lake Placid was first in the 139-weight class as Connie Chandler had a 210 total,

WEIGHT | 8A

RUTH ANNE LAWSON/STAFF

Sebring's Emily White lifts 90 pounds over her head during Tuesday's tri-meet.

Great weekend of football on tap

NFL Divisional playoff games feature best teams

By BARRY WILNER
Associated Press

The Philadelphia Eagles have St. Nick, and he hasn't let them down in the clutch. The problem on Sunday is that New Orleans has a lot of Saints — and a stronger team.

Nick Foles has been nothing short of superb in replacing Carson Wentz, first in the 2017 season when he guided Philly to its first NFL championship since 1960. And now, with Wentz again injured, Foles helped the Eagles slalom their way to an NFC wild-card berth.

Can he keep it up? He'll have to against Drew Brees & Co. in the Superdome, where the Saints annihilated the Eagles 48-7 on Nov 18, Philadelphia's only loss by more than seven points all season.

"It's a credit to the players and the coaches for just kind of staying in the moment, just trying to win the week, starting with today," coach Doug Pederson said. "You still have to have a belief that we can get it done. The players do believe. They just come to work every day ready to go."

The Eagles are 8-point underdogs against No. 1 New Orleans. It's hard not to share the faith in Foles and the Eagles after seeing what they

NFL | 8A

MARCIO JOSE SANCHEZ/ASSCIATED PRESS

Los Angeles running back Todd Gurley and the Rams host the Dallas Cowboys in an NFC Divisional playoff game on Saturday.

NFL

FROM PAGE 7A

have done. Then again, looking at their secondary and how Chicago found lots of open room, it's impossible not to believe in the home team. SAINTS, 31-20.

Indianapolis at Kansas City. Last weekend's most impressive squad? The Colts, by far. Indeed, over the last two months, it's difficult to find any team that has been more dangerous and dynamic than Indianapolis. Andrew Luck, finally healthy, is playing at his highest level. The offensive line is a wall, the defense has become a force, and the coaching is first-rate.

The Chiefs have so much going for them when they have the ball, led by Patrick Mahomes' passing in Andy Reid's brilliant schemes. They have hardly anything except a pass rush going for them on defense, and Indy doesn't allow sacks or even much pressure on Luck. UPSET SPECIAL: COLTS, 26-24.

Dallas at Los Angeles Rams. Another prime-time showcase for Ezekiel Elliott, and he'll need to be extremely productive, as he was vs. Seattle. So, though, will his counterpart, Todd Gurley, likely back from a knee injury and crucial to the Rams advancing.

Dallas has a solid enough defense to keep the creative Rams off-balance, especially if Gurley is limited. Los Angeles has not looked like a power in the last month and needed to straighten out some issues in the bye week. Still, we can't see an upset here. RAMS, 23-17.

Los Angeles Chargers at New England. Let's begin by mentioning that the Chargers are the better team. Right now, they might be the best overall team in the league. Should they win at Gillette Stadium, Pro Picks will be tempted to ride them all the way to and through Atlanta.

However, Philip Rivers never beats Tom Brady (0-7 is quite an ugly number) and the Patriots are the only unbeaten home team this season. Plus, the weather could be a factor, which always favors New England. BEST BET: PATRIOTS, 23-16.

WEIGHT

FROM PAGE 7A

Sebring's Emily White claimed second place at 195 and Kiara Delgado came in a close third at 195.

Sebring's Jacee Turner placed in first in the 154-weight class with a bench of 100 and clean-and-jerk of 205 for an impressive total of 305. Hannah Edwards claimed second for Sebring with a bench of 125 and clean-and-jerk of 135 for a total of 260. Lake Placid's Aniya Hills placed in third at 225.

In the 169-weight class, Sebring's D'Nazia Bent won with a total of 215, Hannah Berry came in second with 200 and Lake Placid's Kasi Lorenzo came in third place at 180.

Sebring was the only team represented in the 183 weight class. Kani Binns claimed first place with a total of 245. Rikki Soto claimed second with 205.

Sebring's Adrianna DuBois came out on top of the 199-weight class with a total of 260, while Lake Placid's Melina Oxer placed second at 245.

Lake Placid's Tracie Capalbo claimed first place in the Unlimited weight class with a total of 245. Blue Streak Kaylee Graham placed second at 215 and Green Dragon Eden Francois was third with 210.

"This is a good opportunity for us to lift after break," said Lake Placid coach Donald Ridgeway. "We have districts next Thursday so this is a good primer for us."

Lake Placid and Sebring will both compete in the Class 1A- District 15 meet on Thursday in Labelle.

RUTH ANNE LAWSON/STAFF

Lake Placid's Briyana Wyche bench presses 95 pounds in Tuesday's girls weightlifting meet against Sebring and DeSoto. The Blue Streaks finished first, the Green Dragons were second and the Bulldogs came in third.

GOLF

FROM PAGE 7A

162.

Tynan shot 80 and leads the Ben Roman division at 161, Clate Aydlett is second at 170 and Becky Krakowski is at 174.

The Harder Hall Women's Invitational continues today and runs through Saturday. Spectators are welcome to watch at no charge.

Be sure to us on Facebook!

SUN 'N LAKE GOLF CLUB
DEMO DAYS
TRY ALL THE NEW GOLF EQUIPMENT
UNBEATABLE DEALS IF YOU PURCHASE ON DEMO DAY
JANUARY 26 COBRA/TITLEIST
FEBRUARY 9 PING
FEBRUARY 23 CALLAWAY
MARCH 9 COBRA/TAYLORMADE/CLEVELAND
ALL DEMO DAYS ARE AT THE DRIVING RANGE FROM 10:00 AM - 2:00 PM
CHILDREN'S MUSEUM of the Highlands
SECOND ANNUAL CHILDREN'S MUSEUM GOLF TOURNAMENT
Sun 'N Lake Golf Course
Saturday, January 12,2019
Four Man Scramble
Tee Time 8:00 AM
Entry: $75 INDIVUAL $300 PER TEAM OF FOUR
Register at Sun 'N Lake Pro Shop or mail payment to: Children's Museum of the Highlands, P. O. Box 1243, Sebring, FL 33871
COUPON REQUIRED GOLF Super Sunday $35.00 + TAX Not valid with other offers. Expires 1/31/19
COUPON REQUIRED GOLF Mon-Sat $49.00 + TAX Not valid with other offers. Expires 1/13/19
COUPON REQUIRED Twilight Golf After 2pm $26.00 + TAX Not valid with other offers. Expires 1/31/19
5223 Sun 'N Lake Blvd., Sebring
863-385-4830
adno=3645260-1

Let's Talk
Tuesday, January 29, 2019 5:00 pm
Good Shepherd Hospice
Sebring Fire Department
The Palms Therapy Department
"FALL PREVENTION"
DINNER AT 5:00 pm
$6 per person
GOOD SHEPHERD HOSPICE
THE PALMS OF SEBRING
SEBRING FIRE DEPARTMENT
For More Information or to RSVP
Call (863) 385-0161 ext. 0
725 S. Pine Street, Sebring, FL
www.palmsofsebring.com
EQUAL HOUSING OPPORTUNITY
adno=3641990-1

Flying high and keeping cool with...
KENNY LONG and Carrier turn to the experts
Red Sunday 2019
Papa Long with Grandchildren,
Kenny, Koy and KenLee,
Honoring and Remembering Our Angel Baby,
Kenneth Richard "Little Kenny" Long, Jr.

In Loving Memory of Our Beloved Son, Brother and Uncle...
Kenneth Richard "Little Kenny" Long Jr.
Little Kenny was born on his father's 25th birthday, Feb. 11, 1967. He went home to live with Jesus on Jan. 5th 1971. Every year since, we honor him, with a large bouquet of roses for our church, the First Baptist Church of Avon Park. The red roses represent the number of birthdays that have passed. The one white rose represents him living in Heaven now with Jesus.
INFINITY® SERIES AIR CONDITIONERS
If there's an air of superiority to these units, it's because they're the quietest, most efficient models we make. Built for total home comfort, our Infinity series central air conditioners offer an enviable SEER rating of up to 21. Combine it with our innovative Infinity® control for our highest degree of comfort management.

FACTORY AUTHORIZED DEALER Carrier turn to the experts
HALL OF FAME
State Certified Licenses:
A/C License #CAC023495
Electrical License #13002822
Gas License #21291
LONG'S Carrier AIR CONDITIONING, INC.
1-800-COOLING
PRESIDENT'S AWARD
800 U.S. Highway 27 N. • Avon Park - 453-7571 • Sebring - 385-1731 • Lake Placid - 465-7771
adno=3649969-1

Our Colors Are Red & White, But Our Service is PURE GOLD!!
FOUR STAR Homes, Inc.
www.FourStarHomes.com
COMMUNITY OPEN HOUSE!
1/12/19 11AM TO 2PM
SEBRING VILLAGE
912 CIRRUS STREET
1014 CONTOUR STREET
1016 CONTOUR STREET
1040 CONTOUR STREET
1113 CAINE STREET
1113 DEWITT STREET
1123 DEWITT STREET
1004 DEWITT STREET
814 VILLAGE DRIVE
102 CHARM STREET
604 CASPER STREET
302 CHIVES STREET
1125 DEWITT STREET
1007 CONTOUR STREET
1134 CAINE STREET
402 CLEARVIEW
(863) 808-1356
3609 Sebring Parkway
Sebring, FL 33870

ADVENTURE OUT

Friday, January 11, 2019 SECTION B

The end of the line

Time to leave the cruise ship and return home

By SHARON WEATHERHEAD
CORRESPONDENT

Well, the party is over and it's now time to return to the real world. This can be a smooth process if you follow the cruise line directions.

The evening before you leave, your cabin steward will bring you the instructions for debarkation at your port. You usually will need to pack your bags and leave them outside your door around 11 p.m. The bags are picked up and stored in the luggage area. You can opt to take off your luggage yourself.

Be sure to leave out a change of clothes for the morning. Some people have been known to debark in their pajamas as they packed all of their clothing.

You will receive luggage tags with a number. This is where your luggage will be once in port. Those with priority status will usually receive a No. 1 so they can debark early if they choose. You will need to wait until your number is called. If you try to get off early and have No. 21, your luggage will not be available to pick up.

Breakfast is served at the buffet and/or in the main dining room. Some lines will also offer room service. Relax and wait your turn. The lines may be long in customs as you have to check in with a customs agent. This is usually a check of your documents (passport, birth certificate and ID) and some questions about your purchases of items and liquor.

SHARON WEATHERHEAD/CORRESPONDENT

A private cabin balcony on the ship.

After you are through customs, you are free to go to your car or shuttle to begin your trip back home.

Tips from experienced cruisers:

- Some cabins have magnetic walls. Take a few magnets with and you can put your daily schedule on the wall.
- Bathrooms lack ventilation. Take an air freshener with you.
- You can store things under the bed(s).
- The beds can be reconfigured. Two beds can become a king and the king can be split into two twins. They can also be repositioned (change directions). Ask your cabin steward.
- Don't leave the balcony doors open. You will get a wind tunnel effect and your loose papers may get sucked out of the cabin.
- Bring a thermal cup (like a Yeti) so you can always carry around your beverages.
- The tap water is okay to drink. U.S. and European standards

CRUISE | 5B

FLIGHTLINE
John Rousch

It happened in a week

Mark your calendar for some exciting times at the US Sport Aviation Expo at the Sebring Regional Airport, January 23-26. The is the 15th year and looks to be one of the best. If you have an interest in aviation, there is something for everyone and you don't want to miss it.

January is always a busy month around the Rousch house. Recovering from the holidays is one thing and then gearing up for the Expo of which Becky and I are very involved with. My wife Becky is the volunteer coordinator for Expo, and our EAA chapter has been a part of the event from the beginning. Beside the normal monthly EAA chapter activities, our EAA Chapter 1240 Annual Youth Programs Fund Raising Dinner is held on Friday evening January 25th. Here are some highlights of the 2019 Expo.

- EAA will have an expanded presence at the south end of the show grounds where EAA's One Week Wonder will be on display. The Vans RV-12 aircraft was built in seven days at last summer's EAA AirVenture, aka" Oshkosh" by volunteers and attendees of AirVenture, and then flown. From the start of opening the boxes and crates, every rivet, nut bolt, and washer, wiring and installing the engine and fuel system and avionics was done by hundreds of AirVenture participants under the guidance of Vans' staff and EAA aircraft building advisors. It was something to see, and a beehive of daily activity.
- Our local chapter 1240 will host EAA National representatives providing a full range of information for the aviation enthusiast, and the many activities that is happening locally with Chapter 1240. This is also where there will hands-on workshops during the four days of the event.
- Friday evening January 25 will be the

FLIGHT | 5B

First Day hikes

By KEVIN MAIN
CORRESPONDENT

SEBRING — Hikers gathered early on the first day of the year at Highlands Hammock State Park for the annual First Day hike. First Day hikes are popular at many state and federal parks across the country. Highlands Hammock has been doing the hikes for several years.

KEVIN MAIN/CORRESPONDENT

Brian Woodward, a park volunteer, answering hikers questions.

Ranger Laura McMullen led the morning hike, followed by about 30 eager hikers. Getting back out in nature is a New Year's resolution for many people. "We want people to connect with nature," said McMullen. "This is one of our goals."

The cool morning had a mysterious edge, as thick fog greeted the early risers. However, the rising sun quickly cut through the mist and warmed the air. McMullen led the way down the Ancient Hammock Trail, cautioning hikers to watch out for tree roots growing up in the trail and spots where wild hogs had rooted up the soil.

The group stopped from time to time as McMullen pointed out some of the native plants and animals. She showed the group some poison ivy, explaining how it had three leaflets and often climbed high into the trees. A useful saying, "leaves of three, leave them be" was offered as a way to remember this native, but often allergy inducing plant. Also seen along the trail were pignut hickory trees, decked in their yellow "fall" color, wild coffee, with its bright red berries, tall, slender cabbage palms, and massive laurel and live oak trees.

Sunlight filtered through the tree branches as the hikers continued down the trail. Birds could be seen and heard, high in the treetops. Carolina Wrens and Robins were commonly heard, along with the cry of a Red-shouldered Hawk.

Park Services Specialist at Highlands Hammock, Carla Kappmeyer-Sherwin, was also helping with the hike, mentioned that it was good to see so many Robins back as they had been mostly absent from the park the previous winter due to damage from Hurricane Irma

KEVIN MAIN/CORRESPONDENT

The sun rises through the fog at Highlands Hammock State Park.

HIKES | 8B

Partnership for protection

By Archbold Biological Station

Since their beginnings in 1941 and 1929, Archbold Biological Station in Highlands County and Bok Tower Gardens in Lake Wales have been long time collaborators. Both are prominent establishments along the Lake Wales Ridge, one an expert on plant populations of rare plants and the other an authority on native plant horticulture, Archbold's Plant Ecology Program and Bok Tower Garden's Rare Plant Conservation Program have most recently teamed up to study the federally endangered Florida Goldenaster.

"This charismatic bright-yellow flowering species is found only in four counties in west-central Florida, including Hillsborough, Pinellas, Manatee and Hardee." says Archbold Research Assistant Katherine Charton. "Development depleted its native upland habitat and led to its decline.

PHOTO BY STEVE DICKMAN

Florida Goldenaster flowers in bloom attract a bee. They have one of the longest flowering periods of any Florida wildflower.

However, since its listing in 1988, the recovery plan set in place for this rare plant has made substantial progress." Recovery efforts have included public land acquisition where the plant occurred, fencing sensitive habitats on both public and private lands, performing controlled burns, and reintroducing seeds to protected areas where the plant had been previously extirpated.

"Some of the concerns facing the plant in the 1980's have been addressed," continues Charton. "There are now a number of sites and thousands of plants under protection. We have also seen the success of several introduced populations thanks to Bok Tower Gardens, who rescued plant material for

ARCHBOLD | 2B

Prestage delights crowd at 'Music in the Park'

By KEVIN MAIN
Correspondent

SEBRING – A starry night and fire light greeted guests to Highland Hammock State Park's first "Music in the Park" event of 2019, as Ben Prestage took the stage as a one-man folk band.

The aroma of barbeque and popcorn filled the air as people set up their chairs in advance of the concert. Park rangers lit fires in open air fireplaces scattered across the lawn, providing welcome heat on the cold night. Highlands Hammock has been hosting the music series for over 10 years and this was not the first time it has been a chilly concert. Guests came prepared for the cold, many bringing blankets or wearing jackets, gloves and hats.

Prestage sported a long beard and a train engineer's cap as he warmed up the crowd with spirited guitar playing while also playing the drums with his feet. Being a single performer while playing multiple instruments was something he learned during his time as a street performer in Memphis.

His passion for music was evident in the way he played, eyes closed and head swaying to the beat while his fingers ran up and down the neck of the guitar. The guitar-playing is multi-dimensional, both hands strumming, picking and at times even crossing over each other, giving his music a very unique sound. Typical chords and strumming was accompanied by unique sliding notes and plucking that almost sounded like a piano, all while keeping the beat with his feet on the drums and even adding harmonica from time to time. One of his instruments was unique – a guitar made out of a roasting pan!

The music was a mixture of folk and blues, including songs such as "That'll Never Happen No More" and "Georgia on a Fast Train." He sang "Devil's Right Hand," a Johnny Cash song about pistols and the trouble they can get you into. He also sang fun songs with whimsical lyrics, such as the song about a southern girl who loved southern cooking, from cornbread to onion rings. The crowd cheered and whistled as he sang and played, obviously delighted with his performance.

Ben Prestage is a south Florida native, raised just outside of the Everglades. Music has always been a big part of his life, with musical roots going back to his grandparents and great-grandparents. Prestage learned to love blues and folk music early on and he enjoys sharing that love with whoever will listen. He has received many music awards including the International Blues Challenge, the Lyon/Pitchford Award for "Best Diddley-Bow Player," and "The Most Unique Performer."

To learn more about Prestage, you can visit his website at www.benprestagemusic.com.

KEVIN MAIN/CORRESPONDENT

Ben Prestage performs at Highlands Hammock State Park.

KEVIN MAIN/CORRESPONDENT

Ben Prestage plays during 'Music in the Park.'

PHOTO BY PHIL GONSISKA

Archbold Plant Ecology Program Director Dr. Eric Menges (right) and crew mark hundreds of Florida Goldenasters in a study plot at Lake Manatee State Park, one of 18 protected sites monitored by Archbold and Bok Tower Gardens.

ARCHBOLD

FROM PAGE 1B

the purpose of propagating individuals and reestablishing locally extinct populations." The noticeable recovery of the species led the U.S. Fish and Wildlife Service to recommend its downlisting from endangered to threatened in 2009. However, this downlisting has not yet occurred. Data-driven evidence is needed to assure the species is truly thriving and sustainably so.

"Recovery objectives for this species outlined by the U.S. Fish and Wildlife Service require data showing that there are a sufficient number of self-sustaining populations on protected lands," says Dr. Eric Menges, Archbold Plant Ecology Program Director. "We are helping to evaluate this objective by monitoring the species in the wild." Now in the second year of the study, a field crew led by Charton and Bok Tower Gardens Rare Plant Curator Phil Gonsiska visited 18 populations and more than 4,000 individuals last November and December. Plants are tagged in permanent plots to evaluate long-term survival, growth, and reproductive status. Archbold's Plant Ecology Program has long used these tried-and-true methods to monitor a number of other Florida plant species. The Florida Goldenaster is just one of three rare, endemic species in the Chrysopsis genus studied by the program.

"This kind of research is critical for conservation efforts," says Cheryl Peterson, Bok Tower Gardens Conservation Program Manager. "Effective conservation strategies are based on regular updates of the status of the remaining populations, allowing us to understand how the species responds to various environmental conditions." Adds Charton, "We're able to quantify various environmental conditions using a number of parameters in the field. Preliminary results have shown that high bare sand cover and low amounts of leaf litter, shrub and low canopy cover correlate with the presence of the Florida Goldenaster."

"This is important knowledge that can aid management decisions of lands inhabited by the plant and ensure its continued survival," explains Charton. "We look forward to analyzing how these trends fluctuate year to year once we gather more data." Archbold and Bok Tower Gardens will return to the field once more to monitor the yellow-flowering plant in the fall of 2019, the final year of their U.S. Fish and Wildlife funded study.

CLASSIFIEDS

Call to Place Your Ad TODAY 863-385-6155

Garage Sales: 1-3 days, only $22
1 week: $35
2 weeks: $49
4 weeks: $79

Reach Over 65,000 Readers EVERY DAY!

LEGAL NOTICES

HIGHLANDS COUNTY BOARD OF COUNTY COMMISSIONERS ROAD & BRIDGE DEPARTMENT
NOTICE OF INTERNET AUCTION
START DATE: Friday JANUARY 18, 2019 at 9:00 A.M.
END DATE: Monday JANUARY 28, 2019 at 6:00 P.M. through 10:00 P.M.
LOCATION/WEBSITE: GOVDEALS.COM

Pursuant to Florida Statutes and Board adopted policies, the Highlands County Board of County Commissioners (HCBCC), Highlands County; Sebring, Florida, has declared various items as surplus property and have therefore authorized an Internet Auction to be conducted for the purpose of disposing of all said property.

A list of specific surplus items may be obtained from the following location and/or by requesting a list by fax (863)402-7425 or email to pevans@hcbcc.org or sfox@hcbcc.org 1) HC Road & Bridge Department Warehouse; 4320 George Blvd., Sebring, FL 33875-5803.

Contacts: Pam Evans at (863)402-6527 or Shawn Fox at (863)402-6511. Additional information can be obtained Monday through Friday from 8:00 a.m. to 4:30 p.m. about the County's Internet Auction process by contacting Highlands County BCC's Road & Bridge Warehouse at the following numbers. (863)402-6527 or (863)402-6511. Items may be inspected by appointment only.

Note: All property will be sold on an ``as is, where is" basis.

The HCBCC reserves the right to add or delete items from GovDeals' Website at anytime durning the Internet bidding dates above.

4320 George Boulevard, Sebring, FL 33875-5803
Board of County Commissioners
Road & Bridge Department
Highlands County, Florida
863-402-6527
FAX 863-402-7425

Jan. 11, 25, 2019

FICTITIOUS NAME 12

2004 Sebring convertible, new top, new tires, as is, $1200, 863-414-3582.

NOTICE TO CREDITORS 20

IN THE CIRCUIT COURT
FOR HIGHLANDS COUNTY, FLORIDA
PROBATE DIVISION
FILE NO. **PC 18-565**
Division Probate
IN RE: ESTATE OF
SUSAN COHEN
Deceased.

NOTICE TO CREDITORS

The administration of the estate of **SUSAN COHEN,** deceased, whose date of death was **November 15, 2018**, is pending in the Circuit Court for HIGHLANDS County, Florida, Probate Division, the address of which is 590 S. Commerce Ave., Sebring, FL 33870-3867. The name and addresse of the personal representative and the personal representative's attorney are set forth below.

All creditors of the decedent and other persons having claims or demands against decedent's estate on whom a copy of this notice is required to be served must file their claims with this court ON OR BEFORE THE LATER OF 3 MONTHS AFTER THE TIME OF THE FIRST PUBLICATION OF THIS NOTICE OR 30 DAYS AFTER THE DATE OF SERVICE OF A COPY OF THIS NOTICE ON THEM.

All other creditors of the decedent and other persons having claims or demands against decedent's estate must file their claims with this court WITHIN 3 MONTHS AFTER THE DATE OF THE FIRST PUBLICATION OF THIS NOTICE.

ALL CLAIMS NOT FILED WITHIN THE TIME PERIODS SET FORTH IN FLORIDA STATUTES SECTION 733.702 WILL BE FOREVER BARRED.

NOTWITHSTANDING THE TIME PERIODS SET FORTH ABOVE, ANY CLAIM FILED TWO (2) YEARS OR MORE AFTER THE DECEDENT'S DATE OF DEATH IS BARRED.

The date of first publication of this Notice is **January 4, 2019.**

Personal Representative:
/s/ Esther M. Gill
ESTHER M. GILL
PO Box 585
Lake Placid, Florida 33862

Attorney for Personal Representative:
/s/ Michael A. Rider
Michael A. Rider
Attorney
Florida Bar Number: 0175661
Rider & Thompson, P.A.
13 N Oak Avenue
Lake Placid, FL 33852
Telephone: (863) 465-1111
Fax: (863) 465-8100
E-Mail:riderthompson@riderthompsonlaw.com

Jan. 4, 11, 2019

IN THE CIRCUIT COURT
FOR HIGHLANDS COUNTY, FLORIDA
PROBATE DIVISION
FILE NO. **PC 18-569**
Division Probate
IN RE: ESTATE OF
NORMAN E. RITCHEY, JR.
Deceased.

NOTICE TO CREDITORS

The administration of the estate of **NORMAN E. RITCHEY, JR.,** deceased, whose date of death was **November 26, 2018**, is pending in the Circuit Court for HIGHLANDS County, Florida, Probate Division, the address of which is 590 S. Commerce Ave., Sebring, FL 33870-3867. The name and addresse of the personal representative and the personal representative's attorney are set forth below.

All creditors of the decedent and other persons having claims or demands against decedent's estate on whom a copy of this notice is required to be served must file their claims with this court ON OR BEFORE THE LATER OF 3 MONTHS AFTER THE TIME OF THE FIRST PUBLICATION OF THIS NOTICE OR 30 DAYS AFTER THE DATE OF SERVICE OF A COPY OF THIS NOTICE ON THEM.

All other creditors of the decedent and other persons having claims or demands against decedent's estate must file their claims with this court WITHIN 3 MONTHS AFTER THE DATE OF THE FIRST PUBLICATION OF THIS NOTICE.

ALL CLAIMS NOT FILED WITHIN THE TIME PERIODS SET FORTH IN FLORIDA STATUTES SECTION 733.702 WILL BE FOREVER BARRED.

NOTWITHSTANDING THE TIME PERIODS SET FORTH ABOVE, ANY CLAIM FILED TWO (2) YEARS OR MORE AFTER THE DECEDENT'S DATE OF DEATH IS BARRED.

The date of first publication of this Notice is **January 4, 2019.**

Personal Representative:
/s/ Michael A. Rider
MICHAEL A. RIDER
13 N. Oak Avenue
Lake Placid, Florida 33852

Attorney for Personal Representative:
/s/ Michael A. Rider
Michael A. Rider
Attorney
Florida Bar Number: 0175661
Rider & Thompson, P.A.
13 N Oak Avenue
Lake Placid, FL 33852
Telephone: (863) 465-1111
Fax: (863) 465-8100
E-Mail:riderthompson@riderthompsonlaw.com

Jan. 4, 11, 2019

NOTICE OF FORECLOSURE 22

IN THE CIRCUIT COURT OF THE TENTH JUDICIAL CIRCUIT, IN AND FOR HIGHLANDS COUNTY, FLORIDA
CIVIL DIVISION
CASE NO.: 170250GCAXMX

WELLS FARGO BANK, NA
Plaintiff,
vs.
ROBERT PRICE, et al
Defendants.

NOTICE OF FORECLOSURE SALE

NOTICE IS HEREBY GIVEN pursuant to a Final Judgment of Foreclosure dated December 5, 2018, and entered in Case No. **17000125GCAXMX** of the Circuit Court of the TENTH Judicial Circuit in and for HIGHLANDS COUNTY, Florida, wherein **WELLS FARGO BANK, NA,** is Plaintiff, and **ROBERT PRICE, et al** are Defendants, the clerk, Robert W. Germaine, will sell to the highest and best bidder for cash, beginning at 11:00 A.M. in the JURY ASSEMBLY ROOM, Basement, 430 S. Commerce Avenue, Sebring, FL 33870, in accordance with Chapter 45, Florida Statues, on the **20th** day of **February 2019,** the following described property as set forth in said Final Judgment, to wit:

LOT 358, OF SEBRING HILLS, ACCORDING TO THE PLAT THEREOF AS RECORDED IN PLAT BOOK 6, AT PAGE 2, OF THE PUBLIC RECORDS OF HIGHLANDS COUNTY, FLORIDA.

Any person claiming an interest in the surplus funds from the sale, if any, other than the property owner as of the date of the lis pendens must file a claim within 60 days after the sale.

Dated at Sebring, HIGHLANDS COUNTY, Florida, this **5th day of December, 2018.**

Robert W. Germaine
Clerk of said Circuit Court
(CIRCUIT COURT SEAL)
By: /s/ **Cyndi Dassinger**
As Deputy Clerk

If you are a person with a disability who needs assistance in order to participate in a program or service of the State Courts System, you should contact the Office of the Court Administrator at (863)534-4686 (voice), (863)534-7777 (TDD) or (800)955-8770 (Florida Relay Service), as much in advance of your court appearance or visit to the courthouse as possible. Please be prepared to explain your functional limitations and suggest an auxiliary aid or service that you believe will enable you to effectively participate in the court program or service. PH #**82913**

January 4, 11, 2019

NOTICE OF HEARING 24

NOTICE OF LANDOWNER'S MEETING

The Annual Landowners Meeting of the Sun 'n Lake of Sebring Improvement District will be held on Friday, January 25, 2019 at the Community Center, 3500 Edgewater Drive, Sebring, FL at 9:00 a.m.

IF A PERSON DECIDES TO APPEAL ANY DECISION MADE BY THE BOARD OF SUPERVISORS WITH RESPECT TO ANY MATTER CONSIDERED AT SUCH MEETINGS, SUCH PERSON WILL NEED A RECORD OF THE PROCEEDINGS AND, FOR SUCH PURPOSE, SUCH PERSON MAY NEED TO ENSURE THAT A VERBATIM RECORD OF THE PROCEEDINGS IS MADE. SAID RECORD SHALL INCLUDE TESTIMONY AND EVIDENCE UPON WHICH THE APPEAL IT TO BE BASED.

SUN 'N LAKE OF SEBRING
IMPROVEMENT DISTRICT
BOARD OF SUPERVISORS
By: Tanya Cannady
General Manager

Jan. 4, 11, 2019

NOTICE OF MEETING 26

Notice of Annual Meeting for Crime Stoppers of Polk County, Inc., D/B/A Heartland Crime Stoppers.

Heartland Crime Stoppers will hold its annual meeting on Monday, January 28, 2019, at 5:15 PM, at the Polk County Sheriff's Office Media Room, 1891 Jim Keene Blvd, Winter Haven, FL 33880. New Officers will be installed and other business matters pertinent to Heartland Crime Stoppers will be conducted at that time. The following is a list of meeting dates for 2019:
February 25, 2019
March 25, 2019
April 22, 2019
May 20, 2019
June 24, 2019
July 22, 2019
August 26, 2019
September 23, 2019
October 28, 2019
November 25, 2019

All monthly meetings will be held at the Polk County Sheriff's Office Media Room and will begin at 5:15 pm. Any changes to meeting dates and/or times will be posted on our website: www.heartlandcrimestoppers.com. For inquiries, please contact Heartland Crime Stoppers at 863-293-2500.

Jan. 11, 2019

NOTICE OF REGULAR MEETING

Notice is hereby given that the School Board of Highlands County, Florida will hold a Regular School Board Meeting on January 22, 2019. The meeting will be held at 5:30 p.m., or as soon thereafter as may be practicable, in the Garland Boggus Board Room, 426 School Street, Sebring, Florida. All interested persons are invited to attend.

If a person intends to appeal the Board's decision with respect to any matter, or has any thought that an appeal may be taken, the person has the responsibility to ensure that a verbatim (word for word) record of the proceeding is made and that the record includes all testimony and evidence upon which an appeal is to be based.

The School Board of Highlands County, Florida does not discriminate upon the basis of any individual's disability status. This non-discrimination policy involves every aspect of the Board's functions, including one's access to, participation, employment or treatment in its programs or activities. Anyone requiring reasonable accommodation in order to attend the School Board Meeting please call 471-5565 not later than three days before the meeting.

Jan. 11, 2019

WORKSHOPS 34

NOTICE OF WORKSHOP

Notice is hereby given that the School Board of Highlands County, Florida, will hold a School Board Workshop on January 22, 2019. The workshop will start at 4:30 p.m. in the Garland Boggus Board Room, 426 School Street, Sebring, Florida. The purpose of the workshop is to discuss/review the district's strategic plan. All interested persons are invited to attend.

If a person intends to appeal the Board's decision with respect to any matter, or has any thought that an appeal may be taken, the person has the responsibility to ensure that a verbatim (word for word) record of the proceeding is made and that the record includes all testimony and evidence upon which an appeal is to be based.

The School Board of Highlands County, Florida does not discriminate upon the basis of any individual's disability status. This non-discrimination policy involves every aspect of the Board's functions, including one's access to, participation, employment or treatment in its programs or activities. Anyone requiring reasonable accommodation in order to attend the School Board meeting, please call 471-5565 not later than three days before the meeting.

Jan. 11, 2019

1000 REAL ESTATE

"We Are Pledged To The Letter And Spirit of U.S. Policy For The Achievement Of Equal Housing Opportunity Throughout The Nation. We Encourage And Support An Affirmative Advertising And Marketing Program In Which there Are No Barriers To Obtaining Housing Because of Race, Color, Religion, Sec, Handicap, Familial Status Or National Origin."

OPEN HOUSE 1010

OPEN HOUSE 2313 Vantage Tr. 2/2/2 updated, roof, paint, large lanai. Sat. 1-4, Sun. 1-3. $159K. 863-273-5799.

GET RESULTS USE CLASSIFIED!

HOMES FOR SALE 1020

Lake Placid~3/2/2 w/Lake June privileges, updated w/1000sf lanai. $250k obo. **863-633-9540** (leave mssg)

AVON PARK LAKES~Beautiful 3/2/2 house on quiet st. $154,900. Subject to probate. **863-443-9280**

Placid Lakes, Lake June Access!

Lovely 3/2 home at 904 Catfish Creek Rd. Screen porch, w/outside deck & jacuzzi; reverse osmosis & rights to boat ramp & Lake June. $179k
863-699-6772
Call for Appointment

MOBILE HOMES FOR SALE 1090

Dblwide Hammock Estates 2/2 All Remodeled & Fully Furn! Includes lot! $69,500. 260-402-1287

Selling Mobile Homes~ $500 in 55+park on Dinner Lake; RV Spaces for rent also. **863-273-2874**

WANTED TO BUY 1120

CASH
For Your Home
ALL AREAS
863-414-3069
M Cheeley PA

Lake Placid CASH for Your Home! Rapid Closing; Any Condition. Must have sufficient equity. Ken **863-441-2689**

HOMES FOR RENT 1210

Sebring~2/1.5/1cg & carport. **Very Clean**: **NO SMOKING, NO PETS**. Credit & background check. $775/mo + 1st & dep **863-441-2297**

Apartments & Houses for Rent in Highlands County Starting at $450
Pet Friendly!
Call Mike 863-243-9191
www.Mylakeplacid.com

UNFURNISHED HOUSE FOR RENT 1214

Sebring. 109 Sharon Ave. House, 3 Bed/1.5 Bath, no pets, no smoking, $700/mo. First, last & sec. 863-214-7959

DUPLEXES FOR RENT 1300

Sebring Luxury Duplex
Totally remodeled 3/2, new appliances, SS fridge w/ice & water disp on door, dishwasher, stove & microwave; inside pantry & laundry rm, nicely landscaped, sm. pets ok. $975/mo includes lawncare + $975 sec dep. 31286 Fernway St. **863-446-7274**

APARTMENTS FOR RENT 1320

Avon Park~2/1 w/carport, back porch & W/D hookup. $585 plus 1st & sec. **561-719-2520**

Cable TV Free~Cen. A/C. Lg 1 bdr, tile flrs, mini blinds. Quiet, safe. $535/mo. **863-385-1999, 385-8901**

Efficiency~ includes electric, water, sewer & garbage. No dogs. $500/mo + 1st, last & sec. **800-743-2301**

Sebring Lake Front Condos & Houses New kitchens; 1br starting at $575; 2 br starting at $700 1yr lease, NO PETS. **863-382-2221**

Sebring~ New Completely Remodeled lrg 1bd & 2 bd: new kit cabinets, appliances, ceramic tile. Starting at $550/mo w/1yr lease **863-588-0303**

Studio Apt $500
Avon Park/Sebring
863-414-3069
M Cheeley PA

ROOMS FOR RENT 1360

Furnished Room for 1 person~ Close to shopping, by the mall. $500/mo, utilities incl. No pets **863-471-2844**

Lake Placid~Bed, bath, shower. **LIKE NEW!** Use of refrig, micro, etc. $400/mo. **863-699-0049**

VACATION/ SEASONAL RENTALS 1390

Lakefront~ 1 bedroom
$1700 month
3 month minimum
863-382-2221

COMMERCIAL RENTAL 1392

Unique one of a kind, newly remodeled, move in ready, 1,750 SF space available! Perfect for Retail, Office, Restaurant, or just about anything. **High traffic area**, located between the Journal Plaza & The Famous Schoonies Restaurant. **Best location in downtown Lake Placid! 863-441-0200**

Liberty Star Plaza
Sebring *Liberty Star Plaza*
3000-18,000 sqft; Built out. US 27 Near SR 66. **Great Medical, School, Real Estate space! 863-471-0663**

You Save Big Bucks Shopping Classifieds!

Sebring Medical/Professional Office Space~3315-3345 Medical Hill Rd., near HIghlands Regional Medical Center. **954-868-9091**

LOTS & ACREAGE 1500

1 ac Lakefront Lot~ Homesite or recreation. 1991 Kounty Aire, 37' 5th wh & covered deck. All for $27,400 Call Sue Dean Re/Max Realty **863-385-0077**

Lake Okeechobee Lot on Canal w/seawall & dock! 110x78, Zoned for permanent structure, No RV's. Existing slab, electric & water. 2827 SE 37th Ave., Okeechobee. **DRASTICALLY REDUCED! Only $22k. 269-506-6510 or 269-476-2188**

SE of Gainsville~8 ac lakefront, high & dry, on 854 ac George's Lake. $215k. **239-693-7270**

2000 EMPLOYMENT

HELP WANTED 2001

Genpak

Genpak LLC, a leading manufacturer of disposable foodservice packaging, is seeking to fill the following positions in our Sebring plant.

- ★ **Packers**
- ★ **Quality Inspectors**
- ★ **Forklift Drivers/CDL**
- ★ **Electrician**
- ★ **Maintenance Mechanic**
- ★ **Parts Administrative Asst.**

***NOW* Open Interviews Thursdays: 1–3:30pm**

We offer a highly competitive compensation package, insurance & retirement benefits. **Apply in Person** at 116 Shicane Dr., Sebring, FL 33870 & bring your resume. GenPak is an Equal Oportunity Employer.

★ COOK ★

Royal Care of Avon Park SNF currently has an opening for an experienced cook. Candidate must have experience in cooking a variety of food in large quantities. We offer a competitive hourly rate based on experience and a comprehensive benefit package. Should be able to work FT days and evening hours which will include some weekends and holidays. **Please call Maria Perez, HR Director at (863) 453-6674. DFWP, EOE.**

★ DIETARY AIDE ★ (Part Time)

For more details call Maria Perez, HR Director at (863) 453-6674. DFWP, EOE

CPA Tax Accountant
For immediate hire. Wanted CPA or CPA candidate. Req'd 5 yr exp in income tax and QuickBooks, BA in acctg. If not CPA, must be eligible for cert. DFWP. Send res. & ref. to **info@cromancpa.com** or Fax 863-314-9906.

Direct Care Staff needed for group homes in Avon Park. High school diploma/GED with min. 2yrs experience working with kids in a group home. Call **863-353-9322** or email resume to **hannaw@gmbhc.com**

ADVANCED AIR SYSTEMS

Dispatch Person Needed: Full-time: 7a–4:30p + hour lunch. **Must:** be bilingual, pass background chk; provide references; have exp. in data base, general office programming; customer care & scheduling customer service. **Benefits:** paid vaca, holidays, 401k. Call Margie at **863-385-2665 or email margie@advancedairsebring.com**

Full-time pest control technician and/or lawn technician for local pest control company. Must be 18 yrs old & have a good driving record. **Benefits available.** Fax resume to 863-465-1513 or deliver in person to 309 South Main Avenue, Lake Placid.

TN Environmental, LLC
Experienced Heavy Equipment Operators Wanted~
Pay Based on Experience
Call Ray: 352-585-2279

HELP WANTED 2001

Now Hiring: Sebring~ Must be an energetic multi-tasker w/excellent customer service skills! DFWP. Call **Krissy 863-381-5381**

FT Housekeeper~For Condo Complex. Sat. +2 week days; 8a-4p; Apply at: 124 Lake Drive Blvd., Sebring. DFWP

★ IT SPECIALIST ★
Hardee Co. BOCC
ITS Dept.
$49,461.20–$68,182.81
Plus Benefits
Technical work relating to computer data development, computer software, hardware maintenance & network devices. 5 years exp.' and able to work OT & weekends.
Description with application at www.hardeecounty.net
HR, 205 Hanchey Rd., Wauchula, FL 33873.
863-773-2161
Position open until filled.

Learn to Drive a Truck
Get your Commercial Driver's License today at South Florida State College. Scholarships are available to eligible participants.
863-784-7033

GET RESULTS USE CLASSIFIED!

MAINTENANCE MANAGER
SEBRING, FL

Local Manufacturer seeking a Maintenance Manager in our Sebring, FL plant. This is a key position that requires the right person who has 7-10 years experience desired in supervision of maintenance personnel. A chance to join an industry leader for the right individual.

We offer a competitive salary and excellent benefits package!

Apply in Person at 116 Shicane Dr., Sebring, FL 33870 & bring your resume with salary history.
*GenPak is an Equal Opportunity Employer.

Maintenance Manager
★Electrical, Plumbing & AC experience needed;
★ Clean, valid FL Driver's Lic required.
Call **863-243-9046** or email **manager@mypeaceland.com**

GENPAK LLC, a leading manufacturer in the plastic foodservice packaging industry in Sebring, FL area has an opening for an **INDUSTIRAL MECHANIC** in our Sebring, FL facility. ***Must have a strong industrial/electrical/electronic background.*** Troubleshooting and repair of mechanical, pneumatic & hydraulic production machinery.
Some job duties include:
★ Install, maintain, inspect, troubleshoot, repair and perform preventative maintenance on all plant instrumention, control systems, AC & DC drives and electrical equipment.
★ Responsible for prompt and accurate diagnosis of minor problems and the implementation of corrective action.
★ Set up and operate limited types of shop tools and specialized test, measuring equipment and hand tools utilized in any phase of machine installation or maintenance.
★ Conduct evaluation tests on valves, motors, instruments, etc.
★ Must be proficient in troubleshooting AC & DC controls.
★ Research specifications for materials, testing and repair of instrumentation and electrical equipment.
★ Welding and fabrication a plus.
Applicants must maintain a full complement of tools to perform normal duties.
Benefit package includes, but is not limited to, health, dental, vision, life, AFLAC, 401k. Shift differential for night shift. Overtime mandatory as business demands.

Apply in Person at 116 Shicane Dr., Sebring, FL 33870 & bring your resume with salary history.
*GenPak is an Equal Opportunity Employer.

HELP WANTED 2001

★ RECEPTIONIST ★

Royal Care of Avon Park currently has a part-time Receptionist position available. Working every-other weekend from 9:00 a.m. to 5:30 p.m. Perform front-desk reception duties, providing information and assistance to visitors and telephone callers. **For more information please contact Maria Perez, HR Director at (863) 453-6674. DFWP, EOE**

Local manufacturer in the Sebring, FL area has an opening for a **Safety Coordinator**. This position reports to the Regional EHS Manager.
Requirements are as follows:

● 2–3 years experience related to safety programs in a manufacturing environment;
● Knowledge of OSHA/ANSI standards;
● **Must have experience in the following safety programs:**
★ Hazardous Communications
★ Exposure Control (Bloodborne Pathogens, Hep B)
★ Personal Protective Equipment
★ Hearing Conservation
★ Respiratory Protection
★ Lock Out/Tag Out
★ Confined Space Entry
★ Fire Prevention/Emergency Action Plan
★ Powered Industrial Vehicles
★ Fall Protection
★ Machine Guarding
★ Ergonomics

Essential Duties are as follows, but are not limited to:
★Conduct weekly safety and health walk through with follow-up actions;
★Provide monthly OSHA/ Safety training for all employees;
★Accident/Incident/Near Miss investigations and Illness Exposure monitoring;
★Investigations into employee inquiries, suggestions and complaints related to safety;
★Assist Corporate EHS Manager with environmental compliance programs and reports related to hazardous waste, air permitting, water pollution control, etc.;
★Monthly Safety Committee meetings;
★Monthly reporting to Corporate.

Successful candidate will possess good communication and organizational skills. Must be proficient in Word, Excel and Powerpoint.

We offer a comprehensive salary & benefits package.

Apply in Person at 116 Shicane Dr., Sebring, FL 33870 & bring your resume with salary history.
*GenPak is an Equal Opportunity Employer.

TRUCK DRIVERS NEEDED
Farmer needs 6 truck drivers, 02-18-19 to 06-21-19. The employer is **Statewide Harvesting & Hauling, Inc.** Workers will be paid $11.24 per hour. Job location is in DeSoto, Hendry, Hardee, Hernando, Highlands, Hillsborough, Lake, Manatee, Marion, Okeechobee, Orange, Pasco, Polk, Sarasota, and St. Lucie counties, Florida. Employer will guarantee the opportunity for work for the hourly equivalent of 3/4 of the hours of the work period. 24 months Agricultural Equipment Operator experience is required. Driver must possess a valid driver's license. The employer will provide the work tools, supplies and equipment at no cost to the worker. Housing will be provided for individual workers outside normal commuting distance. For workers residing beyond normal commuting distances, reasonable transportation and subsistence expenses to the worksite will be provided or paid by the employer after completion of 50% of the work period. Apply for this job at the Florida One-Stop Career Center office located at 500 E. Lake Howard Drive, Winter Haven, FL 33881 (863)-508-1100 using job listing number FL10847153.

ASK US HOW
you can place a PICTURE of your item for sale in your classified ad!

Tile Company needs laborer~40+hr/wk, paid holidays & vacations. Call Robin at Kent Tile, **863-381-1771**

HELP WANTED 2001

Davis Citrus Management is seeking a reliable and dependable full time employee. **Tractor/hand labor, general grove work maintenance** help needed. MUST have a VALID driver's license and reliable transportation to work. Pay is based on experience. Please fill out application and you MUST list work references. If you have applied before, no need to re-apply. We have your application on file. For further details, text or call 863-443-1365 (cell). You may also contact the office at 863-453-7777.

A Bargain Hunters Delight Check the Classifieds First! A Whole Marketplace of Shopping is right at your Fingertips!

PROFESSIONAL 2010

SEEKING PART-TIME BOOKKEEPER

★ Job Summary:

Want to work for a fun, fast-paced & growing business? Do you like an environment where you are asked to help the company grow using more of your skill sets? Do you like being part of a profitable, successful family oriented business?

D-R Media and Investments LLC, located in Venice, FL, is looking for a part-time bookkeeper. This position will allow the employee to grow professionally & develop their accounting & finance skill set. The ideal candidate for this position is a skilled multi-tasker and is committed consistently meeting deadlines.

★ Job Responsibilities

● Report Directly to the Chief Financial Officer assisting him to achieve the key accounting & financial goals of the company.
● Create a variety of financial reports as needed by the CFO or CEO.
● Enter, review, code, and approve vendor invoices & employee expense reports to accounts payable.
● Research & resolve accounts payable issues.
● Reconcile payables to vendor statements and subledger in SBS.
● Post & reconcile credit card transactions & statements.
● Process & record customer payments; apply payments to outstanding invoices.
● Prepare bank deposits.
● Assist in preparing monthly & annual financial statements.

Email Resumes to: rachel@d-r.media

CPA FIRM in Sebring needs **Accountant** exp. in bookkeeping & personal & corporation tax return prep. Flex hrs. Call **305-323-2521** or email: **ganttcpateam@gmail.com**

Relational Marketing Specialist For Venice, FL

Sun Events Entertainment is a rapidly growing concerts promotions business bringing regional and national talent to venues in Florida and on national tours. We are looking for a person with proven marketing skills to help develop our street team and execute our social media strategy. This non-anxious, goal-driven person will help us grow *Sun Events* while also learning the entertainment business from a supportive group of professionals. This position has entry level pay with room to grow.
Contact: rfrank@sunevents.com

PROFESSIONAL 2010

The City of Avon Park is Currently Seeking a

Human Rsources/ Risk Manager

Download an application at www.avonpark.cc or pick one up at City Hall, 110 E. Main St., Avon Park, FL 33825.
Full description is available online. **Deadline** for completed applications and resume **is 5pm January 18, 2019.** Late applications will not be considered. Deliver applications to City Hall or email to **dphillips @avonpark.cc**
The City of Avon Park is a Smoke and Drug-free Workplace. Equal Opportunity Employer.

MEDICAL 2030

Oaks at Avon
Readers Choice Award Facility
HIRING RNs
★ New Wages ★
Full-Time & Part-Time Positions
Flexible Shifts Available
Career Advancement Opportunities
All Eligible Applicants will be Interviewed Directly.
Apply at 1010 US Hwy 27 N., Avon Park or fax resume to Tammy Padilla at 863-453-5308
Oaks at Avon — A NOT FOR PROFIT FACILITY

OAKS AT AVON
Readers Choice Award Facility
◆ HIRING CNAs ◆
Full/Part-Time, all shifts
~ New Wages!!
~ Benefits for FT!!
Apply at 1010 Hwy 27N Avon Park or fax resume to Tammy Padilla at 863-453-5308
Oaks at Avon — A NOT FOR PROFIT FACILITY

Oaks at Avon
Readers Choice Award Facility
★ HIRING LPNs ★
Full-Time & Part-Time
Career Advancement Opportunities
Highly Competitve Salaries
All Eligible Applicants will be Interviewed Directly
Apply at 1010 US Hwy 27 N., Avon Park or fax resume to Tammy Padilla at 863-453-5308
Oaks at Avon — A NOT FOR PROFIT FACILITY

CERTIFIED NURSING ASSISTANT

Royal Care of Avon Park is offering a sign-on bonus for C.N.A.s for the following shifts 7a-7p and 7p-7a FT, PT and PRN. We offer a competitive pay and benefits which includes a 401K.
For more details please contact Maria Perez, HR Director at 863-453-6674. EEOC, DFWP.

Turn your trash into cash! Advertise your yard sale!

NURSES

Royal Care of Avon Park currently has FT, PT and PRN positions available for **RN or LPN** working 12-hour shifts. Competitive salary and excellent benefits package including a 401K.
For more details contact Temeka Hipps, DON 863-453-6674. EEOC, DFWP.

MEDICAL 2030

Unit Manager/ Care Team Manager

RN/LPN–Long Term Care
★ Sign On Bonus ★

★ Rewarding Work Environment
★ Competitive Compensation and Benefits!

Responsibilities:

● Supervise day-to-day nursing activities performed by charge nurses & the certified nursing assistants (CNA's) on their team.
● Monitor resident care to ensure it meets the federal, state & local standards, guidelines and regulations.
● Assign tasks and evaluate employee job performance.
● Mentor, coach & support unit staff.
★ Supervision experience and long term care experience required. Must have current Florida RN/LPN License.

Join Our Team. Voted Best in Highlands County!

Apply:
at www.palmsofsebring.com
Email resume to:
mbruns@palmsofsebring.com
or In Person at: 725 S. Pine St., Sebring, FL 33872.

RESTAURANT/ HOTEL 2040

Cody's of Sebring
Now Hiring Experienced People for ALL Positions
Busy, fun, casual restaurant.
Competitive Wages
Apply in person daily 2-4pm at 521 US Hwy 27 N.
Or email your resume to:
sebringcodys@gmail.com

SKILLED TRADES 2050

Auto Body Tech or Combo Tech needed~ Must be experienced. For appointment call **863-382-7551**

✓✓✓✓✓✓✓
IN THE CLASSIFIED YOU CAN.....
✓Find a Pet
✓Find a Car
✓Find a Job
✓Find Garage Sales
✓Find A New Employee
✓Sell Your Home
✓Sell Your Unwanted Merchandise
✓Advertise Your Business or Service

Classified - it's the reliable source for the right results

GENERAL 2100

Driver Wanted! Veteran needs responsible driver for local shopping in Sebring. 1 mi E. of Dollar General on 27. Pay $20, if more stops will pay more. **863-214-7131**

PUT CLASSIFIEDS TO WORK FOR YOU!

FIND A JOB! BUY A HOME! BUY A CAR!

3000 NOTICES

ANNOUNCEMENTS 3010

Do You Need More Business?

Reach out to all of Highlands County with 2 publications plus 2 websites to Advertise Your Business!!

Let customers Find You by advertising your business on the Business & Services Page!

Mention this ad and Call Today !! 863-658-0307

HIGHLANDS NEWS-SUN — Your Hometown Newspaper Since 1919
HIGHLANDS SUN

THINGS TO DO 3030

Sebring Hills Bingo
Thurs Nights: Doors open 4p; games from 6-9p in clubhouse, 200 Lark Ave. **863-382-1554**

GET RESULTS USE CLASSIFIED!

6000 MERCHANDISE

HIGHLANDS HOT DEALS!

Do you have stuff to sell at $500 or less? Advertise your merchandise now in the Classified Section!

$3 for 3 Lines
$4 for 4 Lines
$5 for 5 Lines

Call

863-385-6155 or 863-658-0307

HIGHLANDS NEWS-SUN — Your Hometown Newspaper Since 1919

GARAGE SALES 6014

Avon Park - Thurs-Sat Jan. 10-12, 307 W. Main St., 7am-5pm. Over 100 exterior & interior doors $20 & up; windows also.

Avon Park~8a-2p Fri & Sat Huge Annual Community Center Yard Sale at Community Center, 1401 Monts de Oka Rd., at the Knoll. Coffee, donuts, Sloppy Joe's, Huge Bake Sale, tools, books, household items & lots more! Good prices! **No early birds please!**

Lake Placid - Inside rummage sale Sat. Jan. 12, 8-noon, Community Church of God, 735 S. Sun-n-Lakes Blvd.

Lake Placid Estate Sale~ 8a-2p **Fri & Sat** at 1731 Citadel St. Household, tools, furn, clothing, collectibles, etc

Lake Placid Estate Sale~8a-5p **Fri;** 7a-5p **Sat & Sun** at 14220 Kelsey Rd. Plants, antiques, paintings & housewares

GARAGE SALES 6014

Lake Placid Moving Sale~ 9a-2p **Sat only** at 1558 Spring Lane (Sylvan Shores) Workshop saws/lathe/clamps/tools. Boat lift, nautical decor, furn & more!

Moving Sale~Salon chair, trundle day bed, dining set, bikes/trikes, antique rocker & more! **954-667-2794**

Sebring - Huge sale. Fri-Sat Jan. 11-12, 211 Robin Ave., 8-5? Household, Xmas, Hallmark, collectible toys, antiques, crafts, fishing/sports equip., books.

Sebring Moving Sale~7a–? **Thurs. thru Sat.** at 2203 Shauna Ct. (Whispering Pines RV Resort, Burns Rd).

Sebring Neighborhood Sale 8am Thurs-Sat on Georgia St. Mantis Tiller, furn., household, books & much more!

Sebring~ 4 family. Too much to list! Fishing poles, tools. Thurs-Fri-Sat Jan 10-11-12 at 304 Rail Avenue, 7am-?

Sebring~ 8a-2p **Sat Only** at 1603 Overlook Place. Collectibles, housewares, bicycles & lots more!

Sebring~8am **Fri & Sat** at 9141 Markland Lane. Exercise equip, household, porcelain dolls, tools, grill & more!

Sebring~8am **Fri & Sat** Jan. 11 & 12 at 107 Robin Ave. Linens, pots/pans, office supplies, tools & misc.

Sebring~9a-3p **Fri & Sat** at 253 Mini Ranch Rd. 30"x80' Barn full of treasures! Too much to list! Tools, household & more

Lake Placid~8a-1p **Fri & Sat** at 10 N. Main Ave. **GFWC Junior Woman's Club Rummage Sale.** Everything priced to sell!

MOVING SALES 6029

★ **Moving Sale** ★
See items on Craigslist
Call 863-655-4709

FURNITURE 6035

Buffet, 1940's, $95. White dresser w/mirror $95. 2 sm. desks $90 each. Lamp tables $85 each. All furniture in exc. cond. **863-273-0956**

Hutch~64" tall, glass shelves, glass door, dark wood. $375. **863-655-4709**

DOWNTOWN MALL & NEW "DELI"
NOW OPEN WED-SAT 9-5
★ 6 desks from $29
★ 150 pics & posters from $5
★ 8 sofas from $85
★ Sofa Bed Only $25
231 S. Ridgewood, near the Circle, Sebring 863-471-3435

We Buy/Sell Clean Used Furniture. Best Prices in Town! Sebring Furniture 1542 Lakeview Dr. (next to Save-a-Lot) 863-386-1119

Lg Bistro Set~glass & chrome, 57" triangle top w/6 chairs $150 obo **863-381-4410**

ANTIQUES COLLECTIBLES 6070

Antique Hanging Lamps (4) Rare & Unusual!! $40-$150 obo **863-381-4410**

Antiques Wanted
Upscale Decor Items, Art Glass, Sterling, etc. No Furn.
812-535-1400 (Local)

MEDICAL 6095

Drive knee walker, excellent condition, $115. 863-655-1063.

Mobility Chair~Jazzy, very good cond. New batteries. $350. **863-873-4243**.

MEDICAL 6095

Pride Go-Go Sport 3-wheeled scooter~Pride Outlander TM Lift (needs some repair); **Swing Arm.** Cost of all 3 is $2,000+ sell all for $500. 863-398-5446

GOLF ACCESSORIES 6125

2 Tires for Golf cart~ 85% tread, w/rims. $30 for 1; $50 for both. **863-453-4234**

Golf Bag~ ladies buy Burton. Floral design, extra pockets. Very nice. $27. **863-452-2560**

SPORTING GOODS 6130

4 like new salt & fresh water rods, reels & tackle, $50-$150 obo, 863-699-1919.

FIREARMS 6131

Ruger Stainless Redhawk~ .44 mag. Exc cond. $475. **863-243-3620**

BICYCLES/ TRICYCLES 6135

***Assorted Adult & Kids Bikes~Like New!* $30 and up. 863-414-8088**

Miami Sun 3-Wheel Bike, good condition $130 firm. **651-491-5374**

PHOTOGRAPHY/ VIDEO 6140

Cannon EOS Rebel T6 DSLR Camera bundle~18-55mm lens, + 75-300mm lens. $325. **740-584-0062**

Panasonic Lumix Digital **Camera** DMC-ZS1, 10.1MP w/12x wide angle mega opt image stabilized zoom & 2.7" LCD, tri-pod/manual incl., $225.00 - 863-273-7625

POOL/SPA/ & SUPPLIES 6145

Coleman Swimming Pool~ brand new in box, 16'x4' $250. **863-873-4243**.

LAWN & GARDEN 6160

3 weed trimmers, 2 hedge trimmers, pole saw, other misc. garden items, $50-$150 obo. **863-699-1919**

TOOLS/ MACHINERY 6190

18" Scroll Saw~ Delta, variable speed, with stand on wheels. $200 firm. **863-414-2678**

2000 PSI Greenworks electric pressure washer, medium duty, used 3 times, $175, 513-422-1486.

Air Compressor~ Sears, 150psi, 30 gal. $125. **863-453-4234.**

CATS 6232

FREE KITTENS: *beautiful* colors, 8-12 wks old. **Free to a loving home! 863-202-5157**

DOGS 6233

YORKIE MINIS CKC
Absolutely Adorable & Healthy Great Selection, meet the parents! **TEACUPS AVAILABLE**
Prices starting at $895+.
941-773-0723 • 322-6709
minimagicyorkie.com

APPLIANCES 6250

2 small upright freezers~ both approx 5 cu ft. $30 ea or both for $50. **812-295-6794**

KitchenAid portable dishwasher~w/butcherblock top & owners manual. $40. **309-397-4545**

APPLIANCES 6250

ABC Appliance "Plug into lower prices"
Sales & Service
★ **Used Appliances** ★
Up to 90 day warranty.
Call 863-655-4995
☛ **Help Wanted**

GE Washer & Dryer~ White. $150 for set. Good cond! **443-480-0325**

You Save Big Bucks Shopping Classifieds!

MISCELLANEOUS 6260

2 small **rocker recliners** $40 ea., **end table** $30, Sm upright **freezer** $100 (863) 314-9321. Leave message

4 new & 1 used i-phone6 cases $25 for all, 2 new Fantasy wireless chrgrs $10 for both, nice fold-up camping tble & 4 chairs $60 (863) 633-8811

Deer head mount, 8 point, perfect, $135. **Ram head mount,** big horns, Wyoming, $325, perfect, 561-386-1806.

Goblets (2), made in Italy by Ravello, orange/gold design, $25.00 for set, 863-273-7625

TROPICAL FRUIT TREES
Available in:
3, 5, 7, 15, 20, 25 & 50 Gallon Pots
Avocados Bananas Citrus Mango Peach Longan & Figs Starfruit Soursop Lychee Mulberry Papaya Jackfruit Tamarind Olive Guava Cherry Coconut Moringa Jabatacaba Miracle Fruit Blueberries Mamey Sapote Sapodilla Sugar Apple Persimmon Loquat & **MUCH MORE!!!**
★ **Delivery Available**
BARRETTS TREE NURSERY
91 Carefree Ct., or 744 US Hwy 27 N., Venus, FL
305-216-8452
or 352-843-7389

Pallet Jack~ 4000 lbs. lift, perfect condition! $125. **863-453-4234.**

PIANO LESSONS
Learn a fast, new, easy way! Teaching ladies & youth ages 7 & up. Limited spaces; call now!
863-443-2689

Table: 60" round pedestal table w/leaf, top is inlayed dark tile $50; inside door, 32"x78" $10: E-Cig, $10. **863-257-2801**

Thule Mountaineer cargo carrier w/brackets, exc. cond., $175, 863-273-0956

Vellux Throw Blankets (2) handmade, blue w/wolves & purple w/floral, Exc. cond., $20.00 each - 863-273-7625

Wolf Musical Water Globes Tune is "Memory" for 1 & "You've got a friend" on the other, $25 ea., 863-273-7625

7000

TRANSPORTATION

AUTOMOTIVE 7005

AUTO DEALS & STEALS

Sell Your New or Used Auto Easy Advertise in the Classifieds!

Only $27.50 for 7 days (4 lines)
Add a photo for only $10 more!

HIGHLANDS NEWS-SUN
Your Hometown Newspaper Since 1919

AUTOS WANTED 7260

Cars ★ Trucks ★ SUVs etc From $1000-$100k~ NO JUNK! I come to you! Call Sam 239-595-4021 or 239-250-2000.

TRUCKS/ PICK-UPS 7300

2012 Peterbilt 367 Tractor~ Cummins GX475 14.9L, Eng Brake, Easton Fuller 10 SPD, A/R CAB, Air Tarp Susp 12000, 252" WB alum wheels. 206,718 miles. $55,000 obo **863-443-9279**

✓✓✓✓✓✓✓
IN THE CLASSIFIED YOU CAN.....
✓Find a Pet
✓Find a Car
✓Find a Job
✓Find Garage Sales
✓Find A New Employee
✓Sell Your Home
✓Sell Your Unwanted Merchandise
✓Advertise Your Business or Service

Classified - it's the reliable source for the right results

2006 Ford F350 long bed truck, blue in color, fully loaded, x-condition 150+k mi. $10,000. **863-443-9279**

GOLF CARTS 7327

2005 Club Car golf cart . 2016-new batteries, new windshield, includes charger, new tires, $2500, 513-422-1486.

BOATS-POWERED 7330

Winner Tournament 18' Bass Boat~ w/150hp Mercury & trailer. $4,500. **262-853-9145**

MISC. BOATS 7333

Paddle Boat, SunDolphin~New cond. w/bimini top. Seats 5 $300 Sebring **954-663-9833**

CYCLES/MOPEDS/ SCOOTERS 7360

2001 Honda 1800 Motor Trike~ 67k mi., well maintained, excellent cond! $15,500. **518-231-4440**

A Bargain Hunters Delight Check the Classifieds First! A Whole Marketplace of Shopping is right at your Fingertips!

2003 Honda 1800 Motor Trike
89k miles. Well-maintained $15,500. **269-580-4634**

2003 Kawasaki Vulcan 1600 red, Cobra pipes, windshield, Only 5,300 mi. $2,200. **907-322-6437**

CAMPERS/ TRAVEL TRAILERS 7370

2018 Monte Carlo 40' PM, 3 slides, 2 airs, window awnings, handicap door, fireplace, full bath/BR, elec awning, more! Will deliver, $34,000, **863-242-1059**

I Buy Travel Trailers, 5th Wheels, Motor Homes & Trucks. *I Come to You!* 813-713-3217

RV/CAMPER PARTS 7382

Surge Protector, 50 amp, for motor home, cost $365, sell $150, 561-386-1806.

SHARON WEATHERHEAD/CORRESPONDENT

A port stop in St. Thomas.

CRUISE

FROM PAGE 1B

require rigorous testing and filtration requirements. The water is also the same you get at the bars and restaurants onboard.

• Always go online and check the layout of your cabin before you purchase the cruise to avoid any surprises.

• There is no smoking in the cabins or on the balconies

• Remember to check the outlets onboard in your cabin. Some are 110 and some are 220.

• If you bring a lot of dress clothes, pack a few extra hangers.

• There are washers and dryers on board for those who take a long cruise and don't want to over pack.

• Some lines allow you to bring a limited amount of beverages onboard (like a 12 pack of soda)

• Pack a folding tote bag for those fragile items that you don't want to pack in your suitcase that you can carry off.

Summary

Once the decision is made to go on a cruise, the world is open to you! If you are a newbie, a short 3-4 day cruise is a good start to see if you enjoy it. These cruises usually go to Nassau and or Freeport in the Bahamas.

Once you feel ready, take on the adventures of the eastern or western Caribbean. There is so much to see and do you'll never be bored!

Editor's note: This is the sixth and final part of a series on the basics of taking a cruise. We hope you enjoyed the series and Happy Sailing.

FLIGHT

FROM PAGE 1B

annual EAA Chapter 1240 Youth Programs Fund Raising Dinner. The presentation will feature a national panel of youth aviation education experts exploring what we can do to create "Options and Opportunities" for our youth leading to careers in Science, Technology, Engineering and Math. Learn about the plans for how youth aviation education is expanding in the Highlands County schools. Seating is limited and there are only 40 tickets left, so contact jhr@stratomail.net to reserve your seat.

• YAZ — Young Aviators Zone. Join us in the YAZ during the 15th annual Expo and meet some incredible aviators who have broken records, defied the odds, and gone on to build remarkable aviation-related careers. Students with a paid adult get in FREE. Swag bags for grabs in the YAZ. Meet aerobatic pilots, race pilots, and aviation entrepreneurs in the YAZ.

• Workshops, Speaker, and Exhibitors, there is some thing for everyone. Here is a sampling. Kurt Leucht: How NASA Will Use Robots to Create Rocket Fuel from Martian Soil. Paul New: Reliability Centered Maintenance, Workshops and More! Stewart Systems Fabric Covering Workshops: Daily. LT Lindsay Norman, NOAA: ForeFlight and Meteorology for General Aviation. Mark Whitson presents "Legal update for GA pilots and aircraft owners". Zenith Aircraft's popular hands-on workshops returns this January. Or more detailed information for the Expo, go to this link: https://www.sportaviationexpo.com/

Don't forget about the EAA Chapter 1240 pancake breakfast and Young Eagle flights tomorrow at the airport. Follow the signs through gate 24, the fun begins at 8 a.m.

BARGAINS • BARGAINS • BARGAINS • BARGAINS • BARGAINS
FIREMENS FLEA MARKET
BARGAINS • BARGAINS • BARGAINS • BARGAINS • BARGAINS
Now OPEN SUNDAYS!
Visit Our Inside Vendors
Fri., Sat & Sun. 8AM – 2 PM
Outside & Inside spots Available
Highlands County Fair Grounds
(The corner of Sebring Parkway and Kenilworth blvd.)
Call (863) 840-2193
adno-363874-1

Businesses & Services

5000

BUSINESS SERVICES

5002 GENERAL SERVICES

Find Your Local Business Here!

Hire your next Small Business from our Directory!

Tell Your Friends, Tell Your Family... Support Your Local Businesses

To advertise on this page, mention this ad and call 863-658-0307

Highlands News-Sun
Your Hometown Newspaper Since 1919

S & N Affordable Lawncare And Landscaping LLC.
Weeding★Trimming★Hedging
Mowing★Planting★Gardening
Design★Mulching & More!
★ Residential & Commercial Cleaning
★ Pressure Washing
863-214-8748

HTN
HIGH SPEED INTERNET
Unlimited plans starting at $24.95 – price it out:
www.htn.net/internet
863-465-4076

American Outback Holding Company, Inc.
LAND CLEARING~Crushed concrete, driveway, roads & park lot material, mulch, soil. Mowing limited fertilizer spreading etc. **863-443-9279**

BATH/KITCHEN 5027



ALL STAR TILE
Complete Bathroom Remodel
★★★★★
Change Bathtub to Shower
Free Estimates!
863-465-6683
863-381-2025
Licensed & Insured

Find it in the Classifieds!

CABINETRY 5030

Touch of Class
Countertop Refinishing Inc.
The Beautiful and Affordable Countertop Alternative
Why Replace Aging Countertops? Refinish for a whole new look. Call Laurie at 863-368-0126

ADULT CARE 5050

Elderly Care
Muriel Newson
863•451•2584
Elderly Care Services
Over 18 yrs exp! Cleaning; errands; sm meals; baths etc.
863-451-2584

For sale 2012 Forest River Cedar Creek. Destination trailer, perfect condition. Upgrades: Washer & dryer, fireplace, electric awning, and many more. Asking $38,900 OBO. Call 920-660-2470, see at Site 187 at Adelaide Shores.

COMPUTER SERVICE 5053

It's Geek Ta Me
Mobile Technology Doctor
Computer Repairs
We Come to You! Smart TV Set Up. Starting at $39.95! **208-406-9743**

CONTRACTORS 5054

Home Improvement
JMC Builders
Kitchen • Bath • Windows • Door
Additions • Enclosures • Carports
CBC #1251644 - **863-449-0790**

Find your Best Friend in the Classifieds!

CLEANING SERVICES 5060

Walton's Cleaning Service
Reliable & Satisfaction Guaranteed
Home Advisor Member
Free Estimates!
Licensed & Insured
863-243-0429

AAA Southern Cleaning Service Inc.
Commercial and Residential
AAA Southern Cleaning Inc.
Pressure washing & Windows
Commercial & Residential
863-464-1138

Rag Doll Home Cleaning LLC
Come Home to a Fresh, Clean House!
239-822-2259

ELECTRICAL 5070

Master Electrician
Reliable,Quick, 25 yrs Exp.
All jobs! Lic# EC13005602
863-453-4513



Same Day Electrician. 25 yrs exp. No job too small. Call for best price. EC13006062
863-214-7369

FLOORING 5083

Hanchey's Carpets Since 1968
Mobile~We come to you!
We install what we sell
Carpet, Plank, Vinyl, Wood
Call 863-781-4027

FURNITURE REPAIR 5086

Colangelo Woodworking
Furniture Refinishing & Repair
32 yrs exp. Lic/ins #HC00772
863-314-0800

HANDYMAN/ GENERAL REPAIR 5089

All Around Handyman
Yard work; odd jobs, Powerwashing & Much More~ No Job 2 Small
863-253-9565

Specializing in House, Driveway & Pool Deck **Painting & Pressure Washing; Flooring;** REBUILD OR REPAIR: Decks, Walkways & Seawalls
863-212-5651
All Jobs Guaranteed!

Handyman Bob
Install Doors, Windows Flooring, Plumbing & More!
Lic #HM0096 **863-452-5201**

HOME / COMM. IMPROVEMENT 5100

Mid-State Garage Doors & Service
Residential & Commercial Installation & Repair
863-414-8333

Marine Corp Veteran
Proudly Served During 9/11
Double "C" Home Improvements
★ Complete Home Repair & Remodeling
★ Mobile Home Repair
10% Discount for Veterans & First Responders
863-202-5645
Chad J. Chavis
Lic. & Insured Lic#HM0183

Trash Removal
& 10 yrd Dumpster Rental
Call "Capt. Trash"
786-367-6098

5000

BUSINESS SERVICES

LAWN/GARDEN & TREE 5110

Evergreen Lawn Care & Landscaping
"You grow it, We mow it"
Mow ★Trim ★ Edge ★ Mulch ★Branch Removal ★ Sod & Rock Jobs ★ Flower Beds
Free Est. **863-214-0646**

LAWN/GARDEN & TREE 5110

Bush Hog★Rake★Rototiller Bucket★Grapple★Box Blade. Licensed & Insured
863-255-3712

Get the Word out – Advertise in the Classifieds!

PLATT LAWNCARE
Landscaping/Tree Trimming
Pressure Washing
Residential & Commercial
Lic & Ins. **863-243-3063**

BREWER Landscape & Irrigation
Irrigation Install & Repairs
✤ Yard Design ✤
Landscaping & Pavers
Brad Brewer **863-781-0071**

Joe Johnson's ALL AMERICAN TREE SERVICE
Trimming~Removal
Sod Installation~Stump Grinding
Lot Clearing~Pressure Washing
Top Quality Service From People Who Care!!
Peoples Choice Award Winner!
863-465-7491-863-655-0006
Free Estimates • Licensed & Insured

Hardee Tree Service
★ Land Clearing ★ Stump Grinding ★ Tree Trim/Removal ★ Concrete & Pavers
Lic & Ins. **863-781-2089**

MARINE CONSTRUCTION 5122

Burke Marine Construction
Frankie Burke • 30+ yrs in business!
Boathouses • Docks • Seawalls
863-465-0371~863-441-3625
www.burkemarine.com-Lic~Bonded~Ins
13 Triangle Park, Lake Placid, FL

PAINTING/ WALLPAPERING 5140

A+
Painting & Pressure Washing
Insured & Licensed #AP00012
863-414-1685

Highlands HANDYMAN
House Painting★Pressure Washing★Small Home Repairs★Odd Jobs★Light Hauling, and More!
★ **863-464-1135** ★
www.highlandshandyman.com
Lic#HM0072 & Insured

RON WILLIAMS PAINTING CONTRACTOR Interior & Exterior Pressure Wash
25 Yrs. Exp. Lic/Ins.
Lic #6002962
863-402-0693

PEST CONTROL 5150

DAD's Pest Control
Since 1984~ Lawn Spraying & Interior. State cert./lic. & ins. Single owner/operator. **33yrs + exp!** New to area, **No contract required! 20% off** initial service/mention this ad. **561-644-2950 or 863-467-8707**

PET CARE 5155

Sherl's Pet Sitting
Your home~Day or Night
Professional mature lady
Ref. on req. **863-633-9351**

In Your Home Pet Grooming
Dogs, Cats & Birds
15+yrs Exp'd Certified Groomer
Low Prices! 863-368-1446

POOL SERVICES 5165

Makin' Waves Pool Cleaning
Keeping Your Pool Clean *IS* Our Business
863-214-2405

PRESSURE CLEANING 5180

Pressure Washing
Driveways Sidewalks Homes
★ Free Estimates ★
Serving Highlands County
Ryan Hill **863-273-7382**

PROFESSIONAL SERVICES 5181

National Life Group®
Experience Life®
Don't lose anymore money! National Life offers 5% bonus interest, no fees & you're guaranteed to **never lose a penny! Call 863-253-9074 for a FREE retirement check-up!**

SCREENING 5184

JOHN'S RESCREENING
Pool Enclosures Screen Rooms
Pool Encl, Scrn Rooms & Small Alum Jobs. Est. Since 2004 863-381-2767
Insur. lic #HM0098

Re-Screen Pools & Patios & Garage Doors~ No Job Too Small! Call John 863-381-4897 Lic# 2236

ROOFING 5185

Roof Solutions of S.W. Florida, Inc.
-"If You're Not Happy, We're Not Finished"-
NO Money Down!!
Repairs Only
★ *Specializing in Rotten Wood* ★
Shingles; Metal; Tile
★ **35 yrs exp!**
863-699-0383
State Lic. CCC-1329089

MISCELLANEOUS 5230

Raise & Level Building
Robert Pospisil Experience
Adjust Hurricane Straps
Specializing in Mobile Homes & Double Wide Manuf. Homes. "If Your Not Happy...We're Not Finished."
561-248-4979

✓✓✓✓✓✓✓
IN THE CLASSIFIED YOU CAN.....
✓Find a Pet
✓Find a Car
✓Find a Job
✓Find Garage Sales
✓Find A New Employee
✓Sell Your Home
✓Sell Your Unwanted Merchandise
✓Advertise Your Business or Service
Classified - it's the reliable source for the right results

50 Years Since 1968 The Name You Trust
HIGHPOINT QUALITY FURNITURE
PATIO SETS
STANLEY SLEEPERS
RECLINERS~BEDS
DINING
SURPLUS CITY
AMMO BOXES
HOLSTERS-VESTS
52' STORAGE TRAILER ON WHEELS $1,750
VENDORS MALL YOUR SPACE $99 A MONTH
THE FEW THE PROUD
2346 US 27 N Sebring
863-385-4759
2 STORES FOR RENT: 2300 US HWY 27 N. $495 MONTH $995
10 BUILDABLE LOTS
SALE OR TRADE

Turn your trash into cash! Advertise your yard sale!

PUT CLASSIFIEDS TO WORK FOR YOU!
FIND A JOB! BUY A HOME! BUY A CAR!

Platt featured artist for January

By SHARON WEATHERHEAD
Correspondent

The new year brings a fresh schedule of new art exhibits to the Peter Powell Roberts Museum of Art and Culture in Avon Park. The Heartland Cultural Alliance (HCA) hosts a monthly artist reception at its museum gallery.

The featured artist for January is Melissa Platt with her nature photography and digital art. Refreshments were offered to guests as they browsed the gallery. Kenny Summers played soft guitar music. As always, the monthly artist reception was free and open to the public.

"I have always loved photography and was never without a camera," said Platt. She has also experimented in different art mediums from water colors to drawing and even painting on canvas.

With her children grown, Platt joined a photography group and her passion was instantly rekindled. She was inspired to spend her leisure time in nature photographing wildlife.

Platt later became interested in the artistry of digital imagery. Creating beautiful and unique images by mixing photography and digital technology with a splash of imagination, got her hooked on this new form of expression.

"I love to do composites, where I cut out a photo and add it with a different background. I want my work to be different, interesting and exciting."

Platt traveled with a group to Bok Tower, where she took some beautiful photos. "The works of Thomas Kincaid, who is called the 'painter of light,' inspired my work there."

One of her pieces titled 'The Laughing Owl', was purchased by Susan Baker. "We loved the expression on the owl. It's hard to get that and it's really cute," said Debbie Snavely, Baker's sister.

The owl is a digital print on canvas. "I saw the owls while I was in Cape Coral. I laid on the ground and looked up while I took the photo so I could block out the background," said Platt.

Rev. John Grodzinski, of Resurrection Lutheran Church in Avon Park, was another art lover who purchased some of Platt's work.

"A young lady told me about this "best kept secret" while attending my church. I was told the program was about 'nature photography'. Since nature photography is my passion, I was drawn to purchase four pieces of her work."

If you missed the reception, be sure to attend the HCA Festival of the Arts on Saturday, Jan. 12, from 10 a.m. to 4 p.m. Platt's work will be on display on in the gallery while downstairs there will be a showcase of the works of 24 talented local artists.

In addition there are festivities at the Depot Museum, which is right next door. The Avon Park Library will also be having a book sale.

The HCA Gallery is located in the Peter Powell Roberts Museum of Art and Culture at 310 W. Main Street in Avon Park.

SHARON WEATHERHEAD/CORRESPONDENT

Rev. John Grodzinski, who purchased several of Platt's works.

SHARON WEATHERHEAD/CORRESPONDENT

Artist Melissa Platt, left, with her son Randal Platt and his fiancé Kyla Shiver.

Guests at the gallery.

Debbie Snavely with the piece her sister purchased, titled 'The Laughing Owl.'

HIKES

FROM PAGE 1B

in 2017.

McMullen led the group off the Ancient Hammock Trail onto a recently reopened trail called the Sweetgum Trail. She showed the hikers a copy of a map originally drawn in the 1930's. The map showed trails that had been created by the CCC. Many of the trails are still in use today, but some had been abandoned during the war years and only recently have been reopened. McMullen pointed out a historic drainage structure that was uncovered during the trail reopening.

The Sweetgum Trail curved back around to the paved loop, where the tour ended. Judge Canfield, a local wildlife and landscape photographer who lives near the park, enjoyed the hike. "I've been on several hikes here, they are always nice," Canfield said. Brian and Susan Woodward, park volunteers who assisted with interpretation during the hike, encouraged everyone to attend more of the hikes at the park, including the Monday hikes that start at 9 a.m.

Highlands Hammock is a perfect spot to fulfill a New Year's resolution to get out in nature. You can go for a hike or enjoy the campground and the CCC museum. Park staff are also always looking for volunteers, and there are many fun and interesting ways to help out. For more information, call the park Ranger Station at 863-386-6094.

KEVIN MAIN/CORRESPONDENT

Ranger Laura McMullen listens to birds calling while standing near a historic drainage system found on the reopened 'Sweetgum Trail.'

KEVIN MAIN/CORRESPONDENT

Wild coffee is a small, native shrub with bright red berries.

KEVIN MAIN/CORRESPONDENT

A sweetgum tree displays its fall-colored red leaves.

KEVIN MAIN/CORRESPONDENT

Hikers listen to Ranger Laura McMullen describe the trail system.

Heartland Cultural Alliance
Inaugural
HCA Festival of the Arts

FINE ART
FINE CRAFT

Celebrating the Talent of Our Artists

Saturday, January 12 • 10 am - 4 pm,
Museum Avenue, Avon Park

Events:

Peter Powell Roberts Museum of Art & Cultural Center
Showcasing a Fine Art and Craft Exhibit of 24 HCA Artists

AP Depot Museum
Open House and Cobbler Sale in Train Car

Avon Park Library
Book Sale, Rock Painting

HCA Museum Gallery
Exhibit of Melissa Platt's Digital Imaging

Food Vender, Indoor seating, Door prize

Sponsors

CenterState
People Reaching Higher In Life Highlands community church
HIGHLANDS NEWS-SUN Your Hometown Newspaper Since 1919

adno=3643398-1

SEBRING GUN SHOW

JAN. 12-13, 2019
SATURDAY 9am-5pm
SUNDAY 10am-4pm

HIGHLANDS COUNTY FAIRGROUNDS

EXPRESS 90 MINUTE CONCEALED WEAPON CLASSES!

- HANDGUNS
- AR-15'S
- HUNTING RIFLES
- ANTIQUE GUNS
- MILITARY GUNS
- AMMUNITION
- STUN GUNS
- PEPPER SPRAY
- ACCESSORIES & MORE!

Sponsored by:
SPRAY AND PRAY GUNS & AMMO of Sebring

BRING THIS AD FOR $1.00 OFF ADMISSION!
$7.00 - REG. ADMISSION
KIDS UNDER 14 FREE

866-611-0442
www.PatriotShows.com

adno=3643665-1

THE NEWS WIRE

STATE • NATIONAL • WORLD • BUSINESS

Friday, January 11, 2019

Judge: Embattled Florida election head needs to be heard

See Page 2

A no pay payday

AP PHOTOS

Government workers rally against the partial government shutdown at Federal Plaza, Thursday, in Chicago.

Federal workers to miss first paychecks as shutdown lingers

By BRADY McCOMBS and JULIET LINDERMAN
ASSOCIATED PRESS

OGDEN, Utah — Payday will come Friday without any checks for about 800,000 federal employees affected by the government shutdown, forcing workers to scale back spending, cancel trips, apply for unemployment benefits and take out loans to stay afloat.

IRS employee Krystle Kirkpatrick and her family, including her two children, ages 6 and 12, aren't eating out, buying brand-name foods or getting drinks at the gas station. Her husband is working overtime in

PAYDAY | 8

Union members and Internal Revenue Service workers rally outside an IRS Service Center to call for an end to the partial government shutdown, Thursday, in Covington, Kentucky.

As Trump visits border, Texas landowners prepare wall fight

By NOMAAN MERCHANT
ASSOCIATED PRESS

HIDALGO, Texas — As President Donald Trump traveled to the border in Texas to make the case for his $5.7 billion wall, landowner Eloisa Cavazos says she knows firsthand how the project will play out if the White House gets its way.

The federal government has started surveying land along the border in Texas and announced plans to start construction next month. Rather than surrender their land, some property owners are digging in, vowing to reject buyout offers and preparing to fight

TEXAS | 8



AP PHOTO

Father Roy Snipes, pastor of the La Lomita Chapel, shows Associated Press journalists the land on either side of the Rio Grande at the US-Mexico border in Mission, Texas. Portions of Father Snipes' church land in Mission could be seized by the federal government to construct additional border wall and fence lines.

AP FILE PHOTO

In this April 2018 photo, Michael Cohen, President Donald Trump's former attorney, walks along a sidewalk in New York.

Cohen to testify before Congress

Trump's former lawyer to appear before House committee

By MARY CLARE JALONICK, ERIC TUCKER and CHAD DAY
ASSOCIATED PRESS

WASHINGTON — President Donald Trump's former lawyer, Michael Cohen, will testify publicly before a House committee next month in a hearing that could serve as the opening salvo of a promised Democratic effort to scrutinize Trump, his conflicts of interest and his ties to Russia.

The House Oversight and Reform Committee announced Thursday that Cohen will appear before that panel Feb. 7, a little more than a month after the Democrats took the House majority.

The hearing marks the latest step in Cohen's transformation from a trusted legal adviser to the president to a public

COHEN | 8

No stethoscope for aches and agony

Scientists seek real way to measure pain

By LAURAN NEERGAARD
AP MEDICAL WRITER

WASHINGTON — Is the pain stabbing or burning? On a scale from 1 to 10, is it a 6 or an 8?

Over and over, 17-year-old Sarah Taylor struggled to make doctors understand her sometimes debilitating levels of pain, first from joint-damaging childhood arthritis and then from fibromyalgia.

"It's really hard when people can't see how much pain you're in, because they have to take your word on it and sometimes, they don't quite believe you," she said.

Now scientists are peeking into Sarah's eyes to track how her pupils react when she's hurting and when she's not — part of a quest to develop the first objective way to measure pain.

"If we can't measure pain, we can't fix it," said Dr. Julia Finkel, a pediatric anesthesiologist at Children's National Medical Center in Washington, who invented the experimental eye-tracking device.

PAIN | 8

EXPERIENCE THE "BEST" FLORIDA PLUMBING SERVICES AROUND!

24/7 EMERGENCY SERVICE
NO OVERTIME CHARGES
Emergency Plumbing
Faucet Repair, Install
Drain Cleaning
Water Heaters
Polybutylene Pipes Repiping
Water Filtration Systems
Sewer Inspection
Jetting, Repair, Rebuilding
And More!

FAST, RELIABLE SERVICE

$99 off Drain Service Call OR Water Heater Install
*RESTRICTIONS APPLY

Call The Experts Today! 941-777-4589

Best Home Services team of experts are trained & certified licensed and insured

$19 SERVICE CALLS NO GIMMICKS!

ACCREDITED BUSINESS A+

BEST HOME SERVICES
Family Owned Since 1980
AIR CONDITIONING • ELECTRICAL
PLUMBING • DRAINS

PUNTA GORDA PORT CHARLOTTE NORTH PORT ENGLEWOOD VENICE SARASOTA BRADENTON NAPLES FT. MYERS BONITA SPRINGS

adno-3643138-1

Judge: Embattled Florida election head needs to be heard

Former Broward County elections chief had constitutional rights violated by former governor Scott

TALLAHASSEE (AP) — Former Gov. and current U.S. Sen. Rick Scott violated a former state election official's constitutional rights when he suspended and "vilified" her without first allowing her to make her own case, a Florida federal judge ruled Wednesday.

U.S. District Judge Mark Walker said newly inaugurated Gov. Ron DeSantis must grant former Broward County elections supervisor Brenda Snipes a "meaningful opportunity to be heard" regarding her suspension by March 31.

Snipes came under fire during the contentious recount that followed the 2018 elections and a legally required recount in close races for governor and U.S. Senate. In the aftermath of the November election, Snipes said she would resign on Jan. 4, but Scott immediately suspended her. Snipes then attempted to rescind her resignation and challenged the governor's suspension as "malicious" and politically motivated.

Walker ruled that Scott's decision was an "effective termination" and violated Snipes' due process rights. The judge also said that Scott's order suspending Snipes contained "falsehoods."

Still, Walker said he does not have the authority to reinstate Snipes, writing that the court is "not determining what the ultimate outcome will or should be."

Attorneys for Scott had argued the governor had the authority to remove her from office. A Scott spokesman said, "We are reviewing the decision from this liberal judge, but Senator Scott stands by his decision. Supervisor Snipes violated state law and turned Broward County's elections operation into a laughing-stock. She failed to fulfill her duties, and for that she was suspended and should stay suspended."

DeSantis did not immediately respond to requests for comment on the decision.

Scott suspended Snipes for misfeasance, incompetence and neglect of duty, and appointed his former general counsel to take her place. In his executive order, Scott cited problems during the recount, including reports of more than 2,000 ballots being misplaced. Norris-Weeks contended that some of the problems cited by Scott were not caused by Snipes.

Daniel Nordby, who has been Scott's general counsel, said the governor took action when he did because he "determined the people of Broward County deserved a supervisor of elections" who could prepare for upcoming spring municipal elections in a "competent manner."

Snipes is suing both Scott and the GOP-controlled Florida Senate. The lawsuit named the Senate because that chamber's Republican leader said there was not time to investigate the allegations against Snipes before her resignation took effect. Florida law requires the Senate to either remove or reinstate county officials who are suspended by the governor.

Snipes had been the top elections official in Broward County since 2003, when then-Gov. Jeb Bush appointed her. She had been elected three times and her current term was not scheduled to end until 2020.

AP FILE PHOTO

In this Nov. 16 photo, Broward County Supervisor of Elections Brenda Snipes speaks to members of the media after a hand recount, in Lauderhill.

MORE HEADLINE NEWS FROM AROUND THE STATE

Memorial scheduled for police K-9 who died in line of duty

WEST PALM BEACH (AP) — A memorial service is scheduled for a Florida police K-9 killed in the line of duty during a Christmas Eve shooting.

The Palm Beach Post reports that the public service will be held Thursday morning at the Coral Sky Amphitheatre in suburban West Palm Beach.

A Palm Beach County Sheriff's Office spokeswoman says Cigo will be honored in the same manner traditionally afforded deputies who are killed on the job. That includes a police motorcade that will deliver Cigo's body to the service, a 21-gun salute and an "End of Watch Call." Cigo will also receive a police medal of honor.

Cigo was fatally shot at the Wellington Green Mall, where deputies tracked two suspects wanted for attempted first-degree murder. One suspect opened fire, striking the dog.

Detectives: Burglar in closed police substation left ID

BOYNTON BEACH (AP) — To identify the burglary suspect who broke into a closed Florida police substation and ate an officer's chicken dinner, detectives didn't need to lift fingerprints or get DNA from the discarded meal.

The ID cards authorities say the suspect left behind did the trick.

Boynton Beach police said Wednesday that officers arriving for a morning shift at a department substation last week found a broken window and the remains of a hastily eaten chicken dinner scattered in the kitchen.

Finding a suspect wasn't hard. They say 29-year-old Yvelande Jean-Pierre left behind her wallet, which contained her two identification cards.

Police say security video shows she spent about 45 minutes in the substation before leaving.

Jean-Pierre is charged with burglary. Court records do not show if she has an attorney.

Man says he accidentally killed girl's puppy with pellet gun

DAVIE (AP) — A Florida man says he accidentally killed an 8-year-old girl's puppy when the dog wandered into the path of his pellet gun.

The South Florida Sun Sentinel reports 19-year-old Johansen Concepcion De La Ros pleaded not guilty to animal cruelty Wednesday. Authorities say Concepcion De La Ros was standing on the balcony of a Davie apartment in September when he fired the scoped pellet rifle at the Chihuahua puppy named Princess. An off-duty police officer saw the shooting and called 911.

Police found the girl holding the limp, bleeding animal. Concepcion De La Ros told police the puppy walked into his line of fire as he was shooting toward a lake. Concepcion De La Ros' friend, Daniel Alvarez, told police that Concepcion De La Ros planned to shoot the dog.

FBI takes on case of threats hurled at activist's family

DELTONA (AP) — The FBI is now investigating the case of a Florida man accused of making death threats against the family of a Purdue University superfan and cancer activist who died last week.

Volusia County Sheriff Mike Chitwood tells The Daytona Beach News-Journal that 39-year-old John Pinkham will be extradited to Indiana to face federal charges of intent to injure. He was arrested Monday.

Pinkham is accused of making multiple posts using an alias on 20-year-old Tyler Trent's Facebook page after news of the former Purdue student's death. Authorities say the posts included threats of violence at a vigil at the West Lafayette, Indiana, school.

Chitwood says Pinkham denied sending the threats and blamed his girlfriend.

Trent's battle with bone cancer drew national attention.

Hurricane brought 'moderate' erosion to Panama City Beach

PANAMA CITY BEACH (AP) — A coastal engineering consultant says Panama City Beach suffered only moderate beach erosion during Hurricane Michael.

On Tuesday, Lisa Armbruster told the Bay County Tourist Development Council that the 4½-foot storm surge during the Oct. 10 storm, the northerly winds on the western side pushed the water back out to sea.

But 33 miles to the east, the storm brought a "phenomenal" surge of 16 to 20 feet in Mexico Beach. Armbruster told the council one of her firm's ongoing priorities is the planning and permitting process for what she says will likely be a $20 to $25 million beach reconstruction and nourishment project for Mexico Beach.

The News Herald reports the project will probably involve state, federal and local funding.

Bomb-laden rebel drone kills 6 at Yemen military parade

By AHMED AL-HAJ
Associated Press

SANAA, Yemen — A bomb-laden drone launched by Yemen's Shiite rebels exploded over a military parade Thursday for the Saudi-led coalition, killing at least six people in a brazen attack threatening an uneasy U.N.-brokered peace in the Arab world's poorest nation.

The attack at the Al-Anad Air Base showed the unwillingness of Yemen's Houthi rebels to halt fighting in the civil war, even if it doesn't violate a peace deal reached last month in Sweden between them and Yemen's internationally recognized government.

The Houthi attack near the southern port city of Aden with a new drone variant also raised more questions about Iran's alleged role in arming the rebels with drone and ballistic missile technology, something long denied by Tehran despite researchers and U.N. experts linking the weapons to the Islamic Republic.

The assault shocked the pro-government troops, who carried away the dead and wounded, their fatigues stained with blood. All the victims were government forces, officials said.

"We were under the impression that the coalition has a tight control over airspace and there is no way the Houthis can send drones or planes to attack us in the south," said Mohammed Ali, a solider in Al-Annad 2nd Brigade guarding the parade.

Yemeni army spokesman Mohammed al-Naqib was speaking at a podium during the parade, with photos of Yemen's president and Abu Dhabi and Saudi Arabia's crown princes behind him, when a high-pitched whine drew his attention and others. A moment later, the drone exploded overhead, pelting him and others with shrapnel.

In the chaotic aftermath, soldiers carried away a severely wounded comrade. A pool of blood collected in front of the plush seats set aside for high-ranking military officials.

At least six people were killed, medical officials said. Among the wounded were Yemeni Military Intelligence Service chief Mohammad Saleh Tamah; Deputy Chief of Staff Saleh al-Zindani; senior military commander Mohammad Jawas; and Lahj Gov. Ahmed al-Turki, Yemeni officials said. All the officials spoke on condition of anonymity because they were not authorized to talk to journalists.

The Houthis immediately claimed the attack in the southern province of Lahj at a base where U.S. special forces once led their own drone war against Yemen's al-Qaida branch.

Although the attack did not technically violate a cease-fire negotiated last month for the port of Hodeida, it was hoped that deal might eventually lead to a general de-escalation in the fighting.

"Once again this proves that the Houthi criminal militias are not ready for peace and that they are exploiting truces," said Moammar al-Eryani, the information minister of Yemen's internationally recognized government.

Congo's surprise election result could face court challenge

By MATHILDE BOUSSION
Associated Press

KINSHASA, Congo — Congo appeared ready to achieve its first peaceful transfer of power with the surprise victory Thursday of opposition candidate Felix Tshisekedi, despite clear signs that a rival opposition leader actually won in a landslide.

With no major protests in the capital and limited violence elsewhere in the vast Central African country, the population seemed to be choosing stability over credibility, accepting Tshisekedi's win and the end to President Joseph Kabila's long and turbulent rule.

But a court challenge to the results could spin the country into chaos, observers warned.

The influential Catholic Church, which deployed 40,000 observers at all polling stations, said official results did not match its findings, and diplomats briefed on them said rival opposition candidate Martin Fayulu won easily.

Fayulu alleges that Kabila engineered a backroom deal with the largely untested Tshisekedi to protect his power base in a country with staggering mineral wealth. He denounced the official results as "robbery."

AP PHOTO

Residents celebrate in Kinshasa, Thursday, after learning that opposition presidential candidate Felix Tshisekedi had been declared the winner of the elections.

Global auto industry troubles buffet Ford, Jaguar Land Rover

By DAVID McHUGH and DANICA KIRKA
AP Business Writers

FRANKFURT, Germany — The headwinds buffeting the global auto industry made themselves felt in Europe on Thursday as mass-market carmaker Ford and luxury-focused Jaguar Land Rover announced sweeping restructurings that will cost thousands of jobs.

Ford Motor Co. said it will drop an unspecified number of jobs in Europe as it seeks to make its business there more consistently profitable. Ford is refocusing on commercial trucks and SUVs and dumping less lucrative models while shifting production to electric cars over the longer term.

The Dearborn, Michigan-based company said reductions would be achieved as far as possible through voluntary departures negotiated with unions and employee representatives. Ford of Europe, based in Cologne, Germany, has 53,000 people working for it directly and 68,000 when joint ventures such as those in Russia and Turkey are included.

The company's new plans follow moves to close an automatic transmission plant in Bordeaux, combine administrative headquarters in Britain and end production of its C-Max models in Saarlouis, Germany.

"In the last couple of decades, Ford of Europe has never really been sustainably profitable," Steven Armstrong, company vice president and head of its operations in Europe, Middle East and Africa, said in a conference call with reporters.

"We can only allocate capital to areas where we can get a return on that capital."

One key headwind — slowing auto sales in China — was the big issue for Jaguar Land Rover. The company says it will cut 4,500 jobs as it deals with the China downturn and growing uncertainty about the terms of Brexit. The luxury carmaker, owned by India's Tata, says the cuts will be in addition to the 1,500 people who left the business in 2018. The company employs about 44,000 people in the U.K.

Government shutdown stymies immigrants' asylum cases

By AMY TAXIN
Associated Press

The partial government shutdown over President Donald Trump's demand for a border wall is playing havoc with the nation's already backlogged immigration courts, forcing the postponement of hearings for thousands of immigrants.

For some of those seeking asylum in the U.S., the impasse could mean years more of waiting — and prolonged separation from loved ones overseas — until they get a new court date.

But for those immigrants with little chance of winning their bids to stay in this country legally, the shutdown could help them stave off deportation that much longer — adding to the very delays the Trump administration has railed against.

"It is just dripping with irony," said Sarah Pierce, policy analyst at the nonpartisan Migration Policy Institute. "This administration has put a lot of emphasis on speeding up court cases, and the shutdown obviously is just going to cause massive delays."

The shutdown has furloughed hundreds of thousands of government employees and halted services that aren't deemed essential, including, in many instances, the immigration courts overseen by the Justice Department.

Hearings involved detained immigrants are still going forward. But untold thousands of other proceedings have been postponed. No one knows for how long; it depends on when employees return to work and hearings can be reset.

Immigration experts said cases could be delayed months or years since the courts have more than 800,000 pending cases, according to the Transactional Records Access Clearinghouse at Syracuse University, and many courtrooms are tightly booked.

Immigration Judge Dana Marks, former president of the National Association of Immigration Judges, said she has at least 60 hearings a day in her San Francisco courtroom and no space on her docket for at least the next three years.

"The cases that are not being heard now — there is no readily available place to reschedule them until at least 2022 or beyond," Marks said of her courtroom.

Immigration judges hear a wide range of complex cases from immigrants from across the world, some who have recently arrived in the United States, others who have lived in the country for years and the government is seeking to deport.

Immigration judges have long sought more staffing to handle the ballooning caseload, which has roughly doubled in five years following a surge in Central American children and families arriving at the southern border. The Trump administration has tried to speed up the courts by assigning immigration judges quotas and stopping them from shelving cases.

Some of the toughest cases immigration judges hear are claims for asylum, or protection from persecution. And long wait times can be especially difficult for asylum seekers, since they can't bring spouses or children to join them in the United States unless their asylum requests are approved.

Reynold Finnegan, an immigration attorney in Los Angeles, said one of his Afghan clients hasn't seen his wife or children in nearly nine years. After being kidnapped and tortured by the Taliban, the man left his homeland, traveled across the world and made his way to the U.S.-Mexico border to seek asylum, Finnegan said.

He waited more than six years for his final hearing before an immigration judge, but it was canceled last week because of the shutdown, and he doesn't know how much longer it will take.

"He is devastated," Finnegan said. "He was really planning on seeing his wife later in the year when he got approved, and his children."

Since the shutdown began in December, immigrants have had to prepare for their scheduled court hearings and in many cases travel to court, knowing the proceedings might be postponed. In Northern states, that can mean hourslong car trips through ice and snow and taking days off from work.



AP PHOTO

Sen. Bernie Sanders, I-Vt., center, joined from left by Sen. Richard Blumenthal, D-Conn., Rep. Peter Welch, D-Vt., Rep. Elijah Cummings, D-Md., and Sen. Cory Booker, D-N.J., speaks to reporters as he prepares to introduce new legislation that aims to reduce what Americans pay for prescription drugs.

Liberals dare Trump to back their bills lowering drug prices

By RICARDO ALONSO-ZALDIVAR
Associated Press

WASHINGTON — Challenging President Donald Trump to make good on his pledge to cut prescription drug prices, congressional liberals proposed legislation Thursday to bring U.S. prices in line with the much lower costs in other countries.

The Democratic bills stand little chance of becoming law in a divided government. But the effort could put Republicans on the defensive by echoing Trump's pledge to force drugmakers to cut prices.

Democrats and Trump agree that people in the United States shouldn't have to pay more for their medications than do those in other economically advanced countries.

The Trump administration has put forward its own plan for reducing drug prices, but industry analysts have seen little impact so far. The pharmaceutical industry said the Democratic bills would "wreak havoc on the U.S. health care system."

The new legislation was offered by Sen. Bernie Sanders, I-Vt., Rep. Elijah Cummings, D-Md., and others. Cummings leads the House Oversight and Government Reform Committee, which is expected to take a major role on drug pricing.

The lawmakers want to:

• Open up generic competition to patent-protected U.S. brand-name drugs that are deemed "excessively priced."

• Allow Medicare to directly negotiate with drugmakers.

• Let consumers import lower-priced medications from Canada.

There was no immediate response from the administration.

"Today I say to President Trump, if you are serious about lowering the cost of prescription drugs in this country, support our legislation and get your Republican colleagues on board," Sanders said at a Capitol Hill press conference.

"No more talk. No more tweets," said Cummings. "The American people want action."

Holly Campbell, a spokeswoman for the Pharmaceutical Research and Manufacturers of America, said Sanders' plan would harm U.S. patients. The industry argues that government price regulation could limit access to some medicines, undermine financial incentives for research, and compromise safety standards. Sanders says drugmakers are primarily interested in protecting profits.

As a presidential candidate, Trump initially called for Medicare to negotiate drug prices and favored allowing people to legally import lower-priced medications from abroad.

But Medicare negotiation is a political nonstarter for most Republicans, who favor a free-market approach to the U.S. pharmaceutical industry and prize its capacity for innovation.

As president, Trump has come out with a plan to lower drug costs that relies on dozens of regulatory actions. The goal is to eliminate incentives for drugmakers, pharmacy benefit managers and insurers to stifle competition at the expense of consumers. Independent experts say the administration proposals would have an impact, but not limit the ability of drug companies to set high prices.

Documentary puts new attention on R. Kelly sex allegations

By RUSSELL CONTRERAS and MICHAEL TARM
Associated Press

R. Kelly, one of the top-selling recording artists of all time, has been dogged for years by allegations of sexual misconduct involving women and underage girls — accusations he and his attorneys have long denied.

But an Illinois prosecutor's plea for potential victims and witnesses to come forward and new protests have sparked hope among some advocates that the R&B star might face criminal charges.

"Please come forward. There's nothing that can be done to investigate these allegations without cooperation between victims and witnesses," Cook County State Attorney Kim Foxx said Tuesday at a news conference in Chicago. "We cannot seek justice without you."

AP FILE PHOTO

This 2008 photo shows R&B singer R. Kelly arriving at the Cook County Criminal Court Building in Chicago.

Still, some legal experts and prosecutors say it may be difficult to bring charges. Accusers and witnesses would have to speak out, and even then, prosecutors could have a hard time winning a conviction.

In recent days, Kelly has faced increased pressure from advocates who have protested outside of his Chicago studio and demanded that police investigate allegations against minors.

The latest attention comes days after Lifetime aired the documentary "Surviving R. Kelly," which revisited old allegations and brought new ones into the spotlight. The series follows the BBC's "R Kelly: Sex, Girls & Videotapes," which was released last year. It alleged that the singer was holding women against their will and running a "sex cult."

Activists from the #MeToo and #MuteRKelly social media movements have seized on the renewed attention to call for streaming services to drop Kelly's music and promoters not to book any more concerts.

Despite the accusations that span decades, the star singer, songwriter and producer who rose from poverty on Chicago's South Side has retained a sizable following.

MORE HEADLINE NEWS FROM AROUND THE NATION

Fiat Chrysler reaches settlement in emissions cheating cases

WASHINGTON (AP) — Fiat Chrysler agreed on Thursday to pay hundreds of millions of dollars, including a $300 million fine to the U.S. government, to settle allegations that the Italian-American automaker cheated on emissions tests.

Under a deal with the Justice Department and the Environmental Protection Agency, the automaker will recall and repair the more than 104,000 out-of-compliance Jeep SUVs and Ram pickup trucks.

Separately, Fiat Chrysler also agreed to pay $280 million to settle lawsuits brought by vehicle owners — leading to payouts of about $2,800 per owner — and will pay $19 million to California to settle similar state regulatory allegations.

Federal officials allege the vehicles, made between 2014 and 2016, were equipped with diesel engines programmed to run pollution controls during lab tests that would turn off under certain conditions on the road.

"By concealing this software, Fiat Chrysler deceived regulators and violated environmental law," said Associate Attorney General Jesse Panuccio. "Fiat Chrysler's conduct was serious and egregious. Its deception robbed the public of the clean air we work hard to protect and put law-abiding competitors at a disadvantage."

Judge dismisses part of Judd lawsuit against Weinstein

LOS ANGELES (AP) — A judge has dismissed one section of Ashley Judd's lawsuit against Harvey Weinstein, but the rest remains headed toward trial.

U.S. District Judge Philip S. Gutierrez ruled Wednesday that Judd's sexual harassment claim isn't within the scope of a California statute.

Gutierrez had already rejected the claim in November but allowed Judd's lawyers to amend it, then dismissed it again.

Gutierrez said Judd's allegations of defamation and economic interference can continue.

Judd attorney Theodore Boutrous Jr. says nothing about the ruling changes the fact that Judd's lawsuit is moving forward, and her strong case remains intact.

Judd says that after she rejected Weinstein's sexual advances two decades ago, he sabotaged her career.

Lawsuit targets GOP laws reducing Wisconsin governor's power

MADISON, Wis. (AP) — A coalition of liberal-leaning groups filed a lawsuit Thursday seeking to void laws passed by Wisconsin Republicans that reduced the powers of the newly elected Democratic governor and attorney general.

Republicans derided the lawsuit as a frivolous attempt by bitter Democrats to score political points.

The legal challenge is the first seeking to undo all of the measures approved during last month's lame-duck legislative session. The lawsuit argues the session was unconstitutional because it amounted to an illegal gathering of lawmakers.

Then-Gov. Scott Walker, who was defeated by Democrat Tony Evers in November, quickly signed the legislation before leaving office.

The new laws include taking away Evers' ability to withdraw the state from lawsuits without legislative approval, which would prevent Evers from fulfilling his campaign promise to remove Wisconsin from a multi-state lawsuit seeking repeal of the federal health care law. The laws also prevent Evers from rescinding federal Medicaid waivers approved under the Walker administration.

Another new law gives the Legislature, rather than newly sworn-in Democratic Attorney General Josh Kaul, the power to decide how to spend money obtained from lawsuit settlements.

Seattle TV editor fired after Trump video appears altered

SEATTLE (AP) — A Seattle TV station has fired an editor after airing video footage of President Donald Trump's Oval Office address on immigration that appears to be altered.

The Seattle Times reports that FOX affiliate Q13 broadcasted video from the Tuesday night speech that showed a more orange-toned Trump with his tongue hanging out languidly from his mouth after making a statement.

The video's filtered colors look more saturated and the tongue appears doctored.

Q13 news director Erica Hill said: "This does not meet our editorial standards and we regret if it is seen as portraying the president in a negative light."

Hill also confirmed on Thursday that the station investigated the incident and fired the editor involved.

Police: Man threw coffee in face of teen fast food worker

CAMDEN, S.C. (AP) — Police in South Carolina say a McDonald's patron hurled hot coffee in the face of a teen drive-thru worker because he was angry about the wait for his food.

News outlets say it happened last month and that Camden police released surveillance video of the man on Wednesday.

A police report says the man felt he had waited too long for his order and so asked the worker to throw in a large order of fries and to speak to a manager.

The report says the worker said "OK," closed the window, and told colleagues she didn't want to go back because the man was acting "obnoxious."

The man waved her back and when she opened the window again, he splashed the coffee in her face. She declined medical treatment.

STOCKS LISTING CHANGE - REQUESTS WELCOME!
Mutual funds listings will run on Saturdays.

The *Sun* Newspaper is tweaking the way stocks are listed in the daily paper. We will continue to run a wide range of stocks, but we're trying to eliminate stocks our readers don't want. If you do not see your stock in the paper, please let us know and we will put it in the listings. Email the name of the company and the symbol to nlane@sun-herald.com, or call 941-206-1138. You can leave the stock name and symbol on voice mail. If you reach voice mail, please leave your contact information so your call can be returned.

DOW	24,001.92 +122.80
NASDAQ	6,986.07 +28.99
S&P 500	2,596.64 +11.68
10-YR T-NOTE	2.73% +.01
30-YR T-BOND	3.05% +.03
CRUDE OIL	$52.59 +.23
GOLD	$1,284.70 -4.60
EURO	$1.1500 -.0044

Money&Markets

CombinedStocks

From the New York Stock Exchange and the Nasdaq.



S&P 500
Close: 2,596.64
Change: 11.68 (0.5%)

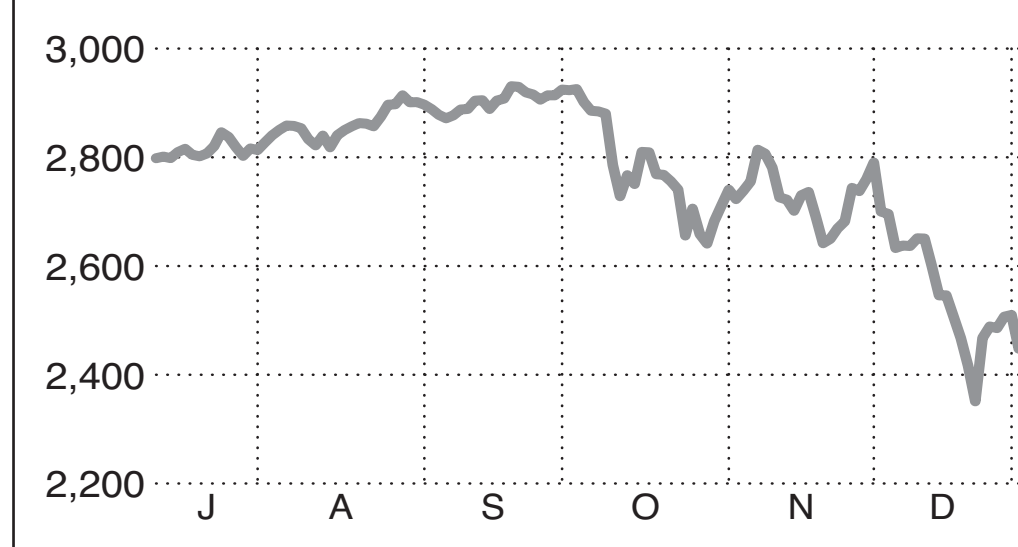

Nasdaq composite
Close: 6,986.07
Change: 28.99 (0.4%)

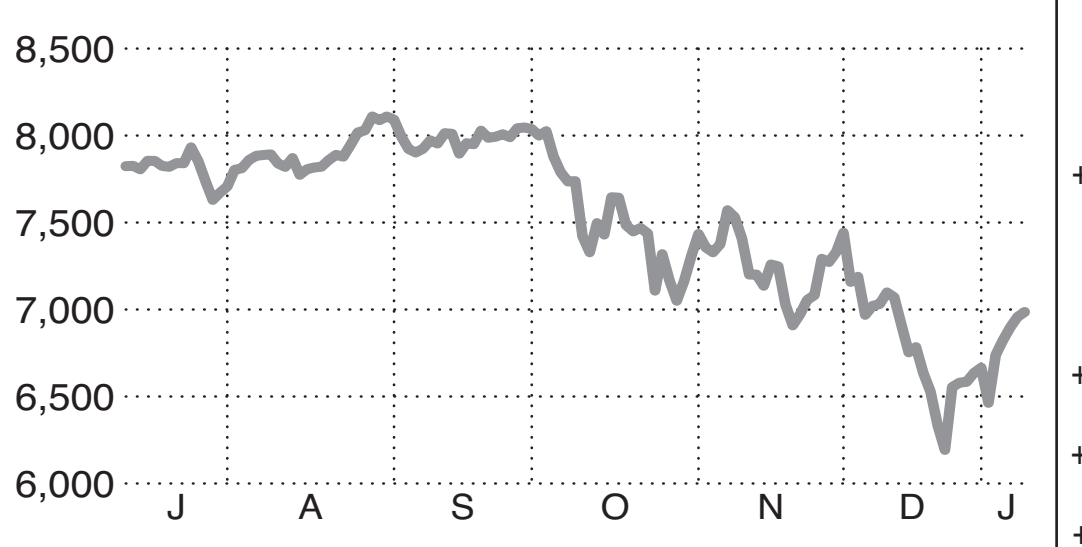

StocksRecap

	NYSE	NASD
Vol. (in mil.)	3,643	2,136
Pvs. Volume	3,968	2,378
Advanced	1702	1560
Declined	1074	1322
New Highs	13	20
New Lows	6	14

	HIGH	LOW	CLOSE	CHG	%CHG	WK	MO	QTR	YTD
DOW	24014.78	23703.25	24001.92	+122.80	+0.51%	▲	▼	▼	+2.89%
DOW Trans.	9633.33	9400.36	9624.70	+41.45	+0.43%	▲	▼	▼	+4.95%
DOW Util.	717.82	707.60	717.04	+9.75	+1.38%	▲	▼	▼	+0.58%
NYSE Comp.	11843.60	11701.81	11839.31	+60.89	+0.52%	▲	▼	▼	+4.09%
NASDAQ	6991.37	6877.08	6986.07	+28.99	+0.42%	▲	▼	▼	+5.29%
S&P 500	2597.82	2562.02	2596.64	+11.68	+0.45%	▲	▼	▼	+3.58%
S&P 400	1761.59	1735.27	1761.40	+13.97	+0.80%	▲	▲	▼	+5.91%
Russell 2000	1445.78	1424.54	1445.43	+6.62	+0.46%	▲	▲	▼	+7.18%
Toronto TSX	14921.06	14702.31	14903.49	+98.76	+0.67%	▲	▲	▼	+4.05%

Industrials lead US stocks higher again; Macy's nosedives

By MARLEY JAY
AP Markets Writer

NEW YORK — A day of back-and-forth trading Thursday ended with the fifth gain in a row for U.S. stocks. Industrial companies like Boeing and General Electric rose while retailers fell as Macy's suffered its biggest loss of all time.

Stocks struggled in the early going and the Dow Jones Industrial Average lost 175 points after U.S. and Chinese officials wrapped trade talks in Beijing. Transportation and machinery companies climbed after the U.S. Trade Representative said China agreed to buy more agricultural and manufactured products.

Macy's said its sales over the holidays were worse than expected and slashed its annual profit and sales forecasts. Kohl's and L Brands also posted disappointing results and a wide variety of retailers plunged as investors worried that the stock market's December plunge stopped some shoppers from spending as much as they had planned.

"High-end consumers, even though they're making decent money (and) the economy is going on relatively strong, it may have affected their willingness to splurge over the holidays," said Ken Perkins, president of the research firm Retail Metrics. "It was not good timing at all."

The S&P 500 index added 11.68 points, or 0.5 percent, to 2,596.64. The Dow Jones Industrial Average gained 122.80 points, or 0.5 percent, to 24,001.92 after it fell 175 points in the morning.

The Nasdaq composite rose 28.99 points, or 0.4 percent, to 6,986.07. The Russell 2000 index of smaller-company stocks picked up 6.63 points, or 0.5 percent, to 1,445.43.

YTD	Name	Last	Chg
	A-B-C		
+6.1	AES Corp	15.34	+.32
+.5	AFLAC s	45.77	+.57
+1.3	AGNC Inv	17.76	-.03
+20.0	AK Steel	2.70	-.06
+6.5	AT&T Inc	30.40	+.30
+8.6	AXA EqH n	18.06	+.23
-4.5	AbbottLab	69.08	-.36
-4.3	AbbVie	88.20	+.39
-3.9	**AberFitc**	**19.26**	**-1.73**
+36.3	AccelrDiag	15.67	+.62
+12.9	Accuray	3.85	+.11
+10.3	ActivsBliz	51.35	+.52
+27.8	Adient n	19.24	+.20
+5.1	AdobeInc	237.77	+2.34
+6.3	AdvEnId	45.63	+.97
+6.9	AMD	19.74	-.45
+10.5	Aecom	29.27	+.46
+8.3	AeroViron	73.60	-1.21
-67.7	AeviGeno	.23	+.02
+3.6	Agilent	69.90	+.65
+12.6	Aircastle	19.41	+.43
+5.3	Akorn Inc	3.57	+.09
+19.4	AlaskCom	1.72	-.01
+.3	Albemarle	77.27	+.43
+9.0	Alcoa Cp	28.98	-.12
+13.9	Alexion lf	110.93	+.97
+10.7	Alibaba	151.69	-.23
+11.8	AllegTch	24.34	-.42
+20.0	AllegiantT	120.26	+3.55
+9.5	Allergan	146.30	+1.70
-1.6	Allete	75.03	+1.20
+6.3	AllnceRes	18.44	-.06
+3.1	AlliBern	28.16	+.10
+.6	AlliantEg s	42.51	+.82
+8.4	AllisonTrn	47.61	+1.51
+1.1	Allstate	83.54	+.38
+7.1	AllyFincl	24.27	+.04
+22.3	**AlnylamP**	**89.16**	**+4.38**
+3.4	Alphabet C	1070.33	-4.33
+3.2	Alphabet A	1078.83	-2.82
...	AlpTotDiv	8.55	...
+8.9	Altaba	63.11	+.17
+7.4	Altice n	17.75	-.57
-1.1	Altria	48.86	-.80
+10.3	Amazon	1656.22	-3.20
+7.7	Ambarella	37.67	+.68
+.9	Ameren	65.81	+1.43
+70.1	AmeriHld n	.30	+.05
+3.6	AFMulti	5.82	+.05
+10.5	AMovilL	15.75	...
-.2	AmAirlines	32.04	-1.38
-.8	AEagleOut	19.17	-.61
...	AEP	74.72	+1.35
+3.1	AmExp	98.26	-.57
+5.1	AmIntlGrp	41.42	+.26
-2.4	AmStsWtr	65.41	+.75
...	AmWtrWks	90.76	+1.77
+16.7	Amerigas	29.53	+.28
+8.7	Ameriprise	113.44	+.34
+2.2	AmeriBrgn	76.00	-.32
+4.3	Ametek	70.60	+1.20
+4.1	Amgen	202.68	+2.31
+1.0	Amphenol	81.82	+1.34
+10.2	Anadarko	48.33	+.42
...	Andeavor	153.50	...
-.3	AnglogldA	12.51	-.42
+7.5	ABInBev	70.76	+.52
-.5	Annaly	9.77	-.07
+13.5	AnteroRes	10.66	+.15
-3.9	Anthem	252.27	+.92
+7.4	Anworth	4.34	-.06
+17.9	Apache	30.96	+.10
+15.6	Aphria n	6.58	-.21
-2.5	Apple Inc	153.80	+.49
+6.2	ApldMatl	34.76	+.46
+5.4	ApldOptoel	16.27	+.15
-.8	AquaAm	33.93	+.79
+6.8	Aramark	30.93	+.66
+14.4	ArcBest	39.18	+.10
+5.9	ArchDan	43.37	+.30
+16.3	Arconic	19.61	+.09
+4.6	AresCap	16.29	+.07
...	AresMgmt	22.12	...
+3.4	AristaNetw	217.96	+1.01
+24.6	ArrayBio	17.75	+.46
+.2	ArrisIntl	30.63	+.04
+5.2	ArrowEl	72.53	+1.61
+4.1	Ashland	73.89	+.43
+.7	AstraZen s	38.26	+.46
+15.6	AtHomGr n	21.57	-.37
-.3	ATMOS	92.42	+1.72
+19.8	**AuroraC n**	**5.94**	**+.49**
+1.0	AutoData	132.46	+1.04
+4.2	AveryD	93.62	+1.89
+13.7	AvisBudg	25.57	+.51
-1.7	Avista	41.76	+.15
+19.7	Avon	1.82	+.04
+162.8	AxsomeT n	7.41	-.14
-.9	B&G Foods	28.66	-.98
-2.1	B2gold g	2.86	-.06
+5.9	BB&T Cp	45.86	-.29
+5.3	BCE g	41.61	+.50
+19.3	BGC Ptrs	6.17	+.17
-.9	BHPBil plc	41.51	+.13
+7.3	BP PLC	40.70	+.34
+22.2	BP Pru	26.44	+.48
+6.1	Baidu	168.35	+1.71
+8.6	BakHuGE n	23.35	+.18
+3.4	Balchem	80.98	+1.39
+3.6	BallCorp s	47.65	+.56
+32.6	BallardPw	3.17	-.03
+4.4	BkofAm	25.73	-.03
+6.9	BkMont g	69.83	+.40
+.8	BkNYMel	47.47	-.29
+7.8	BkNova g	53.77	+.41
-10.3	**BarnesNob**	**6.36**	**-1.19**
+22.0	BauschHl	22.53	-.80
+2.3	Baxter s	67.31	+.19
+26.3	BeazerHm	11.97	-.11
+1.8	BectDck	229.45	+2.00
+26.2	**BedBath**	**14.29**	**+2.03**
+2.0	Bemis	46.80	+.06
-3.7	BerkH B	196.58	+.21
+7.4	BestBuy	56.87	-.96
+5.6	BigLots	30.55	-.10
+10.2	**Biocryst**	**8.89**	**+.49**
+10.1	Biogen	331.19	+4.56
+14.8	BioPhrmX	.12	-.01
+1.8	BlkHillsCp	63.88	+1.34
+5.8	BlackBerry	7.52	+.05
+6.3	BlkHlthSci	38.76	-.69
+7.8	BlkMuniast	13.87	+.07
+6.4	Blackstone	31.73	-.01
+.9	BlockHR	25.60	-.08
+2.9	BlueAprn n	1.05	+.02
+9.3	Boeing	352.61	+8.78
-2.6	BookingHl	1677.33	+27.84
+13.1	BorgWarn	39.29	+.59
-1.2	BostBeer	238.03	+4.58
+1.7	BostonSci	35.95	+.07
+25.5	BoydGm	26.08	+.47
+8.5	BrigStrat	14.19	+.31
+12.3	Brinker	49.37	-1.67
-8.2	BrMySq	47.72	+.54
+1.0	BritATob s	32.17	+.38
+6.6	BrixmorP	15.66	+.02
-1.9	BroadcInc	249.52	+3.24
+14.9	Brookdale	7.70	+.13
+8.1	BrkfInfra s	37.33	+.23
+5.6	Brunswick	49.04	+.03
+10.1	Buckeye	31.92	-.60
+15.1	CBL Asc	2.21	-.03
+9.4	CBS B	47.85	+.05
+.3	CMS Eng	49.82	+.96
+6.5	CNH Indl	9.81	+.17
+4.1	CSX	64.69	+.71
+8.1	CVR Rfng	11.28	+.14
...	CVS Health	65.55	-.49
+7.9	CabotO&G	24.12	+.27
+17.7	CaesarsEnt	7.99	+.21
-.9	Cal-Maine	41.94	+.08
+10.6	CalaCvHi	10.40	+.03
+8.1	CalAmp	14.07	-.06
-3.5	CalifWtr	45.97	+.03
+32.2	CallonPet	8.58	+.03
+56.6	CalumetSp	3.46	-.29
+.5	CamdenPT	88.49	+1.07
+4.5	CampSp	34.48	+.30
+9.6	CdaGoose n	47.93	-1.31
+7.2	CIBC g	79.88	+.27
+8.4	CdnNR gs	80.30	+.84
+11.5	CdnNRs gs	26.91	+.34
+23.1	CancrGen h	.30	-.05
+39.7	**CanopyGr n**	**37.55**	**+3.95**
+5.8	CapOne	79.95	-.62
+12.2	CapSenL	7.63	-.11
+6.6	CapsteadM	7.11	+.04
+26.0	CpstnTur rs	.76	+.00
+6.7	CardnlHlth	47.59	+1.01
+7.0	CareTrust	19.75	+.37
+3.0	CarMax	64.61	-1.03
+6.1	Carnival	52.29	+.30
+17.6	CarpTech	41.86	+1.20
+12.0	Carrizo	12.64	-.29
+4.6	Caterpillar	132.96	+2.69
+13.2	CedarF	53.53	+.51
+35.7	Celgene	86.95	-.56
+16.6	CenovusE	8.20	+.10
+19.9	CntRsDvA	13.21	-.01
+4.5	CenterPnt	29.51	+.53
+5.6	CntryLink	16.00	-.17
+10.7	ChemFinl	40.52	+.03
+19.0	Chemours n	33.59	+.71
+30.0	ChesEng	2.73	-.03
+4.3	Chevron	113.45	+.18
+5.5	**Chicos**	**5.93**	**-.50**
+7.2	ChinaSoAir	32.56	+.42
+18.0	Chipotle	509.62	+11.14
+1.9	ChurchDwt s	67.03	+1.21
-.2	CinnFin	77.30	+1.06
+4.2	Cirrus	34.59	+.64
-.2	Cisco	43.24	-.08
+8.4	Citigroup	56.44	+.06
+8.4	CitizFincl	32.24	-.19
+3.3	CitrixSy s	105.85	+1.03
+19.8	CleanEngy	2.06	-.01
-4.7	ClearwEn C	16.44	+.36
+13.9	ClevCliffs	8.76	-.05
-.7	Clorox	153.11	+2.17
-6.0	CloudPeak	.34	-.05
+7.8	Cloudera n	11.92	+.33
+38.1	ClovisOnc	24.80	+.99
-.6	CocaCola	47.07	+.50
+2.1	CognizTch	64.81	+.55
+6.8	CohStQIR	11.06	+.07
+7.5	CohStSelPf	25.55	+.10
+4.7	Colfax	21.89	+.73
+3.9	ColgPalm	61.82	+.52
+5.2	Comcast s	35.82	-.24
+6.4	Comerica	73.08	-.14
+12.0	CmpTask	4.57	-.02
+3.0	Comtech	25.08	+.06
+.5	ConAgra	21.47	+.09
-3.3	ConnWtrSv	64.66	-1.77
+9.0	ConocoPhil	67.94	+1.49
+13.6	ConsolCom	11.22	+.02
+.1	ConEd	76.55	+1.25
-.6	**ConstellA**	**159.93**	**+8.99**
+17.1	ContlRescs	47.07	-.13
+2.7	CooperTire	33.19	+.60
+5.5	CorOnDem	53.18	+.63
+.5	Corning	30.35	+.67
+11.3	CorpOffP	23.40	+.35
+3.4	Costco	210.64	+.74
+9.6	Coty	7.19	-.17
+7.6	CousPrp	8.50	+.14
+4.7	CrackerB	167.38	+2.66
+12.1	CrestEq rs	31.30	-.41
+19.7	Crocs	31.10	-.27
+25.7	CronosGp n	13.06	+.08
+9.9	CrownHold	45.69	+.58
+4.3	Cummins	139.33	+1.86
+9.5	CybrOpt	19.30	+.30
+3.5	CypSemi	13.17	+.02
	D-E-F		
+5.5	DNP Selct	10.97	+.02
+12.8	DR Horton	39.11	-.47
+1.3	DTE	111.70	+1.63
+5.9	Darden	105.78	+.91
+24.1	DeanFoods	4.73	-.07
+6.7	Deere	159.12	+4.79
-7.5	Dell C n	45.19	-1.75
-2.3	DeltaAir	48.73	+.26
+33.9	DenburyR	2.29	+.06
+3.1	Dermira	7.41	-.01
+5.6	DeutschBk	8.61	+.05
+16.6	DevonE	26.29	+.46
-1.4	Diageo	139.83	+1.45
+22.9	DiamOffsh	11.60	+.07
+6.4	DiamRk	9.66	+.06
+69.2	DianaCnt rs	1.10	+.31
+7.9	DianaShip	3.43	-.07
+49.4	Diebold	3.72	-.03
+14.6	DigiIntl	11.56	+.02
-1.4	DigitalRlt	105.08	+3.25
+7.8	Dillards	65.02	-3.00
+6.0	Discover	62.49	+.36
+8.4	DiscIncA	26.81	-.47
+14.7	DishNetw h	28.64	+.38
+2.9	Disney	112.80	+.13
+9.9	DocuSign n	44.03	+1.36
+7.8	DollarGen	116.52	+1.02
+6.7	DollarTree	96.41	-.76
+.6	DomEngy	71.90	-.32
-.7	Dominos	246.19	-.40
+19.4	**Domtar g**	**41.96**	**+4.52**
+5.7	Donaldson	45.86	+.92
+4.1	DowDuPnt	55.68	+.06
+4.9	DryStrt	7.54	+.01
+1.1	DufPUC	8.31	-.01
-1.2	DukeEngy	85.27	+.46
+4.8	DukeRlty	27.15	+.53
+9.5	Dunkin	70.20	+.05
+8.9	eBay s	30.57	+.28
+13.7	EOG Rescs	99.12	-.07
+4.8	EQT Corp	19.79	-.17
+18.6	ETF M AlH	29.59	+.60
+2.2	Eaton	70.19	+1.13
+10.8	EV EEq2	16.25	+.22
+5.4	EVTxMGlo	7.86	+.04
-3.8	EclipseRs	1.01	+.08
+1.5	Ecolab	149.63	+.92
+4.5	EdisonInt	59.34	+.94
+1.3	EdwLfSci s	155.11	+.76
+15.3	ElectArts	91.01	+2.10
+.2	EliLilly	115.94	-1.27
+7.6	EllieMae	67.59	+1.33
+4.2	ElmiraSB	18.18	+.18
+77.3	EmergeES	2.73	+.40
+3.9	EmersonEl	62.11	+.71
...	EnbrdgEPt	10.43	...
+11.6	Enbridge	34.70	+.22
+14.5	EnCana g	6.62	+.13
+14.3	EgyTrnsfr	15.10	-.01
+16.1	Enerpls g	9.01	+.11
+20.8	EnLinkLLC	11.46	-.59
+5.3	Ennis Inc	20.27	-.07
+27.0	ENSCO	4.52	+.04
+.7	Entergy	86.63	+1.18
+10.2	EntProdPt	27.09	-.09
-3.7	EsteeLdr	125.30	-2.53
+7.9	Etsy n	51.34	-1.43
+.2	Evergy	56.86	+.80
+1.6	EversrceE	66.05	+1.30
+40.4	EvineLive	.56	+.08
+23.7	ExactSci h	78.05	+.25
+2.5	ExantasCap	10.27	-.02
+22.4	Exelixis	24.07	+.40
+1.5	Exelon	45.79	+.77
+1.4	Expedia h	114.20	-.42
+.4	**Express**	**5.13**	**-.47**
+13.5	ExtrOilGs n	4.87	+.15
+5.7	ExxonMbl	72.05	-.37
+8.3	FNBCp PA	10.66	-.05
+10.0	Facebook	144.20	-.03
+4.2	Fastenal	54.48	+.59
+5.4	FedExCp	170.12	-.47
-2.8	FedNatHld	19.36	-.01
+4.8	FedRlty	123.70	+1.74
+11.4	Ferrari n	110.79	-.40
+133.6	Ferrellgs	1.25	...
+59.7	Ferrogl n	2.54	+.35
+10.7	FiatChrys	16.01	+.24
+8.2	FidlNatFn	34.01	+1.08
+10.4	FidusInvst	12.90	+.03
+5.9	FifthThird	24.92	-.13
+4.3	FireEye	16.91	+.12
+3.8	FstData n	17.55	-.20
+7.8	FstHorizon	14.19	-.03
+12.4	FstSolar	47.74	+.78
+2.7	FirstEngy	38.58	+.63
+4.0	FlrtyTotR	17.90	+.12
+4.9	Flex Ltd	7.98	-.04
+3.4	FlowrsFds	19.10	+.34
+12.2	Fluor	36.12	+.32
+4.7	FootLockr	55.72	-.60
+13.3	FordM	8.67	-.05
+12.1	FBHmSec	42.58	+.42
+9.2	**Fossil Grp**	**17.17**	**-1.86**
+2.7	FrankRes	30.47	+.15
+11.6	FrptMcM	11.51	...
	G-H-I		
+28.7	GW Pharm	125.34	+5.80
+5.9	GabDvInc	19.38	+.08
+10.8	GabMultT	7.82	-.08
+6.4	GabUtil	6.32	-.01
+26.5	GameStop	15.96	-.02
+6.0	Gam&Lsr n	34.25	+.18
-2.0	Gap	25.25	-.81
+4.3	Garmin	66.05	+.37
+4.9	GAInv	29.83	+.04
+3.3	GenDynam	162.43	+1.53
+18.1	**GenElec**	**8.94**	**+.44**
+6.4	GenMills	41.42	+1.00
+3.8	GenMotors	34.73	-.45
+15.0	GenesisEn	21.24	-.62
+8.7	Gentex	21.97	+.41
+1.1	GenuPrt	97.06	+.85
+8.8	GileadSci	68.04	+.10
+3.0	GlaxoSKln	39.36	+.16
-1.0	GlobusMed	42.86	+.18
-2.6	GoDaddy n	63.92	+.42
-1.6	Goldcrp g	9.64	-.10
+5.4	GoldmanS	176.00	-.47
+5.4	Goodyear	21.52	-.03
+15.3	GoPro	4.89	-.03
...	GovPrpIT rs	27.48	...
+4.5	vjGrace	67.81	+1.12
+6.6	GraphPkg	11.34	+.28
+6.5	Greif A	39.51	+.76
-2.7	**Griffin**	**31.05**	**-1.99**
+11.6	Groupon	3.57	...
+3.4	GuangRy	19.32	-.02
+23.4	GulfportE	8.08	+.13
+21.0	H&E Eqp	24.71	-.11
+3.4	HCP Inc	28.87	+.36
+1.8	HD Supply	38.19	+.04
+4.9	HP Inc	21.47	+.26
+1.0	HSBC	41.53	+.09
+13.0	HainCels lf	17.92	+.02
+16.5	HalconRs n	1.98	-.02
+16.1	Hallibrtn	30.87	+.87
+8.7	Hanesbds s	13.62	-.20
-5.4	HanoverIns	110.44	+1.14
+7.3	HarleyD	36.60	+.12
+2.5	Harmonic	4.84	-.18
+.2	HarrisCorp	134.89	+1.53
+9.2	Harsco	21.69	-.04
-.5	HartfdFn	44.22	+.45
-1.7	HawaiiEl	36.00	+.28
+5.0	HlthCSvc	42.18	-.21
+18.2	HeclaM	2.79	-.14
+6.3	HeliosM rs	.02	-.00
+1.2	HSchein s	79.48	+3.09
-3.1	Herbalif s	57.15	-.95
-.6	Hersha rs	17.44	-.01
-.4	Hershey	106.80	+1.11
+14.7	HertzGl	15.65	+.23
+28.3	Hess	51.95	+1.79
+7.0	HP Ent n	14.13	+.07
+6.6	HilltopH	19.01	-.19
+15.7	HimaxTch	3.97	+.01
+98.9	Histogen h	.18	-.01
+4.3	HollyFront	53.32	+.37
+4.2	HomeDp	179.06	-.67
+9.2	Honda	28.88	+.18
+4.3	HonwllIntl	137.75	+2.03
+1.3	Hormel s	43.25	+.60
+9.1	HospPT	26.05	+.46
+6.1	HostHotls	17.68	+.22
+3.2	HuanPwr	25.81	-.01
+4.4	Hubbell	103.69	+1.36
-4.0	Humana	275.02	-1.23
+5.4	HuntBncsh	12.56	-.09
+1.2	HuntgtnIng	192.53	+.23
+.5	IAMGld g	3.70	-.13
+3.6	IdexxLab s	192.72	+.50
+6.2	ING	11.32	-.01
+22.1	**IQIYI n**	**18.16**	**+.87**
+3.5	iShSelDiv	92.45	+.51
+12.9	iShNsdBio s	108.90	+1.40
+1.7	iShCorHiDv	85.85	+.19
+2.9	iShUSPfd	35.22	+.11
+2.5	Idacorp	95.36	+1.70
+3.7	ITW	131.44	+1.45
+14.0	ImunoGn	5.47	+.01
+24.5	Imunmd	17.77	+.53
+7.4	IndBkMI	22.57	-.04
+4.4	IngerRd	95.27	+.87
+6.0	Ingredion	96.88	+1.18
+34.8	Inpixon rs	4.30	+1.02
+3.5	Intel	48.56	+.55
+12.1	InterceptP	112.98	-.07
-3.4	IntcntlExc s	72.78	+.34
+7.1	IBM	121.79	+1.10
+9.9	IntlGmeT n	16.08	-.26
+11.0	IntPap	44.81	+2.10
+7.9	Interpublic	22.25	+.06
-.5	Intersectns	3.67	...
+8.2	IntSurg s	518.07	+.96
+4.8	Invesco	17.55	+.23
+1.2	InvitHm n	20.33	+.27
+6.1	IonisPhm	57.34	+.13
+7.1	IronMtn	34.71	+.29
	J-K-L		
+2.8	JPMorgCh	100.39	-.01
+3.9	JacobsEng	60.75	+.60
+41.5	JkksPac	2.08	-.01
+6.8	JetBlue	17.15	-.08
+.5	JohnJn	129.71	+.78
+7.5	JohnContl n	31.88	-.09
+9.9	KB Home	21.00	-.98
+15.3	KBR Inc	17.50	-.13
+7.6	KKR	21.12	-.36
+4.7	KLA Tnc	93.71	+.23
+7.4	KC Southn	102.47	+1.17
+2.2	Kellogg	58.29	+.34
+6.9	Keycorp	15.80	-.05
+8.3	Keysight	67.26	+.19
+2.4	KimbClk	116.66	+2.65
+7.8	Kimco	15.80	+.06
+12.9	KindMorg	17.36	+.10
-2.5	Kinross g	3.16	-.06
+.3	Kohls	66.54	-3.36
+5.9	KraftHnz n	45.60	+.47
+2.5	KratosDef	14.44	+.04
+3.6	Kroger s	28.48	+.43
+5.1	Kulicke	21.31	+.30
+5.1	L Brands	26.99	-1.24
-.3	L-3 Tch	173.20	+2.27
+10.4	LKQ Corp	26.19	+.41
+3.3	LTC Prp	43.07	+.28
-5.0	LambWst n	69.86	+.14
+5.2	Landstar	100.62	-.26
+15.5	LaredoPet	4.18	-.01
+9.0	LVSands	56.73	-.19
+6.9	LeggPlat	38.31	+.41
+15.4	LennarA	45.17	-1.12
+5.8	LbtyASE	5.69	+.05
-4.1	LibtyGlobC	19.79	-.55
+4.0	LibtProp	43.57	+.61
+4.9	LincElec	82.69	+.81
+3.7	Linde	161.85	+3.39
+6.0	LockhdM	277.50	+6.96
+3.9	Lowes	95.98	-1.05
+66.0	LoxoOncol	232.53	+.13
+8.2	lululemn gs	131.61	-4.39
	M-N-O		
+5.1	M&T Bk	150.44	-1.91
+4.7	MBIA	9.34	...
+9.2	MDC	30.69	-.24
+2.1	MDU Res	24.33	+.28
+15.4	MGM Rsts	28.00	+.39
+8.9	MVC Cap	8.94	-.03
+10.7	Macquarie	40.47	+.41
-12.3	**Macys**	**26.11**	**-5.61**
+10.1	Magna g s	50.05	+1.03
-6.1	MagneG rs	.23	-.01
+9.6	Manulife g	15.55	-.07
+14.0	MarathnO	16.35	+.28
+7.8	MarathPt s	63.63	-.59
+1.4	MAR	110.05	+.85
+13.3	MartinMid	11.65	-.16
+5.7	MarvellTch	17.11	+.02
+12.2	Masco	32.81	+.19
+4.4	MasterCrd	196.95	+1.18
+19.1	Mattel	11.90	+.27
+7.0	MatthInt	43.45	+.36
+1.7	MaximIntg	51.72	+.55
+.3	McClatch rs	7.67	+.17
+1.2	McCorm	140.88	+.59
+29.5	McDerl rs	8.47	+.23
+2.2	McDnlds	181.55	+1.26
+10.5	McKesson	122.04	+3.78
+2.7	MedProp	16.52	+.02
+5.6	MedleyCap	2.81	+.12
-6.7	Medtrnic	84.84	+.54
-2.5	Merck	74.48	-.93
+.2	MercGn	51.82	+.55
+7.7	Meredith	55.93	+.11
+9.0	Meritor	18.44	+.32
+5.6	MetLife	43.37	-.13
+6.5	Microchp	76.62	+.77
+13.2	MicronT	35.91	+.47
+2.0	Microsoft	103.60	-.67
+22.2	Microvisn	.74	+.03
+7.6	Middleby	110.57	+.94
+4.7	MdsxWatr	55.87	+.63
+16.4	MHowHiInc	11.09	-.05
+7.4	MitsuUFJ	5.23	+.08
+11.9	MolsCoorB	62.86	+1.86
+5.8	Mondelez	42.34	+.41
-10.2	**MngDB A n**	**75.20**	**-11.42**
+8.2	MonstrBv s	53.26	-.07
+4.5	Moog A	81.00	-.26
+5.1	MorgStan	41.66	-.08
+2.2	MotrlaSolu	117.56	+1.40
+17.9	MurphO	27.58	...
+6.2	Mylan NV	29.11	+.17
+11.9	NCR Corp	25.83	+.38
+2.0	NRG Egy	40.41	+.86
+9.2	NXP Semi	80.03	+.09
+48.5	Nabors	2.97	+.01
+6.0	NatFuGas	54.27	+.73
+6.9	NatGrid	51.30	+.74
+3.3	NtHlthInv	78.01	+.31
+11.9	NOilVarco	28.76	+.39
+2.0	NatPresto	119.25	+1.16
+26.2	NektarTh	41.47	+.29
+3.5	Neogen s	59.00	+2.25
+21.2	NeoGenom	15.28	+.31
+21.3	Netflix s	324.66	+4.70
+16.2	NewAgeB n	6.04	-.06
+46.6	NwGold g	1.11	-.11
-1.1	NJ Rscs s	45.18	+.84
+12.1	NewMedia	12.97	+.04
+13.1	NewOriEd	61.99	-.99
+10.7	NewResid	15.73	+.09
+8.0	NY CmtyB	10.16	+.06
+4.1	NYMtgTr	6.13	+.03
+10.5	NewellRub	20.55	+.82
+18.2	NewfldExp	17.33	+.36
+.5	NewmtM	34.82	+.45
+.9	NextEraEn	175.39	+2.60
+5.2	NiSource s	26.67	+.53
+3.1	NikeB s	76.42	-.17
+33.2	NobleCorp	3.49	+.08
+19.2	NobleEngy	22.37	+.14
+5.5	NokiaCp	6.14	-.07
+5.0	NordicAm	2.10	-.06
+1.5	Nordstrm	47.30	-1.99
+7.9	NorflkSo	161.41	+2.40
+19.5	NthnO&G	2.70	-.05
+5.2	NorthropG	257.66	+5.51
+3.2	NwstBcsh	17.49	-.01
+2.7	Novartis	88.11	+1.15
+21.2	Novavax	2.23	-.04
+5.4	NovoNord	48.54	-.33
+.6	NuSkin	61.67	+.20
+14.1	NuanceCm	15.09	+.41
+9.0	Nucor	56.49	+.57
+3.7	NuvDivA	13.01	+.14
+3.1	Nv AMT-Fr	15.23	...
+7.7	NvPfdInco	8.98	+.05
+4.6	NuvEqtP	12.63	+.03
+8.8	Nvidia	145.23	+2.65
+.3	NxStageMd	28.72	+.01
+2.3	OGE Engy	40.11	+.64
+6.4	OaktrSpL	4.50	+.01
+7.0	OaktStInco	8.29	+.08
+19.2	OasisPet	6.59	+.01
+7.8	OcciPet	66.19	+.41
+2.0	OceanFst	22.97	-.11
+14.7	OfficeDpt	2.96	+.05
+3.6	OldNBcp	15.95	-.13
+2.9	OldRepub	21.16	+.24
+12.8	Olin	22.68	+.44
+4.8	OmegaHlt	36.84	+.37
+8.4	OnSmcnd	17.89	+.08
+11.3	ONEOK	60.04	+.31
+24.6	OpkoHlth	3.75	+.10
+5.9	Oracle	47.82	+.04
+2.8	Orbotch	58.11	+.42
+12.9	Organovo	1.08	-.02
-2.5	OrthoMed	51.18	+.87
+11.5	OshkoshCp	68.38	+2.18
-2.7	OtterTail	48.32	+.70
+13.9	OwensMin	7.21	+.17
	P-Q-R		
-25.2	PG&E Cp	17.76	-.07
+5.9	PGT Inc	16.78	-.08
+2.3	PNC	119.58	-1.23
+1.7	PNM Res	41.80	+.95
+5.0	POSCO	57.71	+.38
+.4	PPG s	102.65	+1.15
+4.4	PPL Corp	29.57	+.28
+3.5	Paccar	59.16	+.53
+4.1	PaloAltNet	196.00	+2.89
+6.6	Pandora	8.62	+.05
+5.9	ParkerHan	157.96	+1.71
+19.0	ParsleyEn	19.01	-.18
+23.4	PattUTI	12.77	+.09
+3.5	Paychex	67.41	+1.10
+7.9	PayPal n	90.70	+1.15
+11.4	Pembina g	33.04	-.11
+30.4	PnnNtGm	24.56	+.74
+9.1	PennantPk	6.95	+.04
+23.1	Penney	1.28	-.06
+11.9	Penske	45.12	-.30
+7.1	Pentair	40.47	+.23
+4.9	PeopUtdF	15.13	+.05
-2.1	PepsiCo	108.15	+.66
+5.1	PerkElm	82.56	+1.77
+13.3	Perrigo	43.90	-.30
-3.1	Pfizer	42.31	-1.03
+2.1	PhilipMor	68.15	+.24
+1.0	PhilipsNV	35.47	...
+7.9	Phillips66	92.94	+.95
+152.6	Pier 1	.77	+.03
+3.6	PimIncStr2	9.87	-.05
+17.6	Pinduodou n	26.38	+.84
+1.0	PinWst	86.07	+1.41
+10.4	PioNtrl	145.24	-.57
+16.8	PitnyBw	6.90	+.18
+18.6	PlainsAAP	23.76	-.30
+9.9	Polaris	84.25	+.40
+8.4	PolyOne	31.01	+.22
+52.6	Precipio n	.24	+.07
-13.6	**Pretium g**	**7.30**	**-.53**
+4.0	PrinFncl	45.92	+.32
+.8	ProAssur	40.88	+.16
-.8	ProctGam	91.17	+.22
+6.0	ProspctCap	6.69	-.02
+7.1	Prudentl	87.31	+.43
-.1	PSEG	52.00	+.71
-.7	PubStrg	200.92	+2.74
+10.1	PulteGrp	28.61	-.34
+7.8	PureStrg n	17.33	-.10
+5.2	PMMI	7.07	+.05
+4.1	PPrIT	4.88	-.01
+51.7	QEP Res	8.54	+.03
+1.9	Qorvo	61.86	+1.41
-.2	Qualcom	56.80	+.19
+19.3	Qudian n	5.12	+.08
+1.8	QstDiag	84.73	+.29
+49.6	**Qutoutiao n**	**9.50**	**+.55**
+3.3	RLauren	106.86	-2.60
+19.5	RangeRs	11.44	-.16
+4.1	RavenInds	37.67	+.44
+3.3	RJamesFn	76.54	-.17
+5.6	Rayonier	29.23	+.52
+4.1	Raytheon	159.58	+1.65
+3.1	RealGSol h	.54	+.02
+1.4	RltyInco	63.93	+.99
+4.3	RedwdTr	15.72	...
+9.3	Regenrn	408.06	+8.48
+9.9	RegionsFn	14.71	+.01
+7.0	RelStlAl	76.15	+.67
+4.7	Replgn	55.20	+.44
+5.9	RestBrnds	55.40	+.63
+5.2	RetailOpp	16.71	...
+7.9	Rexnord	24.76	+.40
...	RigelPh	2.30	-.09
+12.4	RiteAid	.80	-.02
+1.9	RockwlAut	153.31	-.97
+12.7	Rogers	111.63	+5.07
+31.1	Roku n	40.16	-1.94
+3.2	Roper	275.18	+3.53
+9.1	RossStrs s	90.73	+.39
+26.8	Rowan	10.64	+.03
+6.5	RoyalBk g	72.95	+.51
+7.3	RylCarb	104.90	+.54
+4.7	RoyDShllB	62.78	+.42
+5.1	RoyDShllA	61.24	+.28
+14.5	Ryder	55.11	+.57
	S-T-U		
+4.7	S&T Bcp	39.60	-.13
...	SCANA	47.78	...
+10.2	SLGreen	87.14	+.91
+25.6	SM Energy	19.44	+.66
+11.5	SRC Eng	5.24	-.04
+11.4	SabnR	41.54	+.15
+143.3	SAExplr rs	4.55	+.83
+2.4	Saia Inc	57.14	...
+7.0	StJoe	14.09	+.01
+7.4	Salesforce	147.04	+1.05
+4.8	SallyBty	17.87	-.15
+.6	SJuanB	4.83	-.04
-4.3	SangTher	10.99	...
-1.3	Sanofi	42.83	+.08
+15.4	Schlmbrg	41.65	+.41
+5.2	Schwab	43.71	-.12
+14.2	ScorpioTk	2.01	-.01
+5.2	SeagateT	40.60	+.46
+20.1	Seaspan	9.40	-.03
+23.3	SemGroup	16.99	+.19
+5.8	SempraEn	114.43	+2.01
+8.4	SenHous	12.71	+.01
+1.5	Sherwin	399.55	+1.41
+9.0	ShipFin	11.48	-.20
+3.2	SimonProp	173.35	-.07
+6.3	SiriusXM	6.07	+.01
+2.3	SkywksSol	68.59	+.90
-1.4	SmartFn rs	18.01	+.51
+8.5	Smucker	101.48	+1.80
+12.9	SnapInc A n	6.22	-.06
+10.2	SnapOn	160.11	+2.35
+4.4	SolarCap	20.03	+.37
+1.5	SonocoP	53.93	+1.00
+1.7	SonyCp	49.10	-.83
+3.5	SourcC	33.70	...
+4.9	SoJerInd s	29.16	+.34
+5.5	SouthnCo	46.34	+.85
+5.4	SwstAirl	48.99	-.09
+26.1	SwstnEngy	4.30	-.07
+7.9	Sprint	6.28	+.02
+17.8	Square n	66.10	+.17
+10.3	StanBlkDk	132.03	+.98
+2.8	StarGas	9.60	+.06
-.3	Starbucks s	64.19	+.31
+5.5	StateStr	66.51	-.27
+11.2	StlDynam	33.40	+.30
+16.8	SteinMart s	1.25	+.01
+3.9	SterlingBc	17.15	-.11
+2.9	Stryker	161.34	+1.54
+11.5	SubPpne	21.48	-.02
+1.0	SunCmts	102.74	+2.12
+7.7	SunHydrl	35.75	+.51
+9.7	Suncor g	30.68	-.02
+9.8	SunTrst	55.37	-.09
+20.9	SupEnrgy	4.05	-.24
+3.7	SupGpCos s	18.31	-.01
+6.2	Symantec	20.07	+.14
+9.8	Synchrony	25.75	-.24
+101.8	SynrgyPh	.23	+.00
+8.7	SynovusFn	34.78	+.33
+1.0	Sysco	63.26	+.78
+6.8	T-MobileUS	67.96	+.24
+2.7	TC PpLn	32.99	-.81
+5.3	TJX	47.09	-.18
+3.0	TahoeRes	3.76	-.09
+13.7	TakedaPh n	19.13	-.08
+11.1	TandmD rs	42.20	+1.56
+7.0	Tapestry	36.11	-.89
+18.9	TargaRes	42.83	-.96
+3.3	Target	68.29	-2.00
+9.5	Taubmn	49.82	...
+9.2	TechData h	89.37	+1.13
+15.8	Technip	22.68	-.24
+5.8	TeckRes g	22.80	-.09
+12.1	Teladoc n	55.55	+.48
+14.5	Tenneco	31.36	+.18
+4.4	Teradata	40.04	+.05
+3.7	Tesla Inc	344.97	+6.44
+3.4	TexInst	97.72	+1.48
+7.8	TexRdhse	64.33	+1.23
+20.5	Textainer	12.00	+.09
+4.2	Textron	47.92	+.64
+31.8	**TherapMD**	**5.02**	**+.56**
+6.7	ThermoFis	238.86	+2.47
+9.6	3D Sys	11.15	+.02
+1.6	3M Co	193.60	+1.30
+5.5	Tiffany	84.96	-1.52
+14.0	Tilray n	80.40	+.70
+10.8	Timken	41.36	+1.04
+7.1	Torchmark	79.82	+.11
+4.5	TorDBk gs	51.95	+.37
+5.3	Total SA	54.96	-.42
+7.2	Toyota	124.49	+1.57
+1.5	TractSupp	84.67	+.05
+23.5	Transocn	8.57	+.03
+.4	Travelers	120.27	+1.59
+4.1	TriContl	24.48	-.03
+.2	TriCntl pf	52.58	+.13
+3.4	TriNetGrp	43.39	-.14
+5.9	Trinity	21.80	+.04
+6.1	TrueBlue	23.61	-.14
+7.3	TrstNY	7.36	+.03
+15.2	Tuppwre	36.38	+.28
-4.2	TurqHillRs	1.58	-.01
+1.5	21stCFoxA	48.85	+.07
+1.4	21stCFoxB	48.47	...
+15.1	Twitter	33.09	+.84
+6.6	2U	53.02	-.65
+1.0	UDR	40.01	+.90
+3.1	UGI Corp	55.03	+1.01
+11.3	UltraClean	9.43	+.04
+8.7	UndrArm s	19.20	-.02
-3.7	UniFirst	137.83	-.60
-.8	UnilevNV	53.37	+.22
+11.9	UnionPac	154.66	+4.30
+22.7	Unit	17.52	+.01
-2.8	UtdContl	81.37	-2.39
+1.4	UPS B	98.91	+.99
+15.8	UtdRentals	118.78	+.31
+3.5	US Bancrp	47.31	-.10
+15.1	USSteel	20.99	+.15
+3.7	UtdTech	110.41	+1.09
-1.7	UtdhlthGp	244.87	+1.23
+16.7	UnitGrp	18.17	+.14
+.4	UnvslCp	54.37	-.66
+9.6	UnumGrp	32.20	-.10
+7.2	UraniumEn	1.34	...
-1.9	UrbanOut	32.56	-1.15
-22.8	Uxin Ltd n	3.75	+.20
	V-W-X-Y-Z		
+3.2	VF Corp	73.64	-1.13
+6.9	VICI Pr n	20.07	+.20
+3.3	ValeroE	77.42	+.13
+10.4	VlyNBcp	9.80	-.07
+2.5	VangDivAp	100.39	+.70
...	VangTotW	78.12	...
-.2	Vectren	71.82	+.01
+1.2	Ventas	59.29	+1.07
+5.6	Vereit	7.55	+.05
+6.4	Verisign	157.76	+2.12
+30.3	Veritone n	4.95	+.44
+2.5	VerizonCm	57.60	+.55
+14.1	ViacomB	29.33	+.33
+4.2	ViadCorp	52.18	-.15
+3.8	Viavi	10.43	+.23
-15.3	Vical rs	1.00	-.12
+5.1	Visa s	138.67	+.26
+3.6	VishayInt	18.65	+.84
+5.3	VistraEn n	24.11	+.80
+8.6	VMware	148.88	-1.46
+1.6	Vodafone	19.58	+.07
+4.3	VulcanM	103.03	-.39
-6.7	**WD 40**	**171.04**	**-12.74**
+.3	WEC Engy	69.45	+1.21
+5.8	WP Carey	69.11	+.82
+16.1	WPX Engy	13.18	+.12
+1.9	WalMart	94.96	+.07
+6.1	WalgBoots	72.48	+.25
+.5	WarrMet n	24.24	+.12
+5.7	WREIT	24.32	+.26
+4.7	WsteMInc	93.19	+1.32
+4.4	Waters	196.97	+2.04
-2.0	WeathfIntl	.55	-.00
+2.8	WebsterFn	50.69	+.05
-9.0	WtWatch	35.08	-.94
+7.2	WeinRlt	26.59	+.30
+3.6	WellsFargo	47.75	-.05
+2.6	Welltower	71.24	+1.56
+5.4	Wendys Co	16.46	+.07
+2.6	WAstInfSc	10.87	+.02
+7.7	WDigital	39.81	+.02
+2.1	WstnUnion	17.41	+.09
+5.5	WestpacBk	18.43	-.05
+6.7	WestRck	40.29	+1.29
+11.2	Weyerhsr	24.30	+.60
+14.6	Whrlpl	122.51	+1.02
+26.4	WhitngPet rs	28.67	+.04
+14.1	WmsCos	25.15	...
+5.9	WT MCD s	33.49	+.12
+2.8	Woodward	76.38	+.37
+14.4	WorldFuel	24.50	+.44
+5.5	WldW Ent	78.83	-.09
+3.3	Worldpay	78.93	-1.29
+4.9	Worthgtn	36.55	+.18
+12.6	Wynn	111.40	-2.97
...	XcelEngy	49.27	+.81
+12.1	Xerox rs	22.15	+.26
+6.1	Xilinx	90.37	+1.53
+37.5	YRC Wwde	4.33	...
+3.0	Yamana g	2.43	-.06
-1.9	Yelp	34.31	-1.39
-2.0	YorkWater	31.41	+.18
-.1	YumBrnds	91.79	+.65
+14.0	YumaEn rs	.17	-.03
+16.1	Zagg	11.35	-.19
+10.8	ZayoGrp	25.30	+.12
+7.9	Zendesk	62.96	+.40
+7.3	ZillowC n	33.89	+1.39
...	ZimmerBio	103.72	+1.32
+.4	Zoetis	85.90	-.33
+9.2	Zynga	4.29	+.02

Stock Footnotes: g - Dividends and earnings in Canadian dollars. h - Does not meet continued-listing standards. lf - Late filing with SEC. n - Stock was a new issue in the last year. rs - Stock has undergone a reverse stock split of at least 50% within the past year. rt - Right to buy security at a specified price. s - Stock has split by at least 20 percent within the last year. wi - Trades will be settled when the stock is issued. wd - When distributed. wt - Warrant, allowing a purchase of a stock. un - Unit,, including more than one security. vj - Company in bankruptcy or receivership, or being reorganized under the bankruptcy law. Appears in front of the name. Stocks in **bold** are worth at least $5 and changed 5 percent or more in price. **Source**: Morningstar and the Associated Press.

Interestrates

The yield on the 10-year Treasury rose to 2.73 percent Thursday. Yields affect rates on mortgages and other consumer loans.

TREASURIES	LAST	PVS	NET CHG	1YR AGO
3-month T-bill	2.42	2.44	-0.02	1.42
6-month T-bill	2.46	2.47	-0.01	1.58
52-wk T-bill	2.59	2.56	+0.03	1.77
2-year T-note	2.56	2.55	+0.01	1.97
5-year T-note	2.56	2.55	+0.01	2.33
7-year T-note	2.62	2.62	...	2.47
10-year T-note	2.73	2.72	+0.01	2.56
30-year T-bond	3.05	3.02	+0.03	2.90

BONDS	LAST	PVS	NET CHG	1YR AGO
Barclays Glob Agg Bd	2.05	2.06	-0.01	1.72
Barclays USAggregate	3.31	3.31	...	2.82
Barclays US Corp	4.20	4.23	-0.03	3.34
Barclays US High Yield	7.24	7.36	-0.12	5.53
Moodys AAA Corp Idx	3.97	3.97	...	3.57
10-Yr. TIPS	.92	0.90	+0.02	.52

	PRIME RATE	FED FUNDS
LAST	5.50	2.38
6 MO AGO	5.00	1.88
1 YR AGO	4.50	1.38

Foreign Exchange

The dollar strengthened Thursday versus the Japanese yen, euro and British pound. The U.S. currency also rose versus the Swiss franc and Canadian dollar. It fell versus the Mexican peso.

MAJORS	CLOSE	CHG	%CHG	1YR AGO
USD per British Pound	1.2746	-.0048	-.38%	1.3509
Canadian Dollar	1.3229	+.0008	+.06%	1.2579
USD per Euro	1.1500	-.0044	-.38%	1.1957
Japanese Yen	108.42	+.14	+.13%	111.35
Mexican Peso	19.1432	-.0735	-.38%	19.4021
EUROPE/AFRICA/MIDDLE EAST				
Israeli Shekel	3.6683	+.0005	+.18%	3.4266
Norwegian Krone	8.4823	-.0003	-.25%	8.0689
South African Rand	13.8598	-.0000	-.00%	12.4615
Swedish Krona	8.9043	-.0004	-.36%	8.1918
Swiss Franc	.9841	-.0094	-.93%	.9781
ASIA/PACIFIC				
Australian Dollar	1.3925	-.0003	-.02%	1.2760
Chinese Yuan	6.7884	-.0296	-.44%	6.5057
Hong Kong Dollar	7.8386	+.0013	+.02%	7.8218
Indian Rupee	70.442	-.085	-.12%	63.795
Singapore Dollar	1.3522	-.0010	-.07%	1.3345
South Korean Won	1118.12	+.68	+.06%	1068.57
Taiwan Dollar	30.79	+.04	+.13%	29.59

Commodities

The price of U.S. crude extended its rally to a ninth consecutive day Thursday. Wholesale gasoline and heating oil rose, while natural gas fell. Gold, silver and copper also fell.

FUELS	CLOSE	PVS	%CHG	%YTD
Crude Oil (bbl)	52.59	52.36	+0.44	+15.8
Ethanol (gal)	1.27	1.28	-0.86	+0.5
Heating Oil (gal)	1.91	1.88	+1.35	+13.0
Natural Gas (mm btu)	2.97	2.98	-0.50	+1.0
Unleaded Gas (gal)	1.43	1.43	+0.37	+8.3

METALS	CLOSE	PVS	%CHG	%YTD
Gold (oz)	1284.70	1289.30	-0.36	+0.5
Silver (oz)	15.56	15.65	-0.59	+0.8
Platinum (oz)	821.30	820.00	+0.16	+3.2
Copper (lb)	2.64	2.66	-0.69	+0.6
Palladium (oz)	1270.70	1326.10	-4.18	+1.3

AGRICULTURE	CLOSE	PVS	%CHG	%YTD
Cattle (lb)	1.25	1.25	+0.06	+0.1
Coffee (lb)	1.04	1.05	-1.00	+2.4
Corn (bu)	3.76	3.82	-1.51	+0.3
Cotton (lb)	0.73	0.73	-0.38	+0.9
Lumber (1,000 bd ft)	330.00	324.50	+1.69	...
Orange Juice (lb)	1.21	1.24	-2.31	-3.6
Soybeans (bu)	8.96	9.12	-1.76	+1.5
Wheat (bu)	5.14	5.20	-1.20	+2.1

(Previous and change figures reflect current contract.)

Recovering addict faces continual withdrawal symptoms

Dr. Roach

DEAR DR ROACH: I'm in recovery from addiction to opioids, benzodiazepines and cocaine, which I used for up to three years. I have been clean and sober for almost a year now, yet I continue to suffer from headaches, muscle aches, insomnia, excessive fatigue and worsening anxiety and depression. Oftentimes I feel worse now than I did when I was actively using drugs. It makes staying sober very hard, and I wonder why I bother most of the time since I feel terrible and my quality of life is poor. I've visited my family doctor several times and was told that I shouldn't be suffering any symptoms of physical withdrawal anymore. The doctor prescribed Seroquel. I have had routine bloodwork done to rule out any other issues, such as diabetes and hypothyroidism, and I appear to be physically healthy, yet I feel awful.

From speaking to other addicts in recovery, I believe I have post-acute withdrawal syndrome, yet there seems to be very little knowledge or treatment for it (aside from trying different kinds of antidepressants and being told to go for a walk). Do you have any additional insight you can offer me? — N.E.

ANSWER: Congratulations on successfully being in recovery.

Post-acute withdrawal syndrome is a controversial topic, with some doctors feeling it is just withdrawal, and some payers feeling that it's a made-up syndrome designed by practitioners to keep people in treatment longer. Although there may be a small element of truth in both of these criticisms, I think that PAWS is a real phenomenon for a subset of people who have stopped abusing substances. Although opiates, alcohol and stimulants are best-described to cause PAWS, nearly any substance that is overused can lead to withdrawal, and withdrawal symptoms sometimes can be protracted.

PAWS is more than just cravings. People who have successfully quit smoking say that they continue to have cravings decades after quitting.

In PAWS, the symptoms are more like acute withdrawal symptoms, including dizziness, headaches, nausea and vomiting. In most reported cases, symptoms can go on for up to a year (occasionally more). While looking for thyroid disease or diabetes is simple and rational, extensive searching for other causes can make people affected by this syndrome more anxious, and the search is unlikely to be successful.

The risk of PAWS seems to be increased in people who took larger doses; used for a long period of time; took the substance multiple times daily; or quit suddenly ("cold turkey").

Treatment for PAWS may include medications; however, because the syndrome is poorly defined, there hasn't been much research on what drug treatment might be effective. Quetiapine (Seroquel) is a powerful antipsychotic drug that should not be used lightly. Commonsense approaches, such as regular moderate exercise, healthy nutrition and good sleep habits, can't hurt, but they are not likely to solve any serious mental health problem by themselves. I sense that you may feel your concerns are not taken seriously. The best advice is probably a mental health professional well-versed in substance abuse. Sometimes, just some reassurance that the symptoms are due to prolonged withdrawal and that they eventually will go away can provide relief. Further, knowing that the symptoms are likely to be temporary can make staying drug-free a little bit easier.

7 LITTLE WORDS

Find the 7 words to match the 7 clues. The numbers in parentheses represent the number of letters in each solution. Each letter combination can be used only once, but all letter combinations will be necessary to complete the puzzle.

CLUES	SOLUTIONS
1 TV personality Kathie Lee (7)	_____
2 milk chocolate alternative (4)	_____
3 diminish from lack of use (7)	_____
4 land northwest of Paraguay (7)	_____
5 involving the stomach (7)	_____
6 formed a premise (9)	_____
7 natural wood finish (7)	_____

© 2019 Blue Ox Family Games, Inc., Dist. by Andrews McMeel

GI	GA	AT	ORD	HY
RK	THE	AC	STR	SHE
IC	ZED	IV	ROP	DA
BOL	LL	FF	ORI	IA

Thursday's Answers: 1. PROSPECTIVE 2. CZARS 3. AIRSPEED 4. MELTS 5. TYPEWRITTEN 6. TINIEST 7. ODIOUSNESS 1/11

Introvert experiences slow start fitting in on new job

Dear Abby

DEAR ABBY: I started a new job a month ago. It's a well-paying job at a great company. My problem is I'm an insecure introvert. Making friends has always been hard for me. At this new job, my desk is away from everyone else, and no one has ever asked me to lunch.

I'm sure if I reached out proactively and asked to tag along, I wouldn't be rejected. But the thought of having to ask semi-strangers to include me and having to make small talk during lunch makes me anxious. I'm also afraid people will label me as part of certain subgroups within the department. I don't want to be in any clique. What should I do? — Insecure In California

DEAR INSECURE: Not everyone makes small talk easily, so don't fault yourself for finding it awkward. Ask your co-workers what places they recommend for lunch and tag along when the opportunity arises. I don't think you need to "do" much more than slowly get to know them as you interact over work-related matters.

A positive way to get attention would be to bring some pastries and a fresh fruit salad to share one day during the morning break.

DEAR ABBY: I have a relative who has, over the years, gotten many colorful tattoos on his arms, back and chest. I make no value judgments about this, but I am curious about what in today's culture motivates people to get tattoos, and why many people can't seem to get enough of them. — Curious In North Carolina

DEAR CURIOUS: People get inked for a variety of reasons. Among them: because they are currently in fashion, they think they are pretty, to mark milestones in their life, someone they admire has one or more, or because their friends are doing it. And I suspect that some individuals turn their bodies into canvasses because the practice is somehow addictive.

JUMBLE

THAT SCRAMBLED WORD GAME
By David L. Hoyt and Jeff Knurek

Unscramble these Jumbles, one letter to each square, to form four ordinary words.

CIWET

TAMLE

CAGIRL

SIRICS



Now arrange the circled letters to form the surprise answer, as suggested by the above cartoon.

©2019 Tribune Content Agency, LLC All Rights Reserved.

Get the free JUST JUMBLE app • Follow us on Twitter @PlayJumble

(Answers tomorrow)

Yesterday's Jumbles: AWFUL DRINK BESTOW EXPOSE
Answer: After teaching the scouts how to build a campfire, the troop leader — WAS STOKED

Challenger

DIRECTIONS:
Fill each square with a number, one through nine.
- Horizontal squares should add to the totals on right.
- Vertical squares should add to the totals on bottom.
- Diagonal squares through center should add to total in upper and lower right.

THERE MAY BE MORE THAN ONE SOLUTION.

Today's Challenge
Time 8 Minutes
9 Seconds

Your Working Time
Minutes
Seconds

1-11

7				33
			7	33
	7			33
		7		33
33	33	33	33	33

© 2019 by King Features Syndicate, Inc. World rights reserved.

Yesterday's Challenger Answers

solution		1-10		16
3	4	2	3	12
3	3	3	3	12
2	5	3	2	12
5	5	4	4	18
13	17	12	12	13

MARMADUKE By Brad Anderson



"Maybe I should not have told Marmaduke there are monsters under my bed."

These few hints are a trip

Hints from Heloise

Dear Heloise: As a VETERAN TRAVELER, I've picked up a few "do's and don'ts" along the way, and here are some important ones:

* Do pack a hat of some kind — knit for winter, and something to keep the sun off your face in warm climates.

* Do bring a gift if you are staying with someone else, or take that person out to dinner.

* Do pack a small traveler's first-aid kit — believe me, you'll use it.

* Do keep your shoes on while flying, especially when using the plane's lavatory.

* Don't pack more than one dressy outfit, and don't carry your wallet in your back pocket.

* Don't take a picture of anything if you've been instructed to not photograph.

* Don't pack more than two bags or one carry-on and one bag. — Anita R. in Connecticut

KENKEN

THE LOGIC PUZZLE THAT MAKES YOU SMARTER.

EASY

6×		7+	2÷
3−	4		
	2÷		12×
2	2−		

©2019 KenKen Puzzle, LLC www.kenken.com
Trademark KenKen, LLC Distributed by Andrews McMeel

CHALLENGING

2÷	11+		12×		
	2	2−	9+		3÷
1−	5−		2÷		
		10+		3+	4
2÷	12×	4			6+
		3+		6	

©2019 KenKen Puzzle, LLC www.kenken.com
Trademark KenKen, LLC Distributed by Andrews McMeel

1-11-19

RULES

1. Each row and each column must contain the numbers 1 through 4 (easy) or 1 through 6 (challenging) without repeating.
2. The numbers within the heavily outlined boxes, called cages, must combine using the given operation (in any order) to produce the target numbers in the top-left corners.
3. Freebies: Fill in single-box cages with the number in the top-left corner.

PREVIOUS ANSWERS

18× 3	2	5+ 1	4
2− 4	3	2÷ 2	1
2	3− 1	9+ 4	3 3
1 1	4	3	2

11+ 5	6	45× 3	1	32× 2	4
5− 6	2 2	5	3	4	2− 1
1	2÷ 4	2	7+ 5	5− 6	3
2÷ 4	15× 3	5− 6	2	1	5 5
2	5	1	4 4	36× 3	6
2− 3	1	4 4	1− 6	5	2

Trademark KenKen, LLC Distributed by Andrews McMeel
©2019 KenKen Puzzle, LLC www.kenken.com
KenKen® is a registered trademark of KenKen Puzzle LLC. ©2019 KenKen Puzzle LLC. All rights reserved. Dist. by Andrews McMeel Syndication. www.kenken.com

Cryptoquip

© 2011 by King Features Syndicate

1-11

YZWA WKWBIUXOI FBXQAO IXQ GE YGDO FUXQP UGR UFAO LQEGJ, IXQ LGRZP UW DGKGAR GA F EYGAR EPFPW.

Yesterday's Cryptoquip: THE RUNNER USUALLY GOES FAIRLY SLOWLY, BUT HE HAS BEGUN SPRINTING. HE WANTS A CHANGE OF PACE.

Today's Cryptoquip Clue: Y equals W

WHATZIT?™

Find the familiar phrase, saying or name in this arrangement of letters.

THE FACTS
A
F

SOLUTION: Face up to the facts

WHATZIT? © 2019 www.whatzit.com
www.facebook.com/dingbatsgames

WORD SLEUTH • PARTS OF A SHIP

N	A	X	U	R	P	M	J	G	D	A	X	V	S	Q
Y	G	B	N	K	I	F	E	D	A	X	V	T	E	Q
O	E	U	M	J	H	F	G	C	A	Y	D	L	O	H
W	U	L	N	R	P	N	D	B	L	R	T	J	E	H
F	D	W	L	W	B	Z	I	X	A	S	V	T	L	N
R	Q	A	O	A	A	L	R	O	A	O	M	K	O	A
I	H	R	F	D	G	L	B	C	B	M	L	E	H	T
Z	P	K	C	E	D	R	E	T	R	A	U	Q	T	S
Y	W	S	V	T	A	R	E	L	L	E	P	O	R	P
R	Q	O	N	T	O	L	K	I	H	B	F	D	O	A
C	A	Z	S	F	X	W	V	U	S	R	Q	O	P	C

Thursday's unlisted clue: BETTS

Find the listed words in the diagram. They run in all directions - forward, backward, up, down and diagonally.
Friday's unlisted clue hint: LEFT SIDE OF THE SHIP

Beam	Capstan	Helm	Prow
Bilge	Forecastle	Hold	Quarterdeck
Bridge	Galley	Porthole	Starboard
Bulwarks	Gunwale	Propeller	

©2019 King Features, Inc. 1/11

HOROSCOPE

ARIES (March 21-April 19). Only a fool would go looking for trouble. However, when trouble comes with the territory, dive right in. Employ your emotional and spiritual facilities like faith, courage and passion. Left unused, they will diminish.

TAURUS (April 20-May 20). In the past, there were vast stretches of unspoiled, unknown land to explore. Now all the unknown territories are in the land of ideas. You're an adventurer, prepared to discover something there today.

GEMINI (May 21-June 21). Today's success secret: Prime yourself with a positive self-talk session before the main actions of the day. Decide how you want things to play out, and then psych yourself into the frame of mind that will make it go that way.

CANCER (June 22-July 22). In families, everyone takes a role. Those roles fit together to create a unit. It's like you become who you need to be to make that unit function. And it doesn't always fit your idea of who you would like to be or who you are.

LEO (July 23-Aug. 22). There's a spirit of independence taking hold in you, and you'd really like to see what you can accomplish on your own before you seek advice or partnership.

VIRGO (Aug. 23-Sept. 22). Because you know how to laugh at life, you don't get stressed out over the same things that make other people so nervous. It's beautiful to be around, and it's the quality that will put you in a unique position today.

LIBRA (Sept. 23-Oct. 23). Knowing that people see in others what they recognize in themselves, you will very carefully choose what you call out in others, as well as what you praise and compliment.

SCORPIO (Oct. 24-Nov. 21). When you enter a room, the energy of the room changes as everyone gets a sample of what you bring in. You can hide what you feel, and others might consciously miss it, but unconsciously they cannot help but sample it.

SAGITTARIUS (Nov. 22-Dec. 21). While some strive to be well-liked, others are actually afraid of coming into favor. It can be uncomfortable to be liked, as it can come with expectations and more attention than some people want to receive.

CAPRICORN (Dec. 22-Jan. 19). Pretending is an important part of development. It's how people learn. So while pretentiousness gets a bad rap, it's part of the process, and utterly forgivable.

AQUARIUS (Jan. 20-Feb. 18). You embrace responsibility. The essence of responsibility is ownership. It claims things, relationships and other situations and says "mine," mine to figure out, care for, take pleasure in; mine to lose or keep.

PISCES (Feb. 19-March 20). The Biblical proverb suggests, "As you sow, so shall you reap." The trouble is that many seeds look alike. This is true both figuratively and literally. Just plant what you have and hope for the best.

TODAY'S BIRTHDAY (Jan. 11). Being able to recognize the profound beauty in a moment is your cosmic birthday gift. This solar return will bring you many such moments — sacred, loving experiences that, for years to come, will flood your heart with gratitude when recalled. March brings a reunion. June shows a stellar financial opportunity. Cancer and Taurus adore you. Your lucky numbers are: 10, 4, 28, 2 and 15.

BORN LOSER By Art and Chip Sansom



BLONDIE By Dean Young and John Marshall



MUTTS By Patrick McDonnell



BABY BLUES By Rick Kirkman and Jerry Scott



DOONSBURY By Garry Trudeau



TODAY'S CROSSWORD PUZZLE

ACROSS

1 Big coconut exporter
5 Dawns, in poetry
10 Baja Ms.
14 Advance, as money
15 Depth charge target (hyph.)
16 Ayla's creator
17 Not theirs
18 — voce (softly)
19 Former Italian money
20 Basic nature of a thing
22 Vast
24 Aunt or bro.
25 JFK lander
26 More clever
30 Bullet size
34 Scared-looking
35 Hedge
37 That, to Juanita
38 Malamute's load
39 Showing a lack of experience
40 Electrical measure
41 — capita
42 Handbag logo
43 Proofer's mark
44 Furtiveness
46 Utility room
48 Ms. Novak
49 Diner sandwich
50 Loudness unit
54 Artist's colors
58 Civil disorder
59 Taxpayer's dread
61 Kind of control
62 — Major (constellation)
63 Juicy steak (hyph.)
64 Quechua speaker
65 Las Vegas transactions
66 Factions
67 Marquee sign

DOWN

1 Iceberg
2 Debtors' notes
3 Broad-mouthed containers
4 Included new text
5 Biceps
6 Clarinet kin
7 Undergo decomposition
8 Defense org.
9 Fort
10 Deli buy
11 Decay
12 Hatcher or Garr
13 Obi-Wan player
21 Herr's refusal
23 She, to Marie
26 Yellow jackets
27 Small land mass
28 Not here
29 Contact
30 Quibble
31 Five o'clock shadow
32 Organic compound
33 Tattered
36 Crooner — Damone
39 Kernels
40 Desired admission (2 wds.)
42 Smug
43 Weed out
45 Stiff-coated dogs
47 Diminishes
50 Defeat badly
51 Limerick locale
52 Price tag
53 Grease job
54 Ale serving
55 Adjust a piano
56 Baja fast food
57 Panache
60 MD, familiarly

PREVIOUS PUZZLE SOLVED

T	E	N	E	T		S	L	I	P		T	R	E	E
A	B	A	S	E		T	E	R	A		O	I	L	S
T	A	M	P	A		I	V	A	N		F	L	A	T
A	Y	E		M	E	R	I	N	O		F	E	T	A
		B	L	U	R	S			R	E	E	S	E	
S	C	R	A	P	E		G	L	A	R	E			
P	L	A	N			A	R	O	M	A		C	U	T
C	O	N	G	R	A	T	U	L	A	T	I	O	N	S
A	D	D		E	L	E	N	A			T	R	I	P
			G	I	A	N	T		A	V	E	R	T	S
	C	H	I	N	S			S	H	A	M	U		
L	E	A	R		K	O	A	L	A	S		G	O	B
A	C	I	D		A	L	D	A		S	T	A	I	R
D	I	L	L		N	E	A	T		A	E	T	N	A
E	L	S	E		S	O	M	E		L	E	E	K	S

1-11-19 © 2019 UFS, Dist. by Andrews McMeel for UFS

Friday, January 11, 2019

GOREN BRIDGE

WITH BOB JONES

©2019 Tribune Content Agency, LLC

UNUSUAL ENDING

Neither vulnerable, South deals

NORTH
♠ A 10
♡ 10 8 5 4
◇ A K Q 10 6 3
♣ 10

WEST
♠ Q J 6 5 4 2
♡ Q 9 7 3
◇ J
♣ 4 2

EAST
♠ 9 7
♡ J
◇ 8 7 5
♣ A Q J 9 8 5 3

SOUTH
♠ K 8 3
♡ A K 6 2
◇ 9 4 2
♣ K 7 6

The bidding:

SOUTH	WEST	NORTH	EAST
1♣	Pass	1◇	3♣
Pass	Pass	3♡	Pass
4♡	Pass	4♠	Pass
6NT	All pass		

Opening lead: Four of ♣

South has limited his hand when he passed over three clubs, so when North made a move toward slam anyway, South accepted due to his prime cards and well-located king of clubs.

East did well to insert his jack of clubs at trick one, or his partner would have fallen victim to an easy major suit squeeze. South won his king of clubs and immediately ran six diamond tricks, discarding two hearts and a club. He then cashed his ace and king of hearts, leaving this position:

NORTH
♠ A 10
♡ 10 8
◇ Void
♣ Void

WEST
♠ Q J 6
♡ Q
◇ Void
♣ Void

EAST
♠ 9 7
♡ Void
◇ Void
♣ A Q

SOUTH
♠ K 8 3
♡ Void
◇ Void
♣ 7

South led a low spade and West chose to split his honors. This prevented declarer from playing the 10, cashing the ace, and leading a heart. This would use West as a "stepping stone" to South's king of spades. Would South have done this? We'll never know. West's jack was captured by dummy's ace and the eight of hearts was led to West's queen. A low spade from West and dummy would have been high, so West did his best by leading the queen of spades. This pinned dummy's 10, but also pinned partner's nine, and South took the last two tricks with the king-eight of spades.

JANRIC CLASSIC SUDOKU

Fill in the blank cells using numbers 1 to 9. Each number can appear only once in each row, column and 3x3 block. Use logic and process elimination to solve the puzzle. The difficulty level ranges from Bronze (easiest) to Silver to Gold (hardest).

Rating: SILVER

			9	4			7	
4						9		8
	8			2	5	4		
		7				5		1
	5		8		1		6	
1		3				2		
		1	4	6			3	
9		6						7
	3			5	9			

1/11/19

© 2019 Janric Enterprises Dist. by creators.com

Solution to 1/10/19

2	8	1	7	6	5	9	4	3
3	7	6	4	9	8	1	2	5
5	4	9	1	2	3	6	7	8
6	1	8	3	7	9	4	5	2
7	5	2	6	1	4	3	8	9
4	9	3	5	8	2	7	1	6
9	6	5	8	4	7	2	3	1
8	2	7	9	3	1	5	6	4
1	3	4	2	5	6	8	9	7

WORDY GURDY®

BY TRICKY RICKY KANE

Every answer is a rhyming pair of words (like FAT CAT and DOUBLE TROUBLE), and they will fit in the letter squares. The number after the definition tells you how many syllables in each word.

© 2019 UFS, Dist. by Andrews McMeel for UFS

1. Health club lap pool session (1)
2. Uber rival parting present (1)
3. Aussie actor Jackman's loafers (1)
4. Gore-covered corner room in Clue (2)
5. Chap's larger cousins of violins (2)
6. Clasping a decorative strip of wood (2)
7. School quitter's lame excuses (2)

ANSWERS 1. GYM SWIM 2. LYFT GIFT 3. HUGHS SHOES 4. BLOODY STUDY 5. FELLOWS CELLOS 6. HOLDING MOLDING 7. DROPOUTS COPOUTS

1-11-19



Want more puzzles?
Check out the "Just Right Crossword Puzzles" books at QuillDriverBooks.com

FOR BETTER OR FOR WORSE By Lynn Johnston



MALLARD FILLMORE By Bruce Tinsley

HI AND LOIS By Brian and Greg Walker

BEETLE BAILEY By Mort Walker



HAGAR THE HORRIBLE By Chris Browne



THE WIZARD OF ID By Brant Parker and Johnny Hart



MOTHER GOOSE AND GRIMM By Mike Peters



PICKLES By Brian Crane



B.C. By Mastroianni & Hart



PEANUTS By Charles Schulz



CRANKSHAFT By Tom Batiuk & Chuck Ayers



SHOE By Gary Brookins & Susie MacNelly



REX MORGAN By Terry Beatty



ZITS By Jerry Scott & Jim Borgman



GARFIELD By Jim Davis

NON SEQUITUR By Wiley



MARY WORTH By Karen Moy and June Brigman



DILBERT By Scott Adams

US, China leave next steps for trade talks unclear

By JOE McDONALD and PAUL WISEMAN
AP Business Writers

BEIJING — The United States and China gave no indication of their next step after wrapping up talks aimed at resolving a tariff fight that threatens to chill global growth.

The two sides will "maintain close contact," China's Ministry of Commerce said Thursday. But they announced no agreements or date for meeting again during the 90-day truce declared on Dec. 1 by Presidents Donald Trump and Xi Jinping in their fight over Beijing's technology ambitions.

That uncertainty dampened Asian investor sentiment. Stock markets in Germany, France, Japan and China fell back after rising Wednesday following Trump's comment on Twitter that the talks were "going well!"

Negotiators focused on China's pledge to buy a "substantial amount" of agricultural, energy, manufactured goods and other products and services, the U.S. Trade Representative said.

However, a USTR statement emphasized American insistence on "structural changes" in Chinese technology policy, market access, protection of foreign patents and copyrights and cyber theft of trade secrets. It gave no sign of progress in those areas.

It also said the negotiations dealt with the need for "ongoing verification and effective enforcement." That reflects American frustration that the Chinese have failed to live up to past commitments.

A Ministry of Commerce spokesman, Gao Feng, said the talks "enhanced mutual understanding and laid the foundation for addressing each other's concerns."

AP PHOTO

A woman tries out a sweater at a U.S. retailer GAP's flagship store in Beijing, Thursday.

PAYDAY

FROM PAGE 1

his job as a machinist to try to make up for her lost paycheck.

Her mortgage company informed her it won't let her skip a payment, and she still has to pay daycare even though her children aren't going or she will lose their spot to another family on the waiting list. She has applied for unemployment but doesn't know when the benefits will begin arriving.

"It's a very scary feeling to know that your payday is coming and nothing is coming," the Ogden woman said. "I don't think the administration and the houses of Congress understand the repercussions of not having a paycheck."

The shutdown, which enters its 21st day Friday, will be the longest in history by this weekend and is forcing many American families to make tough decisions. It's especially hard for workers who don't have enough savings to cover their mortgages and other bills.

Roughly 420,000 federal employees were deemed essential and are working unpaid. An additional 380,000 are staying home without pay. While furloughed federal workers have been given back pay in previous shutdowns, it's not guaranteed that will happen this time. Government contractors, who have been placed indefinitely on unpaid leave, don't get compensated for lost hours.

Most of the government workers received their last paycheck two weeks ago, and Friday will be the first payday with no money.

Around the country, some workers are relying on donations, including launching GoFundMe campaigns. A food pantry has opened up at a Coast Guard base in Boston. Some workers are thinking about taking second jobs.

COHEN

FROM PAGE 1

antagonist who has cooperated extensively against him. Although Democrats say the questioning will be limited to avoid interfering with open investigations, the hearing is still likely to pull back the curtain on key episodes involving Trump's personal life and business dealings, including hush-money payments to women and a proposed Moscow real estate deal, that federal prosecutors have been dissecting for months.

Cohen is a pivotal figure in investigations by special counsel Robert Mueller into potential coordination between Russia and the Trump campaign and by federal prosecutors in New York into campaign finance violations related to payments to buy the silence of a porn actress and a former Playboy Playmate who say they had sex with Trump. Federal prosecutors have said Trump directed those payments during the campaign.

Trump has denied having the extramarital affairs.

Cohen has pleaded guilty in both investigations and was sentenced last month to three years in prison. An adviser to Cohen, Lanny Davis, said shortly after he was sentenced that the former political fixer wanted to testify and "state publicly all he knows."

In a statement released on Thursday, Cohen said he had accepted the invitation "in furtherance of my commitment to cooperate and provide the American people with answers."

Cohen added: "I look forward to having the privilege of being afforded a platform with which to give a full and credible account of the events which have transpired."

Cohen acknowledged in the Mueller investigation that he lied to Congress by saying negotiations over a Trump Tower in Moscow had ended in January 2016 when he actually pursued the project into that June, well into Trump's 2016 presidential campaign. In New York, he acknowledged his involvement in payments to porn actress Stormy Daniels and former Playboy model Karen McDougal.

The chairman of the oversight panel, Democratic Rep. Elijah Cummings of Maryland, said the committee is consulting with Mueller's office about the testimony. He told reporters on Thursday that "there will be limitations" on the topics covered in Cohen's testimony.

"We don't want to do anything to interfere with the Mueller investigation — absolutely nothing," Cummings said.

The panel's top Republican, Rep. Jim Jordan of Ohio, said Cohen's appearance shows that Cummings is using the "committee as a venue for political theater rather than legitimate oversight," noting how Cohen has admitted knowingly lying to Congress and is a witness in ongoing investigations.

"This makes clear that Chairman Cummings and the Democrats will do whatever it takes to attack this President," Jordan said in a statement.

A spokesman for Mueller declined to comment.

TEXAS

FROM PAGE 1

the administration in court.

"You could give me a trillion dollars and I wouldn't take it," said Cavazos, whose land sits along the Rio Grande, the river separating the U.S. and Mexico in Texas. "It's not about money."

Trump arrived Thursday in McAllen, a city of 143,000 that is on the busiest part of the border for illegal crossings. He toured a section of the border and said "a lot of the crime in our country is caused by what's coming through here."

He added: "Whether it's steel or concrete, you don't care. We need a barrier."

Congress in March funded 33 miles of walls and fencing in Texas. The government has laid out plans that would cut across private land in the Rio Grande Valley. Those in the way include landowners who have lived in the valley for generations, environmental groups and a 19th century chapel.

Many have hired lawyers who are preparing to fight the government if, as expected, it moves to seize their land through eminent domain.

The opposition will intensify if Democrats accede to the Trump administration's demand to build more than 215 new miles of wall, including 104 miles in the Rio Grande Valley and 55 miles near Laredo. Even a compromise solution to build "steel slats," as Trump has suggested, or more fencing of the kind that Democrats have previously supported would likely trigger more court cases and pushback in Texas.

Legal experts say Trump likely cannot waive eminent domain — which requires the government to demonstrate a public use for the land and provide landowners with compensation — by declaring a national emergency.

Standing near the Rio Grande, Trump was asked Thursday how quickly border wall construction could start if he declared an emergency.

"I think very quickly," he said, adding that while someone "perhaps" might sue to stop construction, "we would win that suit, I believe, very quickly."

Building in the region is a top priority for the Department of Homeland Security because it's the busiest area for illegal border crossings. More than 23,000 parents and children were caught illegally crossing the border in the Rio Grande Valley in November — more than triple the number from a year earlier.

Homeland Security officials argue that a wall would stop many crossings and deter Central American families from trying to migrate north. Many of those families are seeking asylum because of violence in their home countries and often turn themselves in to border agents when they arrive here.

PAIN

FROM PAGE 1

At just about every doctor's visit you'll get your temperature, heart rate and blood pressure measured. But there's no stethoscope for pain. Patients must convey how bad it is using that 10-point scale or emoji-style charts that show faces turning from smiles to frowns.

That's problematic for lots of reasons. Doctors and nurses have to guess at babies' pain by their cries and squirms, for example. The aching that one person rates a 7 might be a 4 to someone who's more used to serious pain or genetically more tolerant. Patient-to-patient variability makes it hard to test if potential new painkillers really work.

Nor do self-ratings determine what kind of pain someone has — one reason for trial-and-error treatment. Are opioids necessary? Or is the pain, like Sarah's, better suited to nerve-targeting medicines?

"It's very frustrating to be in pain and you have to wait like six weeks, two months, to see if the drug's working," said Sarah, who uses a combination of medications, acupuncture and lots of exercise to counter her pain.

The National Institutes of Health is pushing for development of what its director, Dr. Francis Collins, has called a "pain-o-meter." Spurred by the opioid crisis, the goal isn't just to signal how much pain someone's in. It's also to determine what kind it is and what drug might be the most effective.

"We're not creating a lie detector for pain," stressed David Thomas of NIH's National Institute on Drug Abuse, who oversees the research. "We do not want to lose the patient voice."

Around the country, NIH-funded scientists have begun studies of brain scans, pupil reactions and other possible markers of pain in hopes of finally "seeing" the ouch so they can better treat it. It's early-stage research, and it's not clear how soon any of the attempts might pan out.

"There won't be a single signature of pain," Thomas predicted. "My vision is that someday we'll pull these different metrics together for something of a fingerprint of pain."

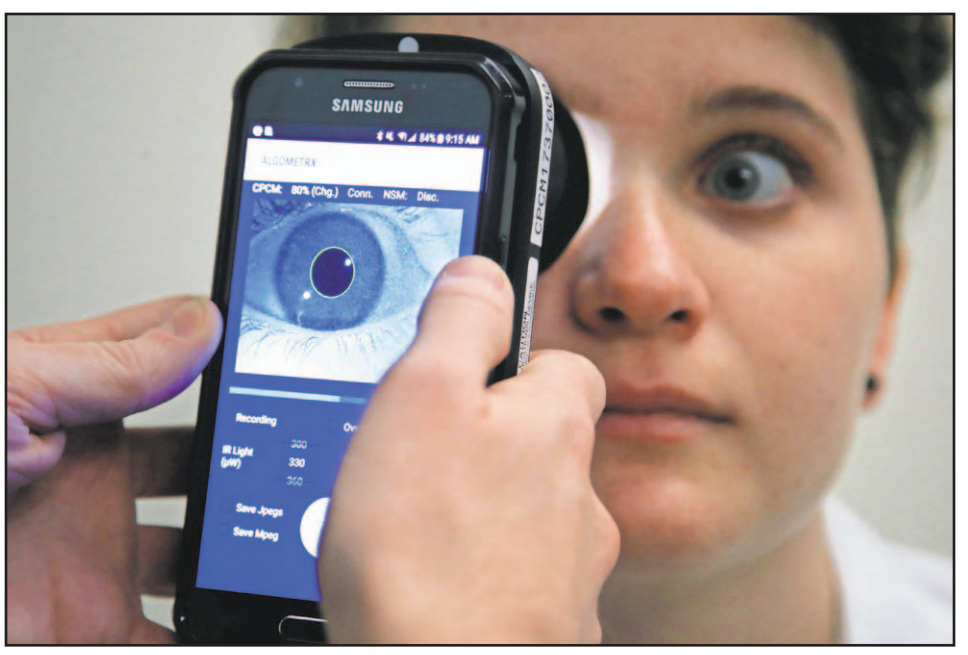

AP PHOTO

Clinical Research Assistant Kevin Jackson uses AlgometRx Platform Technology on Sarah Taylor's eyes to measure her degree of pain at the Children's National Medical Center in Washington.

ALMANAC

Today is **Friday, Jan. 11**, the 11th day of 2019. There are 354 days left in the year.

Today in history

On **Jan. 11, 1913**, the first enclosed sedan-type automobile, a Hudson, went on display at the 13th National Automobile Show in New York.

On this date

In **1861**, Alabama became the fourth state to withdraw from the Union.

In **1908**, President Theodore Roosevelt proclaimed the Grand Canyon National Monument (it became a national park in 1919).

In **1935**, aviator Amelia Earhart began an 18-hour trip from Honolulu to Oakland, California, that made her the first person to fly solo across any part of the Pacific Ocean.

In **1939**, British Prime Minister Neville Chamberlain and Lord Halifax, the British foreign secretary, met with Italian leader Benito Mussolini in Rome.

In **1964**, U.S. Surgeon General Luther Terry issued "Smoking and Health," a report which concluded that "cigarette smoking contributes substantially to mortality from certain specific diseases and to the overall death rate."

In **1977**, France set off an international uproar by releasing Abu Daoud, a PLO official behind the massacre of Israeli athletes at the 1972 Munich Olympics.

In **1978**, two Soviet cosmonauts aboard the Soyuz 27 capsule linked up with the Salyut 6 orbiting space station, where the Soyuz 26 capsule was already docked.

In **1989**, nine days before leaving the White House, President Ronald Reagan bade the nation farewell in a prime-time address, saying of his eight years in office: "We meant to change a nation and instead we changed a world."

In **1995**, 51 people were killed when a Colombian DC-9 jetliner crashed as it was preparing to land near the Caribbean resort of Cartagena — however, 9-year-old Erika Delgado survived.

In **2003**, calling the death penalty process "arbitrary and capricious, and therefore immoral," Illinois Gov. George Ryan commuted the sentences of 167 condemned inmates, clearing his state's death row two days before leaving office.

In **2010**, Miep Gies, the Dutch office secretary who defied Nazi occupiers to hide Anne Frank and her family for two years and saved the teenager's diary, died at age 100.

In **2014,** Alex Rodriguez was dealt the most severe punishment in the history of baseball's drug agreement when an arbitrator ruled the New York Yankees third baseman was suspended for the entire 2014 season as the result of a drug investigation.

Today's birthdays

Actor Mitchell Ryan is 85. Actor Felix Silla is 82. Movie director Joel Zwick is 77. World Golf Hall of Famer Ben Crenshaw is 67. Singer Robert Earl Keen is 63. Actress Phyllis Logan is 63. Musician Vicki Peterson (The Bangles) is 61. Actress Kim Coles is 57. Actor Jason Connery is 56. Former child actress Dawn Lyn (TV: "My Three Sons") is 56. Rock musician Tom Dumont (No Doubt) is 51. Movie director Malcolm D. Lee is 49. Singer Mary J. Blige is 48. Musician Tom Rowlands (The Chemical Brothers) is 48. Actor Marc Blucas is 47. Actress Amanda Peet is 47. Actor Rockmond Dunbar is 46. Actress Aja Naomi King is 34. Actress Kristolyn Lloyd is 34. Pop singer Cody Simpson is 22.

Bible verse

"Lay not up for yourselves treasures upon earth, where moth and rust doth corrupt, and where thieves break through and steal. But lay up for yourselves treasures in heaven, where neither moth nor rust doth corrupt, and where thieves do not break through nor steal. For where your treasure is, there will your heart be also."
— **Matthew 6:19-21**.

Send as much as you can ahead by the giving of yourself and means to earthly causes for Christ. It's the safest investment!

Kentucky Derby purse raised

The first Saturday in May's Run for the Roses will go from a $2 million race to a $3 million prize after Churchill Downs announced the first increase for the horse race in 14 years.

See story on page 7

■ BUCS

Bucs introduce Arians as 'coolest' coach

TAMPA BAY TIMES PHOTO

New Tampa Bay Buccaneers head coach Bruce Arians speaks at an introductory press conference.

By EDUARDO ENCINA
Tampa Bay Times

TAMPA — The Bucs introduced Bruce Arians as their new head coach on Thursday in a news conference at One Buc Place, where he covered a variety of topics, from the reason he emerged from retirement, how far the Bucs are from winning, his coaching staff and his relationship with quarterback Jameis Winston.

Here are five things we learned from Arians' introductory presser:

1. He believes the Bucs aren't far from winning

He thinks turning around the Bucs will be an easier job than the one he had in Arizona, where he took a 5-11 team and made them 10-6 in his first year. He didn't inherit a quarterback like Winston, he said. "There is was a little further behind." One of Arians' best quotes of the day: "I think we have the core here to win quickly. I'm about building. I'm about reloading."

2. It took a perfect storm for him to get back in coaching

Arians admitted he had an itch, but said it took a perfect storm to get him back into coaching. His connection to general manager Jason Licht was big, he connected with the Glazer family, believes he has a good high-upside quarterback with Jameis Winston and many members of his

ARIANS | 7

■ BOYS BASKETBALL: Port Charlotte 51, Venice 33

Pirates remain perfect, outslug Venice

By CHUCK BALLARO
Sun Correspondent

PORT CHARLOTTE – The Port Charlotte High School boys basketball team has not been a team that will score 80 points a game, and it hasn't yet needed to do so.

The Pirates have often done it with their physicality, and Thursday's non-conference game against Venice was a prime example of that.

It was one of those games that would make Marcia Brady cry "ugly, ugly, ugly," but it produced the same result for the Pirates as they won, 51-33, to improve their record to 14-0 in a game where there were as many fouls as the Pirates' point total.

Tyler Perry scored 21 points, while going 14-for-18 from the free-throw line, which was where much of the game was played by Port Charlotte, as it only scored 10 field goals, went 28-for-41 at the line and lost Brandon Gainey to an injury in the third quarter.

"It was a slugfest. What else can you say. I've never been in a

PIRATES | 3

SUN PHOTO BY JENNIFER BRUNO

Port Charlotte's Tyler Perry led all scorers with 21 points on a night where scoring was at a premium.

■ NHL ROUNDUP

Point's two goals lift Lightning over Hurricanes

TAMPA (AP) — Brayden Point had a tiebreaking power-play goal in the third period and added a late empty-netter in the NHL-leading Tampa Bay Lightning's 3-1 comeback victory over the Carolina Hurricanes on Thursday night.

After Point scored from in-close with 3:15 left, the center got his 28th goal into the empty net during the final minute.

Ondrej Palat also scored, and Andrei Vasilevskiy made 26 saves. Point also had an assist.

Justin Williams picked up his 300th NHL goal for the Hurricanes, who had a five-game winning streak end. Petr Mzarek 27 stopped shots.

The Lightning, 17-1-1 over the last 19 games, tied a team mark with their ninth consecutive win at home.

The Lightning's NHL-best power play converted its fifth chance when Steven Stamkos' shot was blocked and the puck went through the slot to Palat, who tied it at 1 at 11:56 of the third.

Williams opened the scoring with a rebound goal from the low left circle 4:34 into the second.

Tampa Bay had a nifty breakaway goal by Point with 9:51 left in the second disallowed after a video review requested by the Hurricanes that determined the play was offside because Tyler Johnson had not completely left the ice on a line change.

Point had his original shot stopped by Mrazek but put home a rebound by knocking in an ankle puck.

Mrazek made a big save on NHL points leader Nikita Kucherov with five minutes to play.

Mzarek is 1-10-2 with a shutout in the regular season against the Lightning. He went 4-6 against Tampa Bay in the playoffs while with Detroit, including a key role in a near upset of the eventual Eastern Conference champion Lightning in a seven-game opening round

LIGHTNING | 7

■ COLLEGE FOOTBALL

UCF QB Milton bounces back from knee injury

By ILIANA LIMON ROMERO
Orlando Sentinel

Central Florida quarterback McKenzie Milton posted a video on Instagram documenting the latest step of his remarkable recovery from a catastrophic knee injury that nearly led to the amputation of his leg.

Milton leg pressed 40 pounds using his injured leg, demonstrating the progress he has made since a hit during UCF's win at USF on Black Friday dislocated his knee and caused nerve damage. Milton has been through at least four surgeries and extensive rehabilitation as he pushes to recover.

Milton posted the leg press video on his Instagram account Wednesday night with a message that read, "Thanking God for the miracles I see everyday in my life. Went from almost losing my leg to leg pressing 40lbs in a little over a month. Thank you all for your thoughts and prayers. God is definitely at work.. it's gonna be a long process but it'll be one hell of a story."

UCF coach Josh Heupel said he has no doubt Milton will recover from the leg injury.

Milton's swift recovery from each surgery and more frequent visits to the UCF football complex, along with his ability to join the team for its trip to the Fiesta Bowl, has bolstered the Knights' confidence he will be able to play again.

"Absolutely, there's no doubt in my mind that McKenzie will be back on the football field playing at a really high level," Heupel said last month during Fiesta Bowl media day.

"It was a traumatic injury. Everybody across the country saw that when it happened. He's got a bunch of hurdles to still clear to get back on the football field, but everything that has unfolded (with the multiple surgeries he's already had) has pretty much been best-case scenario. He's well on his way back to rehabbing it and getting better and being in position to eventually get back on the football field."

INDEX | Lottery 2 | Local 2, 3 | Colleges 4 | Golf 4 | MLB 4, 8 | NBA 4 | Scoreboard 5 | NFL 6 | NHL 7 | Weather 8

Florida Lottery

www.flalottery.com

PICK 2

Jan. 10N	5-0
Jan. 10D	6-3
Jan. 9N	5-4
Jan. 9D	0-5
Jan. 8N	7-9
Jan. 8D	4-1

D-Day, N-Night

PICK 3

Jan. 10N	0-0-8
Jan. 10D	2-9-0
Jan. 9N	2-2-0
Jan. 9D	0-1-8
Jan. 8N	1-1-9
Jan. 8D	1-0-8

D-Day, N-Night

PICK 4

Jan. 10N	6-2-8-2
Jan. 10D	4-7-6-9
Jan. 9N	5-1-2-9
Jan. 9D	3-0-3-8
Jan. 8N	9-6-6-2
Jan. 8D	3-9-0-7

D-Day, N-Night

PICK 5

Jan. 10N	1-2-0-0-6
Jan. 10D	1-5-2-0-2
Jan. 9N	8-5-7-4-1
Jan. 9D	0-2-7-9-3
Jan. 8N	6-8-3-8-3
Jan. 8D	7-9-1-5-1

D-Day, N-Night

FANTASY 5

Jan. 10	Late
Jan. 9	1-11-21-26-32
Jan. 8	6-16-20-26-27

PAYOFF FOR JAN. 9

0 5-digit winners	$—
335 4-digit winners	$555
9,702 3-digit winners	$15.50

CASH FOR LIFE

Jan. 10	5-44-45-47-54
Cash Ball	3

...

Jan. 7	20-27-34-57-59
Cash Ball	2

PAYOFF FOR JAN. 10

0 5-5 CB	$1,000/Day
0 5-5	$1,000/Week
2 4-5 CB	$2,500
11 4-5	$500

LUCKY MONEY

Jan. 8	37-39-40-41
Lucky Ball	11

...

Jan. 4	19-25-43-44
Lucky Ball	17

PAYOFF FOR JAN. 8

0 4-of-4 LB	$500,000
3 4-of-4	$1,593.50
32 3-of-4 LB	$327.00
521 3-of-4	$59.00

LOTTO

Jan. 9	4-18-19-28-33-38
Jan. 5	1-14-17-21-40-43
Jan. 2	6-13-30-34-46-48

PAYOFF FOR JAN. 9

0 6-digit winners	$8.5 million
13 5-digit winners	$5,452.50
1,045 4-digit winners	$60.50

ESTIMATED JACKPOT

$9.5 million

POWERBALL

Jan. 9	6-19-37-49-59
Powerball	22

...

Jan. 5	3-7-15-27-69
Powerball	19

PAYOFF FOR JAN. 9

0 5-5 + PB	$82 million
1 5-5	$1 million
2 4-5 + PB	$50,000
29 4-5	$100

ESTIMATED JACKPOT

$96 million

MEGA MILLIONS

Jan. 8	13-26-29-38-64
Mega Ball	5

...

Jan. 4	21-29-35-54-60
Mega Ball	15

PAYOFF FOR JAN. 8

0 5 of 5 + MB	$40 million
0 5 of 5	$1 million
0 4 of 5 + MB	$10,000
19 4 of 5	$500

ESTIMATED JACKPOT

$50 million

CONTACT US

Benjamin Baugh • Editor
bbaugh@sun-herald.com or
941-206-1175
Jacob Hoag • Staff writer
jhoag@sun-herald.com or
941-206-1122
Email: sports@sun-herald.com
Fax: 941-629-2085

SunCoast Sports Now

When news breaks, you can find it at www.yoursun.com.
Like us and share our photos on Facebook: facebook.com/SunPreps
Follow us on Twitter for live updates and breaking news: @Sun_Preps

■ PREP WRESTLING

Charlotte sweeps District Wrestling Duals

By STEPHEN McKAY
Sun Correspondent

VENICE — The Charlotte Tarpons wrestling squad put in a powerful performance at the District Duals in Venice on Thursday evening with a clean sweep over Venice, Braden River and Palmetto.

Though the Indians also struggled against the powerful Tarpons lineup, they finished in second place by defeating Palmetto and Braden River.

Charlotte's dominating performance began with a 72-6 win over Palmetto. The Tarpons then went on to throttle Braden River 78-6 before ending the night with a Venice 69-9 win over Venice. Meanwhile, the Indians upended the Pirates of Braden River 46-24 and turned back Palmetto 48-33.

"So now we go on to the next level and try to fix a few holes we noticed out there tonight, but it was a very solid performance," said Tarpons' head coach Evan Robinson. "I saw a few technique things with a few of the guys, but nothing big. We're ready to move on from here."

The next step for both Charlotte and Venice is the Regional Duals at Charlotte next Thursday.

Up and down its lineup, Charlotte showed few weaknesses. Among the stronger performances came from Jose Valdez at 220. He finished runner-up at state last season. The senior is now on a mission to finish his high school career as a state champion.

He won all three of his matches including two pins and a forfeit.

"This is my last year. I'm not going to wrestle in college so I'm determined to leave it all on the mat this year," said Valdez. "I wanted to go out today and dominate. I wanted to leave no doubt that I'm the best in the state. But, I still have some work left to do."

Perhaps the strongest performance from Venice came from freshman Jack Stone. Stone was also 3-0 on his evening, which included a forfeit and two first-period pins. Stone was only on the mat a total of 1:42 – not even the length of a single period. He is now 20-3 on the season.

"I heard the Charlotte kid was really good, so beating him really gives me a shot of confidence," Stone said.

SUN PHOTO BY STEPHEN MCKAY

The Tarpons' Andrew Austin won his match against Palmetto with a first period pin.

Stone has recently dropped down a weight class, which should make him even more dangerous. While most of his wins this season have come at 120, he now grapples at 113.

Gage Tippman also went undefeated for Venice with two pins and a 4-2 win over Preston Powell of Charlotte.

"I actually had a couple of young kids in the lineup with a couple of my varsity kids out for various reasons," said Indians' head coach Pat Ryan. "I threw them in there and they did very well. Top to bottom, our fight was there and I was very pleased."

One of the young kids to step up was junior Will Kraut at 132. When he pinned his Braden River opponent at 5:40, a huge eruption of cheers rose up from the Indians' team bench.

"Yea, that was an exciting match. He really stepped up for us," said Ryan.

In the most dominant team performance, Charlotte earned 11 first-period pins against Braden River. Two Tarpons accomplished the feat in 20 seconds including Patrick Nolan at 113 and Ted Gjerde at 132. Three others, Malachi Schaeffer (126), Frank Hoffman (170) and Anthony Andou (195), pinned their opponents in :26.

■ GIRLS SOCCER: Venice 2, North Port 1

Venice overcomes first deficit to remain unbeaten

By VINNIE PORTELL
Sports Editor

Trailing 1-0 in the second half on Thursday night, the Venice girls soccer team found itself in unfamiliar territory.

Not only had the Lady Indians not lost all season, but they had never faced even a one-goal deficit until North Port (6-3-2) came to Powell-Davis Stadium.

But the lead would be short lived for the Lady Bobcats, as Indians junior Mason Schilling scored two goals in the second half to lift Venice (12-0) to a 2-1 victory, helping the Indians stay undefeated and finish district play at 7-0.

"This is the first time we've trailed all season, and I'm kind of glad it happened that way," Venice associate head coach Lynley Hilligoss said. "We haven't felt this way or been in this position all season, so us having to fight and come back really showed the character of this program and the girls who play for us."

After 25 minutes of back-and-forth possession to start the game, Bobcats sophomore Charleze Borer took advantage of a mishit by a Venice defender in the box and sent the ball into the net.

Despite Venice out-shooting North Port 11-2 in the first half, the Indians couldn't capitalize. After the Bobcats lost to the Indians 5-0 earlier this season, North Port coach Hans Duque put more of an emphasis on his team's defensive efforts this time around.

"We were trying to net one to see what would work. We switched the defense in the midfield, and it worked," Duque said. "We netted one in the first half and held them there, but unfortunately it didn't work out. They have talent and we recognize that, but you can also outplay talent.

"You have to play as a team, and that's how you do it. We're gonna keep experimenting, because we're most likely gonna face them again."

The Indians had opportunities to score in the first half, but an offsides call and the Bobcats defense prevented Venice from pulling even.

However, the second half was a different story for Venice.

While the Indians still struggled to convert on their looks, eventually the steady barrage of shots allowed Venice to break through.

Schilling knotted the game at 1-1 early in the second half as a free kick by Kat Jordan from 30 yards out rocketed off the goalkeeper's hands and Schilling cleaned up the deflection with a timely poke.

Finally on the scoreboard, Venice kept attacking.

Putting up shot after shot, near misses and tight defense kept the Indians inches away from several goals. With five minutes to go, the Bobcats defense had managed to withstand that onslaught, sending back eight shots on goal and 20 total shots before Venice finally struck for the game-winner.

Indians sophomore Karina Diaz found Schilling racing down the field with a well-timed pass, and the junior forward used her speed to her advantage. Sprinting just past North Port's defense, Schilling lobbed a shot over the goalkeeper's head and into the net to the roaring approval of teammates and fans who weathered the cold night.

The junior jumped up and down with excitement as her teammates rushed to embrace her and players danced on the sidelines.

"The rush of excitement was incredible," Schilling said of scoring the game-winning goal. "The pass from Karina was amazing and all my teammates running up to me was awesome. I've never had this much support or ever been on a team like this."

Following Schilling's second goal of the night, Venice played a little keep-away for the remaining handful of minutes until the final whistle blew.

"I've been talking about it all week, and there's gonna be that point in the season where we only have that one opportunity to score," Hilligoss said. "North Port definitely capitalized on that tonight."

SPORTS ON TV

MEN'S COLLEGE BASKETBALL

7 p.m.
ESPN2 — Wright State at Northern Kentucky
ESPNU — Siena at Marist
FS1 — Indiana at Maryland

9 p.m.
FS1 — Purdue at Wisconsin

WOMEN'S COLLEGE GYMNASTICS

7 p.m.
SEC — Missouri at Florida

8:30 p.m.
SEC — LSU at Auburn

MEN'S COLLEGE HOCKEY

7 p.m.
CBSSN — Miami-Ohio at Western Michigan
NBCSN — Minnesota at Notre Dame

8 p.m.
BTN — Michigan State at Penn State

9:30 p.m.
CBSSN — Nebraska at Denver

COLLEGE WRESTLING

6 p.m.
BTN — Maryland at Purdue

GOLF

6 p.m.
GOLF — PGA Tour Golf: Sony Open, second round, Honolulu, Hawaii

HIGH SCHOOL BASKETBALL

9 p.m.
ESPN2 — Rancho Christian (Calif.) at Memphis East (Tenn.)

NBA BASKETBALL

7:30 p.m.
ESPN — Indiana at New York

10 p.m.
ESPN — LA Lakers at Utah

NHL HOCKEY

7:30 p.m.
NHL — Buffalo at Carolina

SWIMMING

9:30 p.m.
NBCSN — TYR Pro Swim Series: Day 2 action, Knoxville, Tenn.

HOW TO ...

- **Submit a story idea:** Email sports@sun-herald.com or call 941-206-1175. Must contain name, address and number.
- **Report a high school result:** Call 877-818-6204 or 941-206-1175.
- **To report an error:** Call the sports department at 941-206-1175 or email sports@sun-herald.com.

■ BOYS SOCCER: North Port 2, Riverview 1

Bobcats use second-half rally to beat Rams

By JACOB HOAG
Staff Writer

NORTH PORT — The North Port boys soccer team didn't get to run to the concession stand a scarf down some hot chicken noodle soup like many of the fans did in the sub-50 degree weather.

Instead they did their feasting on the field, scoring two second-half goals in a 2-1 win over Riverview (9-3-1) on Thursday.

"We went into half down by one, but felt good about how we were playing and moving the ball," North Port coach Joey Sorbino said. "We made some minor adjustments at halftime based off what we saw from the other team, and were able to expose some good matchups."

The opening minutes of the second half saw a much more aggressive Bobcat offensive. North Port (9-4-1) got two quick shots, one of which rolled right in front of an open net, but there was no one there to finish it off.

The Bobcats first got on the board in the 54th minute on a perfectly placed header by Kalani Carrion-Soto, who tipped it just out of reach of the Rams' keeper.

Three minutes later, coming off a throw in on the far side of the field, senior John-victor Oliviera sent a deep, driving shot into the right side of the net for the go-ahead goal.

"The boys responded after that by keeping possession in there half wearing down the defense and then finishing two top quality chances," Sorbino said. "I'm proud of the way our guys left it all on the field tonight and hopefully this sets a benchmark for how we can win games from here on out"

The Bobcats host Venice High tomorrow at 7:30 p.m.

■ PREP ROUNDUP

Lady Bobcats win County Weightlifting Championships, Mustangs basketball cruises

The North Port High School girls weightlifting team took home the top spot in the County Championships on Wednesday.

Taking home first place in their weight classes for the Lady Bobcats were Tatiana Wilburn (101-pound, 235 combined lift), Bri Sepulveda (110-pound, 265 combined), Samantha Sineath (119-pound, 260 combined), Javi Quiles (129-pound, 280 combined), Mikayla Fischer (154-pound, 240 combined), Kayle Truran (169-pound, 310 combined), Abby Messeroux (199-pound, 255 combined), Zoey Daniels (Unlimited, 360 combined).

The combined lift is tallied by combining the best of three lifts of both bench press and clean and jerk.

BOYS BASKETBALL

Community Christian 83, Imagine 47

Three Mustangs scored in double figures as Community Christian cruised past the Imagine School at North Port 83-47.

Jeren Almeida led with 21 points while shooting 5 of 11 from the 3-point line. Rodney Anicet followed with 20 points and 10 rebounds. Brandon Hill, who recently returned from injury, added 16 points, 13 rebounds and seven assists.

Community Christian is now 6-7 on the year and 5-1 in district play.

■ PREP SOCCER

Lemon Bay girls tie, Boys thump Riverdale

By BRUCE ROBINS
Sun Correspondent

ENGLEWOOD — After leading for much of the second half, the Lemon Bay girls soccer team was forced to settle for a 2-2 tie as Riverdale scored with just over four minutes to play in a non-district game Thursday night.

Raider Josie Adkins scored her second goal of the game on a breakaway to even the score after the Lady Mantas had missed several opportunities to extend the lead they had taken six minutes into the second half.

"It's a little disappointing because we told the girls it's important for them to be consistent in their play throughout the entire game," Lemon Bay coach Katie Cooke said. "We ran into a little bit of a problem in the first five minutes of the game.

"We did really well, we were moving the ball, we were possessing, we go to net and score, and then we come back in the last five minutes of the game. We let our guard down and we let them put one away."

Riverdale was awarded a corner kick less than two minutes into the match, and Adkins converted for a quick 1-0 lead. But the Mantas got their own corner kick ten minutes later and evened things up as Lauren Ragazzone scored on a header off the kick by Heather Knight.

Six minutes after halftime, Lemon Bay took a 2-1 lead as Hanna Cislo took a crossing pass from Sophia Cherniak and drilled the shot past Raider goalkeeper Madison Drovdlic into the left side of the net.

That's how it stayed until the final minutes as Lemon Bay goalie Taylor Mason made several clutch saves in the second half until Adkins scored the equalizer.

"It was a fast breakaway on their part," Cooke said. "A couple of our defenders got caught out of position because they had pushed up for the offensive attack and they got a little lackadaisical getting back so we were a little bit lazy on that transition there and the other team took advantage of it like they should have."

Lemon Bay is now 9-5-3 on the season while Riverdale is 8-2-3, but Cooke knew the Mantas had let a victory slip away.

"It's a little bit frustrating when you know that you've possessed the ball 85 to 90 percent of the game and then you let it go," Cooke said. "But we were working the ball really pretty through the midfield. They were finding feet and starting to jell as a team. Our forwards are keeping their heads up and taking shots so that's all encouraging going into districts."

The Mantas have their final district match of the season Friday night against Island Coast at home.

Mantas score six in senior-night victory

Six Lemon Bay seniors were honored before the game for Senior Night,, and the Manta Rays celebrated by scoring six times in defeating Riverdale, 6-3, at a chilly Veterans Stadium Thursday night.

The first half was close, with Lemon Bay leading 1-0 at intermission on a goal by Keagan Hoaglin in the opening minutes. The second half turned into a wild affair with the Mantas opening up a big lead and coasting to the win.

"It was a huge victory," senior Keegan McCormack said. "We played with a lot of heart. We played with a lot of emotion. We started to let loose and at the very end we pulled together even though it started to look a little ugly. I love the team effort a lot."

"This team that we went up against used to mercy rule us," fellow senior Jonathan Ruiz said. "But with all the effort all the boys put in, we came out on top and that's what's important. With the support we got tonight, we couldn't ask for anything more. It's been an amazing Senior Night."

Senior Ben Crumpton scored three minutes into the second half to make it 2-0, then notched another goal on a breakaway 12 minutes later to give Lemon Bay a 3-0 advantage.

The Raiders got one back on penalty kick by Delmer Regalado just before the second half water break. With a district game coming up Friday, Mantas coach Emilio Baradith began substituting several junior varsity players to give his starters a break. Esteban Alvarez and Michael Greggs scored for Lemon Bay to make it 5-1 with less than 10 minutes to go in the match.

Moments later, Riverdale was awarded another penalty kick, and Regalado cashed in again. Another Raider goal three minutes later forced Baradith to put his starters back in, and Milo Rossetti added the final tally for the Mantas in the final seconds of the game.

Lemon Bay (10-6) now heads to Island Coast for its final district match of the season.

"That's such an important game," McCormack said. "If we win, we can go into third place, and that'll be as high as we've ever been in 24 years. That's huge for us. We want to go as far as we can in districts. We want to try to win it."

■ GIRLS SOCCER: Charlotte 3, Port Charlotte 3

Pirates and Tarpons nail-biter ends in draw

By JUSTIN RAFFONE
Sun Correspondent

PUNTA GORDA — In the middle of November on a chilly night at the Pirates Cove, the Charlotte Lady Tarpons soccer team came in won a tightly contested match 1-0. That was the second game of the season for each team. The rematch was slated for December, but was ultimately canceled due to inclement weather.

Thursday night the make-up game for that early season rematch played out much unlike the first match, besides the cool weather. After just one goal in the first meeting, a match that looked like it might be a 0-0 draw, Thursday saw six goals scored and a 3-3 finish.

Statistically the night could not have been any closer as well. Besides each scoring three goals, both teams had 19 shots. Charlotte had 18 shots on goal compared to Port Charlotte's 14 and Charlotte had three corner kicks to outpace the Pirates' two.

"Our girls wanted this win very badly for our seniors," said Tarpons head coach Amanda Carr. "I feel bad our seniors didn't get to finish this game with a win. Ultimately our underclassmen understand this rivalry and are hungry for more."

Carr and her team may have felt letdown after the Lady Tarpons took an early 3-0 lead on breakaways. Cely Zervos scores two goals on three shots on the night and Kalli Pho added a goal on five shots for Charlotte.

Port Charlotte would fight their way back, however, with two goals coming off of nice crosses from the outside and a handball in the box setting up the Pirates game-tying goal.

The Pirates third goal came with just over three minutes played in the second half, and the score would stay even for the remainder of the night. Port Charlotte put pressure on the Tarpons late, attempting nine shots after the game-tying goal, including a penalty kick, but were not able to put the game winner in the back of the net.

SUN PHOTO BY CHRIS BLAKE

Charlotte's Rylee Perry (right) fights for control of the ball against Port Charlotte's Slylar Daniels (left) during Thursday's soccer game at Charlotte High School.

■ GIRLS SOCCER: North Port 44, Bishop Verot 42

Bobcats use their smarts, defense to find edge

By JOHN VITTAS
Sun Correspondent

NORTH PORT – If the Bobcats don't out-shoot you, they'll out-smart you.

On a night where North Port (7-7) shot 4-for-20 from beyond the arc and its usual sharpshooter, Eric Baker, finished 1-for-10, North Port used a smart yet aggressive approach to beat a bigger and maybe better Bishop Verot (8-6) team, 44-42.

Neither team led by more than eight points in the entire game, with the margin reaching no greater than four in the final four minutes.

Despite the nature of the contest and important possessions down the stretch, North Port coach Ryan Power never used a timeout. Instead, he relied on his team of well-coached players to execute correctly.

"We have a lot of seniors on this team, and I've got confidence in them late in games to make the right decisions and to be listening," Power said. "They were really into it. In the first half, they went on a run and I wanted our guys to learn how to play through the run without me bailing them out with a timeout."

Power used the longest timeout of the night to make the most important adjustments – halftime.

Trailing 25-20, the Bobcats came out focused in the third quarter. On a night where points were hard to come by, North Port went on a 10-0 run in just two minutes of play. Baker and Nick Passamonte drilled back-to-back 3-pointers to give the Bobcats a 28-27 lead before Mitch Tosi delivered two consecutive three-point plays to extend the lead to 34-27.

The Bobcats deployed Tosi, a 6-foot-2 inch center, and a bunch of guards on Torres, pushing him off the block and repeatedly batting away entry passes.

"We wanted to mix it up to keep them guessing," said Power. "When we stayed in man (defense) a little too long, they got comfortable and started executing extremely well. Once we started switching defenses, it cut them off and gave our guys a little confidence."

Despite missing more than seven minutes of action due to foul trouble, Tosi was relentless down low, working around Torres to finish with a game-high 18 points.

"Mitch is going to be the hardest worker in any game," Power said. "He's going to be out-sized, but he's going to out-work whoever he's playing. He gives us interior scoring and gives us offensive and defensive rebounds."

North Port also took advantage of their opportunities at the free throw line.

Baker made two free throws with 15 seconds left to extend the lead to four. In a 44-42 game with six seconds left, the Bobcats had two fouls to give, and wisely used one to stop the Bishop Verot momentum on the final possession.

With just two seconds remaining and two thirds of the court to go, Baker blocked a potential game-winning half-court shot as the buzzer sounded to seal the win.

PIRATES

FROM PAGE 1

game with so many fouls. I'm glad we made 28 foul shots, but it was a sloppy game," Port Charlotte coach Kip Rhoten said. "We did what we had to do and the next thing we know, we're up by 20."

Shemar Fleurissant was the only other player to score in double figures with 10 for the Pirates.

Cyrus Lusk led the Indians with eight, but was ejected in the fourth quarter for a flagrant foul, joining Indians forward Nick Giacalone who fouled out on a technical foul early in the fourth quarter as frustration kicked in on Venice (3-10).

To be fair to Venice, it stood toe-to-toe with the Pirates and came out with a respectable showing, just as it did in its game earlier this season with them, losing 64-50 at home.

The Indians held Port Charlotte to 21 first-half points, yet still trailed by 10 at the half. It wasn't until the fourth quarter when the game was out of reach did Venice's offense kick in.

"Every time we play them it's physical. It's the best coached team in the area, so you had better be physical and not back down from anybody," Venice coach John Flynn said. "With (district rival Sarasota) coming up tomorrow, we needed to get some work done. We held them to 51, and that's good. But they locked us down pretty good."

PORT CHARLOTTE 51, VENICE 33

Venice 5 6 6 16 – 33
Port Charlotte 11 10 17 13 – 51

Venice (33): Lusk 8, Rockymore 7, Gebel 5, Keyso 4, Marino 4, Giacalone 3, Flynn 2. Totals: 10 13-22 33.

Port Charlotte (51): Tyler Perry 21, Shemar Fleurrissant 10, Romero 8, Gainey 5, Schmutz 3, Ulmaniec 2, Telfont 2. Totals: 10(3) 28-41 51.

PREP SPORTS CALENDAR

TODAY

■ **Basketball**

Venice boys vs Sarasota, 7 p.m.
Charlotte boys at Lemon Bay, 7 p.m.
Port Charlotte boys at Ida Baker, 7 p.m.
Port Charlotte girls vs. Ida Baker, 7 p.m.
North Port girls at Sarasota, 7:30 p.m.
Lemon Bay girls at Charlotte, 7 p.m.

■ **Soccer**

Venice boys at North Port, 7 p.m.
Lemon Bay — boys at Island Coast, 7:30 p.m.
Port Charlotte boys vs. Mariner, 7 p.m.
Charlotte boys at Palmetto, 7 p.m.
Lemon Bay girls vs. Island Coast, 6 p.m.
Port Charlotte girls at Mariner, 7:30 p.m.
Charlotte girls vs. Palmetto, 7 p.m.

SATURDAY, 1/12

■ **Basketball**

Lemon Bay boys vs. DeSoto County, 7 p.m.
Port Charlotte boys at North Port, 5 p.m.
Imagine boys vs. Saint Stephen's, 4 p.m.
Venice girls vs. Palmetto, 1:30 p.m.
Port Charlotte girls vs. North Port, 5 p.m.
Imagine girls vs. Saint Stephen's, 2:30 p.m.

■ NBA: Heat 115, Celtics 99

Wade, Richardson unload on Boston

By TIM REYNOLDS
AP Basketball Writer

MIAMI — Dwyane Wade scored 19 points, Josh Richardson added 18 and the Miami Heat connected on a season-high 18 3-pointers on the way to beating the Boston Celtics 115-99 on Thursday night.

Derrick Jones Jr. scored 14 points, and Justise Winslow finished with 13 points and a career-best 11 assists for the Heat. Miami had 33 assists on 45 field goals.

Kyrie Irving led all scorers with 22 for the Celtics, who scored a season-high 135 points one night earlier in a win over Indiana — and were held under 100 for only the fourth time all season, the first time since Nov. 17.

Marcus Smart scored 18, and Jayson Tatum and Marcus Morris each had 17 for the Celtics. Wade had 12 of his 19 in the second half for Miami, which snapped a two-game slide.

They trailed for 4:14 in the first quarter alone on Thursday, and that set the tone.

Miami outscored Boston 17-4 in the final 3:07 of the first half and took a 61-43 lead into the break — the largest halftime edge for the Heat since November. And an 11-3 run to start the third pushed the lead out to 72-46, which would seem to indicate that Miami was in complete control.

Looks were deceiving.

Boston scored the next 16 points, with Tatum getting six of them — all from the foul line — and the Celtics were right back in the game. Wade made a 3-pointer to stop the run, and scored eight points in the final 3:47 of the quarter as the Heat took an 83-72 lead into the final 12 minutes.

TIP-INS

Celtics: Boston had its fourth-lowest-scoring first half of the season (43), its worst since scoring 37 in the first half at Portland on Nov. 11. The Celtics had scored at least 50 points in 18 of their last 19 halves entering Thursday.

Heat: It was Miami's 400th consecutive home sellout. ... Winslow wore "RIP Sammy Farkas" on his sneakers, a tribute to a Miami Beach teen who died in a fall earlier this week. Jones made a 40-footer to end the first half, and had a 60-footer to end the third quarter hit the rim and bounce off.

AP PHOTO

Miami Heat forward James Johnson slams one home over Boston Celtics guard Kyrie Irving during the first half Thursday, in Miami. Johnson scored 12 points and grabbed five rebounds on the night. The Heat improved to 20-20 on the season. Miami combined for a season-high 18 3-pointers.

■ WOMEN'S COLLEGE BASKETBALL ROUNDUP

Irish put down Cardinals in 1-2 faceoff

By JOHN FINERAN
Associated Press

SOUTH BEND, Ind. — Arike Ogunbowale scored 30 points and No. 1 Notre Dame overcame 18 turnovers to beat No. 2 Louisville 82-68 on Thursday night.

Brianna Turner added 16 points and Jackie Young had 14 for the Irish (15-1, 3-0 Atlantic Coast Conference). They regained the top spot in The Associated Press poll this week and won their eighth straight since an 89-71 loss to Connecticut.

Asia Durr had 29 points for Louisville (14-1, 2-1), and Bionca Dunham added 10. The Cardinals cut a 10-point deficit to two twice in the fourth quarter, the last at 68-66 with 1:48 remaining, but Turner's basket and Ogunbowale's 3-pointer propelled the Irish to a 14-2 finish

Durr scored 19 points in the first half, including 12 straight for her team in a 3:47 span between the first and second quarter en route to a 35-33 halftime lead.

Notre Dame's biggest lead of the half was four points, 15-11, when Turner converted a pass from Ogunbowale at 3:12 of the first quarter. Durr scored Louisville's next eight points to make it 19-16 before the Irish took a 20-19 lead on two free throws each by Ogunbowale and Young.

An 8-1 run by Louisville to start the second quarter gave the Cardinals a 27-21 lead and forced coach Muffet McGraw to call a timeout. At that point, Louisville had forced eight turnovers while not committing one.

Louisville's lead reached seven twice in the second quarter, the last time at 35-28 on Dunham's layup with 2:38 to play. Notre Dame, which hit just two field goals in 14 attempts (14 percent) in the quarter, closed on a 5-0 run, all from the free-throw line as Louisville forced 11 turnovers.

Ogunbowale nailed a 3-pointer just before the buzzer to give the Irish a 57-47 lead going into the final quarter. Louisville made just 2 of 11 shots in the quarter and had four turnovers to two by Notre Dame.

No. 16 Kentucky 73, No. 13 Tennessee 71

Maci Morris scored 27 points before fouling out as No. 16 Kentucky withstood an injury to Taylor Murray and hung on for a 73-71 victory over No. 13 Tennessee on Thursday night.

The Lady Volunteers (12-3, 1-2 SEC) have lost consecutive home games for the first time since December 1996. Tennessee fell 66-64 to Missouri on Sunday.

Murray was fouled by Tennessee's Zaay Green under the basket on a fastbreak attempt late in the first half. Murray sat on the bench throughout the second half with an ice pack around her left knee.

After trailing by 16 late in the third quarter, Tennessee cut the margin to 66-64 before Kentucky's Jaida Roper sank a 3-pointer with 55 seconds left to help secure the victory.

Evina Westbrook scored 20, Rennia Davis had 12 and Mimi Collins added 11 for Tennessee. Ogechi Anyagaligbo scored 13 and Roper had 10 for Kentucky (15-2, 2-1).

No. 8 NC State 63, Pittsburgh 34

Kiara Leslie had 16 points and eight rebounds, and No. 8 North Carolina State beat Pittsburgh 63-34 on Thursday night to improve to 16-0.

Leslie has been more assertive since leading scorer Grace Hunter's season ended with a knee injury against Duke last week. In the first game without Hunter on Sunday at Boston College, Leslie scored 31 points and shot 13 for 15 from the field for the Wolfpack (3-0 Atlantic Coast Conference).

Against Pitt, Leslie led the Wolfpack in scoring, assists (five) and steals (three). The senior guard scored 14 points in the first half while N.C. State built a 35-16 halftime lead. DD Rogers added 10 points and eight rebounds.

Kauai Bradley led Pitt (9-2, 0-2) with eight points. The Panthers shot just 7 for 40 (17.5 percent) from the field in the first three quarters and missed 10 of their first 11 3-point attempts.

N.C. State ran off nine straight points to stretch its advantage to 21 just before halftime. Leslie passed to Rogers for a layup to start the run, and added a steal and a fast-break layup as the Wolfpack overcame a cold-shooting (5 for 14) first quarter to take a comfortable lead.

■ GOLF

Putnam has career-best 62 to lead Sony Open

By DOUG FERGUSON
AP Golf Writer

HONOLULU — Andrew Putnam didn't get a practice round in for the Sony Open because of a bee sting, and he apparently didn't need one.

Putnam made birdie on half of his holes Thursday at Waialae, none of them tap-ins, and took only 23 putts for an 8-under 62. It was the lowest score of his PGA Tour career and gave him a four-shot lead among the early starters.

Brandt Snedeker, Jason Dufner and John Chin were at 66, with defending champion Patton Kizzire among those at 67.

Jordan Spieth was hopeful of better in his 2019 debut. He had to wait until his 16th hole, the par-3 seventh, for his first birdie of the year. And that was all he made in a round of 73 that left him needing a low round just to make it to the weekend.

He still managed to keep it entertaining, especially with the new rules.

Spieth, like most players, doesn't understand the visually awkward change of dropping from knee-height instead of shoulder-height. Six holes into his round, his tee shot came up inches short of a sprinkler head. He called for a ruling and was given relief because of the potential of injury or damaging the club. Then, he did what he has done his entire golfing life — he held the ball at the level of his shoulder.

Slugger White, the tour's vice president of competition, stopped him. Had he dropped and played the shot, it would have been a penalty. If not, he could have dropped again from the proper height.

"I'm like, 'Wouldn't it just be a re-drop anyway?' What's the big deal?'" Spieth said. "It's unusual."

He caught himself from dropping shoulder-height behind the 18th green. He also tapped in for par on the opening hole with the flagstick still in the cup, another change that is getting plenty of attention early in the year. And he tapped down a spike mark in the line of a 4-foot putt.

"All in all, I got a test of most of the new rules today," he said.

Putnam, among 23 players who were on Maui last week at the Sentry Tournament of Champions, made it all look so easy. This is his third year playing the Sony Open, so the course is not new to him. But it's unusual for him not to at least get in a practice round.

He was poolside Tuesday when the bee stung him in the foot.

"I couldn't walk, so I had to withdraw out of the pro-am," he said. "I was just sitting around all yesterday and couldn't even hit a shot. Yeah, kind of bizarre how it all worked out."

He shot his 62 despite a bogey on the 15th hole when his pitch came up 12 feet short and he missed the putt.

Putnam didn't miss many in the opening round. Statistically, he made just over 174 feet of putts, from a 5-footer on the closing hole (his shortest birdie putt) to his longest birdie on the 14th at just under 30 feet.

"The hole was very large and the ball was going in," he said. "It was fun."

Snedeker found it a bit more enjoyable, too, once he got his round going. He wasn't under par until a birdie at the turn on the par-5 18th, and he shot 32 on the front, which typically is the slightly tougher side.

It's the same state, different island, but the course couldn't be any different from last week. Kapalua was built on the side of a mountain, with enormous greens and large undulations. Waialae is old school, flat and lined by palms, with smaller greens.

"They are faster and a lot flatter," Snedeker said. "The biggest break you'll see here is maybe a foot of break on a putt. Last week, if you had anything under a foot, you would be excited."

AP PHOTO

Andrew Putnam hits from the 10th fairway during the first round of the Sony Open PGA Tour event at the Waialae Country Club in Honolulu, Hawaii.

SCOREBOARD

PRO FOOTBALL

NFL PLAYOFFS
All times Eastern
WILD-CARD ROUND
Jan. 5
Indianapolis 21, Houston 7
Dallas 24, Seattle 22
Jan. 6
L.A. Chargers 23, Baltimore 17
Philadelphia 16, Chicago 15

DIVISIONAL PLAYOFFS
Saturday's Games
Indianapolis at Kansas City, 4:35 p.m. (NBC)
Dallas at L.A. Rams, 8:15 p.m. (FOX)
Sunday's Games
L.A. Chargers at New England, 1:05 p.m. (CBS)
Philadelphia at New Orleans, 4:40 p.m. (FOX)

CONFERENCE CHAMPIONSHIPS
Sunday, Jan. 20
NFC: TBD, 3:05 p.m. (FOX)
AFC: TBD, 6:40 p.m. (CBS)

PRO BOWL
Sunday, Jan. 27
At Orlando, Fla.
AFC vs. NFC, 3 p.m. (ABC/ESPN)

SUPER BOWL LIII (53)
Sunday, Feb. 3
At Mercedes-Benz Stadium, Atlanta
AFC champion vs. NFC champion, 6:30 p.m. (CBS)

NFL PLAYOFF INJURY REPORT
As provided by the league:
Saturday
INDIANAPOLIS at KANSAS CITY — COLTS: DNP: DT Denico Autry (shoulder), TE Eric Ebron (hip), S Clayton Geathers (knee), WR Ryan Grant (toe), WR T.Y. Hilton (ankle), S Malik Hooker (foot), WR Dontrelle Inman (shoulder, finger), DE Tyquan Lewis (knee), S Michael Mitchell (calf), DE Jabaal Sheard (knee). LIMITED: LB Darius Leonard (shoulder, ankle). FULL: S J.J. Wilcox (ankle). **CHIEFS:** DNP: LB Dorian O'Daniel (calf, ankle). LIMITED: S Eric Berry (heel), RB Spencer Ware (hamstring), WR Sammy Watkins (foot). FULL: CB Kendall Fuller (thumb), WR Tyreek Hill (heel), CB Jordan Lucas (shoulder), DT Derrick Nnadi (concussion), LB Reggie Ragland (hip), CB Charvarius Ward (shoulder), DT Xavier Williams (back, ankle).
DALLAS at L.A. RAMS — COWBOYS: DNP: WR Cole Beasley (ankle), WR Noah Brown (illness), DT Maliek Collins (illness, ankle), DE David Irving (ankle), TE Blake Jarwin (ankle). LIMITED: WR Tavon Austin (groin), DE Tyrone Crawford (neck), G Zack Martin (knee), T Tyron Smith (neck), G Xavier Su'a-Filo (ankle), S Darian Thompson (groin). FULL: S Jeff Heath (wrist), LB Sean Lee (hamstring), QB Dak Prescott (knee). **RAMS:** LIMITED: S Blake Countess (concussion), RB Todd Gurley (knee). FULL: S Lamarcus Joyner (ankle).
Sunday
L.A. CHARGERS at NEW ENGLAND — CHARGERS: DNP: RB Melvin Gordon (knee), C Mike Pouncey (thumb). LIMITED: CB Brandon Facyson (concussion), RB Derek Watt (shoulder), LB Kyle Wilson (concussion). FULL: S Jahleel Addae (shoulder), TE Hunter Henry (knee), T Sam Tevi (groin). **PATRIOTS:** LIMITED: TE Dwayne Allen (knee), DE Deatrich Wise (ankle). FULL: S Devin McCourty (concussion), WR Cordarrelle Patterson (knee).
PHILADELPHIA at NEW ORLEANS — EAGLES: DNP: DE Michael Bennett (foot), QB Carson Wentz (back). LIMITED: LB D.J. Alexander (hamstring), WR Alshon Jeffery (ribs), CB Sidney Jones (hamstring), T Jason Peters (quadricep), WR Golden Tate (knee), WR Mike Wallace (ankle). **SAINTS:** LIMITED: T Terron Armstead (pectoral), G Jermon Bushrod (hamstring), DE Alex Okafor (knee), T Andrus Peat (hand), T Ryan Ramczyk (shoulder), G Larry Warford (knee). FULL: S Chris Banjo (knee), WR Ted Ginn (knee).

COLLEGE FOOTBALL

FINAL THE AP TOP 25 POLL
The Top 25 teams in The Associated Press college football poll, with first-place votes in parentheses, final records, total points based on 25 points for a first-place vote through one point for a 25th-place vote, and previous ranking:

	RECORD	PTS.	PV
1. Clemson (61)	15-0	1,525	2
2. Alabama	14-1	1,462	1
3. Ohio State	13-1	1,364	5
4. Oklahoma	12-2	1,356	4
5. Notre Dame	12-1	1,286	3
6. Louisiana State	10-3	1,119	11
7. Florida	10-3	1,103	10
7. Georgia	11-3	1,103	6
9. Texas	10-4	1,076	14
10. Washington State	11-2	959	12
11. Central Florida	12-1	898	7
12. Kentucky	10-3	820	16
13. Washington	10-4	806	9
14. Michigan	10-3	745	8
15. Syracuse	10-3	683	17
16. Texas A&M	9-4	552	21
17. Penn State	9-4	492	13
18. Fresno State	12-2	466	19
19. Army	11-2	418	22
20. West Virginia	8-4	296	15
21. Northwestern	9-5	284	—
22. Utah State	11-2	188	—
23. Boise State	10-3	184	23
24. Cincinnati	11-2	171	—
25. Iowa	9-4	120	—

Others receiving votes: Appalachian State 96, Stanford 52, Mississippi State 45, Utah 43, Alabama-Birmingham 32, Iowa State 26, Auburn 15, Oregon 11, Missouri 10, Troy 6, Georgia Southern 6, Oklahoma State 3, Wisconsin 2, North Carolina State 2.

BOWL RESULTS/SCHEDULE
Jan. 7
College Football Championship
At Santa Clara, Calif.
Clemson 44, Alabama 16

Saturday, Jan. 19
East-West Shrine Classic
At St. Petersburg, Fla.
East vs. West, 3 p.m. (NFLN)
NFLPA Collegiate Bowl at Pasadena, Calif.
American vs. National, TBA (NFLN)

Saturday, Jan. 26
Senior Bowl at Mobile, Ala.
North vs. South, 2:30 p.m. (NFLN)

ODDS

PREGAME.COM LINE
NATIONAL BASKETBALL ASSOCIATION
Today

FAVORITE	LINE	O/U	UNDERDOG
at Golden State	15½	221	Chicago
Milwaukee	7	231	at Washington
at Philadelphia	12½	231½	Atlanta
Indiana	8½	220	at New York
at Toronto	9½	220	Brooklyn
at Houston	14½	217½	Cleveland
at Minnesota	5	221	Dallas
at Utah	9	217	L.A. Lakers
at Portland	6½	223	Charlotte

COLLEGE BASKETBALL
Today

FAVORITE	LINE	UNDERDOG
at Maryland	5	Indiana
at N. Kentucky	6½	Wright St.
at Wisconsin	4½	Purdue

NATIONAL HOCKEY LEAGUE
Today

FAVORITE	LINE	UNDERDOG	LINE
at Carolina	Off	Buffalo	Off
at Winnipeg	-230	Detroit	+210
at Calgary	-203	Florida	+183
Pittsburgh	-138	at Anaheim	+128

NATIONAL FOOTBALL LEAGUE PLAYOFFS
Saturday

FAVORITE	OPEN	TODAY	O/U	UNDERDOG
at Kansas City	5	5	57	Indianapolis
at L.A. Rams	7½	7	49½	Dallas
Sunday				
at New England	5	4	47½	L.A. Chargers
at New Orleans	10	8	51	Philadelphia

Updated odds available at Pregame.com

TRANSACTIONS

BASEBALL
American League
BOSTON RED SOX — Agreed to terms with OF Bryce Brentz on a minor league contract. Named Ryan Jackson minor league field coordinator, Eric Velazquez minor league training coordinator, Shawn Haviland pitching performance coach, Paddy Steinfort mental skills coach, David Herrera trainer and Chris Messina strength and conditioning coach of Pawtucket (IL), Joe Oliver manager and Ben Chadwick strength and conditioning coach of Portland (EL), Corey Wimberly manager and Lance Zawadzki hitting coach of Salem (Carolina), Nelson Paulino hitting coach of Greenville (SAL), Luke Montz manager and Taylor Boucher trainer of Lowell (NYP, Miguel Bonilla pitching coach and Joel Harris training coordinator of the GCL Red Sox and Eider Torres hitting coach of the DSL Red Sox. Promoted Andy Fox to assistant minor league field coordinator/infield coordinator, Ralph Treuel to pitching coordinator/logistics, Dave Bush to pitching coordinator/performance, Darren Fenster to outfield/baserunning coordinator,
CHICAGO WHITE SOX — Designated OF Charlie Tilson for assignment. Agreed to terms with OF Jon Jay on a one-year contract.
MINNESOTA TWINS — Signed LHP Dario Alvarez and C Tomas Telis to minor league contracts.
SEATTLE MARINERS — Agreed to terms with RHP Cory Gearrin and INF Tim Beckham. Designated OF John Andreoli for assignment.
TEXAS RANGERS — Agreed to terms with RHP Jeanmar Gomez and OF Danny Santana on minor league contracts.
National League
NEW YORK METS — Signed LHP Luis Avilan to a minor league contract.
SAN DIEGO PADRES — Named Edwin Rodriguez manager of EL Paso (PCL), Freddy Flores fielding coach of Amarillo (TL), Tony Tarasco manager and Felipe Blanco fielding coach of Lake Elsinore (Cal), Leo Rosales pitching coach of Tri-City (NWL) and Jed Morris hitting coach of the AZL Padres.

FOOTBALL
National Football League
ARIZONA CARDINALS — Signed WR Bryant Mitchell to a reserve/future contract.

GOLF
PGA OF AMERICA — Promoted Sandy Cross to chief people officer and Arjun Chowdri to chief innovation officer.

HOCKEY
National Hockey League
CHICAGO BLACKHAWKS — Assigned F Matt Iacopelli from Rockford (AHL) to Indy (ECHL).
DETROIT RED WINGS — Assigned D Brian Lashoff to Grand Rapids (AHL).
FLORIDA PANTHERS — Recalled F Patrick Bajkov from Florida (ECHL) to Springfield (AHL).
LOS ANGELES KINGS — Activated D Alec Martinez from injured reserve.
NASHVILLE PREDATORS — Recalled G Miroslav Svoboda from Atlanta (ECHL) to Milwaukee (AHL).
NEW JERSEY DEVILS — Placed G Mackenzie Blackwood on injured reserve, retroactive to Jan. 2. Recalled F Kevin Rooney from Binghamton (AHL).
ROCKFORD ICEHOGS — Recalled D Neil Manning from Indy (ECHL).
ST. LOUIS BLUES — Recalled F Mackenzie MacEachern from San Antonio (AHL).
VEGAS KNIGHTS — Recalled G Zach Fucale from Fort Wayne (ECHL) to Chicago (AHL).
American Hockey League
BELLEVILLE SENATORS — Returned D Alex Breton to Allen (ECHL).
BRIDGEPORT SOUND TIGERS — Recalled D Mike Cornell and G Mitch Gillam from Worcester (ECHL).
CHICAGO WOLVES — Assigned F Matthew Weis to Fort Wayne (ECHL).
LEHIGH VALLEY PHANTOMS — Recalled F Michael Huntebrinker from Reading (ECHL).
ECHL
KALAMAZOO WINGS — Traded F Wade Murphy to Maine.
KANSAS CITY MAVERICKS — Released G Max Milosek.
MAINE MARINERS — Claimed G Ed Minney off waivers from Wichita. Released G A.J. Whiffen as emergency backup.
RAPID CITY RUSH — Signed F Justin Faryna. Released G Marty Magers as emergency backup.
SOUTH CAROLINA STINGRAYS — Traded F Nick Roberto to Worcester.
WORCESTER RAILERS — Added G Rob Lemelin as emergency backup.

SOCCER
Major League Soccer
LA GALAXY — Re-signed D Dave Romney.
MINNESOTA UNITED — Claimed M Osvaldo Alonso off waivers from Seattle. Traded a 2020 second-round draft pick and the fourth spot in the waiver order to Orlando City for top spot in the waiver order and two 2019 fourth-round draft picks.
PORTLAND TIMBERS — Terminated the contract of D Liam Ridgewell.
National Women's Soccer League
SKY BLUE FC — Traded the third 2019 draft pick to Washington for the 29th pick and D Caprice Dydasco, G DiDi Haracic and G Estelle Johnson.
United Soccer League
LA GALAXY II — Exercised options on F Frank Lopez, M Geoffrey Acheampong and Ds Justin Fiddes, John Requejo and Nate Shultz. Re-signed m Adrian Vera. Declined options on F Adonis Amaya, Ms Emmanuel Appiah and Andres Zanga, D Jean Engola and G Wade Hamilton.
NORTH TEXAS SC — Acquired M Alfusainey Jatta on one-year loan from MFK Vyskov (Moravskoslezska Fotbalova Liga-Czech Republic).

COLLEGES
NCAA — Granted Oregon State QB Jake Luton a sixth year of eligibility.
CHATTANOOGA — Named Adam Mims receivers coach, Ricky Spradling running backs coach and Zach Kramme director of football recruiting.
IOWA — Announced graduate DL Garret Jansen will transfer.
MASSACHUSETTS — Announced women's basketball F Sam Breen has transferred from Penn St.
MICHIGAN — Named Josh Gattis offensive coordinator.
NORTH CAROLINA — Named Scott Boone special teams coordinator and outside linebackers coach; Stacy Searels offensive line coach and Darrell Moody and Sparky Woods senior advisors to the head coach. Retained Robert Gillespie, running backs coach.
PENN STATE — Named Gerad Parker wide receivers coach.
STANFORD — D Tierna Davidson entered the NWSL draft.
TCU — Promoted Christopher Williams to assistant women's tennis coach.
TROY — Named Chip Lindsey football coach.
YALE — Named Sarah Martinez and Sade Ayinde assistant women's soccer coaches

PRO BASKETBALL

NBA
All times Eastern
EASTERN CONFERENCE

ATLANTIC DIVISION	W	L	PCT	GB
Toronto	31	12	.721	—
Philadelphia	27	15	.643	3½
Boston	25	16	.610	5
Brooklyn	21	22	.488	10
New York	10	31	.244	20
SOUTHEAST DIVISION	**W**	**L**	**PCT**	**GB**
Miami	20	20	.500	—
Charlotte	19	21	.475	1
Orlando	17	24	.415	3½
Washington	17	25	.405	4
Atlanta	12	29	.293	8½
CENTRAL DIVISION	**W**	**L**	**PCT**	**GB**
Milwaukee	29	11	.725	—
Indiana	27	14	.659	2½
Detroit	17	22	.436	11½
Chicago	10	31	.244	19½
Cleveland	8	34	.190	22

WESTERN CONFERENCE

SOUTHWEST DIVISION	W	L	PCT	GB
Houston	23	17	.575	—
San Antonio	24	18	.571	—
New Orleans	20	22	.476	4
Memphis	19	22	.463	4½
Dallas	19	22	.463	4½
NORTHWEST DIVISION	**W**	**L**	**PCT**	**GB**
Denver	27	12	.692	—
Oklahoma City	25	15	.625	2½
Portland	25	17	.595	3½
Utah	21	21	.500	7½
Minnesota	20	21	.488	8
PACIFIC DIVISION	**W**	**L**	**PCT**	**GB**
Golden State	27	14	.659	—
L.A. Clippers	24	16	.600	2½
L.A. Lakers	23	19	.548	4½
Sacramento	20	21	.488	7
Phoenix	10	33	.233	18

Wednesday's Games
Boston 135, Indiana 108
Washington 123, Philadelphia 106
Brooklyn 116, Atlanta 100
Memphis 96, San Antonio 86
Milwaukee 116, Houston 109
New Orleans 140, Cleveland 124
Dallas 104, Phoenix 94
Utah 106, Orlando 93
Portland 124, Chicago 112
L.A. Lakers 113, Detroit 100
Thursday's Games
Miami 115, Boston 99
L.A. Clippers at Denver, late
Oklahoma City at San Antonio, late
Detroit at Sacramento, late
Today's Games
Atlanta at Philadelphia, 7 p.m.
Milwaukee at Washington, 7 p.m.
Brooklyn at Toronto, 7:30 p.m.
Indiana at New York, 7:30 p.m.
Cleveland at Houston, 8 p.m.
Dallas at Minnesota, 8 p.m.
Charlotte at Portland, 10 p.m.
L.A. Lakers at Utah, 10 p.m.
Chicago at Golden State, 10:30 p.m.
Saturday's Games
Detroit at L.A. Clippers, 3:30 p.m.
Memphis at Miami, 5 p.m.
Boston at Orlando, 7 p.m.
New Orleans at Minnesota, 8 p.m.
San Antonio at Oklahoma City, 8 p.m.
Denver at Phoenix, 9 p.m.
Charlotte at Sacramento, 10 p.m.
Chicago at Utah, 10 p.m.

HEAT 115, CELTICS 99
BOSTON (99)
Tatum 4-11 7-7 17, Morris 7-13 0-0 17, Horford 1-8 0-0 2, Irving 10-19 0-0 22, Smart 5-10 4-5 18, Hayward 3-7 0-0 6, Ojeleye 0-0 0-0 0, Brown 1-5 0-1 2, Theis 1-4 0-0 2, Yabusele 2-2 0-0 5, Williams III 1-1 0-0 2, Wanamaker 0-1 2-2 2, Rozier 1-8 2-2 4. Totals 36-89 15-17 99.
MIAMI (115)
McGruder 1-4 0-0 3, J.Johnson 5-15 1-2 12, Whiteside 4-8 1-2 9, Winslow 5-9 1-2 13, Richardson 7-13 0-0 18, Jones Jr. 6-9 0-0 14, Olynyk 0-1 0-0 0, Adebayo 3-5 2-2 8, T.Johnson 4-8 0-0 11, Waiters 3-12 0-0 8, Wade 8-12 0-0 19. Totals 46-96 5-8 115.

BOSTON	24	19	29	27	— 99
MIAMI	28	33	22	32	—115

3-Point Goals—Boston 12-34 (Smart 4-8, Morris 3-5, Tatum 2-4, Irving 2-6, Yabusele 1-1, Brown 0-1, Hayward 0-2, Rozier 0-3, Horford 0-4), Miami 18-39 (Richardson 4-8, T.Johnson 3-5, Wade 3-5, Jones Jr. 2-3, Winslow 2-4, Waiters 2-7, McGruder 1-2, J.Johnson 1-4, Olynyk 0-1). Fouled Out—None. Rebounds—Boston 37 (Morris, Rozier 6), Miami 51 (Whiteside 10). Assists—Boston 20 (Irving 5), Miami 33 (Winslow 11). Total Fouls—Boston 10, Miami 18. A—19,600 (19,600).

COLLEGE BASKETBALL

MEN'S BASKETBALL THE AP TOP 25 POLL
The top 25 teams in The Associated Press' college basketball poll, with first-place votes in parentheses, records through Jan. 6, total points based on 25 points for a first-place vote through one point for a 25th-place vote and last week's ranking:

	RECORD	PTS.	LW
1. Duke (37)	12-1	1,535	1
2. Michigan (9)	15-0	1,499	2
3. Tennessee (13)	12-1	1,481	3
4. Virginia (5)	13-0	1,471	4
5. Gonzaga	14-2	1,319	7
6. Michigan State	13-2	1,291	8
7. Kansas	12-2	1,159	5
8. Texas Tech	13-1	1,109	11
9. Virginia Tech	13-1	1,093	10
10. Nevada	14-1	920	6
11. Auburn	11-2	919	12
12. North Carolina	11-3	889	15
13. Florida State	12-2	879	9
14. Mississippi State	12-1	683	17
15. North Carolina State	13-1	674	18
16. Ohio State	12-2	620	14
17. Houston	15-0	565	19
18. Kentucky	10-3	520	13
19. Buffalo	13-1	434	20
20. Iowa State	12-2	344	—
21. Marquette	12-3	340	16
22. Indiana	12-3	245	21
23. Oklahoma	12-2	243	23
24. St. John's	14-1	221	—
25. Texas Christian	12-1	99	—

Others receiving votes: Villanova 56, Wisconsin 45, Iowa 40, Minnesota 23, Purdue 20, Nebraska 15, Maryland 14, Seton Hall 14, Alabama 7, UCF 6, Louisville 3, Texas 2, Arizona St. 1, Florida 1, North Texas 1.

THE AP TOP 25 RESULTS/SCHEDULE
All times Eastern
Wednesday's Games
No. 4 Virginia 83, Boston College 56
No. 7 Kansas 77, No. 25 Texas Christian 68
No. 9 Virginia Tech 52, Georgia Tech 49
No. 10 Nevada 92, San Jose State 53
Mississippi 82, No. 11 Auburn 67
No. 13 Florida State 68, Miami 62
Rutgers 64, No. 16 Ohio State 61
Temple 73, No. 17 Houston 69
No. 21 Marquette 106, Creighton 104, OT
Thursday's Games
No. 2 Michigan 79, Illinois 69
No. 5 Gonzaga vs. Pacific, late
Today's Game
No. 22 Indiana at Maryland, 7 p.m.

RESULTS
THURSDAY'S GAMES
EAST
Bryant 66, Mount St. Mary's 59
CCSU 103, Fairleigh Dickinson 96, 2OT
Fairfield 60, St. Peter's 57
Quinnipiac 89, Monmouth (NJ) 83, 2OT
St. Francis (Pa.) 74, LIU Brooklyn 67
UConn 76, SMU 64
Wagner 76, Sacred Heart 73
Robert Morris at St. Francis Brooklyn, late
SOUTH
Belmont 77, Morehead St. 60
Delaware 82, UNC-Wilmington 69
Drexel 79, Coll. of Charleston 78
ETSU 98, The Citadel 73
FAU 80, Old Dominion 73
FIU 69, Charlotte 66
Furman 89, VMI 57
Georgia Southern 79, Louisiana-Monroe 78
Georgia St. 89, Louisiana-Lafayette 76
Hampton 94, Charleston Southern 82
High Point 74, Presbyterian 58
Hofstra 93, William & Mary 90, 3OT
Longwood 67, UNC-Asheville 62
Louisiana Tech 64, UAB 53
Mercer 84, W. Carolina 80
Northeastern 81, Elon 70, OT
Radford 79, SC-Upstate 72
Southern Miss. 77, Middle Tennessee 70
Texas State 65, Coastal Carolina 61
Texas-Arlington 82, Appalachian St. 72
Winthrop 90, Campbell 86
Wofford 72, UNC-Greensboro 43
Hofstra at William & Mary, late
E. Illinois at Jacksonville St., late
SIU-Edwardsville at Tenn. Tech, late
Murray St. at UT Martin, late
E. Kentucky at Tennessee St., late
East Carolina at Memphis, late
MIDWEST
Detroit 101, Green Bay 83
IUPUI 90, Cleveland St. 74
Ill.-Chicago 78, Youngstown St. 63
Michigan 79, Illinois 69
Milwaukee 67, Oakland 64
N. Dakota St. 85, W. Illinois 69
Purdue Fort Wayne 94, Oral Roberts 69
S. Dakota St. 78, Denver 66
UMKC 84, California Baptist 68
Nebraska-Omaha at North Dakota, late
CS Bakersfield at Rio Grande, late
Austin Peay at SE Missouri, late
Penn St. at Nebraska, late
SOUTHWEST
Cincinnati 70, Tulsa 65, OT
UALR 73, Troy 59
UTSA 95, Rice 79
South Alabama at Arkansas St., late
North Texas at UTEP, late
FAR WEST
Hawaii 79, Cal St.-Fullerton 68
Washington St. at Colorado, late
UCLA at Oregon, late
Grand Canyon at New Mexico St., late
Portland at BYU, late
Montana at E. Washington, late
Washington at Utah, late
Montana St. at Idaho, late
UC Davis at UC Irvine, late
Pacific at Gonzaga, late
Southern Cal at Oregon St., late
Pepperdine at Santa Clara, late

SCHEDULE
All times Eastern
TODAY'S GAMES
EAST
Siena at Marist, 7 p.m.
Rider at Canisius, 7 p.m.
Iona at Niagara, 7 p.m.
SOUTH
Indiana at Maryland, 7 p.m.
Wright St. at N. Kentucky, 7 p.m.
MIDWEST
Purdue at Wisconsin, 9 p.m.

WOMEN'S BASKETBALL THE AP TOP 25 POLL
The top 25 teams in The Associated Press' women's college basketball poll, with first-place votes in parentheses, records through Jan. 6, total points based on 25 points for a first-place vote through one point for a 25th-place vote and last week's ranking:

	RECORD	PTS.	LW
1. Notre Dame (12)	14-1	715	2
2. Louisville (10)	14-0	708	3
3. UConn (3)	12-1	701	1
4. Baylor (5)	11-1	687	8
5. Oregon	13-1	616	5
6. Stanford	12-1	609	6
7. Mississippi State	14-1	575	7
8. North Carolina State	15-0	536	9
9. Maryland	13-1	500	4
10. Oregon State	12-2	487	11
11. Texas	12-2	443	13
12. Syracuse	13-2	411	14
13. Tennessee	12-2	394	10
14. Gonzaga	15-1	318	17
15. Marquette	12-3	282	20
16. Kentucky	14-2	268	16
17. Iowa	10-3	253	19
18. Minnesota	12-2	186	12
19. Arizona State	11-3	167	22
20. Iowa State	12-2	163	25
21. South Carolina	10-4	162	23
22. Florida State	14-1	118	—
23. Michigan State	11-3	103	15
24. California	10-3	101	18
25. Indiana	14-1	74	—

Others receiving votes: Miami 44, Rutgers 41, Missouri 39, DePaul 23, Texas A&M 8, South Dakota 5, Cent. Michigan 3, Butler 2, Drake 2, Ohio 2, Utah 2, Central Florida 1, Virginia Tech 1

THE AP TOP 25 RESULTS/SCHEDULE
All times Eastern
Wednesday's Games
No. 3 UConn 82, Cincinnati 38
No. 4 Baylor 65, Kansas State 50
No. 11 Texas 73, Oklahoma 63
No. 23 Michigan St. 86, No. 18 Minnesota 68
No. 20 Iowa State 92, Texas Christian 54
Thursday's Games
No. 1 Notre Dame 82, No. 2 Louisville 68
No. 7 Mississippi State vs. Georgia, late
No. 8 North Carolina State 63, Pittsburgh 34
No. 16 Kentucky 73, No. 13 Tennessee 71
Purdue 62, No. 17 Iowa 57
No. 21 South Carolina 71, Florida 40
Ohio State 55, No. 25 Indiana 50
Today's Games
No. 5 Oregon at Southern Cal, 11 p.m.
No. 6 Stanford at No. 19 Arizona State, 9 p.m.
No. 10 Oregon State at UCLA, 10 p.m.
No. 15 Marquette at Villanova, 11:30 a.m.
No. 24 California at Arizona, 9 p.m.

PRO HOCKEY

NHL
All times Eastern
EASTERN CONFERENCE
ATLANTIC DIVISION

	GP	W	L	OT	PTS	GF	GA
Tampa Bay	44	34	8	2	70	183	125
Toronto	43	28	13	2	58	156	119
Boston	44	25	15	4	54	128	114
Buffalo	43	23	14	6	52	125	121
Montreal	44	23	16	5	51	134	135
Florida	41	17	17	7	41	131	147
Detroit	45	16	22	7	39	126	154
Ottawa	44	16	23	5	37	138	173
METROPOLITAN DIVISION							
	GP	**W**	**L**	**OT**	**PTS**	**GF**	**GA**
Washington	43	27	12	4	58	153	126
Pittsburgh	43	24	13	6	54	152	123
Columbus	43	25	15	3	53	139	133
N.Y. Islanders	42	24	14	4	52	128	114
Carolina	43	20	18	5	45	113	124
N.Y. Rangers	43	17	19	7	41	119	149
New Jersey	43	16	20	7	39	125	146
Philadelphia	44	16	22	6	38	121	157

WESTERN CONFERENCE
CENTRAL DIVISION

	GP	W	L	OT	PTS	GF	GA
Nashville	46	27	15	4	58	142	116
Winnipeg	42	27	13	2	56	146	120
Dallas	45	23	18	4	50	120	119
Colorado	44	20	16	8	48	151	141
Minnesota	42	21	18	3	45	119	118
Chicago	46	16	22	8	40	134	167
St. Louis	41	17	20	4	38	114	132
PACIFIC DIVISION							
	GP	**W**	**L**	**OT**	**PTS**	**GF**	**GA**
Calgary	45	28	13	4	60	162	129
Vegas	46	27	15	4	58	140	121
San Jose	45	25	13	7	57	160	138
Anaheim	44	19	17	8	46	105	129
Vancouver	45	20	21	4	44	128	143
Edmonton	43	20	20	3	43	120	138
Arizona	42	18	21	3	39	108	118
Los Angeles	44	17	24	3	37	99	130

2 points for win, 1 point for overtime loss. Top 3 teams in each division and two wild cards per conference advance to playoffs.

Wednesday's Games
Nashville 4, Chicago 3, OT
Calgary 5, Colorado 3
Ottawa 2, Anaheim 1, OT
Thursday's Games
Columbus 4, Nashville 3, OT
N.Y. Islanders 4, N.Y. Rangers 3
Washington 4, Boston 2
Toronto 4, New Jersey 2
Philadelphia 2, Dallas 1
Tampa Bay 3, Carolina 1
Montreal at St. Louis, late
Winnipeg at Minnesota, late
Florida at Edmonton, late
Arizona at Vancouver, late
San Jose at Vegas, late
Ottawa at Los Angeles, late
Today's Games
Buffalo at Carolina, 7:30 p.m.
Detroit at Winnipeg, 8 p.m.
Florida at Calgary, 9 p.m.
Pittsburgh at Anaheim, 10 p.m.
Saturday's Games
Philadelphia at New Jersey, 1 p.m.
N.Y. Rangers at N.Y. Islanders, 1 p.m.
Boston at Toronto, 7 p.m.
Columbus at Washington, 7 p.m.
Tampa Bay at Buffalo, 7 p.m.
Colorado at Montreal, 7 p.m.
Detroit at Minnesota, 8 p.m.
Vegas at Chicago, 8:30 p.m.
St. Louis at Dallas, 9 p.m.
Arizona at Edmonton, 10 p.m.
Ottawa at San Jose, 10 p.m.
Pittsburgh at Los Angeles, 10:30 p.m.

FLYERS 2, STARS 1

DALLAS	0	0	1	— 1
PHILADELPHIA	0	2	0	— 2

First Period—None. Penalties—None.
Second Period—1, Philadelphia, Konecny 11 (Gudas, van Riemsdyk), 1:23. 2, Philadelphia, van Riemsdyk 7 (Giroux, Couturier), 8:51. Penalties—Janmark, DAL, (high sticking), 6:30; Couturier, PHI, (tripping), 6:30; Klingberg, DAL, (high sticking), 10:27; van Riemsdyk, PHI, (tripping), 16:03; Fedun, DAL, (holding), 18:40.
Third Period—3, Dallas, Benn 18 (Klingberg, Seguin), 17:09. Penalties—Simmonds, PHI, (tripping), 8:08.
Shots on Goal—Dallas 7-13-18—38. Philadelphia 6-6-10—22.
Power-play opportunities—Dallas 0 of 2; Philadelphia 0 of 2.
Goalies—Dallas, Khudobin 8-8-2 (22 shots-20 saves). Philadelphia, Hart 3-4-1 (38-37).
A—19,448 (19,543). T—2:28.
Referees—Brad Meier, Garrett Rank. Linesmen—David Brisebois, Ryan Gibbons.

BLUE JACKETS 4, PREDATORS 3, OT

NASHVILLE	0	0	3	0	— 3
COLUMBUS	1	0	2	1	— 4

First Period—1, Columbus, Jenner 7 (Werenski, Anderson), 6:26. Penalties—None.
Second Period—None. Penalties—None.
Third Period—2, Nashville, Bonino 9 (Ekholm, Fiala), 4:31. 3, Columbus, Panarin 14 (Dubois, Werenski), 13:32 (pp). 4, Columbus, Jenner 8 (Foligno), 13:43. 5, Nashville, Arvidsson 14 (Johansen, Josi), 15:07. 6, Nashville, Ekholm 6 (Hartman, Sissons), 15:45. Penalties—Anderson, CBJ, (interference), 2:23; Foligno, CBJ, (tripping), 6:38; Watson, NSH, (interference), 13:12.
Overtime—7, Columbus, Panarin 15 (Atkinson, Jones), 1:22 (pp). Penalties—Arvidsson, NSH, (tripping), 1:08.
Shots on Goal—Nashville 12-6-17—35. Columbus 12-8-12-1—33.
Power-play opportunities—Nashville 0 of 2; Columbus 2 of 2.
Goalies—Nashville, Rinne 17-10-3 (33 shots-29 saves). Columbus, Korpisalo 7-2-2 (35-32).
A—17,065 (18,500). T—2:34.
Referees—Ghislain Hebert, Dan O'Rourke. Linesmen—Scott Cherrey, Brad Kovachik.

ISLANDERS 4, RANGERS 3

N.Y. ISLANDERS	2	1	1	— 4
N.Y. RANGERS	1	1	1	— 3

First Period—1, N.Y. Rangers, Strome 6 (Vesey, Chytil), 1:38 (pp). 2, N.Y. Islanders, Barzal 13 (Boychuk), 2:31. 3, N.Y. Islanders, Eberle 9 (Barzal, Lee), 8:51 (pp). Penalties—Johnston, NYI, (unsportsmanlike conduct), 0:17; Martin, NYI, Major (fighting), 7:41; McLeod, NYR, Major (fighting), 7:41; Vesey, NYR, (tripping), 8:09.
Second Period—4, N.Y. Rangers, Shattenkirk 2 (Claesson), 1:11. 5, N.Y. Islanders, Lee 16 (Leddy, Barzal), 3:08 (pp). Penalties—Staal, NYR, (holding), 1:38; Namestnikov, NYR, (hooking), 17:34.
Third Period—6, N.Y. Rangers, Fast 7 (Buchnevich, Pionk), 8:40. 7, N.Y. Islanders, Bailey 9 (Clutterbuck, Boychuk), 18:34. Penalties—Pelech, NYI, (hooking), 3:07; Komarov, NYI, (delay of game), 4:13; Martin, NYI, (roughing), 9:39; McLeod, NYR, (roughing), 9:39.
Shots on Goal—N.Y. Islanders 10-9-1—20. N.Y. Rangers 8-5-17—30.
Power-play opportunities—N.Y. Islanders 2 of 3; N.Y. Rangers 1 of 3.
Goalies—N.Y. Islanders, Lehner 12-6-3 (30 shots-27 saves). N.Y. Rangers, Lundqvist 12-12-7 (20-16).
A—17,938 (18,006). Referees—Furman South, Brad Watson. Linesmen—Ryan Daisy, Mark Shewchyk.

CAPITALS 4, BRUINS 2

WASHINGTON	1	1	2	— 4
BOSTON	0	1	1	— 2

First Period—1, Washington, Vrana 15 (Oshie), 6:38. Penalties—Siegenthaler, WSH, (holding), 1:51; Kempny, WSH, (tripping), 14:13.
Second Period—2, Boston, Donato 6 (Forsbacka Karlsson, Krug), 14:11. 3, Washington, Ovechkin 31 (Wilson), 14:50. Penalties—Bergeron, BOS, (tripping), 5:10; Eller, WSH, (unsportsmanlike conduct), 7:43; Carlo, BOS, (tripping), 10:57; Connolly, WSH, (holding), 19:52.
Third Period—4, Boston, Krejci 8 (Backes, Heinen), 4:37 (pp). 5, Washington, Backstrom 11 (Siegenthaler, Oshie), 5:46. 6, Washington, Ovechkin 32, 18:25. Penalties—Washington bench, served by Ovechkin (too many men on the ice), 3:58.
Shots on Goal—Washington 5-7-10—22. Boston 17-11-13—41.
Power-play opportunities—Washington 0 of 2; Boston 1 of 5.
Goalies—Washington, Holtby 17-10-2 (41 shots-39 saves). Boston, Halak 13-7-2 (21-18).
A—17,565 (17,565). T—2:36.
Referees—Jake Brenk, Francois St Laurent. Linesmen—Michel Cormier, Kory Nagy.

MAPLE LEAFS 4, DEVILS 2

TORONTO	3	0	1	— 4
NEW JERSEY	0	2	0	— 2

First Period—1, Toronto, Hainsey 4 (Hyman, Brown), 4:30. 2, Toronto, Tavares 28 (Gardiner), 7:21. 3, Toronto, Tavares 29 (Marner, Rielly), 19:53. Penalties—Seney, NJ, (boarding), 1:54; Tavares, TOR, (slashing), 4:05; Lovejoy, NJ, (roughing), 4:05; Marleau, TOR, (tripping), 12:16.
Second Period—4, New Jersey, Coleman 14 (Greene, Wood), 16:07. 5, New Jersey, Boyle 12 (Pietila), 16:33. Penalties—Ozhiganov, TOR, (hooking), 9:36; Dermott, TOR, (hooking), 19:46; Wood, NJ, (tripping), 19:46.
Third Period—6, Toronto, Marner 16 (Tavares), 19:38. Penalties—None.
Shots on Goal—Toronto 15-13-15—43. New Jersey 8-18-3—29.
Power-play opportunities—Toronto 0 of 1; New Jersey 0 of 2.
Goalies—Toronto, Hutchinson 3-3-2 (29 shots-27 saves). New Jersey, Kinkaid 13-13-6 (42-39).
A—15,280 (16,514). T—2:33.
Referees—Tom Chmielewski, Kelly Sutherland. Linesmen—Matt MacPherson, Brian Mach.

LIGHTNING 3, HURRICANES 1

CAROLINA	0	1	0	— 1
TAMPA BAY	0	0	3	— 3

First Period—None. Penalties—Teravainen, CAR, (tripping), 4:03; Gourde, TB, (interference), 13:06; Hamilton, CAR, (tripping), 17:29; Hedman, TB, (hooking), 17:42.
Second Period—1, Carolina, Williams 11 (Hamilton, van Riemsdyk), 4:34. Penalties—Foegele, CAR, (high sticking), 6:12; Svechnikov, CAR, (slashing), 8:59; Stamkos, TB, (interference), 9:11; Erne, TB, (hooking), 17:47.
Third Period—2, Tampa Bay, Palat 5 (Point, Stamkos), 11:56 (pp). 3, Tampa Bay, Point 27 (Kucherov, Hedman), 16:45 (pp). 4, Tampa Bay, Point 28 (Stamkos, Killorn), 19:34. Penalties—Svechnikov, CAR, (hooking), 11:15; McKegg, CAR, (slashing), 16:05.
Shots on Goal—Carolina 12-8-7—27. Tampa Bay 3-12-15—30.
Power-play opportunities—Carolina 0 of 4; Tampa Bay 2 of 6.
Goalies—Carolina, Mrazek 8-9-2 (29 shots-27 saves). Tampa Bay, Vasilevskiy 18-4-2 (27-26).
A—19,092 (19,092). T—2:33.
Referees—Steve Kozari, Tim Peel. Linesmen—Darren Gibbs, Bevan Mills.

AHL
All times Eastern
EASTERN CONFERENCE
ATLANTIC DIVISION

	GP	W	L	OL	SOL	PTS	GF	GA
Charlotte	38	27	8	3	0	57	133	104
Bridgeport	38	21	11	4	2	48	119	116
Lehigh Valley	35	20	12	1	2	43	127	112
WB/Scranton	38	18	15	4	1	41	118	113
Springfield	36	16	12	5	3	40	127	120
Hartford	37	17	16	2	2	38	112	120
Providence	37	16	16	5	0	37	117	110
Hershey	36	15	19	0	2	32	91	120
NORTH DIVISION								
	GP	**W**	**L**	**OL**	**SOL**	**PTS**	**GF**	**GA**
Rochester	36	22	12	2	0	46	117	105
Syracuse	34	21	11	2	0	44	128	93
Utica	40	20	17	2	1	43	127	139
Toronto	37	18	14	3	2	41	132	134
Cleveland	36	17	14	4	1	39	105	119
Binghamton	40	17	20	3	0	37	109	138
Laval	37	15	16	3	3	36	99	104
Belleville	39	17	20	2	0	36	116	129

WESTERN CONFERENCE
CENTRAL DIVISION

	GP	W	L	OL	SOL	PTS	GF	GA
Iowa	37	20	10	4	3	47	129	107
Chicago	37	21	12	3	1	46	133	109
Grand Rapids	38	20	12	3	3	46	116	114
Milwaukee	38	19	13	5	1	44	101	103
Texas	35	19	11	3	2	43	128	106
Rockford	38	16	15	3	4	39	86	107
San Antonio	37	18	18	1	0	37	98	106
Manitoba	34	14	18	2	0	30	80	108
PACIFIC DIVISION								
	GP	**W**	**L**	**OL**	**SOL**	**PTS**	**GF**	**GA**
San Jose	32	21	7	1	3	46	111	82
Tucson	32	19	9	3	1	42	111	98
San Diego	33	18	11	1	3	40	122	113
Colorado	33	16	13	3	1	36	95	107
Bakersfield	33	16	14	2	1	35	101	96
Stockton	35	15	17	3	0	33	124	145
Ontario	32	10	17	3	2	25	97	132

2 points for win, 1 point for OT/shootout loss

Wednesday's Games
Belleville 3, Cleveland 2
Toronto 6, Utica 3
Binghamton 4, Syracuse 0
Grand Rapids 3, Milwaukee 1
San Antonio 5, Iowa 4
Texas 3, Bakersfield 2
San Jose 3, Ontario 1
San Diego 7, Stockton 4
Thursday's Game
Laval at Manitoba, late
Today's Games
Belleville at Grand Rapids, 7 p.m.
Bridgeport at Utica, 7 p.m.
Cleveland at Syracuse, 7 p.m.
WB/Scranton at Charlotte, 7 p.m.
Binghamton at Lehigh Valley, 7:05 p.m.
Hartford at Providence, 7:05 p.m.
Hershey at Springfield, 7:05 p.m.
Toronto at Rochester, 7:05 p.m.
Rockford at Texas, 8 p.m.
Iowa at San Antonio, 8:30 p.m.
Bakersfield at Colorado, 9:05 p.m.
Chicago at Tucson, 9:05 p.m.
Ontario at San Jose, 10 p.m.

ECHL
All times Eastern
EASTERN CONFERENCE
NORTH DIVISION

	GP	W	L	OL	SOL	PTS	GF	GA
Newfoundland	35	23	11	1	0	47	132	100
Adirondack	35	20	10	3	2	45	109	98
Reading	34	17	9	3	5	42	111	107
Maine	35	19	15	0	1	39	112	114
Manchester	35	17	16	1	1	36	115	111
Brampton	35	15	17	2	1	33	112	113
Worcester	35	14	16	3	2	33	79	101
SOUTH DIVISION								
	GP	**W**	**L**	**OL**	**SOL**	**PTS**	**GF**	**GA**
Florida	36	24	7	5	0	53	138	91
South Carolina	35	20	14	1	0	41	112	107
Jacksonville	34	19	14	1	0	39	102	96
Orlando	35	17	15	3	0	37	114	124
Norfolk	37	15	18	2	2	34	110	146
Greenville	39	14	20	3	2	33	106	142
Atlanta	33	8	19	5	1	22	84	112

WESTERN CONFERENCE
CENTRAL DIVISION

	GP	W	L	OL	SOL	PTS	GF	GA
Cincinnati	35	23	7	2	3	51	132	85
Toledo	35	23	9	3	0	49	131	115
Fort Wayne	34	19	14	0	1	39	103	102
Indy	35	19	16	0	0	38	116	120
Wheeling	34	17	15	2	0	36	123	106
Kalamazoo	34	15	18	0	1	31	108	130
MOUNTAIN DIVISION								
	GP	**W**	**L**	**OL**	**SOL**	**PTS**	**GF**	**GA**
Utah	33	21	8	3	1	46	116	88
Idaho	35	21	11	1	2	45	116	90
Tulsa	37	19	12	4	2	44	111	105
Kansas City	34	18	14	1	1	38	114	110
Wichita	37	15	14	5	3	38	110	117
Rapid City	38	15	18	2	3	35	95	128
Allen	38	9	27	0	2	20	93	146

2 points for win, 1 point for OT/shootout loss

Wednesday's Games
Newfoundland 5, Maine 4
Reading 3, Adirondack 1
Norfolk 5, Orlando 2
Florida 7, Greenville 3
Utah 4, Cincinnati 3, SO
Idaho 4, Toledo 2
Thursday's Games
None scheduled
Today's Games
Adirondack at Newfoundland, 5:30 p.m.
Reading at Manchester, 7 p.m.
Orlando at Norfolk, 7 p.m.
Atlanta at South Carolina, 7:05 p.m.
Utah at Wheeling, 7:05 p.m.
Greenville at Florida, 7:30 p.m.
Brampton at Kalamazoo, 7:30 p.m.
Fort Wayne at Indy, 7:35 p.m.
Wichita at Allen, 8:05 p.m.
Cincinnati at Kansas City, 8:05 p.m.
Tulsa at Rapid City, 9:05 p.m.
Toledo at Idaho, 9:10 p.m.

TENNIS

ATP WORLD TOUR/WTA TOUR
SYDNEY INTERNATIONAL
Thursday at Olympic Park Tennis Centre, Sydney
Purse: Men, $527,880 (ATP250); Women, $823,000 (Premier); **Surface:** Hard-Outdoor
Men's Singles
Quarterfinals
Andreas Seppi (8), Italy, def. Stefanos Tsitsipas (1), Greece, 4-6, 6-4, 6-4.
Alex de Minaur, Australia, def. Jordan Thompson, Australia, 7-6 (4), 6-3.
Diego Schwartzman (3), Argentina, def. Yoshihito Nishioka, Japan, 6-1, 3-6, 7-6 (1).
Gilles Simon (4), France, def. John Millman, Australia, 7-5, 3-6, 7-6 (3).

Women's Singles
Quarterfinals
Aliaksandra Sasnovich, Belarus, def. Timea Bacsinszky, Switzerland, 6-3, 6-3.
Ashleigh Barty, Australia, def. Elise Mertens (10), Belgium, 6-3, 6-3.
Kiki Bertens (7), Netherlands, def. Yulia Putintseva, Kazakhstan, 6-2, 6-2.
Petra Kvitova (5), Czech Republic, def. Angelique Kerber (2), Germany, 6-4, 6-1.

Men's Doubles
Quarterfinals
Lleyton Hewitt and Jordan Thompson, Australia, def. Martin Klizan, Slovakia, and Nicholas Monroe, United States, 6-4, 7-6 (4).
Women's Doubles
Quarterfinals
Aleksandra Krunic, Serbia, and Katerina Siniakova, Czech Republic, def. Gabriela Dabrowski, Canada, and Xu Yifan (1), China, 6-2, 6-4.
Semifinals
Aleksandra Krunic, Serbia, and Katerina Siniakova, Czech Republic, def. Miyu Kato and Makoto Ninomiya, Japan, 7-5, 6-2.

■ NFL PLAYOFFS

Watching for rust off the bye

By BARRY WILNER
AP Pro Football Writer

NFL teams buck for a playoff bye all season. Then people wonder if those four lucky clubs are going to be rusty when they return in the divisional round.

The football world will find out this weekend when the Chiefs, Patriots, Saints and Rams get into postseason action.

That January week off is coveted for a variety of reasons. Playing one less game decreases the chances of getting knocked out of the Super Bowl chase. Healing injuries is a critical piece of the puzzle. Extra time to strategize, particularly against an unfamiliar opponent, is a bonus.

And yet, there's always the question of getting stale.

"I think, really, you could look at it where if you want to maintain your rhythm and your routine and being able to play — it's been a couple weeks off — but I think the players would say that the rest is definitely the best way to go," Rams coach Sean McVay says.

"Getting as healthy as possible for us where we're about as healthy as you could ask to be going into the divisional round. So, I know we've certainly looked at it as a positive. It's been a good chance for guys to kind of get refreshed, rejuvenated. There's a good buzz in the building this week building into Saturday night."

That would be when the Rams (13-3) host the Dallas Cowboys (11-6), who eliminated Seattle in the wild-card round.

The other matchups are AFC top seed Kansas City (12-4) hosting Indianapolis (11-6 after beating Houston) to open things. On Sunday, it's New England (11-5) at home for the Los Angeles Chargers (13-4 after winning at Baltimore), and NFC top seed New Orleans (13-3) home for defending Super Bowl champion Philadelphia (10-7 after a victory at Chicago).

So what if Neil Young was correct that rust never sleeps? Are the Chiefs, Patriots or Saints in need of some WD-40?

New England safety Patrick Chung notes the bye was "a good time to rest up, hang out with my family, chill out, get my mind off football. We're locked in now."

Teammate Phillip Dorsett senses the opposite of rustiness: "Having a week off from football, it's tough, but a lot of guys wanted to go back out there, it's a big game coming up ... definitely excited to go out there and start playing."

INDIANAPOLIS AT KANSAS CITY

The Colts are 4-0 in the postseason against the Chiefs, 2-0 at Arrowhead Stadium. They are on quite a roll from going 1-5, with an efficient offense that protects its quarterback better than any team, allowing sacks on only 2.7 percent of Andrew Luck's passes. That could be a key because the Chiefs' defense is one-dimensional, with a strong pass rush but otherwise plenty of holes.

Of course, keeping pace with Kansas City's dynamic offense led by All-Pro quarterback Patrick Mahomes is a major challenge.

Kansas City scored a franchise-record 565 points, third most in NFL history. Mahomes led the league with seven games with a 100-plus passer rating (Luck was third with five). Mahomes set a franchise record for TD passes (50), touchdown-interception differential (plus-38) and 300-yard passing games (10).

Worth focusing on: The tight end production for Indy's Eric Ebron, who had 15 touchdowns this season, and KC's Travis Kelce, second among TEs with 1,336 yards receiving.

DALLAS AT LOS ANGELES RAMS

These franchises have split eight postseason games, and the Rams are the most frequent playoff opponent for Dallas. The Cowboys last won a road playoff game in 1993 on their way to a Super Bowl title, but their next playoff victory will be their 36th, tying Pittsburgh for the most in NFL history.

Rams All-Pro defensive tackle Aaron Donald topped the NFL with 20.5 sacks, nearly twice as many as Cowboys leader Demarcus Lawrence's 10 1-2. Under former Dallas coach Wade Phillips, LA's defense had 41 sacks to the Cowboys' 39, yet the Rams had 97 more sack yards.

Worth focusing on: This game could be decided on the ground, which means All-Pro Todd Gurley for the Rams and second-teamer Ezekiel Elliott for the Cowboys. Elliott won the rushing title for the second time in three years, but Gurley was sidelined late in the schedule by a knee injury. Gurley led the league in touchdowns with 21, 17 rushing.

LOS ANGELES CHARGERS AT NEW ENGLAND

New England was 8-0 at Gillette Stadium, the only perfect home record in the league. And the Chargers were a league-best 7-1 on the road — some say they don't really have home games considering they play in a temporary stadium built for soccer — and won at Baltimore last Sunday.

Quarterback Philip Rivers enters Sunday's game with a 1-7 record against the Patriots, including 0-4 in Foxborough and 0-2 in the playoffs. There is concern about leading rusher Melvin Gordon, who hurt his knee in Baltimore.

Conversely, Tom Brady is 2-0 in the playoffs and 6-2 in regular-season meetings.

Worth focusing on: The secondaries. Brady and Rivers will be testing defensive backfields of varying accomplishments. There often have been gaping holes in New England's coverages, while the Chargers have an All-Pro in rookie safety Derwin James, and another standout back there in Desmond King.

PHILADELPHIA AT NEW ORLEANS

They call him St. Nick around Philly, and the way Nick Foles has performed, why not? He guided the Eagles to the championship and was Super Bowl MVP last year after replacing an injured Carson Wentz. This time, with Wentz sidelined again, Foles got the struggling Eagles into the postseason, then helped them beat the Bears in the wild-card game.

Drew Brees has had perhaps the best season of his Hall of Fame-caliber career. And of all the teams coming off byes, New Orleans is the most balanced. The Saints routed the Eagles 48-7 in November, before Philly won six of the next seven, including the 16-15 verdict in Chicago.

Gurley vs. Elliott in ground battle

By GREG BEACHAM
AP Sports Writer

THOUSAND OAKS, Calif. — Todd Gurley roots for running backs when he watches football. A playoff duel between arguably the two best ball-carriers in the NFL would be irresistible to him as a fan.

Gurley won't be watching the Los Angeles Rams' playoff game against the Dallas Cowboys from his couch, however. He'll be in the Coliseum on Saturday night to go up against Ezekiel Elliott in a tantalizing matchup that should play a large role in deciding which team moves on to the NFC championship game.

"It's not really about us," Gurley said. "It's a team game. Obviously, we've got to hype it up, Zeke versus Gurley, but it'll be a good game. He's a great back, and I guess I'm not too bad myself."

The good feelings are mutual between these elite running backs when the Cowboys (11-6) visit the Rams (13-3). Gurley and Elliott are friends who have a remarkably similar style of play, adding an extra bit of intrigue to an already compelling matchup.

"He's a big, fast back," Elliott said about Gurley. "He can run inside. He can run outside. He can run through you, jump over you, around you, make you miss. He's a great asset out of the backfield."

No backs in the league exemplify the ideal combination of power, speed and versatility better than Gurley or Elliott, who have established themselves as destroyers of defenses behind two of the league's best offensive lines.

Gurley and Elliott are dangerous as ball-carriers and as pass-catchers. They're the centerpieces of their respective offenses, with Elliott's 381 touches leading the NFL and Gurley ranking fourth with 315 touches.

AP PHOTOS

Los Angeles Rams running back Todd Gurley (left) led the league in touchdowns this year with 21, including 17 rushing. Gurley, who hasn't played in four weeks due to a knee injury, will be facing a Dallas team this weekend which boasts running back Ezekiel Elliott (right). Elliot led the league this season in rushing yards, touches and rushing attempts. Elliott also led the Cowboys in receptions.

Elliott won the rushing title last month for the second time, while Gurley led the league in touchdowns and finished third in the rushing race.

Elliott was also the Cowboys' leading receiver this season with 77 catches for 567 yards. He has touched the ball at least 20 times in each of his past nine games.

Gurley made 59 catches for 580 yards this season

Gurley hasn't played in four weeks after taking the final two regular-season games off to rest his balky knee.

Foles proving to be Mr. Clutch for Eagles

By ROB MAADDI
AP Pro Football Writer

PHILADELPHIA — Just call him Nicky Numbers.

Nick Foles is a backup quarterback in Philadelphia but he's one of the most clutch postseason players in NFL history and his stats prove it.

Foles has won four straight playoff games, leading the Eagles on game-winning drives in the fourth quarter in the Super Bowl last February and in a 16-15 victory at Chicago in a wild-card game last week.

He has the best passer rating (105.2) and highest completion percentage (69.8 percent) of any quarterback in postseason history with at least 150 attempts. Foles is 125 of 179 for 1,432 yards, 10 touchdowns and three interceptions. Two of those picks came against the Bears when Foles played with injured ribs and seemed to have trouble following through on his passes.

Still, he tossed a 2-yard TD pass to Golden Tate on fourth down with 56 seconds remaining.

Foles also has the best passer rating (146.5) on third and fourth downs in postseason history, completing 40 of 52 passes for 522 yards and six touchdowns with no interceptions in five career playoff games.

Here's a look inside more numbers heading into the divisional round of the playoffs:

GUNSLINGERS:

Patrick Mahomes, who led the NFL with 50 touchdown passes, and Andrew Luck, who was second with 39, have the most combined regular-season TD passes (89) among any opposing quarterbacks in a playoff game in the Super Bowl era. The Colts visit the Chiefs on Saturday.

OLD-TIMERS:

Tom Brady (41) and Philip Rivers (37) combine for a total of 28,688 days old, the oldest combined age by opposing starting quarterbacks in a postseason game in NFL history, surpassing Brady and Peyton Manning in 2016. The Patriots host the Chargers on Sunday.

EARLY SCORES:

The Eagles have won 19 straight games when they score in the first quarter, including 7-0 this season.

AP PHOTO

Eagles QB Nick Foles has won four straight playoff games, including game-winning drives in the fourth quarter of last year's Super Bowl and last week's win over the Bears. He has the highest passer rating in post-season history among those with 150 attempts or more.

■ HORSE RACING

Kentucky Derby purse raised to $3 million

LOUISVILLE, Ky. (AP) — Churchill Downs has significantly raised the stakes for this year's Kentucky Derby, offering up a $3 million purse for its signature event, $1 million more than last year's total and double the prize offered in the other two legs of the Triple Crown.

The move makes the 145th running of the Kentucky Derby on May 4 the richest in the classic contest's history.

Churchill credited the significant increases in stakes prize money to early returns from the historical racing machines at Derby City Gaming, its $65 million facility that opened on the site of its training center, the former Louisville Downs track. It has helped Churchill pump more than $10 million more into its spring purses in its initial year of operation.

"Our recent investment into historical racing machines is paying immediate dividends to Kentucky horsemen," said Churchill Downs racetrack president Kevin Flanery in a press release.

"It's extremely gratifying to meaningfully raise the purse of the iconic Kentucky Derby and other important racing fixtures on our stakes schedule as we continue to advance the overall racing program at Churchill Downs. Our steady growth in available prize money is truly exciting for the Kentucky horse racing and breeding industry."

The Derby winner will receive $1.86 million with $600,000 awarded to the runner-up, $300,000 to third, $150,000 to fourth and $90,000 to fifth. The Derby purse had been worth $2 million since 2005, and was $1 million from 1996-2004. Purses for the 2018 Preakness and Belmont Stakes were each $1.5 million.

Churchill also announced purse increases across its record 34-race stakes schedule cumulatively worth $12.03 million for the Spring Meet. The meet runs over 38 dates from April 27 to June 29.

The Kentucky Oaks — the Derby's sister race staged one day prior on May 3 — received a $250,000 boost to $1.25 million and remains the nation's most lucrative race for 3-year-old fillies. It had been worth $1 million since 2011, and was worth $500,000 from 1996-2010.

AP PHOTO

John Velazquez rides Animal Kingdom in 2011 to victory in the 137th Kentucky Derby at Churchill Downs in Louisville, Ky. The Kentucky Derby's purse will be raised from $2 million to $3 million.

■ MLB

Lowrie, Mets agree to $20M, 2-year contract

AP PHOTO

Oakland Athletics' Jed Lowrie, a 35-year-old switch-hitting infielder who played for the Oakland Athletics the last three seasons, has agreed to a $20 million, two-year contract with the New York Mets. Lowrie hit .267 with 23 homers with 99 RBIs last year.

By RONALD BLUM
AP Baseball Writer

NEW YORK —Free agent infielder Jed Lowie and the New York Mets have agreed to a $20 million, two-year contract, a person familiar with the negotiations told The Associated Press.

Lowrie is a switch-hitter who turns 35 in April and is coming off his first All-Star season. Like new Mets second baseman Robinson Cano, he used to be represented by Brodie Van Wagenen, co-head of CAA Baseball before he became New York's general manager in October. Like Van Wagenen, Lowrie played baseball at Stanford.

While Lowrie played mostly second base for the Oakland Athletics during the past three seasons, he figures to see time at third and first with the Mets, who acquired Cano from Seattle last month.

Lowrie is the fifth All-Star added by the Mets this offseason, following Cano, closer Edwin Diaz, catcher Wilson Ramos and reliever Jeurys Familia, traded to Oakland last summer and then re-signed by New York as a free agent.

An 11-year veteran, Lowrie set career highs with 23 homers and 99 RBIs last year and hit .267. He has played for Boston and Houston, and has a .262 career average with 104 homers.

He struck out a career-worst 128 times last year, up from 100 in 2017 and 65 in 2016, when he was limited to 87 games because of a bruised right shin and a bunion on his left foot that needed surgery.

Lowrie completed a contract that paid $28 million over four seasons.

ARIANS

FROM PAGE 1

former staffs became available. "The excitement kept building … and then the staff I wanted was available."

3. He loves Jameis Winston

Arians said goes into the job knowing he has a bevy of offensive weapons, and knows he has some work to do on building a stouter defense, but he said winning comes down to the quarterback and he believes he has a good one in Winston.

"I want him to relax and play the game. Talent is no issue. It's just becoming a little bit smarter. … He's going to be coached as well as he's ever been and more prepared than he's ever been mentally and fundamentally. … It's his team."

4. His staff is immensely important to him

Arians' coaching staff includes some who were with him when he was the head coach at Temple in the 1980s and also some up-and-coming coaches who he believes will quickly be head coaches. As a longtime assistant, he values his staff, and often promotes them for openings whether they are young or old.

5. He plans on running two practices

An idea he brought to Arizona, and when organized team activities begin, Arians said he will run two separate practices: One that will have the veterans preparing for game day and another for young players so they will have a chance to work their way into playing time. Arians said the only way to see which players are improving is to give them reps and he plans to do that every week. "You can't find a diamond in the rough if he's on the sideline watching."

LIGHTNING

FROM PAGE 1

series in 2015.

TORONTO 4, DEVILS 2

John Tavares scored twice and hit the 300-goal mark in the Toronto Maple Leafs' 4-2 victory over the New Jersey Devils on Thursday night.

Defenseman Ron Hainsey also scored in Toronto's three-goal first period and third-string goaltender Michael Hutchinson made 27 saves. Mitch Marner added an empty-net goal.

Blake Coleman and Brian Boyle scored in a 26-second span for the Devils late in the second period to get New Jersey within a goal. Keith Kinkaid made 39 saves, including two on Tavares that prevented his hat trick and 30th goal of the season.

Acquired from Florida on Dec. 29, Hutchinson made his fourth straight start with Frederik Anderson and Garret Sparks out with injuries.

CAPITALS 4, BRUINS 2

Nicklas Backstrom scored in the third period after missing a game with an illness, helping Washington beat Boston for the 14th straight time.

Backstrom ripped a left-circle wrister past Jaroslav Halak for the go-ahead goal with 14:14 remaining.

Alex Ovechkin scored his NHL-leading 31st and 32nd goals, and also had the highlight hit of the game when he sent Zdeno Chara — the NHL's tallest player ever at 6-foot-9 — flipping head over heels into the Capitals' bench on a shove late in the first period.

Braden Holtby made 39 saves, improving to 12-0-0 against Boston during the Capitals' streak, and 16-2 in his career against the Bruins. Jakub Vrana also had a goal for Washington.

ISLANDERS 4, RANGERS 3

Josh Bailey scored with 1:26 remaining to lift the New York Islanders over the Rangers 4-3 at Madison Square Garden.

Cal Clutterbuck found Bailey cutting to the back post, and he beat Henrik Lundqvist to help the Islanders improve to 13-2-0 in the last 15 meetings between the Big Apple rivals.

Matt Barzal had a goal and two assists, and Robin Lehner made 27 saves. Jordan Eberle and Anders Lee also scored for the Islanders, and Johnny Boychuk had two assists.

Ryan Strome, Kevin Shattenkirk and Jesper Fast scored for the Rangers. They dropped their fifth straight to open 2019.

BLUE JACKETS 4, PREDATORS 3, OT

Artemi Panarin scored his second goal of the night 1:22 into overtime to lift Columbus past Nashville.

Panarin won it on a 4-on-3 power play. Boone Jenner also had two goals, and Zach Werenski had a pair of assists for the Blue Jackets in the 600th career coaching win for John Tortorella.

Joonas Korpisalo had 32 saves for Columbus.

AP PHOTO

Tampa Bay Lightning goaltender Andrei Vasilevskiy makes a pad save on a shot by the Carolina Hurricanes during the first period.

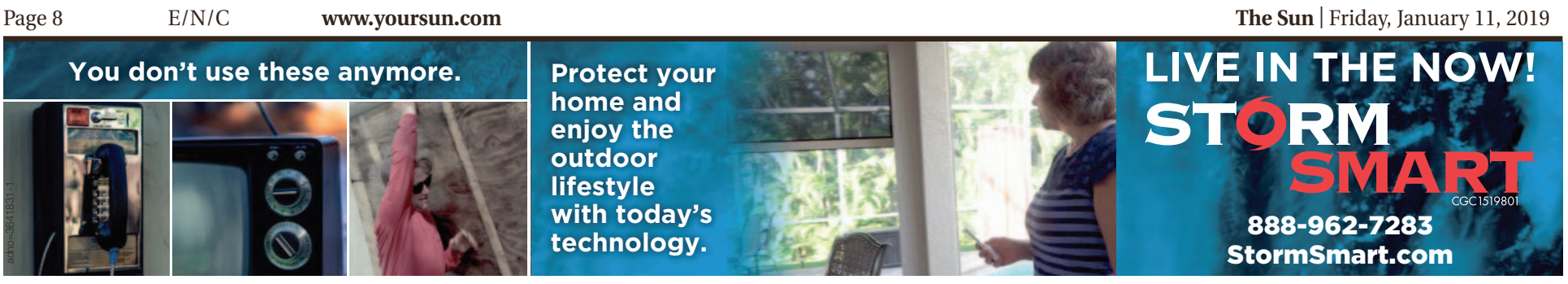

TODAY / TONIGHT

Sunny and delightful — HIGH 73° — 0% chance of rain

Mainly clear — LOW 54° — 5% chance of rain

SATURDAY

Partly sunny and pleasant — 78° / 59° — 10% chance of rain

SUNDAY

Sunshine and some clouds — 80° / 58° — 10% chance of rain

MONDAY

Nice with more sunshine than clouds — 71° / 47° — 10% chance of rain

TUESDAY

Sunshine — 66° / 45° — 0% chance of rain

WEDNESDAY

Partly sunny, a couple of showers possible — 74° / 49° — 30% chance of rain

THE NATION

Publication date: 01/11/19

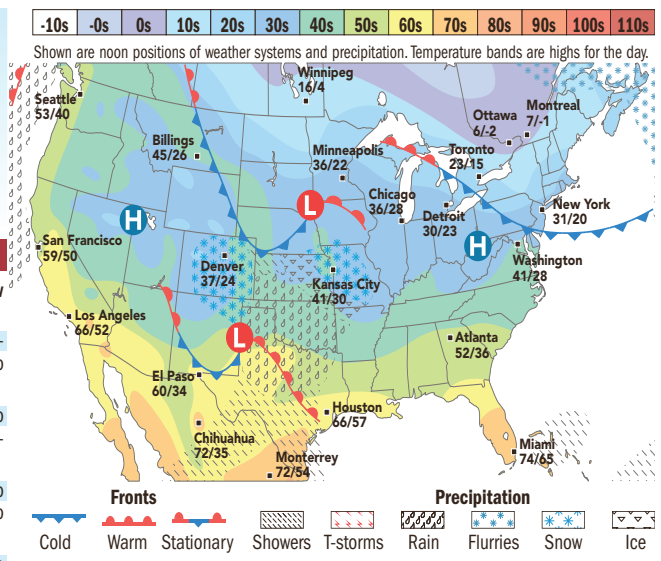

U.S. Extremes (For the 48 contiguous states yesterday)

High ..... 73° at Brownsville, TX

Low ..... -14° at Cotton, MN

City	Today Hi	Lo	W	Sat. Hi	Lo	W
Albuquerque	46	28	pc	45	30	c
Anchorage	-4	-9	pc	19	13	c
Atlanta	52	36	pc	45	39	r
Baltimore	37	22	s	32	26	sn
Billings	45	26	pc	44	28	s
Birmingham	53	41	pc	51	47	r
Boise	47	27	s	43	22	s
Boston	30	16	s	31	15	s
Buffalo	21	16	pc	26	16	c
Burlington, VT	11	-1	pc	12	-7	s
Charleston, WV	37	24	pc	38	32	sn
Charlotte	48	30	pc	43	33	r
Chicago	36	28	c	35	28	sn
Cincinnati	38	28	pc	36	30	sn
Cleveland	31	23	pc	33	26	sn
Columbia, SC	50	29	s	50	38	r
Columbus, OH	34	25	pc	35	27	sn
Concord, NH	20	4	s	21	1	s
Dallas	51	48	r	53	37	c
Denver	37	24	sn	41	17	pc
Des Moines	39	27	c	33	22	sn
Detroit	30	23	pc	33	22	sn
Duluth	25	21	c	28	20	c
Fairbanks	-24	-41	pc	-22	-25	pc
Fargo	18	11	pc	23	14	c
Hartford	26	12	s	29	16	c
Helena	38	15	s	37	15	s
Honolulu	83	70	sh	83	70	sh
Houston	66	57	c	68	40	sh
Indianapolis	38	28	c	34	27	sn
Jackson, MS	55	42	pc	59	42	r
Kansas City	41	30	sn	35	27	sn
Knoxville	45	34	pc	43	38	r
Las Vegas	59	42	pc	54	39	c
Los Angeles	66	52	c	61	49	r
Louisville	42	32	pc	39	35	sn
Memphis	45	39	r	50	39	r
Milwaukee	36	28	pc	36	29	c
Minneapolis	36	22	pc	34	26	c
Montgomery	57	39	pc	56	51	r
Nashville	45	36	pc	46	39	r
New Orleans	62	55	pc	71	49	t
New York City	31	20	s	32	25	pc
Norfolk, VA	41	29	s	43	37	c
Oklahoma City	45	36	r	41	30	c
Omaha	43	30	c	34	23	sn
Philadelphia	34	21	s	33	26	pc
Phoenix	68	46	pc	68	47	c
Pittsburgh	31	20	c	32	25	sn
Portland, ME	22	5	s	22	3	s
Portland, OR	51	39	pc	51	36	pc
Providence	30	14	s	32	17	s
Raleigh	45	25	s	41	32	c
Salt Lake City	38	24	s	36	19	pc
St. Louis	38	29	sn	36	29	sn
San Antonio	63	54	sh	67	39	pc
San Diego	64	53	c	64	49	r
San Francisco	59	50	r	59	49	pc
Seattle	53	40	pc	53	37	pc
Washington, DC	41	28	s	37	30	sn

55° GULF WATER TEMPERATURE

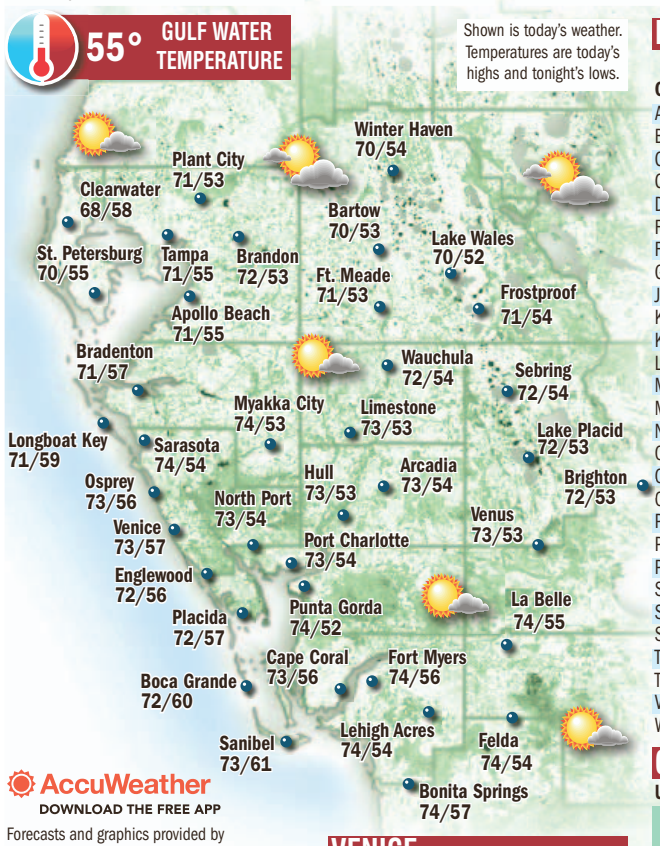

Forecasts and graphics provided by **AccuWeather, Inc.** ©2019

PORT CHARLOTTE

Punta Gorda through 2 p.m. Thursday

Temperatures

High/Low	62°/44°
Normal High/Low	75°/51°
Record High	86° (2013)
Record Low	29° (1970)

Precipitation (in inches)

24 hours through 2 p.m. Thu.	0.00"
Month to date	0.11"
Normal month to date	0.55"
Year to date	0.11"
Normal year to date	0.55"
Record	0.85" (1997)

MONTHLY RAINFALL

Month	2019	2018	Avg.	Record/Year
Jan.	0.11	1.98	1.80	9.93/2016
Feb.		0.66	2.43	11.05/1983
Mar.		0.53	3.28	9.26/1970
Apr.		1.15	2.03	5.80/1994
May		15.98	2.50	15.98/2018
Jun.		6.23	8.92	23.99/1974
Jul.		9.80	8.22	14.22/1995
Aug.		12.37	8.01	15.60/1995
Sep.		7.58	6.84	14.03/1979
Oct.		2.60	2.93	10.88/1995
Nov.		1.91	1.91	5.53/2002
Dec.		2.47	1.78	6.83/2002
Year	**0.11**	**63.26**	**50.65**	**(since 1931)**

Totals are from a 24-hour period ending at 5 p.m.

VENICE

Venice through 2 p.m. Thursday

Temperatures

High/Low	61°/46°
Normal High/Low	71°/51°
Record High	88° (2013)
Record Low	28° (1970)

Precipitation (in inches)

24 hours through 2 p.m. Thu.	0.00"
Month to date	0.22"
Normal month to date	0.80"
Year to date	0.22"
Normal year to date	0.80"
Record	0.85" (2010)

SEBRING

Sebring through 2 p.m. Thursday

Temperatures

High/Low	60°/40°

Precipitation (in inches)

24 hours through 2 p.m. Thu.	0.00"

AIRPORT

Possible weather-related delays today. Check with your airline for the most updated schedules.

	Hi/Lo	Outlook	Delays
Ft. Myers	74/56	sun	none
Punta Gorda	74/52	sun	none
Sarasota	74/54	sun	none

FLORIDA CITIES

City	Today Hi	Lo	W	Sat. Hi	Lo	W
Apalachicola	58	50	pc	64	60	c
Bradenton	71	57	s	76	61	pc
Clearwater	68	58	s	72	64	pc
Coral Springs	74	65	pc	78	66	pc
Daytona Beach	67	56	pc	74	60	c
Fort Lauderdale	74	65	pc	77	68	pc
Fort Myers	74	56	s	80	60	pc
Gainesville	65	45	s	72	55	c
Jacksonville	60	45	s	69	56	c
Key Largo	74	69	pc	77	71	pc
Key West	75	71	pc	79	74	pc
Lakeland	70	53	pc	76	61	pc
Melbourne	71	59	pc	77	60	pc
Miami	74	65	pc	78	67	pc
Naples	76	59	s	81	62	pc
Ocala	68	47	s	74	57	c
Okeechobee	71	55	pc	76	62	pc
Orlando	70	54	pc	77	60	pc
Panama City	60	48	pc	66	59	t
Pensacola	57	48	pc	65	55	t
Pompano Beach	74	67	pc	78	68	pc
St. Augustine	61	52	pc	70	60	c
St. Petersburg	70	55	s	76	60	pc
Sarasota	74	54	s	78	58	pc
Tallahassee	61	43	s	68	57	c
Tampa	71	55	s	77	61	pc
Vero Beach	72	58	pc	77	59	pc
West Palm Beach	72	62	pc	77	62	pc

CONDITIONS TODAY

UV Index and RealFeel Temperature® Today

8 a.m.	10 a.m.	Noon	2 p.m.	4 p.m.	6 p.m.
1	3	4	3	1	0
45	58	69	72	70	64

The higher the **AccuWeather.com UV Index™** number, the greater the need for eye and skin protection. **0-2** Low; **3-5** Moderate; **6-7** High; **8-10** Very High; **11+** Extreme.

RealFeel Temperature is the exclusive **AccuWeather.com** composite of effective temperature based on eight weather factors.

POLLEN INDEX

Pollen Index readings as of Thursday

Trees	
Grass	absent
Weeds	absent
Molds	

absent low moderate high very high

Source: National Allergy Bureau

AIR QUALITY INDEX

Air Quality Index readings as of Thursday

35

0 50 100 150 200 300 500

0-50 Good; **51-100** Moderate; **101-150** Unhealthy for sensitive groups; **151-200** Unhealthy; **201-300** Very Unhealthy; **301-500** Hazardous

Main pollutant: Ozone

Source: scgov.net

TIDES

	High	Low	High	Low
Punta Gorda				
Today	5:12a	12:54p	7:10p	---
Sat.	6:08a	12:53a	7:43p	1:30p
Englewood				
Today	3:49a	11:10a	5:47p	11:09p
Sat.	4:45a	11:46a	6:20p	---
Boca Grande				
Today	1:57a	10:10a	5:40p	9:30p
Sat.	2:40a	10:43a	6:11p	11:16p
El Jobean				
Today	5:44a	12:14a	7:42p	1:23p
Sat.	6:40a	1:22a	8:15p	1:59p
Venice				
Today	2:04a	9:49a	4:02p	9:48p
Sat.	3:00a	10:25a	4:35p	11:05p

MARINE

Wind direction	Speed in knots	Seas in feet	Bay/Inland chop
Cape Sable to Tarpon Springs			
ENE	7-14	1-2	Light
Tarpon Springs to Apalachicola			
E	8-16	1-3	Light

SUN AND MOON

The Sun	Rise	Set
Today	7:19 a.m.	5:53 p.m.
Saturday	7:19 a.m.	5:54 p.m.
The Moon	**Rise**	**Set**
Today	10:57 a.m.	10:51 p.m.
Saturday	11:30 a.m.	11:43 p.m.

First	Full	Last	New
Jan 14	Jan 21	Jan 27	Feb 4

SOLUNAR TABLE

	Minor	Major	Minor	Major
Today	9:39a	3:28a	10:00p	3:49p
Sat.	10:25a	4:14a	10:46p	4:35p
Sun.	11:10a	4:59a	11:31p	5:20p

The solunar period schedule allows planning days so you will be fishing in good territory or hunting in good cover during those times. Major periods begin at the times shown and last for 1.5 to 2 hours. The minor periods are shorter.

WEATHER HISTORY

A siege of extreme cold began in the Dakotas on Jan. 11, 1936. Langdon, N.D., failed to reach zero all day.

WEATHER TRIVIA™

Q: What do snowflakes and dice have in common?

A: They each have six sides

WORLD CITIES

City	Today Hi	Lo	W	Sat. Hi	Lo	W
Amsterdam	48	43	c	47	44	r
Baghdad	56	36	s	58	46	pc
Beijing	45	18	s	46	22	s
Berlin	41	35	sn	42	39	sh
Buenos Aires	75	64	s	80	68	c
Cairo	65	48	pc	71	50	s
Calgary	41	29	pc	45	26	pc
Cancun	79	68	s	82	67	s
Dublin	47	45	pc	50	45	c
Edmonton	29	17	c	32	14	pc
Halifax	28	15	c	19	11	c
Kiev	16	11	c	30	25	sn
London	47	41	pc	51	46	c
Madrid	50	27	s	53	27	pc
Mexico City	69	48	pc	70	49	pc
Montreal	7	-1	s	8	-9	s
Ottawa	6	-2	s	7	-10	s
Paris	45	39	r	48	44	c
Regina	13	7	s	25	13	pc
Rio de Janeiro	91	77	s	91	77	s
Rome	50	29	pc	50	34	s
St. John's	35	27	sn	33	18	pc
San Juan	82	71	pc	83	72	pc
Sydney	83	71	pc	88	72	s
Tokyo	55	38	s	43	37	r
Toronto	23	15	s	25	11	c
Vancouver	50	37	c	48	37	c
Winnipeg	16	4	c	16	13	c

Weather (W): **s**-sunny, **pc**-partly cloudy, **c**-cloudy, **sh**-showers, **t**-thunderstorms, **r**-rain, **sf**-snow flurries, **sn**-snow, **i**-ice.

Get more of what you're looking for in your SUN Newspaper!

"America's BEST Community Daily"

■ MLB

Former All-Star Dozier signs with Nationals

By HOWARD FENDRICH
AP Sports Writer

WASHINGTON — Brian Dozier found his latest team — and the Washington Nationals found a temporary solution at second base.

The free agent infielder and the Nationals agreed to a $9 million, one-year contract, subject to the successful completion of a physical exam, a person familiar with the negotiations told The Associated Press on Thursday.

Dozier, who played for the Minnesota Twins and Los Angeles Dodgers last season, would fill Washington's need for a new starting second baseman and could help add some power to the lineup, particularly important if slugging outfielder Bryce Harper ends up leaving the Nationals.

By only committing to Dozier for one season, the Nationals leave open the possibility of turning to leading infield prospect Carter Kieboom at second base in 2020.

The 31-year-old Dozier's agreement with Washington was first reported by ESPN.

Dozier batted a career-low .215 with 21 homers and 72 RBIs last year. He averaged 35 homers over the preceding three seasons, with a career best of 42 for Minnesota in 2016. He was an AL All-Star in 2015.

AP PHOTO

Brian Dozier, the former Twins All-Star second baseman who played with the Dodgers in the World Series last year, has agreed to a $9 million, one-year contract with the Nationals.

In 2017, Dozier led AL second baseman in fielding percentage and won a Gold Glove.

Bringing him aboard would be the latest in a flurry of offseason moves by Washington, which finished second in the NL East behind the Atlanta Braves and missed the playoffs last year.

While still waiting to find out what will happen with Harper, the Nationals' additions have included lefty starter Patrick Corbin, catchers Yan Gomes and Kurt Suzuki, relievers Kyle Barraclough and Trevor Rosenthal, and backup first baseman Matt Adams.

MONEY & MARKET$

A product of the Sun

For questions or comments, contact Chris Porter at 941-206-1134 or email porter@sun-herald.com

Friday, January 11, 2019



Dow Jones industrials
Close: 24,001.92
Change: 122.80 (0.5%)

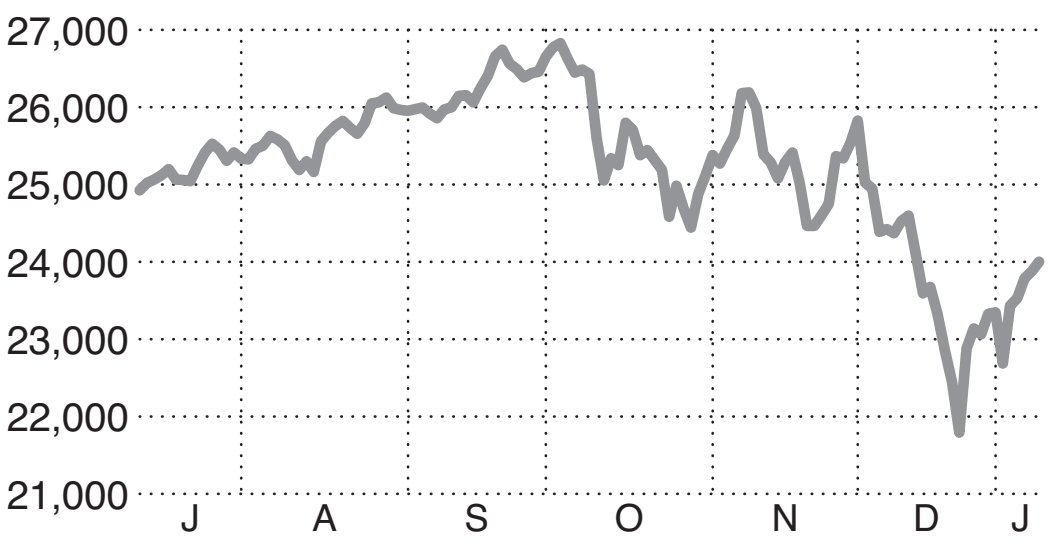

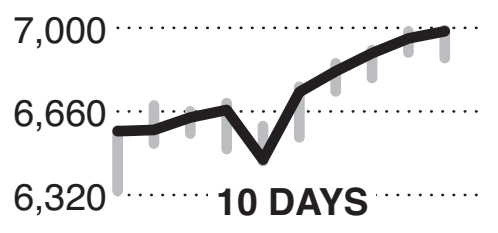

Nasdaq composite
Close: 6,986.07
Change: 28.99 (0.4%)

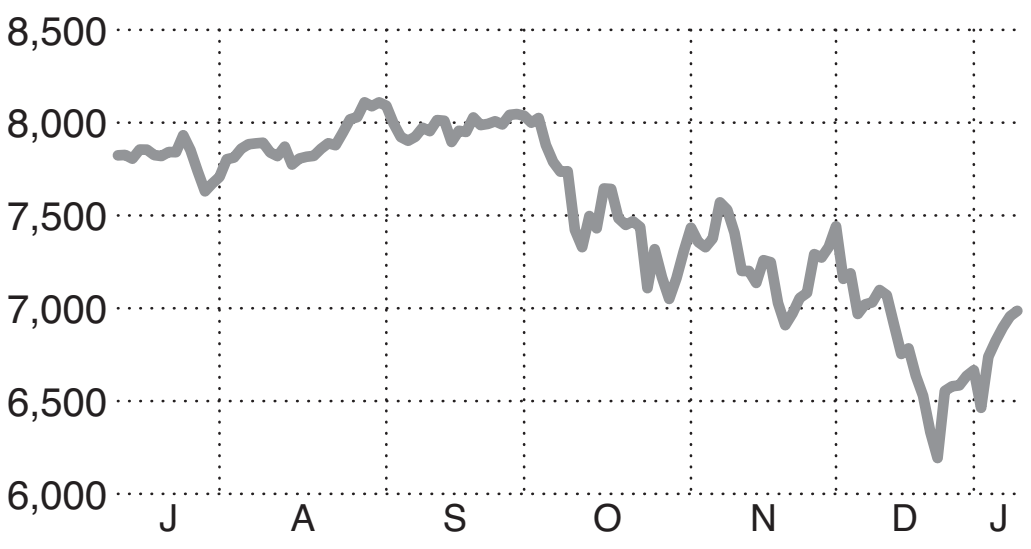

StocksRecap

	NYSE	NASD
Vol. (in mil.)	3,643	2,136
Pvs. Volume	3,968	2,378
Advanced	1702	1560
Declined	1074	1322
New Highs	13	20
New Lows	6	14

	HIGH	LOW	CLOSE	CHG.	%CHG.	WK	MO	QTR	YTD
DOW	24014.78	23703.25	24001.92	+122.80	+0.51%	▲	▼	▼	+2.89%
DOW Trans.	9633.33	9400.36	9624.70	+41.45	+0.43%	▲	▼	▼	+4.95%
DOW Util.	717.82	707.60	717.04	+9.75	+1.38%	▲	▼	▼	+0.58%
NYSE Comp.	11843.60	11701.81	11839.31	+60.89	+0.52%	▲	▼	▼	+4.09%
NASDAQ	6991.37	6877.08	6986.07	+28.99	+0.42%	▲	▼	▼	+5.29%
S&P 500	2597.82	2562.02	2596.64	+11.68	+0.45%	▲	▼	▼	+3.58%
S&P 400	1761.59	1735.27	1761.40	+13.97	+0.80%	▲	▲	▼	+5.91%
Wilshire 5000	26862.67	26497.66	26853.72	+112.31	+0.42%	▲	▼	▼	+4.29%
Russell 2000	1445.78	1424.54	1445.43	+6.62	+0.46%	▲	▲	▼	+7.18%

How to read the stock tables

① Name	② Ticker Symbol	③ Div	④ Yield	⑤ PE	⑥ 52-week High	Low	⑧ Vol 1000s	⑦ Last	⑨ YTD %Chg
XYZcorp	XYZ	1.20	3.6	17	34.09	27.27	2780	33.72	+20.7

1 — Name of stock.
2 — Ticker Symbol company trades under.
3 — Dividend: A distribution of the company's earnings to shareholders, usually consisting of stock dividends, interest on bonds, or short-term capital gains on the sale of securities usually paid quarterly in the form of cash or stock.
4 — Div. Yield: The dividend divided by the stock price. It helps gauge how well the stock is paying, compared to other investments such as CDs, bonds or savings accounts.
5 — Price to earnings ratio: The price of a stock divided by its earnings per share. PEs are used to gauge the relative worth of a company' stock. When compared to other companies in the same industry, the companies with the lowest PEs are generally earning higher profits.
6 — Range of closing prices in last year.
7 — Sales in thousands (10 = 10,000 shares), and closing price.
8 — Last trading price of the day.
9 — Percent change for the year.

▲▼ Arrows, indicate new highs or lows.
Underline: indicates top 100 stocks by volume rank.
Bold stocks , designates which stocks have gone up or down 5% .

NYSE

- A -

Name	Ticker Symbol	Div	Yield	PE	52-week High	Low	Vol 1000s	Last	YTD %Chg
AAC Hldgs	**AAC**	**...**	**...**	**...dd**	**12.96**	**1.33**	**287**	**2.25**	+60.7
AAR	AIR	.30	.8	28	51.52	33.94	374	38.91	+4.2
ABB Ltd	ABB	.76e	3.8	...	28.67	18.05	1592	19.81	+4.2
ABM	ABM	.72f	2.0	19	40.00	25.64	494	35.19	+9.6
ADT Inc n	ADT	...	...	...	9.84	5.88	1222	6.92	+15.1
AES Corp	AES	.55f	3.6	12	16.28	9.86	3837	15.34	+6.1
AFLAC s	AFL	1.04	2.3	14	48.19	41.41	3710	45.77	+.5
AG MtgeIT	MITT	2.00	11.8	11	19.69	15.52	97	17.01	+6.8
AG Mtg pfA	MITTpA	2.06	8.2	...	26.00	22.58	3	25.07	+3.9
AG Mtg pfB	MITTpB	2.00	8.0	...	25.79	22.56	12	25.00	+3.3
AGCO	AGCO	.60	1.0	25	75.10	49.50	352	61.95	+11.3
AH Belo	AHC	.32	7.7	13	5.80	3.35	77	4.15	+23.1
AK Steel	AKS	...	...	12	6.80	2.05	12532	2.70	+20.0
AMC Ent	AMC	.68	5.0	...dd	21.45	11.66	976	13.73	+11.8
AMCON	DIT	.72	.7	22	105.00	77.00	0	96.00	-3.8
AMN Hlth	AMN	...	...	23	68.20	47.05	400	59.81	+5.6
ARC Docu	**ARC**	**...**	**...**	**19**	**3.59**	**1.62**	**351**	**2.49**	+21.5
ASA Gold	ASA	.04e	.4	...q	12.18	8.18	136	9.55	+1.0
AT&T Inc	T	2.04f	6.7	6	39.29	26.80	31990	30.40	+6.5
AT&T 66 n	TBB	...	...	...	26.25	21.86	225	24.11	+8.3
A10 Ntwks	ATEN	...	...	...dd	7.74	5.51	324	6.69	+7.2
AU Optron	AUO	.18e	...	...	4.76	3.40	1637	4.11	+4.3
AVX Cp	AVX	.46	2.8	...cc	21.48	14.21	368	16.54	+8.5
AXA EqH n	EQH	.13p	...	...	23.21	14.72	2824	18.06	+8.6
AZZ Inc	AZZ	.68	1.5	18	56.05	37.43	184	45.84	+13.6
Aarons	AAN	.12	.3	11	56.00	36.20	380	46.34	+10.2
AbbottLab	ABT	1.28f	1.9	29	74.92	55.58	8050	69.08	-4.5
AbbVie	ABBV	4.28f	4.9	14	125.86	77.50	6520	88.20	-4.3
AberFitc	**ANF**	**.80**	**4.2**	**11**	**29.69**	**15.28**	**3778**	**19.26**	-3.9
AbdAsPac	FAX	.42	10.4	...q	5.03	3.82	1016	4.03	+4.1
AbdAustEq	IAF	.70e	13.4	...q	6.77	4.63	164	5.21	+9.7
AbdnChile	CH	.58e	8.5	...q	9.64	6.13	128	6.82	+7.4
AbdGlbInc	FCO	.84	11.0	...q	9.48	6.65	38	7.65	+7.4
AbdEMSmC	ABE	.21e	1.4	...q	15.82	14.33		14.69	
AbdGChina	GCH	.03e	.2	...q	14.02	11.79		12.37	
AbdnIndo	IF	.52e	...	...q	8.18	6.88		7.13	
AbdnIsrael	ISL	.35e	1.1	...q	21.97	18.43		18.68	
AbdJapnEq	JEQ	.48e	.9	...q	9.89	6.19	49	6.85	+5.5
AbdnLatA	LAQ	1.21e	1.8	...q	30.00	25.66		26.38	
AbSingaFd	SGF	1.09e	8.0	...q	13.89	12.32		13.59	
AcadIBD50	FFTY	...	...	...q	35.94	34.50		32.13	
AcadiaRlt	AKR	1.12f	4.3	45	29.28	21.34	408	26.26	+10.5
Accenture	ACN	2.92	2.0	23	175.64	132.63	1836	147.02	+4.3
AccoBrds	ACCO	.24	2.9	13	14.63	6.07	513	8.28	+22.1
AcmeU	ACU	.44	2.8	17	24.98	13.50	10	16.00	+12.3
AcornInt rs	ATV	...	...	...	38.86	13.50	0	24.77	+13.1
ActiniumP	ATNM	...	...	...dd	.87	.33	344	.44	+12.4
Act Rep n	GOP	...	...	...	23.61	20.47		22.40	
Act Dem n	DEMS	...	...	...	21.58	20.29		21.08	
Act TxR n	TAXR	...	...	...	23.79	18.16		18.87	
Actuant	ATU	.04	.2	...dd	31.00	19.07	395	22.16	+5.6
Acuity	AYI	.52	.4	14	186.99	103.48	955	122.05	+6.2
Acushnet n	GOLF	.52	2.4	...	27.87	17.55	148	22.07	+4.7
AdaDvsEq	ADX	1.32e	1.5	...q	14.79	11.84	237	13.21	+4.7
AdamsNR	PEO	1.32e	1.3	...q	21.48	13.60	102	15.90	+9.1
AdmRsc	AE	.88	2.2	...dd	50.33	35.81	2	40.86	+5.6
Adecoagro	AGRO	...	...	...	10.38	6.40	335	7.05	+1.3
Adient n	ADNT	1.10	5.7	...	84.20	14.52	2223	19.24	+27.8
AdtalemGl	ATGE	.36	.8	25	58.80	42.45	577	47.38	+.1
AdvAuto	AAP	.24	.1	29	186.15	102.15	984	165.07	+4.8
AdvDisp n	ADSW	...	...	...	27.93	21.50	237	24.64	+2.9
AdvDrainS	WMS	.32	1.2	22	33.50	21.70	162	26.17	+7.9
Advansx n	ASIX	...	...	...	44.44	22.57	111	27.81	+14.3
AdvClayCv	AVK	1.13	8.3	...q	16.50	12.07	100	13.56	+8.1
AdSDorWr	AADR	.32e	.7	...q	64.00	38.15	18	42.96	+7.2
AdvPerHY	HYLD	3.54e	9.5	...q	37.20	35.62		37.10	
AdSNewT n	FNG	...	...	...	23.41	14.47	25	16.16	+3.8
AdvSh ef n	CWS	...	...	...	32.47	31.81		32.18	
AdvS Kor n	KOR	...	...	...	32.01	26.00		26.94	
AdvSmCap	SCAP	...	...	...	42.75	30.86	0	34.02	+7.3
AdvPacFlt	FLRT	1.56e	...	...q	50.64	46.49	6	47.90	+2.4
AdvSSage	HOLD	.41e	.4	...q	103.68	97.35	0	99.16	+.1
AdvNfltMS	MINC	1.34e	2.8	...q	48.49	46.31	61	47.42	+.2
AdvSStarG	VEGA	...	...	...q	32.34	27.67		29.53	+3.0
Adv GlEch n	GIVE	...	...	...					
AdvDblLine	DBLV	.47e	.8	...q	75.63	56.38	2	61.48	+5.0
AdvMeidll	MATH	...	...	...q	35.56	32.38		33.00	
AdMadGBd	FWDB	.73e	3.0	...q	27.29	21.99	0	24.64	+1.8
AdMadIntl	FWDI	.37e	1.5	...q	33.10	22.89	2	25.32	+7.5
AdMadDm	FWDD	.18e	.4	...q	57.19	43.92	0	48.29	+6.7
AdvActBear	HDGE	...	...	...q	8.99	7.22	321	7.86	-6.8
Aecom	ACM	...	...	11	39.90	24.83	437	29.27	+10.5
Aegon	AEG	.25e	5.1	...	7.48	4.42	1706	4.94	+6.2
Aegon cap	AEH	1.59	6.3	...	26.52	24.66	55	25.41	+1.0
Aegon 6.5	AED	1.63	6.4	...	26.83	24.55	57	25.47	+1.7
Aegon flt	AEB	.77	3.6	...	25.49	17.85	29	21.14	+12.2
Aegon42	AEK	2.00	7.9	...	27.04	25.50		25.28	
AerCap	AER	...	...	6	58.30	36.16	1336	44.41	+12.1
Aerocntry	ACY	...	...	2	17.34	8.36	2	9.84	+2.8
AerohiveN	HIVE	...	...	...dd	6.00	3.19	111	3.44	+5.5
AerojetR	AJRD	...	...	73	38.92	24.41	643	36.68	+4.1
AffilMgrs	AMG	1.20	1.2	8	216.99	88.47	782	104.07	+6.8
AgeX Th n	**AGE**	**...**	**...**	**...**	**5.95**	**1.13**	**250**	**4.67**	+56.2
Agilent	A	.66f	.9	71	75.11	60.42	1078	69.90	+3.6
Agnico g	AEM	.44	...	48	49.80	32.18	1504	39.64	-1.9
AgreeRlt	ADC	2.22f	3.7	31	63.00	43.74	250	60.74	+2.7
Air Inds	**AIRI**	**.60**	**68.0**	**...**	**1.95**	**.70**	**4**	**.88**	+23.4
AirLease	AL	.52f	1.4	5	50.70	28.13	1673	36.48	+20.8
AirProd	APD	4.40	2.8	23	175.17	148.44	1502	157.20	-1.8
AirPrd wi	APD/WI	...	...	...					
Aircastle	AYR	1.20f	6.2	7	25.30	15.75	207	19.41	+12.6
AlaPw pf Q	ALPpQ	1.25	5.1	...	26.24	22.60	59	24.75	+4.3
AlamoGp	ALG	.48f	.6	21	120.58	72.50	49	80.83	+4.5
AlamosGld	AGI	.02	.5	...	6.84	2.90	2139	3.81	+5.8
AlaskaAir	ALK	1.28	2.0	8	75.46	57.28	1694	63.40	+4.2
AlbnyIn	AIN	.72f	1.1	27	82.20	57.95	88	68.29	+9.4
Albemarle	ALB	1.34f	1.7	12	138.67	71.89	1927	77.27	+.3
Alcoa Cp	AA	...	...	15	62.35	25.01	2352	28.98	+9.0
AlexB Inc	ALEX	.28	1.3	22	29.23	17.58	274	20.75	+12.9
Alexanders	ALX	18.00	5.7	...	401.83	295.75	2	315.02	+3.4
AlexREE	ARE	3.88f	3.2	27	130.53	109.04	621	119.57	+3.8
AlxRE pfD	AREpD	1.75	5.2	...	37.47	31.43	1	33.56	
AlexcoR g	AXU	...	...	...	1.79	.68	139	1.03	+9.6
AlgonPw n	AQN	.51	...	...	11.13	9.45	365	10.46	+4.1
Alibaba	BABA	...	...	41	211.70	129.77	14210	151.69	+10.7
Timmins g	TGD/O	...	...	1				.48	
Alio Gld rs	ALO	...	...	...	3.80	.63	130	.97	+15.1
AllegCp	Y	...	...	...cc	659.88	558.50	53	618.49	-.8
AllegTch	ATI	...	...	...dd	30.25	20.84	5538	24.34	+11.8
Allegion	ALLE	.84	1.0	...	94.30	73.85	793	82.20	+3.1
Allergan	AGN	2.88	2.0	22	197.00	125.84	1853	146.30	+9.5
Allergn pfA	AGNpA	55.00	10.1	...	691.53	541.23		543.50	
Allete	ALE	2.24	3.0	22	82.82	66.64	206	75.03	-1.6
AlliCAMun	AKP	.70	5.1	...q	14.11	12.49	32	13.78	+.7
AlliData	ADS	2.28	1.4	10	278.33	142.58	826	167.23	+11.4
AlliBNtlMu	AFB	.75	6.0	...q	13.46	11.78	30	12.44	+2.6
AlliBGlbHi	AWF	.84	7.6	...q	12.79	10.16	208	10.99	+4.4
AlliNYMun	AYN	.67	4.7	...q				14.29	
AlliBern	AB	2.57e	9.1	13	31.24	23.34	545	28.16	+3.1
AlliGlCvInc	NCV	.78	13.3	...q	7.28	4.75	346	5.87	+13.1
AlliGblCv2	NCZ	.69	13.2	...q	6.38	4.20	374	5.24	+16.4
AlliNFJDv	NFJ	1.20	10.6	...q	13.81	10.04	335	11.31	+5.9
AlliGlEqCv	NIE	1.52	7.5	...q	23.96	17.14	50	20.22	+9.1
Allz24Tgt n	CBH	...	...	...	9.48	7.61	110	8.64	+8.3
AllnzgDI&Cv	ACV	2.00	9.6	...q	25.31	17.51	55	20.84	+11.9
AlldCap47	AFC	1.72	6.8	...	26.31	24.40	17	25.14	+1.5
AllisonTrn	ALSN	.60	1.3	14	53.76	37.41	1190	47.61	+8.4
Allstate	ALL	1.84	2.2	12	104.47	77.00	1617	83.54	+1.1
Allstat pfA	ALLpA	1.41	5.7	...	25.99	23.53	14	24.56	+2.5
Allstate 53	ALLpB	1.28	5.2	...	27.09	23.30	28	24.45	+2.6
Allstat pfC	ALLpC	1.69	6.7	...	26.16	25.39		25.14	
Allstat pfD	ALLpD	1.66	6.5	...	26.91	25.06	5	25.36	+.2
Allstat pfE	ALLpE	1.66	6.6	...	26.79	24.93	66	25.27	+.6
Allstat pfF	ALLpF	1.56	6.1	...	27.59	24.71	35	25.50	+.8
AllyFincl	ALLY	.60	2.5	9	31.29	20.60	4045	24.27	+7.1
AlmadM n	AAU	...	...	...	1.02	.48	908	.86	+28.4
AlpUSQVal	QVAL	1.35e	5.0	...q	33.51	23.86	2	26.94	+7.6
AlpValuIntl	IVAL	1.35e	5.1	...	35.03	24.19	5	26.50	+6.1
AlpMoIntQ	IMOM	...	...	...q	33.00	22.44	0	24.55	+5.8
AlpMoUSQ	QMOM	...	...	...	34.35	23.45	2	26.37	+4.5

Name	Ticker Symbol	Div	Yield	PE	52-week High	Low	Vol 1000s	Last	YTD %Chg
AlpArcVl n	VMOT	...	...	...	31.39	23.37	31	24.68	+1.7
AlphaPro	APT	...	...	20	4.15	3.15	19	4.00	+7.8
AlpGDDiv	AGD	.78	7.8	...q	11.55	10.21		10.05	
AlpGPPrp	AWP	.60	10.0	...q	6.98	5.99		6.03	
AlpTotDiv	AOD	.69	8.1	...q	10.03	8.73		8.55	
AlpsETF	GRI	1.52e	3.6	...q	47.47	40.19	0	42.80	+4.1
AlpsEqSect	EQL	1.83e	2.8	...q	73.82	60.11	2	66.35	+3.9
AlpDisrTc n	DTEC	...	...	...	30.48	21.58	3	25.52	+6.9
AlpBzSoMed	BUZ	...	...	...	39.28	29.07	4	33.35	+6.6
AlpsRivFlex	RFFC	...	...	...	36.59	27.32	60	30.76	+6.0
Alps RivDiv	RFDA	...	...	...	34.12	26.32	14	29.52	+5.0
AlpRvrCare	RFCI	...	...	...	26.24	23.46	232	23.80	+.3
AlpRivUncn	RFUN	...	...	...	26.15	23.48	8	24.54	+2.8
AlpSprtJG	SGDJ	...	...	...q	34.60	21.30	5	25.62	+2.5
AlpMedBrk	SBIO	...	...	...q	39.61	25.49	36	32.58	+15.8
AlpSprotG	SGDM	.12e	.7	...q	22.54	14.69	43	17.56	+.5
AlpWkplEq	EQLT	.42e	1.2	...q	40.00	30.58	1	33.91	+4.8
AlpEDvDg	EDOG	.73e	3.4	...q	27.38	19.75	4	21.44	+6.3
AlpAlerEn	ENFR	.72e	3.5	...q	24.16	17.20	3	20.44	+12.7
AlpIntDvDg	IDOG	1.47e	5.9	...q	30.26	23.06	22	24.99	+4.9
AlpBarr400	BFOR	.25e	.7	...q	46.25	33.39	10	37.88	+6.8
AlpRivStInc	RIGS	.30e	1.2	...q	25.35	23.82	19	24.34	+1.3
AlpsDvDog	SDOG	1.40e	3.4	...q	49.27	36.92	192	41.11	+5.1
AlpAlerMLP	AMLP	1.35e	13.8	...q	11.89	8.27	53994	9.75	+11.7
Alteryx n	AYX	...	...	...	70.47	24.46	979	68.49	+15.2
Altice n	ATUS	...	...	...dd	22.60	14.50	4516	17.75	+7.4
AltisrcAst	AAMC	...	...	...dd	79.99	28.00	4	29.60	-.3
AltisResid	RESI	.60	6.0	...dd	11.76	9.87		9.92	
Altria	MO	3.44f	7.0	15	71.86	46.49	15836	48.86	-1.1
AlumChina	ACH	...	...	...	18.82	7.44	90	8.39	+7.3
ATrFn pfA	AFSIpA	1.69	13.1	...	21.75	10.97	9	12.89	+6.5
AmTrF pfB	AFSIpB	1.81	13.2	...	22.56	11.16	6	13.69	+12.7
AmTrF pfC	AFSIpC	1.91	12.9	...	23.00	11.94	5	14.80	+15.6
AmTrF pf F	AFSIpF	...	...	...	21.33	11.29	18	13.00	+6.6
AmTrF pfE	AFSIpE	...	...	...	23.45	12.00	7	15.12	+17.6
AmTrFn 7.5	AFST	...	...	...	26.00	16.53	6	21.35	+8.0
AmTrFn 55	AFSS	1.81	8.7	...	25.01	16.25	5	20.69	+10.6
AmTrF pfD	AFSIpD	1.88	13.3	...	22.74	11.85	11	14.09	+11.1
AmberRd	AMBR	...	...	...dd	10.41	6.71	35	8.54	+3.8
Ambev	ABEV	.05e	1.1	6	7.43	3.77	40476	4.50	+14.8
AmbowEd n	AMBO	...	...	...					
Ameren	AEE	1.90f	2.9	23	70.95	51.89	1070	65.81	+.9
Ameresco	AMRC	...	...	23	16.59	7.65	85	15.05	+6.7
AMovilL	AMX	.17e	1.1	23	19.91	12.00	1635	15.75	+10.5
AmMovl A	AMOV	...	...	...	19.87	12.09	1	15.60	+11.0
AmAssets	AAT	1.08f	2.6	95	42.85	30.62	153	40.93	+1.9
AmAxle	AXL	...	...	4	19.63	10.13	2167	12.75	+14.9
AmCampus	ACC	1.84	4.3	56	44.11	34.52	792	42.82	+3.5
AEagleOut	AEO	.55	2.9	12	29.88	16.14	6831	19.17	-.8
AEP	AEP	2.68f	3.6	18	81.05	62.71	2284	74.72	
AEqInvLf	AEL	.28f	1.0	12	38.56	25.27	497	29.27	+4.8
AmExp	AXP	1.56	1.6	14	114.55	87.54	3522	98.26	+3.1
AFnclGrp	AFG	1.60	1.7	12	121.69	84.18	366	93.50	+3.3
AFnclGp 54	AFGE	1.56	6.1	...	26.57	23.82	4	25.62	+1.2
AFnclGp 55	AFGH	1.50	5.9	...	26.46	23.02	13	25.47	+4.2
AHm4Rent	AMH	.20	1.0	...	23.34	18.39	1834	20.48	+3.2
AHm4R pfC	AMHpC	1.38	4.8	...	28.46	27.85		28.36	
AHm4Rn pfD	AMHpD	1.63	6.9	...	27.19	22.25	39	23.61	+4.8
AHm4R pfE	AMHpE	1.59	6.8	...	26.50	21.19	47	23.31	+5.2
AH4Rn pfG	AMHpG	1.47	6.8	...	25.39	18.80	49	21.70	+5.8
AHm4R pfF	AMHpF	...	...	...	26.03	19.01	61	21.88	+6.2
AIG wt	AIG/WS	...	...	...	20.25	18.65		20.10	
AmIntlGrp	AIG	1.28	3.1	...dd	65.05	36.16	3249	41.42	+5.1
AMidstrm	AMID	.41	10.2	...dd	15.25	2.75	214	4.06	+34.0
AmrRlty	ARL	...	...	9	21.57	11.70	0	12.75	+5.6
AmRenAs n	ARA	...	...	...	24.07	11.09	84	11.94	+3.6
AmShrd	AMS	...	...	11	3.95	2.19	7	2.36	-.8
AmStsWtr	AWR	1.10f	1.7	40	69.61	50.06	135	65.41	-2.4
AmTower	AMT	3.36f	2.1	61	168.58	130.37	1985	161.86	+2.3
ATowr pfB	AMTpB	5.50	4.7	...	130.46	114.00		117.60	
AVangrd	AVD	.08	.5	94	24.00	13.98	106	17.00	+11.9
AmWtrWks	AWK	1.82	2.0	39	98.18	76.04	805	90.76	
AmerSilvr n	USAS	...	...	...				3.65	
AmercldR	COLD	...	...	...cc	28.04	23.28	800	27.12	+6.2
Amerigas	APU	3.80	12.9	24	48.37	22.75	402	29.53	+16.7
Ameriprise	AMP	3.60	3.2	9	183.90	95.69	746	113.44	+8.7
AmeriBrgn	ABC	1.60f	2.1	9	106.27	69.36	1619	76.00	+2.2
Ametek	AME	.56f	.8	29	81.92	63.14	928	70.60	+4.3
AmiraNatF	**ANFI**	**...**	**...**	**...**	**4.44**	**.30**	**2457**	**.98**	+133.3
Ampco	AP	...	...	...dd	15.65	2.79	71	4.44	+43.2
Amphenol	APH	.92	1.1	32	97.56	74.95	1185	81.82	+1.0
AmpioPhm	AMPE	...	...	...	3.89	.35	350	.49	+24.6
AmpSrLn n	YESR	...	...	...	25.56	23.80		23.80	
AmpDivOpt	DIVO	...	...	...	31.01	24.91	3	27.30	+2.2
AmplOil n	AMLX	...	...	...	12.37	9.17		9.61	
Ampliph rs	**APHB**	**...**	**...**	**...dd**	**2.05**	**.15**	**219**	**.25**	+21.4
Amrep	AXR	...	...	...	9.88	5.47	7	6.33	+6.4
Anadarko	APC	1.20f	2.5	17	76.70	40.40	3227	48.33	+10.2
Anadrk 18	AEUA	3.75	11.4	...	38.79	28.60		32.89	
Andeavor	ANDV	2.36	1.5	23	163.19	89.58		153.50	
AndeavLog	ANDX	4.12	11.1	17	55.21	31.49	659	37.02	+13.9
Anf DvAlt n	DALT	...	...	...	10.90	8.26	23	9.48	+6.0
AnglogldA	AU	...	...	...	13.27	7.08	3290	12.51	-.3
ABInBev	BUD	3.19e	4.5	18	117.06	64.55	1190	70.76	+7.5
Anixter	AXE	...	...	13	88.85	50.05	275	58.12	+7.0
Annaly	NLY	1.20e	12.3	11	11.66	9.57	37619	9.77	-.5
Annaly pfC	NLYpC	1.91	7.6	...	25.99	23.91	17	25.17	-.1
Annaly pfD	NLYpD	1.88	7.5	...	25.81	23.33	49	25.05	+1.3
Annaly pfG	NLYpG	1.63	7.0	...	24.86	22.00	33	23.32	+.4
Annaly pfF	NLYpF	...	...	...	26.14	24.08	170	24.72	-.2
Annaly pfE	NLYpE	1.91	7.6	...	25.34	25.21		25.26	
Antero n	AMGP	.45e	3.6	...	22.39	10.12	1538	12.58	+12.5
AnteroMid	AM	1.76f	7.4	18	34.53	19.86	1254	23.70	+10.8
AnteroRes	AR	1.00	9.4	22	22.69	8.86	4762	10.66	+13.5
Anthem	ANTM	3.00	1.2	15	300.57	215.52	1705	252.27	-3.9
Anthem un	ANTX	2.63	4.6	...	64.78	52.92		56.86	
Anworth	ANH	.56e	12.9	12	5.41	3.98	441	4.34	+7.4
Anwrth pfA	ANHpA	2.16	8.4	...	27.49	25.10	1	25.59	+1.1
Anwrth pfB	ANHpB	1.56	6.6	...	27.26	22.26	11	23.73	+.6
Anwrth pfC	ANHpC	1.91	7.8	...	25.59	23.50	2	24.45	+1.9
Aon plc	AON	1.60	1.1	48	166.55	133.41	932	147.63	+1.6
Apache	APA	1.00	3.2	20	50.03	24.56	3925	30.96	+17.9
AptInv	AIV	1.52	3.4	26	47.66	37.97	1269	45.20	+3.0
AptInv pfA	AIVpA	1.72	6.7	...	27.75	25.17	0	25.52	+.5
Aphria n	APHA	...	...	...	13.45	3.75	9423	6.58	+15.6
ApolloCRE	ARI	1.84	10.6	11	19.57	16.41	933	17.34	+4.1
ApoCRE pfA	ARIpA	2.16	...	...					
ApoCRE pfC	ARIpC	...	...	...	25.83	23.85	11	25.11	+2.1
ApolloGM	APO	1.95e	7.4	9	37.35	22.63	1027	26.50	+8.0
ApolIG pfA	APOpA	1.59	6.6	...	26.25	21.06	100	24.08	+7.0
ApolG pfB	APOpB	1.59	6.6	...	25.55	21.02	53	23.99	+8.2
ApolloI 43	AIY	1.72	6.8	...	25.97	24.31	6	25.25	+1.7
ApollSrFlt	AFT	1.08a	7.3	...q	18.69	13.92	101	14.76	+2.6
ApolloTact	AIF	1.20a	8.2	...q	15.96	12.95	111	14.58	+5.9
AppHReit n	APLE	1.20	7.7	24	20.19	13.81	1288	15.50	+8.7
ApldIndlT	AIT	1.20	2.1	15	82.35	50.56	142	57.23	+6.1
Aptargrp	ATR	1.36f	1.4	28	112.31	79.97	206	94.58	+.5
Aptiv	APTV	.22	.3	14	103.23	58.80	2095	70.23	+14.1
AquaAm	WTR	.88	2.6	25	38.24	32.09	497	33.93	-.8
Aquantia n	AQ	...	...	...	18.49	7.08	196	8.62	-1.7
Acquavnt n	WAAS	...	...	...	21.50	11.83	100	21.26	+12.5
Aramark	ARMK	.42e	1.4	14	46.09	27.37	4451	30.93	+6.8
ArborRT	ABR	1.08f	9.6	8	12.79	7.89	1052	11.29	+12.1
Arbor prA	ABRpA	2.06	8.1	...	26.32	24.00	1	25.55	+1.4
ArborR pfB	ABRpB	1.94	7.7	...	25.80	23.30		25.28	-.1
ArborR pfC	ABRpC	2.13	8.2	...	26.55	24.00	11	25.83	-1.2
ArborRT 21	ABRN	1.84	7.3	...	25.87	25.25		25.26	
ArcLogist	ARCX	1.76	10.7	23				16.51	
ArcelorM rs	MT	.10p	...	5	37.50	19.50	1264	22.41	+8.4
ArchCoal	ARCH	1.60	1.9	6	102.61	75.09	139	86.06	+3.7
ArchDan	ADM	1.34	3.1	18	52.06	39.16	2922	43.37	+5.9
Archrock	AROC	.53	5.5	14	13.75	7.26	1486	9.63	+28.6
Arconic	ARNC	.24	1.2	...dd	31.17	15.63	3835	19.61	+16.3
Arconic pf	ARNCp	3.75	4.3	...	92.00	80.51	0	87.99	
Arconic pfB	ARNCpB	2.69	6.9	...				38.90	
ArcosDor	ARCO	...	...	45	10.33	6.05	690	8.47	+7.2
Arcosa n	ACA	...	...	...	34.92	22.20	135	28.71	+3.7
ArcusBio n	RCUS	...	...	...	19.67	8.57	167	9.97	-7.4
Ardaugh n	ARD	.56	5.0	...	21.10	10.09	316	11.16	+.7
ArdmoreSh	ASC	...	...	...dd	8.75	4.22	104	5.16	+10.5
AresCmcl	ACRE	1.24f	8.9	13	14.77	11.96	117	13.94	+6.9
AresDyCr	ARDC	1.40	9.7	...q	16.73	13.07	78	14.36	+4.1
AresMgmt	ARES	1.05e	4.8	17	25.95	18.82		22.12	

Name	Ticker Symbol	Div	Yield	PE	52-week High	Low	Vol 1000s	Last	YTD %Chg
AresMg pfA	ARESpA	1.75	6.8	...	27.29	25.31		25.71	
Argan	AGX	1.00	2.5	10	47.53	34.90	112	40.27	+6.4
ArgoGp42	ARGD	1.63	6.5	...	25.51	24.50	4	25.08	+.6
ArgoGpInt	ARGO	1.08b	1.6	14	70.00	49.65	119	67.77	+.8
AristaNetw	ANET	...	...	32	313.37	187.08	407	217.96	+3.4
ArkInnova	ARKK	1.17e	...	...q	49.87	34.75	335	41.69	+12.1
ArkIndInno	ARKQ	...	...	...q	37.47	28.29	12	31.36	+6.3
ArkGenom	ARKG	...	...	...q	34.69	21.98	98	28.11	+17.2
ArkWebX.O	ARKW	5.54e	...	...q	52.98	39.10	135	46.76	+10.2
Ark 3dPr n	PRNT	...	...	...	27.21	18.85	47	21.23	+6.8
Ark IsrTc n	IZRL	...	...	...	22.32	18.00	3	19.73	+6.3
ArlingAst	AI	1.50	18.9	...dd	11.99	6.92	300	7.92	+9.4
ArlingAst23	AIW	1.66	7.0	...	24.75	22.87	1	23.80	+1.5
ArlingAst25	AIC	1.69	7.3	...	24.85	21.63	1	23.10	+4.2
ArlAsst pfB	AIpB	1.75	7.7	...	25.05	21.43	1	22.65	+4.1
ArloTc n	ARLO	...	...	...	11.07	7.66	2082	7.81	-20.0
ArmadaHof	AHH	.80	5.4	39	16.17	12.73	149	14.81	+5.3
ArmrR pfA	ARRpA	2.06	8.1	...	25.79	22.36	1	25.37	+2.0
ArmrR pfB	ARRpB	1.97	8.0	...	25.25	21.45	17	24.64	+2.5
ArmourR rs	ARR	2.72	12.8	6	25.57	19.75	378	21.19	+3.4
ArmsFloor	AFI	...	...	38	20.46	11.39	92	13.16	+11.1
ArmstrWld	AWI	.17m	...	13	73.45	54.34	175	64.80	+11.3
ArmstW wi	AWI/WI	...	...	...				41.30	
ArrwDJYld	GYLD	1.59e	9.7	...q	19.24	13.89	10	16.36	+8.5
ArrowEl	ARW	...	...	10	87.26	62.69	329	72.53	+5.2
ArwQVMEq	**QVM**	**...**	**...**	**...q**	**30.15**	**21.85**	**0**	**25.46**	+5.7
ArtisanPtr	APAM	2.40a	10.7	14	41.45	20.16	395	22.47	+1.6
AskanoG g	AKG	...	...	...	1.38	.56	141	.71	+11.3
AsburyA	ABG	...	...	9	77.75	58.60	316	68.96	+3.5
AshfordHT	AHT	.48	10.1	...dd	8.66	3.85	559	4.73	+18.3
Ashfrd pfD	AHTpD	2.11	8.5	...	26.32	23.49	6	24.88	+5.3
AshfHT pfF	AHTpF	1.84	8.9	...	25.43	18.41	6	20.78	+11.9
AshfrH pfG	AHTpG	1.84	8.9	...	25.17	17.60	12	20.59	+8.9
AshfrdH pfH	AHTpH	1.88	8.9	...	25.42	18.60	8	21.13	+10.5
AshfrdH pfI	AHTpI	1.88	9.0	...	25.09	18.01	32	20.80	+9.6
Ashford	AINC	...	...	18	102.00	47.20	8	53.01	+2.1
Ashland	ASH	1.00	1.4	41	86.63	64.81	352	73.89	+4.1
AsiaPc	APB	.61e	2.5	...q	15.71	11.21	111	11.53	+.9
AsiaTigr	GRR	.07e	.6	...q	11.49	10.08		10.92	
AspenAero	ASPN	...	...	...dd	5.58	1.60	16	2.46	+15.5
AspenIns	AHL	.96	2.3	...dd	46.10	34.80	505	42.23	+.6
Aspen pfC	AHLpC	1.49	6.3	...	27.33	21.28	32	23.63	+4.4
AspIns pfD	AHLpD	1.41	6.5	...	25.55	19.33	45	21.80	+8.6
AscBnc pfC	ASBpC	1.53	5.9	...	27.25	24.89	4	25.74	+1.1
AsscBc pf D	ASBpD	...	...	...	25.71	20.99	5	22.75	+2.5
AsscdBanc	ASB	.68f	3.3	13	29.03	18.53	1319	20.34	+2.8
AsdBan wt	ASB/WS	...	...	...				2.80	
AssocCap n	AC	.20	.5	...cc	46.86	32.59	11	38.08	+8.1
Assurant	AIZ	2.40f	2.6	46	111.43	82.31	219	92.50	+3.4
AssuredG	AGO	.64	1.6	7	43.40	32.97	569	39.08	+2.1
AsdGMu01	AGOpB	1.72	6.6	...	26.25	24.65	3	25.95	+.7
AsdGMu02	AGOpE	1.56	6.1	...	26.44	23.27	12	25.44	+1.1
AsdGMu03	AGOpF	1.40	5.8	...	25.81	22.01	5	24.34	+4.7
AsteriasBio	AST	...	...	...dd	2.65	.51	54	.82	+32.3
AstraZen s	AZN	1.37e	3.6	9	41.78	32.69	4809	38.26	+.7
AtHomGr n	HOME	...	...	25	40.97	15.89	1121	21.57	+15.6
Atento SA	**ATTO**	**.34p**	**...**	**11**	**10.45**	**3.55**	**56**	**3.94**	-1.7
Athene n	ATH	...	...	...	53.92	37.20	897	41.87	+5.1
AtkoreInt n	ATRK	...	...	...	28.67	17.47	303	22.17	+11.7
AtlPwr g	AT	.12	...	...dd	2.60	1.80	258	2.39	+10.1
ATMOS	ATO	1.94	2.1	17	100.76	76.46	794	92.42	-.3
AuroraC n	**ACB**	**...**	**...**	**...**	**8.12**	**4.58**	**26114**	**5.94**	+19.8
AurynRs n	AUG	...	...	...	1.85	.85	11	.96	+4.8
AutoNatn	AN	...	...	7	62.02	32.87	1167	36.57	+2.4
Autohome	ATHM	...	...	5	119.50	61.43	1243	82.59	+5.6
Autoliv	ALV	2.48f	3.2	16	115.42	67.26	729	77.35	+10.1
AutoZone	AZO	...	...	17	896.03	590.76	306	827.34	-1.3
Auxilio n	AUXO	...	...	32				3.47	
Avalara n	AVLR	...	...	...dd	59.40	28.09	313	36.92	+18.5
AvalonHld	**AWX**	**...**	**...**	**...dd**	**20.20**	**1.93**	**35**	**2.83**	+6.8
AvalonBay	AVB	5.88	3.3	30	191.91	152.65	569	177.99	+2.3
Avangrid n	AGR	1.76	3.6	39	54.55	45.17	305	49.36	-1.5
AvanosMd	AVNS	...	...	22	66.22	38.00	306	44.88	+.2
AvayaHl n	AVYA	...	...	4	23.76	13.96	485	15.68	+7.7
AveICSFd	ACP	1.44	11.2	...q	14.65	14.11		12.88	
AveryD	AVY	2.26	2.4	27	123.67	82.89	625	93.62	+4.2
AvinoSG g	ASM	...	...	...	1.61	.50	139	.65	+6.6
▼Avista	AVA	1.49	3.6	23	52.91	41.40	407	41.76	-1.7
Avon	AVP	...	...	18	2.99	1.30	3289	1.82	+19.7
Axalta	AXTA	...	...	64	33.30	21.58	1644	25.02	+6.8
AXIS Cap	AXS	1.60f	3.0	...dd	60.69	47.43	427	53.81	+4.2
AXIS pfD	AXSpD	1.38	6.0	...	25.98	20.52	12	23.01	+7.3
AxisCap pfE	AXSpE	...	...	...	25.33	20.56	49	22.95	+9.6
AxosFinl	AX	...	...	12	45.18	23.87	441	27.00	+7.2
AxosF pf	AXO	1.56	6.2	...	26.75	23.22	2	25.00	+1.3
Azul n	AZUL	...	...	...	35.05	15.53	968	28.76	+3.9
AzurePwr n	AZRE	...	...	...	18.10	8.25	7	8.74	-3.4

- B -

Name	Ticker Symbol	Div	Yield	PE	52-week High	Low	Vol 1000s	Last	YTD %Chg
B&G Foods	BGS	1.90	6.6	10	35.45	22.00	1286	28.66	-.9
B2gold g	BTG	...	...	36	3.30	2.10	3139	2.86	-2.1
BB&T Cp	BBT	1.62f	3.5	13	56.31	40.68	6699	45.86	+5.9
BB&T pfD	BBTpD	...	...	...	26.35	23.58	38	25.18	+2.9
BB&T pfE	BBTpE	1.41	5.8	...	26.20	22.65	124	24.50	+4.9
BB&T pfF	BBTpF	1.30	5.6	...	25.67	21.27	32	23.32	+5.3
BB&T pfG	BBTpG	1.30	5.6	...	25.49	21.32	42	23.34	+5.4
BB&T pfH	BBTpH	1.41	5.6	...	27.07	22.64	82	25.15	+7.0
BBVABFrn	BFR	.25e	1.9	...	27.45	7.11	554	12.98	+14.6
BBX Cap n	BBX	.04	.6	7	10.17	5.23	163	6.17	+7.7
BCE g	BCE	3.02	...	...	47.47	38.75	936	41.61	+5.3
BG Staffing	BGSF	1.20	5.5	22	29.59	15.30	45	21.76	+5.4
BHP BillLt	BHP	1.66e	3.5	...	52.62	43.10	2124	47.54	-1.6
BHPBil plc	BBL	1.66e	4.0	...	47.92	38.04	1162	41.51	-.9
BJsWhole n	BJ	...	...	...	32.92	19.31	1036	24.04	+8.5
BK Tech n	BKTI	...	...	...					
BP MidPt n	BPMP	...	...	...	23.00	14.26	166	16.80	+8.1
BP PLC	BP	2.38	5.8	12	47.83	36.15	4821	40.70	+7.3
BP Pru	BPT	5.06e	19.1	5	37.23	17.00	407	26.44	+22.2
BRF SA	BRFS	...	...	...	12.39	4.65	4829	6.55	+15.3
BRT	BRT	.80f	6.6	5	14.20	10.20	26	12.18	+6.5
BT Grp s	BT	.99e	6.6	...	18.97	13.53	564	14.91	-1.9
BWX Tech	BWXT	.64	1.6	17	72.18	35.91	519	40.63	+6.3
B&W Ent n	BW	...	...	...dd	7.66	.33	451	.67	+71.3
BabShDHi	BGH	1.84	11.0	...q	19.95	15.13	81	16.76	+5.1
BadgerMtr s	BMI	.60	1.2	52	57.12	41.00	85	51.40	+4.5
BainCapS n	BCSF	...	...	...	18.81	15.14	149	17.61	+5.0
BakHuGE n	BHGE	.72	3.1	...cc	37.76	20.09	5309	23.35	+8.6
BallCorp s	BLL	.40	.8	24	50.98	34.71	2056	47.65	+3.6
Ballanty	**BTN**	**...**	**...**	**...dd**	**5.95**	**1.11**	**5**	**1.98**	+72.2
BanColum	CIB	1.27e	2.9	...	51.38	35.52	356	43.32	+13.7
BancCalif	BANC	.52	3.6	18	21.85	12.22	316	14.30	+7.4
BcCalif pfE	BANCpE	...	...	...	26.71	23.77	8	25.32	+2.8
BcCal pfD	BANCpD	1.84	7.1	...	26.76	24.21	4	25.88	+3.1
BcBilVArg	BBVA	.27e	4.7	...	9.54	4.99	3565	5.76	+8.9
BcoBrades s	BBDO	.02r	.2	...	11.90	5.49	7	10.05	+15.8
BcoBrad s	BBD	.06a	.5	...	11.98	6.50	16823	11.24	+13.7
BcoLatin	BLX	1.54	8.6	10	30.50	15.31	127	17.90	+3.5
BcoMacro	BMA	...	...	6	117.79	32.00	375	52.35	+18.4
BcoSantSA	SAN	.21e	4.4	...	7.57	4.21	5039	4.88	+8.9
BcoSBrasil	BSBR	.29e	2.3	6	12.96	7.20	465	12.78	+14.8
BcSanChile	BSAC	.85e	2.8	...	35.09	28.67	279	30.58	+2.3
BcoChile s	BCH	...	...	...	34.72	27.04	28	29.69	+3.8
BcpSouth	BXS	.68	2.5	...	35.55	24.31	317	27.52	+5.3
Bcp NJ	BKJ	.24b	1.8	17	17.95	12.49	1	13.17	+1.2
BancFd pfA	BCVpA	1.34	...	...					
BancrftFd	BCV	2.40e	12.2	...q	24.19	17.30	9	19.60	+5.2
BkofAm	BAC	.60	2.3	12	33.05	22.66	65221	25.73	+4.4
BkAML pfJ	BMLpJ	1.02	4.8	...	25.09	18.70	9	21.25	+2.5
BkAm pfE	BACpE	1.02	5.8	...	24.50	18.20	16	20.85	+4.5
BkAm pfI	BACpI	1.66	6.6	...	26.02	25.45		25.29	
BkAm pfL	BACpL	72.50	5.7	...	1314.70	1187.95	6	1267.76	+1.2
BkAm pfW	BACpW	1.66	6.5	...	26.89	25.07	73	25.67	+.9
BkAm pfY	BACpY	1.63	6.3	...	26.88	24.88	68	25.75	+1.5
BkAm wtA	BAC/WS/A	...	...	...	19.88	18.06		19.73	
BkAm wtB	BAC/WS/B	...	...	...	3.29	2.27		3.24	
BkAm pfA	BACpA	...	...	...	26.91	24.81	40	25.48	+1.7
BkAm pfC	BACpC	...	...	...	27.20	25.00	40	25.78	+1.6
BkAML pfL	BMLpL	1.02	4.9	...	24.98	18.60	7	21.01	+.4
BkAML pfH	BMLpH	.77	4.0	...	22.80	17.96	11	19.26	+3.7
BkAML pfG	BMLpG	.77	4.0	...	22.83	17.86	23	19.35	+4.8
Bk of But n	NTB	1.28	3.9	11	53.63	29.43	135	33.22	+6.0
BkHawaii	BOH	2.48f	3.4	15	89.09	63.64	293	72.18	+7.2
BkMont g	BMO	4.00e	...	8	84.71	62.79	422	69.83	+6.9
BkNYMel	BK	1.12f	2.4	11	58.99	43.67	4433	47.47	+.8
BkNYM pfC	BKpC	1.30	5.4	...	25.72	21.83	58	24.09	+6.0
BkNova g	BNS	2.56	...	8	66.78	48.34	871	53.77	+7.8
BankUtd	BKU	.84	2.6	11	44.97	28.05	1031	32.33	+8.0
BarHarbr s	BHB	.80f	3.3	16	30.95	21.25	14	24.23	+8.0
Br iPthCrd	OIL	...	...	...	79.22	45.28	27	54.48	+14.8
BarFIEur	FEEU	...	...	...q	148.71	111.43		120.10	
BarcFI HY	FIGY	...	...	...q	185.67	127.16		159.95	
BarcSPVeq	VQT	...	...	...q	181.89	152.75	0	154.08	-.6
BarSelMLP	ATMP	1.17e	6.0	...q	22.97	16.87	126	19.53	+10.2
BiP Cmdty	DJP	...	...	...q	25.80	20.38	1680	22.03	+3.8

STOCK GLOSSARY — **bt** - primary exchange listing BATS **cld** - issue has been called for redemption by company **d** - new intraday 52-week low **g** - dividends paid in Canadian funds, PE not shown **h** -Does not meet continued-listing standards **lf** - late filing with SEC **n** - stock was a new issue in the last year - the 52-week high and low figures are calculated from their start date **pf** - preferred stock issue **pr** - preferences **rs** - stock has undergone a reverse stock split, decreasing outstanding shares by at least 50 percent within the past year **rt** - right to buy security at a specified price **s** - historical prices have been adjusted for a split or distribution of 20 percent or more in the last 12 months. **wi** - trades will be settled when the stock is issued **wd** - when distributed **wt** - warrant, allowing a purchase of a stock **u** - new intraday 52-week high **un** - unit, including more than one security **v** - Trading halted on primary market **vj** - company in bankruptcy, receivership or being reorganized under the bankruptcy law - this appears in front of the name **DIVIDEND FOOTNOTES: a:** Extra dividend(s) paid, but are not included; **b:** Annual rate plus stock dividend; **c:** Dividend from a liquidating company; **e:** Declared or paid preceding 12 months; **f:** Annual rate, increased on last declaration. **i:** Declared or paid after dividend or split; **k:** Declared or paid this year, an accumulative issue with dividends in arrears; **r:** Declared or paid in last 12 months plus stock dividend; **m:** Annual rate, reduced on last declaration. **p:** Initial dividend, annual rate unknown; yield not shown. **t:** Paid in stock in preceding 12 months, estimated cash value on ex-dividend or ex-distribution date **PE footnotes q** - stock is a closed-end fund - no P/E ratio shown **cc** - P/E exceeds 99 **dd** - loss in last 12 months

Continued on **next page**

Continued from **previous page**

NYSE

Name	Ticker Symbol	Div	Yield	PE	52-week High	52-week Low	Vol 1000s	Last	YTD %Chg
BarcGsci36	GSP	...	...	...q	18.39	12.73	4	14.21	+9.6
BrcEnEu n	FLEU	...	...	...	180.26	99.78	0	115.23	+6.2
BiPSPBWrt	BWV	...	...	...q	80.07	74.65		77.50	
BiP GCrb	GRN	...	...	...q	18.41	9.25		17.90	
BiPGbpUsd	GBB	...	...	...q	37.80	34.52		36.14	
BiPEurUsd	ERO	...	...	...q	46.90	42.09		45.01	
BiP Lead	LD	...	...	...q	62.00	40.22		43.11	
BiP Cocoa	NIB	...	...	...q	35.77	22.70	9	27.19	-3.2
BarcBk prD	BCSpD	2.03	7.8	...	26.90	25.67		25.86	
BiPOpCur	ICI	...	...	...q	37.90	37.01		37.90	
BiPAsnGulf	PGD	.11e	.3	...q	50.00	40.00		40.10	
BiPGems38	JEM	3.18e	10.9	...q	29.49	28.35		29.20	
BarcBk prA	BCSpA	1.78	7.1	...				25.01	
BiP JpyUsd	JYN	...	...	...q	57.20	50.54		52.02	
BiPAsia8	AYT	1.21e	2.9	...q	45.81	40.56		42.16	
B iPInvVIX	XXV	...	...	...q	45.60	36.44		37.00	
BarcCAPE	CAPE	...	...	...q	162.38	106.27	3	117.32	+4.4
BiPSPMLP	IMLP	1.22e	7.3	...q	19.89	14.17		16.69	+13.2
Barclay	BCS	.15e	1.8	...	12.55	7.07	2047	8.11	+7.6
iPthNtGs	GAZ	...	...	...	67.17	36.95	1	40.37	-12.8
BiP SPVix	XVZ	...	...	...q	23.30	17.32		19.48	-8.4
Bar ef	VXA	...	...	...					
BrVxMdT rs	VXZ	...	...	...q	23.35	16.42	63	21.18	-4.6
B iPVxST rs	VXX	...	...	...q	56.50	25.59	27201	40.65	-13.3
BarcWomLd	WIL	...	...	...q	70.29	59.06		61.48	+3.9
Barings	BBDC	1.20	12.4	...	10.79	7.91	97	9.64	+7.0
Triangle 22	TCCA	1.59	6.4	...	25.39	24.86		24.98	
TriangC 22	TCCB	1.59	6.4	...	25.40	24.96		24.99	
BaringsCp s	MCI	1.20	7.9	...q	15.65	14.70	28	15.18	+3.3
BaringsPt	MPV	1.08	7.0	...q	15.65	13.99	21	15.48	+2.9
BarcDisab	RODI	...	...	...q				70.00	
B&N Ed n	BNED	.60	12.8	5	8.32	3.58	544	4.70	+17.2
BarnesNob	**BKS**	**.60**	**9.4**	**...dd**	**7.81**	**4.10**	**3730**	**6.36**	-10.3
Barnes	B	.64	1.1	43	72.70	49.06	107	56.39	+5.2
Barnwell	**BRN**	**...**	**...**	**...dd**	**2.95**	**1.22**	**5**	**1.40**	+5.2
BasicEn n	BAS	...	...	...	26.75	3.63	194	6.18	+60.9
BauschHl	BHC	...	...	6	28.45	14.44	5421	22.53	+22.0
Baxter s	BAX	.76	1.1	32	78.38	61.05	2660	67.31	+2.3
BaytexE g	BTE	...	...	...dd	4.85	1.38	1273	1.97	+11.9
BeazerHm	BZH	...	...	13	20.94	8.16	416	11.97	+26.3
BectDck	BDX	3.08f	1.3	93	265.87	208.62	839	229.45	+1.8
BectDk pfA	BDXA	...	...	...	67.71	54.67	83	58.85	+2.0
Belden	BDC	.20	.4	9	87.15	37.79	399	49.79	+19.2
Belden pfB	BDCpB	...	...	...	114.13	55.06	2	68.25	+17.0
Belltrx g rs	BXE	...	...	1	1.70	.45	50	.49	+5.1
Belmond	BEL	...	...	...cc	25.38	10.30	2392	24.84	-.8
Bemis	BMS	1.24	2.6	19	53.00	40.86	504	46.80	+2.0
BenchElec	BHE	.60	2.6	49	32.53	20.01	253	22.95	+8.4
Berkley	WRB	1.52e	2.1	14	80.68	67.12	549	72.98	-1.3
Berkley pfB	WRBpB	1.41	5.8	...	25.94	21.42	13	24.37	+7.6
Berkly pfC	WRBpC	...	...	...	26.15	21.56	10	24.45	+7.9
Berkly pfD	WRBpD	1.44	6.0	...	25.92	21.10	15	24.03	+7.2
BerkHa A	BRK/A	...	...	24	335900.00	279410.03	0	295159.88	-3.5
BerkH B	BRK/B	...	...	27	224.07	184.75	3593	196.58	-3.7
BerkHBcp	BHLB	.88	3.2	12	44.25	25.77	255	27.73	+2.8
BerryPlas	BERY	.12p	...	9	61.71	40.50	1388	50.10	+5.4
BestBuy	BBY	1.80	3.2	18	84.37	47.72	3631	56.87	+7.4
Best Inc n	BSTI	...	...	...	13.54	3.77	660	4.39	+6.8
BigLots	BIG	1.20	3.9	8	64.42	26.21	1165	30.55	+5.6
Biglari B	BH	...	...	3	269.58	111.00	3	124.73	+9.8
Biglari A	BH/A	...	...	...	1036.79	571.46		650.00	+10.6
BioAmber	BIOA	...	...	...dd	.48	.16		.16	
BioRadA	BIO	...	...	19	345.15	220.05	217	240.87	+3.7
BioRadB	BIO/B	...	...	61	324.25	220.93		234.00	+1.7
BiohvnPh n	BHVN	...	...	...	44.28	16.50	336	37.76	+2.1
BioPhrmX	BPMX	...	...	...dd	.38	.05	4128	.12	+14.8
BioTime	BTX	...	...	2	3.16	.66	330	1.20	+31.4
BirksGrp	BGI	...	...	...	2.77	.76	8	.98	+3.2
BitautoH	BITA	...	...	10	39.54	15.61	1073	20.22	-18.4
BlkHillsCp	BKH	2.02f	3.2	19	68.23	50.49	267	63.88	+1.8
BlkHCp un	BKHU	...	...	...	69.35	56.40		63.72	
BlKnight n	BKI	...	...	26	56.45	42.30	510	46.60	+3.4
BlkStMin n	BSM	1.48f	9.2	27	19.29	15.23	132	16.14	+4.3
BlackBerry	BB	...	...	...dd	14.55	6.57	2404	7.52	+5.8
BlackRock	BLK	12.52	3.1	16	594.52	360.79	487	399.50	+1.7
Blrk22Gl n	BGIO	...	...	...	9.94	7.66	92	8.50	+2.2
BlkBldAm	BBN	1.58	7.4	...q	23.36	19.59	194	21.34	+1.5
BlkCA18	BJZ	.33	2.3	...q	15.07	14.43		14.46	
BlkCAIT	BFZ	.87	6.9	...q	13.91	11.83	56	12.49	+4.3
BlkCorBd	BHK	.78	6.1	...q	14.16	12.08	124	12.70	+4.1
BlkCpHiY	HYT	.84	8.6	...q	11.12	8.95	500	9.79	+5.5
BlkCrdAllo	BTZ	.97	8.3	...q	13.32	11.06	359	11.66	+4.3
BlkDbtStr rs	DSU	.82	7.9	...q	11.75	9.48	302	10.41	+6.6
BlkEngyRs	BGR	1.32	11.1	...q	15.77	9.87	82	11.90	+13.9
BlkEnhC&I	CII	1.20	8.1	...q	17.36	13.13	122	14.75	+4.8
BlkEEqDv	BDJ	.56	6.8	...q	9.65	7.23	451	8.26	+6.3
BlEnhGvln	EGF	.66	5.1	...q	13.64	12.60	8	12.96	-.2
BlkFltRtInc	FRA	.81	6.4	...q	14.63	11.63	334	12.59	+5.8
BlkFloatR	BGT	.70	5.8	...q	14.13	11.26	105	12.10	+4.8
BlkFL2020	BFO	.37	2.6	...q	14.54	13.46	1	14.17	+.9
BlkGlbOp	BOE	1.16	11.7	...q	13.08	9.09	416	9.93	+6.0
BlkHlthSci	BME	2.40	6.2	...q	44.00	32.00	41	38.76	+6.3
BlkIT	BKT	.37	6.4	...q	6.16	5.55	105	5.77	+2.3
BlkIntlG&I	BGY	.59	11.3	...q	6.85	4.78	232	5.23	+5.0
BlkIQM	BKN	.74a	5.3	...q	14.98	12.72	70	13.85	+4.8
BlkLtdD	BLW	.95	6.8	...q	16.29	13.00	93	14.07	+5.2
BlkLTMu	BTA	.65a	5.8	...q	12.06	10.50	69	11.29	+5.8
BlkMDMB	BZM	.65	4.2	...q	13.78	13.02		12.81	
BlkMATxE	MHE	.70a	5.5	...q	14.54	12.90		12.66	
BlkMultSec	BIT	1.40a	8.8	...q	18.37	14.79	130	15.94	+3.8
BlkMuIntD	MUI	.59a	4.5	...q	14.06	12.30	110	13.09	+3.5
BlkMuNYInt	MNE	.69	5.3	...q	13.82	12.01	8	13.03	+4.8
BlkMunihCA	MUC	.64	5.0	...q	14.36	12.09	118	12.89	+4.5
BlkMunHIQ	MFL	.86	6.6	...q	14.84	11.78	116	12.93	+1.5
BlMunhNYQ	MHN	.61a	4.9	...q	13.50	11.62	48	12.37	+3.3
BlMunhNJQ	MUJ	.71a	5.4	...q	14.58	12.25	85	13.05	+3.7
BlkMunihQ	MUS	.81	6.8	...q	13.72	11.09	44	11.87	+4.9
BlkMunHQ2	MUE	.82	6.8	...q	13.94	11.28	48	11.96	+4.3
BlMunyCAQ	MCA	.88	6.7	...q	14.77	12.33	53	13.06	+3.3
BlkMunyInv	MYF	.97	7.4	...q	14.89	12.59	44	13.14	+3.9
BlkMunyIQ	MFT	.85	6.6	...q	14.29	11.83	26	12.85	+4.9
BlkMYMIQ	MIY	.83	6.5	...q	13.95	12.15	44	12.79	+3.0
BlMunyNYQ	MYN	.57a	4.8	...q	12.96	11.09	148	11.80	+2.4
BlkMunyPaQ	MPA	.86	6.6	...q	14.69	12.30	8	12.96	+3.3
BlMunyQlty	MQY	.96	7.1	...q	15.28	12.70	48	13.56	+4.5
BlkMuniyQ3	MYI	.70	5.7	...q	13.83	11.54	315	12.25	+1.7
BlkMuniast	MUA	.65a	4.7	...q	14.93	12.50	44	13.87	+7.8
Blk2018	BPK	.06	.4	...q	15.18	14.58		14.61	
BlkMu2020	BKK	.47a	3.2	...q	15.40	14.68	23	14.90	+.9
BlkMuBdT	BBK	.76a	5.4	...q	15.20	13.06	40	14.12	+5.6
BlkMuIIQ	BAF	.82	6.2	...q	14.97	12.44	32	13.32	+1.7
BlkMunIIT	BBF	.87	6.9	...q	14.17	11.80	27	12.65	+5.2
BlkMuIQT	BYM	.86	6.6	...q	14.24	12.16	43	13.08	+4.8
BlkMuIT	BFK	.78	6.0	...q	14.29	11.95	147	12.94	+6.2
BlkMuIT2	BLE	.95a	7.0	...q	14.50	13.31		13.75	
BlkMuTTT	BTT	.86a	4.0	...q	22.51	19.91	120	21.51	+4.9
BlkMunienh	MEN	.73a	7.0	...q	11.61	9.63	142	10.31	+4.1
BlkMunihld	MHD	.89a	5.9	...q	16.69	13.89	5	15.15	+2.9
BlkMunihd2	MUH	.81a	6.0	...q	14.82	12.52	36	13.60	+4.9
BlkMunvst	MVF	.64a	7.5	...q	9.80	8.58		8.54	
BlkMuniv2	MVT	.88a	6.3	...q	15.90	12.75	56	14.03	+7.4
BlkMunyAZ	MZA	.83	5.6	...q	17.40	14.66		14.88	
BlMunyldCA	MYC	.74a	5.7	...q	14.98	12.20	29	13.59	+5.3
BlkMuniyld	MYD	.80a	5.9	...q	14.77	12.29	136	13.47	+7.6
BlkMunyNJ	MYJ	.90	6.6	...q	15.83	12.54	50	13.56	+4.7
BlMunQlt2	MQT	.80	6.7	...q	13.12	11.13	19	11.92	+4.3
BlkNJMB	BLJ	.83a	6.1	...q	14.85	13.37		13.61	
BlkNJIT	BNJ	.76	5.5	...q	15.04	13.68		13.76	
BlkNY18	BLH	.03	.2	...q	15.30	14.54		14.55	
BlkNYMB	BQH	.74	5.6	...q	14.87	12.31	21	13.15	+2.8
BlkNYIQT	BSE	.69	5.5	...q	13.39	11.84	13	12.52	+3.6
BlkNYIT	BNY	.83	6.6	...q	14.23	11.70	25	12.61	+3.0
BlkNYMu2	BFY	.84	6.7	...q	15.01	12.73		12.63	
BlkRsCmdy	BCX	.79	10.2	...q	10.50	6.65	227	7.68	+8.8
BlkSciTch	BST	1.20	4.1	...q	36.20	23.92	133	29.56	+7.6
BlkStMT	BSD	.78a	6.3	...q	13.86	11.58	23	12.44	+4.5
BlkU&Inf	BUI	1.45	7.1	...q	21.74	17.40	16	20.40	+3.2
BlkVAMB	BHV	.83	5.4	...q	16.92	15.53		15.53	
BlkstFltRt	BSL	1.08	6.7	...q	18.51	15.10	48	16.05	+4.7
BlkstGSOSt	BGB	1.26	8.9	...q	16.21	13.03	121	14.13	+4.9
Blackstone	BX	2.19e	6.9	12	40.60	26.88	2471	31.73	+6.4
BlkstnMtg	BXMT	2.48	7.6	12	35.70	29.51	522	32.78	+2.9
BlkLSCrInc	BGX	1.18	8.0	...q	17.05	13.40	47	14.77	+7.5
BlockHR	HRB	1.00	3.9	10	29.81	22.45	3392	25.60	+.9
BlonderT	BDR	...	...	...dd	2.20	.50	14	1.15	+3.9
BlueAprn n	APRN	...	...	...dd	4.20	.65	3234	1.05	+2.9
BlueCapRe	BCRH	1.20	18.3	...dd	13.28	5.30	3	6.54	+18.9
BluegVac n	BXG	.60	4.4	...	26.22	10.68	159	13.75	+6.3
BlueLinx rs	BXC	...	...	8	46.42	10.10	65	25.72	+4.1
▲BluerkRsd	BRG	1.16	11.3	...dd	10.36	7.02	185	10.30	+14.2
BluerkRs pf	BRGpA	2.06	8.1	...	26.51	24.53	8	25.39	+.4
BluerkR pfD	BRGpD	1.78	7.9	...	25.20	19.52	3	22.43	+9.4
BluerkR pfC	BRGpC	1.91	7.7	...	26.02	22.48	1	24.95	+3.9
Boeing	BA	8.22f	2.3	33	394.28	292.47	5350	352.61	+9.3
BoiseCasc	BCC	.28	1.1	9	49.30	22.00	415	25.46	+6.8
BonanzaCE	BCEI	...	...	9	40.38	18.41	142	24.04	+16.3
BootBarn	BOOT	...	...	9	31.62	15.01	921	19.44	+14.2
BoozAllnH	BAH	.76	1.7	19	52.88	35.21	1516	45.74	+1.5
BorgWarn	BWA	.68	1.7	11	58.22	32.46	2297	39.29	+13.1
BostBeer	SAM	...	...	29	329.95	160.40	114	238.03	-1.2
BostProp	BXP	3.80	3.2	35	132.82	107.84	655	119.22	+5.9
BosProp pfB	BXPpB	1.31	5.5	...	25.77	21.82	28	23.66	+3.5
BostonSci	BSX	...	...	28	39.44	25.04	5073	35.95	+1.7
BldrG&IFd	BIF	.11a	1.1	...q	11.84	9.45	165	10.40	-.3
BowlA	BWL/A	.68	4.4	43	16.95	13.61	0	15.60	-3.7
Box Inc n	BOX	...	...	...dd	29.79	15.64	1353	19.16	+13.5
BoydGm	BYD	.24	...	17	40.44	18.98	1973	26.08	+25.5
BradyCp	BRC	.85	1.9	25	47.35	35.00	442	45.75	+5.3
BraemHot	BHR	.64	6.7	8	12.10	8.32	80	9.56	+7.1
BraeHtR pf	BHRpD	...	...	...	24.00	18.43	10	23.17	+6.3
AshHPr pfB	AHPpB	...	...	...	20.27	18.20		19.28	
Brandyw	BDN	.72	5.2	17	18.10	12.32	1928	13.87	+7.8
BrasilAgro	LND	...	...	...	4.52	3.30	14	4.34	+7.9
Braskem	BAK	.78e	3.0	...	32.67	21.32	143	25.65	+4.9
BridgptEd	BPI	...	...	12	13.63	5.31	71	7.68	+9.6
BrigStrat	BGG	.56	3.9	9	27.34	12.42	286	14.19	+8.5
BrightHrz	BFAM	...	...	50	123.93	91.29	186	111.46	
BrghtSch n	BEDU	...	...	78	23.99	8.83	383	11.16	+21.2
BrghtSph	BSIG	...	...	22	16.31	10.04	483	11.40	+6.7
Brinker	EAT	1.52	3.1	15	54.14	32.03	1096	49.37	+12.3
Brinks	BCO	.60	.9	...dd	88.10	59.08	226	69.30	+7.2
BrMySq	BMY	1.64f	3.4	47	70.05	44.30	24947	47.72	-8.2
BristowGp	BRS	.28	8.6	...dd	18.91	1.94	601	3.27	+34.6
BritATob s	BTI	2.24e	7.0	...	71.45	30.67	4351	32.17	+1.0
BrixmorP	BRX	1.12f	7.2	13	18.71	13.74	2870	15.66	+6.6
BroadrdgF	BR	1.94f	2.0	29	138.24	87.51	562	99.12	+3.0
Brookdale	BKD	...	...	...dd	10.39	6.08	1173	7.70	+14.9
BrkfdAs g s	BAM	.60	1.5	14	45.04	36.58	1457	40.69	+6.1
BrookBus n	BBU	.25	.7	14	46.55	29.82	23	35.60	+17.1
BrkfDtla pf	DTLAp	1.91	9.0	...	28.64	19.04	25	21.20	+2.6
BrkGblInf	INF	1.40	12.4	...q	13.63	9.48	65	11.27	+11.3
BrkfInfra s	BIP	1.88	5.0	28	44.17	32.26	340	37.33	+8.1
BrkRlAs n	RA	.20p	...	...	23.97	17.95	154	20.26	+6.2
BrkfReEn	BEP	1.96	6.9	...	34.57	24.51	146	28.49	+10.0
HeliosTR rt	HTRr	...	...	...				.64	
BrwnBrn s	BRO	.32f	1.1	25	31.55	24.34	725	27.99	+1.6
BrownFA s	BF/A	.66f	1.4	30	57.70	44.42	36	47.13	-.6
BrownFB s	BF/B	.66f	1.4	29	59.58	44.57	944	46.89	-1.5
Brunswick	BC	.84	1.7	13	69.82	41.92	448	49.04	+5.6
Buckeye	BPL	5.05	15.8	...dd	57.19	25.71	1008	31.92	+10.1
▼Buckle	BKE	1.00e	5.5	9	29.65	17.51	1221	18.27	-5.5
Buenavent	BVN	...	...	...dd	16.83	11.67	1260	15.89	-2.0
BldBear	BBW	...	...	14	10.45	3.75	51	4.41	+11.6
BungeLt	BG	2.00	3.5	25	83.20	51.13	1230	56.67	+6.0
BurlStrs	BURL	...	...	35	180.27	109.62	818	164.30	+1.0

Name	Ticker Symbol	Div	Yield	PE	52-week High	52-week Low	Vol 1000s	Last	YTD %Chg
BylineBc n	BY	...	...	...	24.80	15.39	67	17.25	+3.5
- C -									
C&J Eng n	CJ	...	...	...	36.57	12.35	481	15.69	+16.2
CTrkMH23	MLPC	.89e	6.5	...q	16.87	11.76		13.62	+13.0
CtrMillr n	MLPE	...	...	...	25.56	18.02		19.08	+3.2
CAE Inc g	CAE	.29	...	15	21.70	16.84	119	19.89	+8.4
CAI Intl	CAI	...	...	5	31.71	19.35	53	24.29	+4.6
CBIZ Inc	CBZ	...	...	23	24.38	15.55	170	20.20	+2.5
CBL Asc	CBL	.30m	13.6	...dd	6.26	1.79	2250	2.21	+15.1
CBL pfD	CBLpD	1.84	13.3	...	21.66	10.04	76	13.85	+30.9
CBL pfE	CBLpE	1.66	13.6	...	20.75	9.04	86	12.24	+28.0
CBOE Glb	CBOE	1.24	1.4	37	136.57	87.87	744	91.55	-6.4
CBRE GRE	IGR	.60	8.9	...q	7.97	5.97	388	6.71	+8.9
CBRE Grp	CBRE	.20	.5	16	50.43	37.45	842	42.09	+5.1
CBS A	CBS/A	.72f	1.5	14	61.25	41.48	1	47.56	+8.5
CBS B	CBS	.72	1.5	11	61.59	41.38	3101	47.85	+9.4
CCA Inds	CAW	...	...	...dd	3.25	1.93	1	2.33	+5.9
CF Inds s	CF	1.20	2.7	...dd	56.51	35.70	1720	45.05	+3.5
CGI g	GIB	...	...	...	66.53	52.69	266	65.21	+6.6
CIT Grp	CIT	1.00	2.4	16	56.14	35.50	735	41.76	+9.1
CKE Inc	CK	...	...	...					
CKX Lands	CKX	.12m	1.1	44	11.42	9.70	0	10.50	+1.8
CMS Eng	CMS	1.43	2.9	30	53.82	40.48	2442	49.82	+.3
CNA Fn	CNA	1.40f	3.1	13	55.39	41.49	259	44.86	+1.6
CNH Indl	CNHI	.14e	1.4	...cc	15.65	8.41	689	9.81	+6.5
CNO Fincl	CNO	.40	2.4	11	26.47	13.64	986	16.50	+10.9
CNOOC	CEO	4.92e	3.0	...	202.38	135.86	129	163.94	+7.5
CNX Midst	CNXM	1.32e	7.4	11	21.05	15.25	161	17.84	+9.6
CNX Resc	CNX	.04	.3	...dd	18.37	10.78	2739	12.53	+9.7
ConslCoal n	CCR	2.05f	11.7	...	21.13	13.40	50	17.47	+6.5
CONSOL n	CEIX	...	...	8	48.12	26.62	384	32.63	+2.9
CPFL Eng	CPL	.12e	.8	...	15.56	10.36	23	15.45	+4.4
CPI Aero	CVU	...	...	10	11.75	5.83	13	6.62	+3.9
CRH Med	CRHM	...	...	...cc	4.50	2.40	277	3.10	+1.6
CRH	CRH	.72e	2.5	...	39.32	24.62	609	28.31	+7.4
CsopChiA50	AFTY	1.17e	8.6	...q	20.51	12.97	7	13.68	+4.3
Csop ChInt	CNHX	...	...	...q	31.99	23.00		24.08	
CSS Inds	CSS	.80	7.2	...dd	28.70	8.76	21	11.09	+23.6
CTS	CTS	.16	.6	23	39.20	24.07	63	27.52	+6.3
CURO Gp n	CURO	...	...	...dd	32.20	8.74	161	11.41	+20.2
CVR Engy	CVI	3.00f	8.1	...cc	47.67	28.14	329	37.01	+7.3
CVR Ptrs	UAN	.71e	18.3	...dd	4.35	2.71	165	3.88	+14.1
CVR Rfng	CVRR	2.95e	...	6	26.00	8.30	215	11.28	+8.1
CVS Health	CVS	2.00	3.1	11	83.88	60.14	15473	65.55	
CWA Inco n	CWAI	...	...	...	25.84	23.92		24.44	+1.1
CYSInv pfA	CYSpA	1.94	7.7	...	25.52	24.01		25.04	
CYSInv pfB	CYSpB	1.88	7.6	...	25.00	23.40		24.70	
CabGS flt34	GYB	.83	4.1	...	23.07	19.13	3	20.29	+2.5
CabcoJCP97	PFH	1.91	23.1	...	15.75	6.59	8	8.27	+16.3
CabAT&T34	GYC	.83	4.0	...	25.05	19.22	0	20.54	+3.4
CableOne n	CABO	8.00f	.9	37	924.31	597.40	12	845.71	+3.1
Cabot	CBT	1.32	2.9	11	68.63	39.57	273	45.92	+6.9
CabotO&G	COG	.28f	1.2	32	29.24	20.95	5035	24.12	+7.9
CACI	CACI	...	...	11	200.85	135.75	129	148.55	+3.1
Cactus n	WHD	...	...	...	40.97	19.18	192	30.62	+11.7
CadencB n	CADE	.64f	3.7	11	31.44	16.13	1283	17.37	+3.5
CaledoMn n	CMCL	.28	4.5	...	9.94	5.01	7	6.18	+17.6
Caleres	CAL	.28	.9	14	41.09	26.63	313	29.89	+7.4
CalifRes rs	CRC	...	...	...dd	50.34	13.26	1457	21.29	+24.9
CalifWtr	CWT	.75	1.6	33	49.07	35.25	189	45.97	-3.5
Calix	CALX	...	...	...dd	10.75	5.55	339	9.25	-5.1
CallGolf	ELY	.04	.2	35	24.67	13.49	737	16.30	+6.5
CallonPet	CPE	...	...	17	14.65	5.57	6240	8.58	+32.2
Callon pfA	CPEpA	5.00	9.6	...	53.15	45.43	10	51.84	+2.9
Calpine	CPN	...	...	...dd	15.25	15.03		15.25	
CambrE rs	CEI	...	...	...	3.88	1.88		2.45	
Cambrex	CBM	...	...	18	69.43	35.98	342	46.94	+24.3
CambriaYld	SYLD	.49e	1.4	...q	41.00	30.43	10	34.12	+5.1
CambFgnY	FYLD	.75e	3.3	...q	27.94	20.78	5	22.55	+4.8
CambGblV	GVAL	.54e	2.4	...q	28.50	20.53	18	22.39	+6.6
CamGblMo	GMOM	.56e	2.3	...q	29.42	23.90	17	24.58	+1.1
CambGlAss	GAA	.55e	2.2	...	28.60	24.32	9	25.45	+2.6
CambrEmS	EYLD	...	...	...	38.25	27.24	1	28.50	+2.4
CambSovHi	SOVB	1.72e	4.5	...				28.65	
CambEq n	CCOR	...	...	...	27.24	24.00	21	26.23	-1.3
CambTail n	TAIL	...	...	...	26.61	19.70	13	21.69	-5.2
CamValMom	VAMO	...	...	...q	28.07	21.27	5	22.37	+2.2
CamdenPT	CPT	3.08	3.5	23	95.67	78.19	319	88.49	+.5
Cameco g	CCJ	.32	...	...	12.78	8.34	1655	12.28	+8.2
CampSp	CPB	1.40	4.1	13	48.10	32.04	3033	34.48	+4.5
CampWrl n	**CWH**	**.54**	**4.0**	**...**	**47.09**	**11.01**	**1823**	**13.39**	+16.7
Can-Fite	CANF	...	...	...	2.75	1.00	202	1.19	-5.6
CdaGoose n	GOOS	...	...	...	72.27	28.41	2904	47.93	+9.6
CIBC g	CM	4.49e	...	7	99.90	72.96	285	79.88	+7.2
CdnNR gs	CNI	1.82f	...	...	91.90	70.36	1010	80.30	+8.4
CdnNRs gs	CNQ	1.34	...	...	38.20	21.85	7597	26.91	+11.5
CP Rwy g	CP	2.60	...	...	224.19	166.36	739	190.08	+7.0
CannaeHl n	CNNE	...	...	...dd	21.90	15.87	243	18.13	+5.9
Canon	CAJ	...	...	...	40.67	26.37	270	28.17	+2.1
CanopyGr n	**CGC**	**...**	**...**	**...**	**59.25**	**25.26**	**27649**	**37.55**	+39.7
CantelMed	CMD	.20e	.3	37	130.92	69.36	126	78.64	+5.6
CapOne	COF	1.60	2.0	11	106.50	69.90	3444	79.95	+5.8
CapOne pfC	COFpC	1.56	6.2	...	26.32	23.87	37	25.35	+1.2
CapOne pfD	COFpD	1.68	6.5	...	26.98	24.97	67	25.67	+1.3
CapOne pfF	COFpF	1.55	6.1	...	27.00	23.95	42	25.60	+1.3
CapOne pfB	COFpP	1.50	6.0	...	25.80	23.41	62	25.05	+1.9
CpOne pf H	COFpH	...	...	...	27.05	23.68	33	25.35	+1.8
CapOne pfG	COFpG	...	...	...	25.20	20.41	119	22.85	+5.7
CapSenL	CSU	...	...	...dd	13.41	6.23	109	7.63	+12.2
CapInv n	CIC	...	...	...	10.06	9.65	7	9.99	-.1
CapInv wt	CIC/WS	...	...	...	1.14	1.08		1.10	
CapsteadM	CMO	.49	6.9	11	9.37	6.58	577	7.11	+6.6
Capstd pfE	CMOpE	1.88	7.8	...	25.85	22.72	13	24.22	+1.2
CarboCer	CRR	...	...	...dd	12.69	2.84	213	4.88	+40.2
CardnlHlth	CAH	1.90	4.0	...dd	75.75	42.17	2748	47.59	+6.7
Care.com	CRCM	...	...	...cc	22.95	15.14	308	21.43	+11.0
Carlisle	CSL	1.60f	1.5	17	129.47	92.16	280	105.61	+5.1
CarMax	KMX	...	...	15	81.67	55.24	1205	64.61	+3.0
Carnival	CCL	2.00	3.8	12	72.70	45.64	3918	52.29	+6.1
CarnUK	CUK	1.80f	3.5	...	72.29	45.17	481	51.97	+6.6
CarpTech	CRS	.80	1.9	32	61.49	32.77	442	41.86	+17.6
CarrSrv	CSV	.30	1.8	11	28.96	14.50	80	16.64	+7.4
Cars.cm	CARS	...	...	...	32.94	20.14	302	23.02	+7.1
Carters	CRI	1.80	2.2	13	129.00	75.66	497	81.82	+.2
Carvana A n	CVNA	...	...	...	72.59	16.02	1792	34.15	+4.4
CastleBr	ROX	...	...	...dd	1.42	.74	117	.83	-2.4
CastlightH	CSLT	...	...	...dd	5.95	1.86	458	2.35	+8.3
Catalent	CTLT	...	...	77	47.87	29.23	749	33.88	+8.7
CatchMTim	CTT	.54	6.7	...dd	13.73	6.71	244	8.03	+13.1
Caterpillar	CAT	3.44	2.6	12	173.19	112.06	3417	132.96	+4.6
CatoCp	**CATO**	**1.32**	**9.5**	**13**	**26.88**	**10.76**	**340**	**13.86**	-2.9
CedarF	FUN	3.70f	6.9	15	70.82	45.73	170	53.53	+13.2
CedarRlty	CDR	.20	6.2	8	6.01	2.73	646	3.22	+2.5
CedarR pfB	CDRpB	1.81	7.8	...	25.45	21.68	0	23.30	+1.1
CedrRT pfC	CDRpC	1.63	9.1	...	24.90	16.67	7	17.93	-5.5
Cel-Sci rs	CVM	...	...	...	4.44	.82	197	2.74	-4.5
Celanese	CE	2.16	2.3	10	119.29	82.91	996	94.43	+5.0
Celestic g	CLS	...	...	7	12.59	8.50	645	9.07	+3.4
Cellcom	CEL	...	...	6	10.62	5.43	5	5.56	-5.4
Cementos	CPAC	.50e	5.1	...	14.11	8.96	7	9.74	+2.5
Cemex	CX	.29t	...	...	8.51	4.47	12064	5.27	+9.3
Cemig pf	CIG	.08e	2.2	...	3.80	1.56	8281	3.72	+4.5
Cemig	CIG/C	.08e	2.0	...	4.99	1.55	0	4.10	+4.4
CenovusE	CVE	.20	...	6	11.47	6.15	1756	8.20	+16.6
Centene s	CNC	...	...	17	148.98	97.61	2082	118.42	+2.7
CC MLPInf	CEN	1.25	15.4	...q	11.48	6.22	230	8.14	+18.8
CenterPnt	CNP	1.11	3.8	21	29.63	24.81	3436	29.51	+4.5
CentrPt pfB	CNPpB	...	...	...					
▲CentElBr B	EBR/B	...	...	...	9.20	3.43	6	9.25	+28.8
▲CentElecBr	EBR	...	...	...	8.34	3.14	854	8.38	+32.0
CnEurRusT	CEE	.56e	2.4	...q	28.32	21.46	3	23.68	+7.7
CFCda g	CEF	.01	.1	...q	13.75	13.36		13.50	
CenPacFn	CPF	.84	3.3	16	31.61	23.23	86	25.83	+6.1
CentSecur	CET	1.78e	.8	...q	30.12	23.54	20	25.49	+2.7
CentrusEn	**LEU**	**...**	**...**	**...dd**	**4.24**	**1.35**	**24**	**2.21**	+30.8
CentCmtys	CCS	...	...	8	36.00	16.35	626	21.79	+26.2
CntryLink	CTL	2.16	13.5	6	24.20	13.97	13372	16.00	+5.6
CerdHCM n	CDAY	...	...	...dd	44.98	29.68	345	36.18	+4.9
Cervecer	CCU	.35e	1.3	...	29.97	24.30	87	26.27	+4.5
ChannAdv	ECOM	...	...	...dd	15.63	8.45	36	11.33	-.2
ChaparrE n	CHAP	...	...	...dd	19.35	4.48	209	8.19	+66.5
CharahSol n	CHRA	...	...	...dd	12.00	5.27	134	8.00	-4.2
ChRvLab	CRL	...	...	23	139.72	96.70	438	119.59	+5.7
ChaseCorp	CCF	.80f	.8	28	131.70	90.00	13	98.18	-1.9
ChathLTr	CLDT	1.32	6.8	29	23.51	17.29	270	19.49	+10.2
CheetahM	CMCM	...	...	...	18.18	5.37	484	6.20	+1.5
▲Chegg	CHGG	...	...	...dd	32.82	15.47	1837	32.52	+14.4
Chemed	CHE	1.12	.4	23	335.99	243.95	117	278.92	-1.5
Chemours n	CC	1.00	3.0	9	54.62	25.17	1216	33.59	+19.0
CheniereEn	LNG	.56p	...	...dd	71.03	50.08	1526	65.71	+11.0
ChenEnLP	CQP	2.32f	6.0	...dd	40.56	27.79	197	38.35	+6.2
CherHMtg	CHMI	1.96	10.6	4	19.35	16.01	159	18.45	+5.2
ChrHMt pfA	CHMIpA	2.05	8.2	...	26.03	23.51	2	25.01	+1.4
ChesEng	CHK	...	...	4	5.60	1.71	49179	2.73	+30.0
ChesEn pfD	CHKpD	4.50	8.8	...	58.43	40.79	6	50.94	+20.7
ChesGranW	CHKR	.24e	17.5	1	1.90	1.00	83	1.38	+24.3
ChespkLdg	CHSP	1.60	6.0	18	33.81	23.68	482	26.74	+9.8
ChespkUtil	CPK	1.48	1.8	24	93.40	66.35	44	83.81	+3.1
Chevron	CVX	4.48	3.9	23	133.88	100.22	6019	113.45	+4.3
ChiRivet	CVR	.84	2.7	...	34.90	28.70	0	31.62	+.4
Chicos	**CHS**	**.34**	**5.7**	**9**	**10.90**	**4.42**	**5579**	**5.93**	+5.5
Chimera rs	CIM	2.00	11.0	8	19.32	15.77	1057	18.23	+2.3
Chimer pfA	CIMpA	2.00	7.9	...	26.33	23.55	20	25.20	+1.0
Chimer pfB	CIMpB	2.00	7.8	...	26.41	24.88	25	25.55	
ChiCBlood	CO	...	...	38	11.95	8.65		11.79	
ChinaDEd	DL	.45e	...	8	10.71	6.34	12	6.85	+2.2
ChinaEAir	CEA	...	...	...	45.33	25.68	13	28.34	+3.5
ChinaFd	CHN	.55e	3.1	...q	24.76	16.45	97	17.70	+4.8
ChinaGreen	CGA	.10e	18.0	1	1.65	.45	43	.56	+11.4
ChinaLife s	LFC	.14e	1.3	...	17.32	9.85	652	11.11	+5.9
ChinaMble	CHL	3.50e	6.9	...	53.23	43.25	1077	50.90	+6.0
ChiNBorun	BORN	...	...	1	1.57	.63	13	.75	+17.1
ChOnlEd n	COE	...	...	...	14.39	5.01	1	7.17	-.7
ChinaPet	SNP	3.73e	4.8	...	105.61	69.02	222	77.54	+9.8
ChinaPhH	**CPHI**	**...**	**...**	**...dd**	**.84**	**.19**	**211**	**.27**	+4.3
ChinRap n	XRF	...	...	...dd	6.30	.00	29	1.13	+10.8
ChinaSoAir	ZNH	.64e	2.0	...	70.52	25.45	24	32.56	+7.2
ChinaTel	CHA	1.21e	2.4	...	54.10	41.28	29	51.34	+1.2
ChinaUni	CHU	...	...	...	15.19	10.33	495	10.97	+2.9
ChiXFsh rs	XNY	...	...	...dd	7.10	6.04		6.55	
ChinaYuch	CYD	.73e	5.2	4	27.98	12.00	69	13.99	+12.5
ChinZenix	ZX	...	...	...dd	1.66	.86		1.38	
Chipotle	CMG	...	...	...cc	530.68	247.52	832	509.62	+18.0
ChoiceHtls	CHH	.86	1.2	37	85.35	66.71	257	74.26	+3.7
ChrisBnk	CBK	...	...	...dd	1.37	.31	252	.50	+7.5
ChubbLtd	CB	2.90e	2.2	16	157.50	119.54	1307	129.53	+.3
ChungTel	CHT	1.29e	3.7	...	39.33	34.02	136	34.88	-2.5
ChurchDwt s	CHD	.87f	1.3	...	69.49	44.87	1716	67.03	+1.9
ChrchCap n	CCC	...	...	...	9.63	9.50	1	9.60	+.5
ChrchC wt	CCC/WS	...	...	...					
ChrchC un	CCC/U	...	...	...	10.15	9.98	4	10.04	-.7
CienaCorp	CIEN	...	...	...dd	37.18	20.71	2722	36.90	+8.8
Cigna	CI	.04	...	18	227.13	163.02	2644	191.78	+6.7
Cimarex	XEC	.72	1.0	10	130.16	55.62	2011	70.46	+14.3
CincB pfB	CBBpB	3.38	10.1	...	50.90	24.63	15	33.50	+18.2
CinciBell rs	CBB	...	...	38	18.90	6.60	386	8.73	+12.2
Cinemark	CNK	1.28	3.3	16	44.00	33.36	1105	39.33	+9.9
CinerRes	CINR	2.27	9.5	10	29.36	19.66	11	23.76	+10.8
Circor	CIR	.15	.6	16	54.89	19.73	142	26.81	+25.9
Cision	CISN	...	...	38	18.28	10.86	368	12.54	+7.2
CapAcIII wt	CISNW	...	...	...				1.88	
CitGBP Dl n	UGBP	...	...	...	32.62	16.36	4	18.74	-.6
CitCHF Dl n	UCHF	...	...	...	32.08	20.81		23.14	+3.4

Name	Ticker Symbol	Div	Yield	PE	52-week High	52-week Low	Vol 1000s	Last	YTD %Chg
Citi GBP n	DGBP	...	...	...	32.02	18.65	0	29.63	-3.0
CitEUR Dl n	UEUR	...	...	...	31.62	18.64	7	19.98	+.9
Citi EUR n	DEUR	...	...	...	31.07	18.78	0	28.75	-1.1
Citi AUD n	DAUD	...	...	...	32.00	18.62	0	28.68	-7.7
CitAUD Dl n	UAUD	...	...	...	32.65	17.86	0	19.21	+6.4
Citi JPY n	DJPY	...	...	...	26.51	18.17	1	22.06	-4.2
CitJPY Dl n	UJPY	...	...	...	39.22	22.12	0	27.01	+5.8
Citi CHF n	DCHF	...	...	...	28.19	19.08		28.19	
CitiStratDv	DIVC	...	...	...q	37.34	29.83		32.38	+5.8
Citigp pfN	CpN	1.97	7.4	...	27.78	25.90	68	26.48	+.2
CgpVelLCrd	UWT	...	...	...	50.75	7.93	12054	13.25	+48.9
CgpVelICrd	DWT	...	...	...	19.46	4.53	7299	10.26	-35.6
Citigroup	C	1.80f	3.2	10	80.70	48.42	16786	56.44	+8.4
Citigrp pfC	CpC	1.45	5.8	...	25.73	24.70		24.92	
Citigp pfJ	CpJ	1.78	6.7	...	29.06	25.35	156	26.48	+1.1
Citigp pfK	CpK	1.72	6.5	...	28.69	25.34	183	26.35	+.5
Citigrp pfP	CpP	2.03	7.9	...				25.68	
Citigrp pfS	CpS	1.58	6.1	...	26.75	25.08	43	25.78	+1.1
Citigrp pfL	CpL	1.72	6.8	...	26.65	25.15	48	25.38	-.2
CitizFincl	CFG	1.08	3.3	8	48.23	27.62	6297	32.24	+8.4
CitizInc	CIA	...	...	...cc	8.80	6.67	48	7.64	+1.6
CityOffce g	CIO	.94	...	9	13.20	9.73	285	11.44	+11.6
CityOff pfA	CIOpA	1.66	7.2	...	25.87	21.02	3	22.97	+1.9
Civeo	CVEO	...	...	...dd	4.64	1.12	817	2.06	+44.1
CivitasSolu	CIVI	...	...	19	18.35	11.15	439	17.57	+.3
ClaudeR g	CGR	...	...	...				.18	
ClayGSCn	GCE	1.43e	10.9	...q	17.09	12.42		13.13	+.9
CleanHarb	CLH	...	...	...cc	72.50	44.75	756	54.99	+11.4
ClearChan	CCO	...	...	...dd	6.38	4.23	82	5.57	+7.3
ClrBrEnTR	CTR	1.35e	14.3	...q	13.18	7.16	152	9.46	+21.3
ClrLgCap n	LRGE	...	...	...	34.24	27.06	2	30.30	+5.8
ClrbrgMLP	CBA	.80m	11.9	...q	9.58	6.53		6.75	
ClearEnFd	CEM	1.76f	14.5	...q	17.36	9.60	243	12.10	+16.2
ClrbEOpFd	EMO	1.47e	15.6	...q	13.36	7.33	176	9.40	+20.4
ClearwPpr	CLW	...	...	17	50.60	21.55	340	30.75	+26.2
ClearwEn A	CWEN/A	1.32f	8.3	33	20.68	15.30	484	16.00	-5.4
ClearwEn C	CWEN	1.32f	8.0	23	20.75	15.55	1654	16.44	-4.7
ClevCliffs	CLF	.20	2.3	3	13.10	6.30	5235	8.76	+13.9
ClipRlty n	CLPR	.38	...	...dd	14.38	7.62	27	13.22	+1.1
Clorox	CLX	3.84	2.5	25	167.70	113.57	1457	153.11	-.7
CloudPeak	**CLD**	**...**	**...**	**...dd**	**5.70**	**.26**	**4899**	**.34**	-6.0
Cloudera n	CLDR	...	...	...dd	22.43	10.07	5062	11.92	+7.8
CloughGA	GLV	1.44	13.6	...q	13.77	9.41	9	10.59	+5.8
CloughGEq	GLQ	1.38	11.6	...q	15.84	9.81	34	11.92	+10.0
ClghGlbOp	GLO	1.20	13.5	...q	11.53	7.63	189	8.88	+7.9
CCFemsa	KOF	1.75e	2.7	...	79.42	54.53	62	65.95	+8.4
CocaCola	KO	1.56	3.3	89	50.84	41.45	15738	47.07	-.6
CocaCEur n	CCEP	1.12f	2.4	...	49.43	36.17	992	46.80	+2.1
Coeur	CDE	...	...	45	8.94	3.80	2474	4.94	+10.5
Cohen n	COHN	.80	9.1	...dd	12.00	7.40	6	8.77	+4.0
CohSClosed	FOF	1.04	8.8	...q	13.52	10.09	58	11.88	+7.1
CohStGlbl	INB	1.12	13.8	...q	10.44	7.16	93	8.12	+9.0
Cohen&Str	CNS	1.32	3.9	15	47.78	32.95	186	34.19	-.4
CohStInfra	UTF	1.60	7.2	...q	24.61	18.63	199	22.07	+11.7
C&SLtDP&I	LDP	1.87	8.4	...q	26.65	19.29	144	22.23	+1.9
C&SIncEgy	MIE	1.32	14.5	...q	11.40	6.90	99	9.08	+21.1
CohStQIR	RQI	.96	8.7	...q	12.64	9.84	385	11.06	+6.8
CohStRE	RNP	1.48	8.0	...q	21.15	16.42	116	18.49	+3.9
CohStSelPf	PSF	2.06	8.1	...q	29.03	21.74	18	25.55	+7.5
CohenStTR	RFI	.96	8.2	...q	13.10	10.45	144	11.65	+8.4
Colfax	CFX	...	...	16	42.08	18.95	5134	21.89	+4.7
ColgPalm	CL	1.68	2.7	26	77.91	57.41	3979	61.82	+3.9
CollierC un	CCH/U	...	...	...					
ColonCap	CLNY	...	...	...	11.11	4.55	2320	5.52	+17.9
ColCap pfB	CLNYpB	2.06	8.5	...	25.95	20.61	7	24.27	+4.9
ColCap pfE	CLNSpE	2.19	8.9	...	26.96	22.06	34	24.62	+6.4
ColCap pfG	CLNYpG	1.88	8.7	...	25.40	17.95	3	21.50	+7.5
ColCap pfJ	CLNYpJ	...	...	...	24.84	16.75	13	19.94	+8.1
ColCap pfI	CLNYpI	1.79	9.0	...	25.45	16.96	12	19.96	+8.2
ColCap pfH	CLNYpH	1.78	8.9	...	25.18	16.86	5	19.90	+7.8
ColNthSC n	CLNC	...	...	39	21.20	18.16		18.87	
Col BdSt n	GMTB	...	...	...					
Col Sust n	ESGW	...	...	...	32.13	22.66		24.33	+4.2
Col SusInt n	ESGN	...	...	...	32.31	22.70	2	24.69	+5.5
Col SusUS n	ESGS	...	...	...	31.48	22.85		25.10	+3.9
ColumTr ef n	DIAL	...	...	...	20.09	19.80		19.80	
Col Munil n	MUST	...	...	...	20.57	19.68		20.53	+.5
Col Bey	BBRC	.50e	3.0	...q	20.47	15.35	1	16.51	+5.1
ColEmxChi	XCEM	...	...	...q	30.22	23.08	3	24.99	+5.1
ColQualDv	HILO	.32e	2.3	...q	17.10	13.00	0	13.71	+3.3
Col EMCns	ECON	.10e	.5	...q	29.87	19.61	69	21.63	+6.2
Col IndiaC	INCO	.03e	.1	...q	51.06	37.00	6	43.21	-2.2
Col IndiaInf	INXX	.10e	.9	...q	16.55	10.67	3	11.53	-3.2
Col IndSC	SCIN	.17e	1.1	...q	25.98	13.00	5	14.94	+.1
ColumbPT	CXP	.80	4.0	12	25.07	18.08	446	20.10	+3.9
ColSelTec	STK	.92a	5.2	...q	24.17	15.20	63	17.77	+5.7
Comcst29	CCZ	1.58e	3.2	...	61.00	47.50		49.00	-4.5
Comerica	CMA	2.40f	3.3	12	102.66	63.69	1114	73.08	+6.4
ComfrtS	FIX	.36f	.8	29	59.83	39.40	151	46.46	+6.4
ComndSec	MOC	...	...	...dd	3.55	1.20	0	2.78	-1.1
CmclMtls	CMC	.48	3.0	46	26.72	15.23	2134	16.07	+.3
CmtyBkSy	CBU	1.52	2.5	16	67.07	50.72	203	61.69	+5.8
CmtyHlt	CYH	...	...	...dd	6.36	2.48	1209	3.73	+32.3
CmtyHcT n	CHCT	1.62f	5.3	78	32.81	22.41	125	30.47	+5.7
CBD-Pao	CBD	.08e	.3	...	25.12	17.91	868	22.98	+10.6
CompDivHd	CODI	1.44	9.7	...dd	18.35	11.60	392	14.82	+19.0
ComDivH pf	CODIpA	1.81	9.5	...	24.85	15.41	8	19.05	+6.8
CompssMn	CMP	2.88	6.5	16	75.95	38.19	277	44.40	+6.5
Compx	CIX	.20	1.5	13	16.50	11.95	3	13.46	-1.1
ComstkM rs	LODE	...	...	...	.49	.12	398	.15	+12.8
ComstkRs rs	CRK	...	...	...dd	12.32	4.21	211	6.63	+46.4
ConAgra	CAG	.85	4.0	12	39.43	20.22	11237	21.47	+.5
ConchoRes	CXO	...	...	18	163.11	93.31	1614	122.33	+19.0
ConcdMed	CCM	...	...	...dd	4.20	2.46	6	3.41	-4.2
CondHos rs	CDOR	.78e	9.6	10	11.32	6.10	8	8.10	+17.6
Conduent n	CNDT	...	...	...	23.39	9.68	1618	11.84	+11.4
ConocoPhil	COP	1.22f	1.8	54	80.24	50.18	8807	67.94	+9.0
ConEd	ED	2.86	3.7	16	84.32	71.12	1851	76.55	+.1
CnsTom	CTO	.32f	.5	6	67.97	49.23	11	58.77	+11.9
ConstellA	**STZ**	**2.96f**	**1.9**	**10**	**236.62**	**150.37**	**7651**	**159.93**	-.6
ConstellB	**STZ/B**	**2.68f**	**1.7**	**13**	**234.00**	**151.40**	**4**	**160.49**	-2.5
Constellm	CSTM	...	...	...	14.10	6.26	895	7.77	+11.2
CnE pfB	CMSpB	4.50	4.4	...	105.90	96.93	0	101.75	+.2
ContainStr	TCS	...	...	12	12.42	3.57	250	5.71	+19.7
Contango	MCF	...	...	...dd	7.32	2.72	61	3.84	+18.2
ContlBldg	CBPX	...	...	12	39.60	24.13	276	26.02	+2.2
ContMatls	CUO	...	...	...dd	19.95	10.29	1	11.21	+3.7
ContlRescs	CLR	...	...	19	71.95	35.54	2208	47.07	+17.1
ConturaE n	CTRA	...	...	56	76.50	60.76	86	64.47	-1.9
▲CooTek n	**CTK**	**...**	**...**	**...**	**11.58**	**5.40**	**569**	**12.50**	+50.2
CooperCo	COO	.06	...	82	283.18	216.47	273	259.64	+2.0
CooperTire	CTB	.42	1.3	47	40.78	22.58	447	33.19	+2.7
CooperStd	CPS	...	...	8	146.78	56.68	241	71.06	+14.4
CopaHold	CPA	3.48	4.0	10	141.34	67.38	410	86.73	+10.2
Copel	ELP	.26e	3.0	...	8.70	4.70	547	8.55	+9.2
CoreLabs	CLB	2.20	3.1	39	130.34	56.72	567	69.91	+17.2
CoreMold	CMT	.05	...	...	22.36	6.37	6	8.21	+15.5
CorePtLd n	CPLG	...	...	...dd	28.30	11.43	186	13.17	+7.5
Corecivic	CXW	1.72	8.9	11	26.09	17.16	469	19.29	+8.2
CoreLogic	CLGX	...	...	19	55.79	31.87	216	34.86	+4.3
CorEn pfA	CORRpA	1.84	7.6	...	25.75	22.56	9	24.25	+3.2
CorEnInf rs	CORR	3.00	8.6	15q	39.46	32.52	61	34.87	+5.4
CoreSite	COR	4.40f	4.9	34	117.82	82.64	851	90.66	+3.9
Corindus n	CVRS	...	...	...dd	1.65	.70	253	1.13	+34.5
CorMedix	CRMD	...	...	...dd	2.40	.17	1511	1.66	+28.7
CrnstTotR	CRF	3.35	29.2	...q	16.22	9.11	294	11.46	+3.2
CrnrstnStr	CLM	3.40	28.9	...q	16.24	9.31	327	11.78	+5.4
Corning	GLW	.72	2.4	...dd	36.56	26.11	3499	30.35	+.5
CpBT JCP	JBN	1.75	23.2	...	14.36	6.00	5	7.54	+20.4
CorpOffP	OFC	1.10	4.7	12	31.01	20.04	714	23.40	+11.3
Cort1Aon27	KTN	2.05	6.9	...	33.12	28.10	2	29.60	+2.3
CortsJCP97	KTP	1.91	23.0	...	16.26	6.60	7	8.29	+19.3
CortsJCP	JBR	1.75	23.2	...	14.64	5.61	1	7.54	+16.0
CortsPE	KTH	2.00	6.6	...	35.00	29.12	1	30.35	+1.7
Cosan Ltd	CZZ	.26e	2.6	...	11.89	6.21	2211	9.93	+12.8
Costamre	CMRE	.40	8.0	...	8.39	4.20	305	5.02	+14.4
Costam pfB	CMREpB	1.91	8.4	...	25.20	18.23	4	22.68	+12.1
Costmr pfC	CMREpC	2.13	9.1	...	26.05	18.21	5	23.50	+10.9
Costam pfD	CMREpD	2.19	9.3	...	26.79	18.32	10	23.44	+11.6
Cott Cp	COT	.24	1.6	...cc	17.34	13.34	1368	14.92	+7.0
Coty	COTY	.50	7.0	...	21.68	5.91	12359	7.19	+9.6
Cntwd pfB	CFCpB	1.75	6.8	...	26.38	25.46		25.72	
CousPrp	CUZ	.26	3.1	13	9.88	7.53	7961	8.50	+7.6
CovantaH	CVA	1.00	6.7	...dd	18.05	12.92	782	14.96	+11.5
CovrAll n	COVR	...	...	...					
Crane	CR	1.40	1.8	21	102.65	67.18	170	76.39	+5.8
CrwfdA	CRD/A	.28	3.1	64	9.21	7.47	11	9.01	+1.2
CrwfdB	CRD/B	.20	2.2	65	10.24	7.54	5	9.08	+.9
Credicp	BAP	8.57e	3.7	...	239.54	207.03	314	230.47	+4.0
CS FlLgCG	FLGE	...	...	...q	302.18	166.60	12	207.61	+9.7
CS LgSh n	CSLS	...	...	...				27.99	
CrSuisInco	CIK	.26	9.0	...q	3.34	2.66	238	2.92	+5.4
CS InvBr n	DBRT	...	...	...	59.36	23.07		26.36	
CS LgBrnt n	UBRT	...	...	...	316.38	144.81		246.59	
CS MthlMtg	REML	...	...	...	30.05	20.07	41	24.25	+7.7
CS MthlyP	AMJL	.99e	...	...					
CSVLgNG rs	UGAZ	...	...	...q	87.15	60.40		62.90	
CS MAsHi	MLTI	1.30e	...	...	28.64	24.86		26.34	+4.0
CS SP mlp	MLPO	1.12e	9.2	...	15.52	11.80		12.14	
CredSuiss	CS	1.22e	10.4	...	19.98	10.23	3701	11.75	+8.2
CrSuiHiY	DHY	.29	12.6	...q	2.86	1.98	352	2.29	+5.5
CrescPtE g	CPG	.12	3.5	19	9.25	2.70	1699	3.40	+12.6
CrestEq rs	CEQP	2.40	7.7	...dd	40.55	24.80	180	31.30	+12.1
InergyM wi	NRGM/WI	...	...	...				22.72	
CrossAmer	CAPL	2.10m	12.8	35	24.94	13.00	60	16.44	+16.1
CrosTim	CRT	1.29e	10.5	12	15.97	10.60	29	12.31	+12.7
CrwnCstle	CCI	4.50f	4.2	...cc	117.60	98.85	2277	106.85	-1.6
CrwnCst pfA	CCIpA	1.72	.2	...	1153.66	1007.84	11	1045.23	-.7
CrownHold	CCK	...	...	19	59.50	39.05	986	45.69	+9.9
Cryolife	CRY	.12	.4	89	36.05	16.80	60	27.72	-2.3
CrystalRk	CRVP	...	...	...dd	1.05	.74		.97	
CubeSmart	CUBE	1.28f	4.4	26	33.18	25.22	2065	28.79	+.3
Cubic	CUB	.27	.5	98	77.35	50.61	100	58.71	+9.2
CullenFr	CFR	2.68	2.9	17	121.66	81.87	368	93.57	+6.4
CullnF pfA	CFRpA	1.34	5.6	...	25.35	22.40	1	24.03	+2.8
Culp Inc	CULP	.40f	2.1	12	33.00	18.35	76	19.00	+.5
Cummins	CMI	4.56f	3.3	39	194.18	124.40	1431	139.33	+4.3
CurEuro	FXE	...	...	...q	120.65	110.63		111.89	
CurAstla	FXA	.62	.8	...q	81.36	74.35		75.68	
CurBrit	FXB	...	...	...q	139.24	128.50		129.54	
CurrCda	FXC	.03e	...	...q	80.48	75.31		76.11	
CurrChina	FXCH	...	...	...	78.37	75.43		76.42	
CurJpn	FXY	...	...	...q	91.62	84.82		87.37	
CurSwed	FXS	...	...	...q	121.32	105.69		106.93	
CurSwiss	FXF	...	...	...q	102.27	93.42		95.00	
CurShSinga	FXSG	...	...	...q	75.87	73.33		73.59	
CurtisWrt	CW	.60	.6	22	143.38	95.23	218	107.46	+5.2
Cush Jn37 n	PPLN	...	...	...	22.11	13.19	0	16.85	+12.7
CushTRet rs	SRV	1.08	11.1	...q	13.05	7.90	31	9.77	+14.8
CushngRen	SZC	1.64	10.6	...q	21.21	12.61	19	15.47	+15.2
CushRoy rs	SRF	.48	6.4	...q	10.10	5.91	7	7.47	+15.8
CustomBcp	CUBI	...	...	7	32.34	16.72	153	19.10	+4.9
CustBcp 18	CUBS	1.59	6.3	...	25.79	25.08		25.18	
CustBc p C	CUBIpC	.57p	...	...	26.90	23.48		25.45	+2.4
CustBc pfD	CUBIpD	...	...	...	27.40	21.85	2	25.35	+6.3
CustBc pfE	CUBIpE	...	...	...	26.83	22.62	2	25.66	+6.5
CustoBc pf F	CUBIpF	...	...	...	26.87	22.08	13	24.41	+3.4
CynergT n	CTEK	...	...	...	5.45	3.23	10	4.77	+.6
CypressEn	CELP	.84	12.0	10	8.50	5.36	5	7.00	+24.6

Continued on **next page**

Continued from **previous page**

NYSE

- D -

Name	Ticker Symbol	Div	Yield	PE	52-week High	52-week Low	Vol 1000s	Last	YTD %Chg
DCP Mid	DCP	3.12	9.8	70	46.67	24.18	986	31.70	+19.7
DCP Md pfB	DCPpB	1.97	8.6	...	26.34	20.04	40	22.96	+5.9
DCP pfC	DCPpC	1.99	8.5	...	25.00	20.39	18	23.46	+7.2
DGSE	DGSE	...	...	...dd	1.27	.37	14	.46	-1.1
DHI Grp	DHX	...	...	6	3.25	1.25	73	1.93	+27.0
DHT Hldgs	DHT	.08e	1.9	...dd	5.60	3.27	664	4.25	+8.4
DNP Selct	DNP	.78	7.1	...q	11.22	9.71	471	10.97	+5.5
DR Horton	DHI	.50	1.3	15	53.24	32.39	7247	39.11	+12.8
Drdgold	DRD	.03e	1.4	...	3.38	1.76	75	2.07	-.5
DSW Inc	DSW	1.00	3.8	17	34.63	18.01	1580	26.03	+5.4
DTE	DTE	3.53	3.2	20	121.00	94.25	1011	111.70	+1.3
DTEEn 62	DTQ	1.31	5.4	...	25.24	21.72	3	24.09	+6.5
DTE En76 n	DTJ	1.34	5.6	...	25.61	21.90	16	23.89	+4.9
DTE En27 n	DTW	1.31	5.7	...	25.39	21.25	44	23.04	+3.6
DTE F76 n	DTY	1.50	5.8	...	26.93	24.62	42	25.65	-.5
DTE En un	DTV	...	...	...	56.50	48.68	37	52.80	+2.2
DTF TxF	DTF	.84	6.6	...q	14.27	12.25	29	12.78	+3.2
DXC Tch n	DXC	.76	1.3	67	96.75	49.19	2265	60.63	+14.0
DanaInc	DAN	.24	1.5	11	35.27	12.65	1828	16.23	+19.1
Danaher	DHR	.64	.6	27	110.86	91.84	1675	105.36	+2.2
Danaos	DAC	...	...	1	2.50	.56	15	.95	+26.7
DaqoNEn	DQ	...	...	3	72.50	20.35	132	26.86	+14.8
Darden	DRI	3.00	2.8	20	124.00	82.38	996	105.78	+5.9
DarlingIng	DAR	...	...	38	22.38	16.36	1775	20.58	+7.0
DaVita Inc	DVA	...	...	14	80.71	48.25	1025	55.16	+7.2
Daxor	**DXR**	**.15**	**1.3**	**...**	**21.66**	**3.40**	**78**	**11.22**	+36.8
DeanFoods	DF	.12m	2.5	34	12.06	3.61	796	4.73	+24.1
DeckrsOut	**DECK**	**...**	**...**	**...cc**	**137.49**	**78.94**	**1326**	**113.61**	-11.2
Deere	DE	3.04f	1.9	24	175.26	128.32	2693	159.12	+6.7
DE EnhGlb	DEX	.90	9.8	...q	12.70	8.08	112	9.14	+5.1
DelaCO	VCF	.72	5.3	...q	16.29	12.58	7	13.70	+7.4
DelaDvInc	DDF	.62	5.1	...q	14.39	9.63	35	12.30	+8.8
DelaNatl	VFL	.72	5.8	...q	13.55	11.65	3	12.38	+3.9
DelaMN2	VMM	.63	5.1	...q	13.56	11.56	4	12.25	+3.3
DelekLogis	DKL	3.16f	10.4	13	35.50	26.50	32	30.52	+4.3
Delek	DK	1.04f	3.2	14	61.57	29.51	2216	32.48	-.1
Dell C n	DELL	...	...	...	49.10	44.77	3558	45.19	-7.5
DelphiTc n	DLPH	.68	4.0	5	60.39	13.18	1637	17.05	+19.1
DeltaAir	DAL	1.40f	2.9	10	61.32	45.08	11876	48.73	-2.3
DeltaAprl	DLA	...	...	...cc	22.10	16.11	10	18.10	+5.0
Dltsh SPX n	DMRL	...	...	...	59.02	49.62	3	52.01	+1.8
Dlt SP400 n	DMRM	...	...	...	57.13	47.15		49.21	+1.9
Dlt SP600 n	DMRS	...	...	...	62.05	49.08	9	51.70	+2.6
DltshInt n	DMRI	...	...	...	56.65	44.32	2	46.54	+2.5
Deluxe	DLX	1.20	2.8	8	78.87	36.70	204	42.76	+11.2
DenburyR	DNR	...	...	...dd	6.75	1.39	9776	2.29	+33.9
DenisnM g	DNN	...	...	...	.69	.43	393	.51	+9.5
Despg.cm n	DESP	...	...	...	36.56	11.11	218	13.58	+9.4
DeutGlHI n	LBF	...	...	...				8.82	
DeutschBk	DB	.83e	...	...	19.98	7.62	2943	8.61	+5.6
DBDogs22	DOD	...	...	...	26.99	20.20	1	23.24	+2.2
DBWMTR	WMW	...	...	...	34.67	28.08		30.59	+2.4
DB Cap pf	DTK	1.90	7.6	...	25.79	25.47		25.00	
DeutBCT2 pf	DXB	1.64	6.8	...	25.99	22.55	77	23.98	-.7
DeutBCT5 pf	DKT	2.01	8.0	...	26.30	24.32	100	25.15	+.5
DBCmdyS	DDP	...	...	...q	61.00	37.66		46.01	+.2
DBCmdDL	DYY	...	...	...q	3.65	1.72	2	2.20	+9.2
DBCmdDS	DEE	...	...	...q	55.00	55.00		55.00	
DB AgriLg	AGF	...	...	...q	13.50	7.20		8.36	-13.6
DB AgriSh	ADZ	...	...	...q	39.50	21.13		37.00	
DB AgriDL	DAG	...	...	...q	3.16	2.07	3	2.19	+1.3
DB AgDS	AGA	...	...	...q	32.50	24.46		24.46	
DBGoldSh	DGZ	...	...	...q	15.62	13.01	1	14.25	-.2
DBGoldDL	DGP	...	...	...q	27.39	19.71	38	27.00	+16.8
DBGoldDS	DZZ	...	...	...q	6.76	4.88	2	5.78	-.3
DBGlbHY23	FIEG	...	...	...q	247.63	106.78		155.50	
Deut HiOp	DHG	.72	4.8	...q	15.20	14.82		14.97	
Deut Muni	KTF	.84	7.9	...q	11.99	10.93		10.69	
Deut StMu	KSM	.84	7.9	...q	11.91	10.67		10.60	
DBXEmMkt	DBEM	.36e	1.7	...q	26.32	20.35	10	21.71	+3.9
DBXEafeEq	DBEF	.95e	3.3	...q	33.05	27.07	1429	29.05	+4.1
DBXBrazEq	DBBR	.13e	1.1	...q	14.00	11.89		12.06	
DBXGerEq	DBGR	.35e	1.4	...q	29.78	22.59	7	24.18	+3.8
Deu HYBd n	HYLB	...	...	...	50.91	45.91	4381	48.48	+3.6
Dbx Tr etf	DESC	...	...	...	35.01	34.10		35.01	
DeutBarl n	IFIX	...	...	...	50.19	49.43		49.51	
DeuBrcIn n	IGVT	...	...	...	49.70	48.32		49.02	
DbXR1KECo	DEUS	...	...	...q	34.16	27.09	10	29.74	+3.7
DeutEmCo	DEMG	...	...	...	30.95	22.72		23.93	+3.3
DBXJapnEq	DBJP	.91e	2.4	...q	46.61	35.14	422	37.85	+4.3
DbXDvxEU	DEEF	...	...	...q	31.76	24.37	5	26.34	+5.2
Deut 300Ch	ASHX	.74p	...	...q	24.14	15.62		16.54	+4.4
DbxItalyHE	DBIT	.22p	...	...q	26.39	18.12		18.95	+3.4
DeutSthE n	DBSE	...	...	...					
Deut Austrl n	DBAU	...	...	...					
DbxEafeSC	DBES	.26p	...	...q	31.05	28.83		30.25	
DbxAllWHiD	HDAW	.27e	...	...q	27.42	21.68	2	23.36	+4.9
DbxEafeHiD	HDEF	.43e	1.2	...q	25.41	20.10	71	21.55	+4.4
DbxNikk400	JPN	...	...	...q	31.67	23.89	159	25.87	+4.6
Deut S&P n	DBIF	...	...	...					
Deut InRE n	DBRE	...	...	...					
DBX MSCI	DBEZ	1.28e	4.0	...	31.82	31.28		31.82	
DeuMunInf	RVNU	.71	2.7	...q	27.13	25.55	5	26.17	-.4
DBX EMBd	EMIH	.99e	4.3	...q	25.69	22.50		22.81	+.4
DBX IGBd	IGIH	.77	3.4	...q	24.99	20.99	1	22.80	+1.4
DBXHYCpB	HYIH	1.20	5.5	...q	23.64	20.78	2	22.00	+3.4
DBXChiSC	ASHS	...	...	...q	37.03	21.20	4	23.35	+4.6
DBXHrvChi	CN	.30e	1.0	...q	42.41	27.72	4	29.90	+5.4
DBXMexHd	DBMX	4.12e	15.7	...q	20.26	17.69		17.75	
DBXSKorH	DBKO	.03p	...	...q	32.94	24.77	152	26.01	+2.2
DBXAWxUS	DBAW	1.33e	3.4	...q	29.07	23.61	3	25.26	+4.3
DBXAsiaPH	DBAP	.74e	2.8	...q	31.53	24.23	0	26.21	+3.4
DBXEurHgd	DBEU	.65e	2.5	...q	29.80	24.43	99	26.19	+4.1
DBXUKHdg	DBUK	.89e	4.6	...q	22.49	18.89		19.47	+.3
DBXHvChiA	ASHR	.29e	...	...q	34.89	21.51	788	22.88	+4.3
DevonE	DVN	.32	1.2	17	46.54	20.37	8845	26.29	+16.6
ElevWat n	WTRX	...	...	...	33.44	28.83		30.85	
Diageo	DEO	3.20e	2.3	...	151.30	131.22	495	139.83	-1.4
DiamOffsh	DO	.50	4.3	19	21.92	8.78	1652	11.60	+22.9
DiamRk	DRH	.50	5.2	13	12.99	8.70	4085	9.66	+6.4
DianaShip	DSX	...	...	...dd	5.16	3.03	96	3.43	+7.9
DianaS pfB	DSXpB	2.22	9.0	...	25.80	20.25	4	24.61	+5.6
DianaSh20	DSXN	2.13	8.4	...	25.99	22.76		25.39	
DicksSptg	DKS	.90	2.7	10	39.75	28.86	2106	33.30	+6.7
Diebold	DBD	.40	10.8	4	19.05	2.41	2340	3.72	+49.4
DigitalPwr	DPW	...	...	...dd	3.20	1.88		2.31	
DigitalRlt	DLR	4.04	3.8	50	125.10	96.56	1942	105.08	-1.4
DigitlR pfG	DLRpG	1.47	6.1	...	25.68	22.75	20	24.02	+2.3
DigtlR pfH	DLRpH	1.84	7.3	...	26.72	25.04	644	25.35	+.6
DigitRlt pfC	DLRpC	1.09	4.3	...	27.97	26.44		25.64	
DigitRlt pfJ	DLRpJ	...	...	...	25.12	19.98	44	21.98	+4.9
DigitalR pfI	DLRpI	1.59	6.3	...	27.25	24.52	22	25.11	-1.4
Dillards	DDS	.40	.6	7	98.75	55.73	475	65.02	+7.8
Dillard38	DDT	1.88	7.1	...	29.08	25.13	21	26.30	+2.9
DineEquity	DIN	2.52m	3.2	6	95.09	48.74	300	78.57	+16.7
DiploPhm	DPLO	...	...	...cc	28.74	12.30	637	13.20	-1.9
Dir SilMBl n	SHNY	...	...	...	10.29	4.26		5.00	
DirBrCm n	COM	...	...	...	26.10	23.75	2	24.08	+.4
DirChInt n	CWEB	...	...	...	69.08	17.34	67	22.12	+18.3
Dir CnSt n	SPLZ	...	...	...					
Dirx Euro n	EUXL	...	...	...	33.40	11.75	2	14.51	+10.9
DirxAero n	DFEN	...	...	...	64.50	23.89	43	33.89	+14.3
DrxTrnBl n	TPOR	...	...	...	43.11	15.36	9	21.61	+14.6
DxEmMkt n	EMBU	...	...	...	26.43	19.37		20.59	
Dir UtBr n	UTLZ	...	...	...					
DirxUtil n	UTSL	...	...	...	34.09	19.59	7	27.34	+3.2
DirxInds n	DUSL	...	...	...	44.53	16.33	3	23.10	+18.4
DirxMex n	MEXX	...	...	...	27.44	7.39	12	11.95	+24.4
DrxRBkBr rs	WDRW	...	...	...q	57.90	19.69	2	38.84	-18.5
DxRsaBr rs	RUSS	...	...	...q	24.50	14.43	264	16.33	-20.2
DxSOXBr rs	SOXS	...	...	...q	17.40	8.83	5095	11.27	-14.6
DxGBull rs	NUGT	...	...	...q	37.96	10.56	8194	17.17	-1.9
DrGMBll rs	**JNUG**	**.09e**	**.9**	**...q**	**20.50**	**6.13**	**8809**	**9.62**	+4.5
DirSPX Br	SPDN	...	...	...	34.21	27.50	13	30.70	-3.6
DxGlMBr rs	**JDST**	**...**	**...**	**...q**	**95.14**	**42.31**	**626**	**47.12**	-6.3
DirSPBear s	SPXS	...	...	...q	38.49	20.83	7754	27.52	-10.6
Dir7-10TBr	TYNS	...	...	...q	30.07	27.85		28.20	-.9
DrxDlySpxB	LLSP	.10p	...	...q	40.65	30.45	10	34.18	+4.7
DxChiABear	CHAD	...	...	...q	41.12	27.67	4	38.05	-4.3
DrxNGBear rs	GASX	...	...	...q	79.35	14.90	27	32.80	-38.3
DxSPOGBr rs	DRIP	...	...	...q	26.17	4.88	3418	10.89	-38.1
DrxRBkBull	DPST	...	...	...q	95.94	26.38	29	37.80	+21.6
DirDGlBr rs	DUST	...	...	...q	48.79	19.04	3107	23.09	+1.0
DxSPXBll s	SPUU	...	...	...q	59.33	36.47	3	44.01	+8.4
DxEuFnBl	EUFL	...	...	...	65.95	22.42		26.10	+9.2
DirGlMin n	MELT	...	...	...				24.48	
DirSCBll s	SMLL	.27e	.7	...q	63.65	32.43	0	41.11	+15.2
Drx EurF n	EUFS	...	...	...					
DxHiYldBr	HYDD	...	...	...	21.11	16.82	3	18.69	-6.8
DrNsd100 rs	QQQE	...	...	...q	47.98	38.25	150	43.09	+6.2
DrxDlySCB	LLSC	.10p	...	...q	43.77	29.71		33.11	+8.5
Dir TcBr n	TECZ	...	...	...					
Dir FnBr n	FAZZ	...	...	...					
DrxiBillion	IBLN	.21e	.6	...q	35.52	31.01		32.96	
Drx Eng n	ERYY	...	...	...					
DrX EuEq n	EURZ	...	...	...	25.65	24.95		24.18	
DxRusBll s	RUSL	...	...	...q	73.38	27.23	127	36.78	+23.4
DiEurBll3x	EURL	.14e	.6	...q	47.12	18.05	17	22.65	+13.2
DrxEMBll rs	EDC	...	...	...q	168.70	55.46	230	71.76	+14.3
Dir MLPHi	ZMLP	1.60m	12.0	...q	17.94	11.45	27	13.29	+12.2
DxLatBll s	LBJ	...	...	...q	49.13	16.70	15	26.06	+35.0
DirTotBBr	SAGG	...	...	...q	32.50	30.02	1	31.62	+.1
DxBrzBull s	BRZU	...	...	...q	65.25	14.27	1898	34.92	+39.8
DxBiotBll rs	LABU	...	...	...q	116.54	24.00	4459	47.77	+45.4
DxIndiBll rs	INDL	...	...	...q	120.64	45.45	10	64.77	-3.3
DxNGBll rs	GASL	...	...	...q	31.99	4.08	656	7.86	+53.2
DrDevMBr	DPK	...	...	...q	20.23	10.08	14	15.79	-13.1
DxSPOGBl s	GUSH	...	...	...q	47.55	5.90	6360	11.90	+52.6
DxREBear	DRV	...	...	...q	15.62	8.28	168	9.65	-11.8
Dir HltBr n	SICK	...	...	...					
Dir20yrTBr	TYBS	...	...	...q	22.00	19.95	1	20.47	+.9
DrxFtseEm	LLEM	.47p	...	...q				23.59	
DrxJpBull	JPNL	...	...	...q	96.48	38.57	6	49.55	+16.6
DxEnBear rs	ERY	...	...	...q	60.45	34.86		54.00	
DxEMBear	EDZ	...	...	...q	9.96	6.67		8.27	
DxEMBear rs	EDZ/WI	...	...	...q	49.80	33.35			
DirPhr Bear	PILS	1.50p	...	...				43.52	
DrxPhMd n	PILL	...	...	...	42.90	28.60		27.35	
Dir CySc n	HAKK	...	...	...					
DrxSKBull	KORU	...	...	...q	72.86	22.03	87	25.90	+4.6
DxSCBear rs	TZA	...	...	...q	18.69	7.80	11498	12.19	-19.9
DxFnBr rs	FAZ	...	...	...q	16.99	8.80	3551	12.24	-9.8
Dx HmSu n	CLAW	...	...	...					
DrxHmbBull	NAIL	...	...	...q	110.62	20.41	55	32.24	+34.6
Dx30TBear	TMV	...	...	...q	23.70	17.23	734	18.72	+2.7
DxFnBull s	FAS	...	...	...q	82.80	36.73	1867	49.12	+9.7
DxBiotBea rs	LABD	...	...	...q	46.30	27.10		37.40	
DrxTcBr rs	TECS	...	...	...q	38.35	23.64		31.35	
DrxACInsi	KNOW	.48e	1.3	...q	43.81	31.96	17	35.89	+6.6
DxMCBr rs	MIDZ	...	...	...q	21.32	9.97	7	14.61	-16.9
DxChiBr rs	YANG	...	...	...q	61.59	36.30		51.00	
Drx300Chin	CHAU	...	...	...q	37.53	13.90	261	15.64	+8.3
DxHcrBll s	CURE	...	...	...q	68.58	38.85	196	49.10	+3.2
DxTcBull s	TECL	...	...	...q	173.50	68.96	421	90.38	+6.3
DxRetlBll s	**RETL**	**...**	**...**	**...q**	**53.31**	**18.90**	**181**	**27.67**	+19.4
DxSOXBll s	SOXL	.12e	.1	...q	209.00	66.38	864	91.70	+10.1
Dir30TrBul s	TMF	...	...	...q	21.66	15.17	745	18.82	-2.8
Dir10TrBear	TYO	...	...	...q	16.13	13.24	1	13.87	+.4
Dx10yTBull	TYD	...	...	...q	45.98	37.70	1	42.82	-2.0
DxMCBull s	MIDU	...	...	...q	55.74	23.75	42	33.25	+18.6
DrxREBull s	**DRN**	**...**	**...**	**...q**	**24.41**	**14.61**	**40**	**18.74**	+12.6
DirxChiBull	YINN	.38e	2.0	...q	53.89	15.95	2327	19.32	+11.1
DirxDMBull	DZK	...	...	...q	100.54	42.00	1	52.18	+13.9
DrxSCBull s	TNA	.41e	.8	...q	97.12	35.33	4764	51.49	+22.3
DrxSPBull s	SPXL	...	...	...q	55.95	27.27	5918	36.23	+10.1
DirxEnBull	ERX	...	...	...q	44.29	12.43	4575	19.37	+27.9
Discover	DFS	1.60	2.6	12	81.93	54.36	1934	62.49	+6.0
Disney	DIS	1.76f	1.6	15	120.20	97.68	6097	112.80	+2.9
Div&Inco	DNI	1.63	15.9	...q	14.25	8.93	88	10.27	+7.8
DrReddy	RDY	.29e	.8	...	39.96	28.13	142	36.75	-2.5
DocuSec rs	DSS	...	...	...dd	2.40	.62	15	.85	+15.3
DolbyLab	DLB	.76f	1.2	66	74.29	58.17	486	63.77	+3.1
DollarGen	DG	1.16	1.0	17	118.45	85.54	2181	116.52	+7.8
DomMidst	DM	1.48f	8.1	13	32.55	12.55	930	18.16	+.7
DomEngy	D	3.34	4.6	15	78.56	61.53	7266	71.90	+.6
DomRes un	DCUD	...	...	...	51.33	42.50	430	48.35	+1.0
DomRs76 n	DRUA	...	...	...	25.22	21.59	86	23.72	+2.8
Dominos	DPZ	2.20	.9	38	305.34	196.18	469	246.19	-.7
Domtar g	**UFS**	**1.74**	**4.1**	**15**	**54.50**	**33.81**	**2705**	**41.96**	+19.4
Donaldson	DCI	.76	1.7	22	59.43	40.27	447	45.86	+5.7
DonlleyRR rs	RRD	.12m	2.3	6	9.79	3.49	948	5.14	+29.8
DonnlyFn n	DFIN	...	...	...	22.17	13.15	73	15.39	+9.7
DorianLPG	LPG	...	...	...dd	8.80	5.52	144	6.38	+9.4
DoubIncSol	DSL	1.80a	9.7	...q	20.91	16.11	327	18.63	+7.5
DblLOppCr	DBL	2.00a	10.3	...q	22.37	18.05	38	19.47	+2.7
DougDyn	PLOW	1.06	3.0	20	49.50	33.54	102	35.92	+.1
DEmmett	DEI	1.04f	2.9	23	40.86	32.32	1436	35.30	+3.4
Dover	DOV	1.92f	2.5	16	109.06	65.83	1128	77.48	+9.2
DoverDG	DDE	...	...	...dd	3.49	1.00	40	2.74	-1.1
DoverMot	DVD	.08f	4.0	9	2.30	1.80	7	2.02	+7.4
DowDuPnt	DWDP	1.52	2.7	18	77.08	48.89	10273	55.68	+4.1
Dry Gl24 n	DCF	.22f	2.6	...	9.89	7.30	32	8.17	+6.4
DryHYSt	DHF	.35	12.2	...q	3.37	2.55	191	2.85	+5.2
DrMuBdInf	DMB	.75	6.1	...q	13.09	11.70	82	12.37	+4.2
DryfMu	DMF	.54	6.9	...q	9.02	7.47	41	7.87	+3.3
DryStrt	LEO	.52	6.8	...q	8.78	7.01	130	7.54	+4.9
DrySM	DSM	.50	6.8	...q	8.57	6.79	120	7.32	+4.9
Dril-Quip	DRQ	...	...	...dd	58.95	26.62	808	37.24	+24.0
DriveShack	DS	.48	11.1	11	8.06	3.55	159	4.33	+10.5
DriveS pfB	DSpB	2.44	9.7	...	26.10	23.81	10	25.09	+2.0
DriveS pfC	DSpC	2.01	8.3	...	26.18	23.01		24.35	+1.5
DriveS pfD	DSpD	2.09	8.4	...	25.60	23.15		24.73	+.6
DuPnt pfA	DDpA	3.50	4.4	...	93.50	73.47	1	79.99	+4.9
DuPnt pfB	DDpB	4.50	4.6	...	110.00	95.57	0	98.75	+1.4
Ducomun	DCO	...	...	24	45.62	25.52	30	37.24	+2.5
Df&PGblUt	DPG	1.40	10.6	...q	16.23	11.33	114	13.26	+11.9
DufPUC	DUC	.60	7.2	...q	8.85	8.08	5	8.31	+1.1
DukeEngy	DUK	3.71	4.4	21	91.35	71.96	3758	85.27	-1.2
DukeEn 73	DUKH	1.28	5.3	...	26.31	22.10	40	24.13	+6.3
DukeRlty	DRE	.86f	3.2	21	29.48	24.30	2388	27.15	+4.8
DunBrad	DNB	2.09	1.5	21	145.00	105.42	744	143.77	+.7
Dycom	DY	...	...	17	123.99	47.77	344	59.47	+10.0
Dynagas	DLNG	1.00	24.6	...	12.58	2.98	127	4.06	+20.5
Dynags pfA	DLNGpA	2.25	10.1	...	26.78	17.06	18	22.30	+8.3
Dynags pfB	DLNGpB	...	...	...	24.72	16.00	22	21.60	+20.0
Dynegy 7	DYNC	1.75	2.4	...	81.64	77.59		73.63	
DynexCap	DX	.72	11.5	14	7.03	5.57	538	6.26	+9.4
Dynex pfA	DXpA	2.13	8.4	...	25.99	25.00	3	25.27	+.8
Dynex pfB	DXpB	1.91	8.0	...	24.88	21.98	2	23.75	+3.0

- E -

Name	Ticker Symbol	Div	Yield	PE	52-week High	52-week Low	Vol 1000s	Last	YTD %Chg
ETracBDC	BDCS	1.84e	9.7	...q	21.03	16.83	29	19.04	+7.6
ETrMLPSht	MLPS	...	...	...q	14.00	11.06		12.22	
ETrAlerNG	MLPG	1.86e	8.4	...q	26.25	16.50	1	22.13	+11.7
E-TrAlerInf	MLPI	1.88e	8.5	...q	26.53	18.73	1381	22.07	+11.6
ETBbgCmd	DJCI	...	...	...q	17.00	13.42	5	14.65	+3.6
ETrAlerian	AMU	1.45e	9.3	...q	19.18	13.27	160	15.59	+11.4
E-TrFood	FUD	...	...	...q	18.92	15.89		16.90	+2.0
E-TrcEngy	UBN	...	...	...q	10.00	7.84		8.96	
E-TrcIMet	UBM	...	...	...q	19.07	16.88		17.54	
E-TracAg	UAG	...	...	...q	18.86	15.84		16.12	-.3
ETr2xBDC	BDCL	3.52e	26.4	...q	16.51	10.57	216	13.34	+15.5
E-TrcCmci	UCI	...	...	...q	16.37	13.23	13	14.20	+5.2
E-TrcSilv	USV	...	...	...q	22.46	17.25		18.52	
E-TrcGld	UBG	...	...	...q	35.00	29.72	0	32.44	+.6
E-TrLvstk	UBC	...	...	...q	20.34	17.09		18.15	
ECA MTrl	ECT	.26e	16.2	4	2.25	1.42	18	1.62	+9.5
EG Comp	AGEM	...	...	...q				22.55	
EGBasMat	LGEM	...	...	...q				10.05	
EG CnsGds	GGEM	...	...	...q				23.42	
EG CnsSvc	VGEM	...	...	...q				22.28	
EG Fincl	FGEM	...	...	...q				20.32	
EG HltCre	HGEM	...	...	...q				23.77	
EG Tech	QGEM	...	...	...q				21.71	
EG MetMn	EMT	...	...	...q				9.98	
EG Energy	OGEM	...	...	...q				22.23	
EG Utils	UGEM	...	...	...q				15.87	
EG Telecm	TGEM	...	...	...q				19.72	
▼ELF Inc n	**ELF**	**...**	**...**	**...cc**	**22.10**	**7.70**	**1741**	**8.20**	-5.3
EMCOR	EME	.32	.5	19	85.08	57.29	206	63.53	+6.4
EMX Roy g	EMX	...	...	...	1.47	.83	136	1.10	-2.7
ENI	E	1.29e	3.9	...dd	40.15	29.75	347	32.95	+4.6
EOG Rescs	EOG	.88	.9	...dd	133.53	82.04	3447	99.12	+13.7
EP Energy	EPE	...	...	...dd	3.50	.62	866	.00	+42.7
EPAM Sys	EPAM	...	...	50	144.19	102.03	176	129.53	+11.7
EPR Prop	EPR	4.32f	6.3	21	72.18	51.87	685	69.11	+7.9
EPR pfC	EPRpC	1.44	5.1	...	29.22	23.38	1	28.26	+5.1
EPR pfE	EPRpE	2.25	6.4	...	36.99	33.48	12	35.37	+4.0
EPR Pr pfG	EPRpG	1.44	6.6	...	25.15	20.36	12	21.78	+4.2
EQT Corp	EQT	.12	.6	...dd	32.47	16.29	4247	19.79	+4.8
EQT GP n	EQGP	1.03e	5.2	10	30.73	15.36	534	19.97	+.1
EQT Mid	EQM	4.46f	10.0	9	77.97	39.32	1138	44.76	+3.5
ETF SITRis	RISE	...	...	...q	25.50	23.65	1	24.22	+.5
ETF JrSil	SILJ	...	...	...q	12.43	7.42	37	8.69	+8.1
ETF Cyber	HACK	...	...	...q	40.72	30.54	328	35.41	+5.1
ETF BigD	BIGD	...	...	...q				27.78	
ETF MobP	IPAY	.19e	...	...q	43.49	32.40	34	37.14	+6.3
ETF M AIH	MJ	...	...	...	45.40	23.01	1021	29.59	+18.6
ETF M Vid	GAMR	...	...	...	55.00	37.02	6	41.87	+7.6
ETF Drone	IFLY	...	...	...	39.57	27.52	5	30.95	+5.5
ETF AIPw n	AIEQ	...	...	...	29.90	20.35	35	23.34	+7.0
ETF MgT ef	WSKY	...	...	...	35.50	31.34		32.31	
Pure Fintch	FINQ	...	...	...				28.95	
BlStIsrTc n	ITEQ	...	...	...	36.84	29.62	3	32.93	+4.8
ETF Clim	ETHO	...	...	...q	38.43	29.99	8	33.45	+4.5
ETFAlpAlt	ALFA	...	...	...q	51.32	39.69	3	44.61	+5.5
FundStab n	DSTL	...	...	...	26.84	21.71		23.57	+3.0
ChngFnDvr	CHGX	...	...	...	20.84	17.01	0	18.39	+4.2
ETF EmM n	EEMD	...	...	...	28.41	21.14	0	22.82	+6.8
ETF spx H n	SPDV	...	...	...	28.19	22.53	1	24.67	+4.4
ETF AptF n	FTVA	...	...	...	30.36	23.17	6	25.01	+5.7
ETF GOP n	MAGA	...	...	...	29.82	21.93	1	24.72	+6.2
NtDUSEq ef	MXDU	...	...	...	29.80	23.91		24.78	-.1
NtRkBsInt ef	RBIN	...	...	...	27.90	22.66		23.31	+2.5
RsBsUSE ef	RBUS	...	...	...	29.53	24.05		24.96	+2.2
ETF RvCp n	RVRS	...	...	...	17.15	13.52	17	15.04	+6.6
ETF BrVl n	BVAL	...	...	...	16.70	13.90	0	14.64	+3.5
ETFDeepV	DVP	.66e	2.1	...q	37.26	28.73	69	31.20	+3.8
GlGoGld n	GOAU	...	...	...	13.47	9.95	3	11.71	+2.6
ETF OCIO n	OCIO	...	...	...	27.81	23.76	0	24.71	+3.0
ETF Seren	ICAN	...	...	...	30.00	24.14	1	26.70	+4.6
PremisCap	TCTL	...	...	...	31.57	27.71	1	28.86	+.8
AmCusSat	ACSI	...	...	...				30.55	
AptBehMo	BEMO	...	...	...	37.30	28.04	6	28.18	-.2
EtfAlphacln	ALFI	...	...	...q	26.95	23.56		25.14	
EtfUSGblJ	JETS	...	...	...q	34.75	26.46	18	28.72	+3.0
ETF Master	HIPS	1.29	7.7	...q	18.12	17.65		16.80	
EtfDiaHVal	DHVW	.99e	3.3	...q	34.89	27.64	2	29.93	+4.7
EtfInfcMLP	AMZA	2.08	35.4	...q	9.00	4.71	881	5.88	+17.1
ETF BioPr n	BBP	...	...	...	46.80	31.02	4	40.10	+14.9
ETF ClinT n	BBC	...	...	...	36.25	20.22	20	25.77	+10.9
InfrCpPfd	PFFR	...	...	...	26.27	21.43	5	23.01	+3.8
EtfNwfMSec	NFLT	1.13e	4.8	...q	25.33	22.19	8	23.68	+1.0
EtfReavUt	UTES	...	...	...q	31.75	30.92		30.97	
Etf VirtEM	EMEM	...	...	...	28.57	20.50		21.83	+4.7
Virt GlFc ef	VGFO	...	...	...	27.82	27.47		27.82	
ETF Virt n	CUMB	...	...	...	25.63	24.08	0	24.78	-.2
ETF PrMtl	GLTR	...	...	...q	68.06	56.32		58.71	
ETFS Com	BCI	...	...	...	25.95	22.35		23.92	
ETFS Comd	BCD	...	...	...	28.39	24.71		25.75	
ETFS EnCm	BEF	...	...	...	29.64	24.12		29.64	
ETFSGold	SGOL	...	...	...q	132.10	113.30		115.06	
ETF Pall	PALL	...	...	...q	107.47	79.61		102.11	
ETF Plat	PPLT	...	...	...q	97.94	71.92		77.37	
EagleCGr	GRF	.50e	2.5	...q	8.45	6.55	1	7.33	+.4
EagleGrInc	EGIF	1.31	9.5	...q	16.90	12.22	23	13.72	+8.7
EagleMat	EXP	.40	.6	16	122.49	57.00	684	67.37	+10.4
EaglePtCr	ECC	.80	5.2	...	20.05	12.16	115	15.31	+7.7
EagleP pfA	ECCA	1.94	7.6	...	26.00	24.10	8	25.59	+1.0
EaglePt 20	ECCZ	1.75	7.0	...	25.78	25.11		25.17	
EaglPt pfB	ECCB	1.94	7.5	...	26.69	24.28	1	25.80	+1.7
EagleP27 n	ECCY	...	...	...	26.75	23.90	2	24.77	+.6
Earthstone	ESTE	...	...	20	11.98	4.21	161	6.33	+40.0
EastGvP n	DEA	1.04	6.1	44	21.49	15.16	265	16.98	+8.3
EstANG wd	NGT/WD	...	...	...					
Eastgrp	EGP	2.88	3.1	41	102.05	77.74	155	94.08	+2.6
EastChem	EMN	2.48f	3.2	10	112.45	67.40	1213	76.45	+4.6
EastCh wt	EMN/WS	...	...	...				.55	
EKodak wt	KODK/WS	...	...	...	2.79	.01		1.15	
EKodk wtA	KODK/WS/A	...	...	...	3.15	.03		.91	
EKodak	KODK	...	...	...dd	13.28	2.20	371	3.25	+27.5
Eaton	ETN	2.64	3.8	16	89.85	64.46	2261	70.19	+2.2
EatVn 22 n	EFL	...	...	...	9.77	8.18	48	8.95	+4.6
EatV Hiln21	EHT	.60	6.4	...	10.10	8.80	107	9.33	+4.6
EV CAMu	EVM	.68	6.6	...q	11.73	9.66	40	10.33	+4.3
EVCAMu2	EIA	.62	6.1	...q	11.67	9.90		10.18	
EVCAMu	CEV	.71	6.1	...q	12.26	10.70	26	11.51	+4.0
EatnVan	EV	1.40f	3.8	12	60.95	32.28	1175	36.81	+4.6
EV EnEq	EOI	1.04	7.7	...q	16.46	11.40	178	13.38	+3.3
EV EEq2	EOS	1.05	6.5	...q	17.95	12.91	197	16.25	+10.8
EV FltRt	EFT	.91	6.9	...q	15.29	12.29	158	13.28	+4.9
EVFltRtIP	EFF	1.13	7.6	...q	17.13	13.89	47	14.91	+4.9
EV LtdDur	EVV	1.22	10.0	...q	13.62	11.28	305	12.24	+2.7
EV MAMu	MAB	.65	5.3	...q	13.97	11.77		12.28	
EVMAMu	MMV	.69	5.3	...q	13.19	11.81	9	12.83	+4.0
EV MIMu	MIW	.71	5.6	...q	13.55	12.16		12.55	
EVMIMu	EMI	.71	5.7	...q	13.09	11.81		12.35	
EVMuniBd	EIM	.77	6.6	...q	12.55	10.90	168	11.56	+2.4
EVMuni2	EIV	.70	6.1	...q	12.39	10.84	19	11.41	+3.6
EVMunTT	ETX	.85	4.3	...q	20.74	17.98	9	19.64	+2.9
EV MuIT	EVN	.85	7.4	...q	12.49	10.74	89	11.53	+1.9
EV NMuOp	EOT	1.03	5.1	...q	23.26	18.35	47	20.01	+7.7
EV NJMu	EMJ	.75	6.1	...q	12.53	11.31	21	12.24	+2.2
EVNJMu	EVJ	.73	6.3	...q	12.04	10.85	10	11.59	+3.6
EVNYMu2	NYH	.69	6.5	...q	11.59	9.97		10.55	
EV NYMu	ENX	.72	6.4	...q	12.36	10.57	58	11.26	+2.4
EVNYMu	EVY	.74	6.2	...q	12.85	11.12	11	11.96	+4.1
EV OHMu	EIO	.70	6.1	...q	12.79	10.82	14	11.60	+2.2
EVOHMu	EVO	.73	5.8	...q	13.15	11.74	44	12.66	+4.3
EV PAMu	EIP	.77	6.5	...q	14.70	11.03	11	11.90	+4.4
EVPAMu	EVP	.73	6.3	...q	12.35	10.72	27	11.58	+4.1
EVRiskMgd	ETJ	1.12	13.0	...q	10.06	7.76	818	8.61	+6.0
EV SrFlt	EFR	.95	7.3	...q	14.95	12.01	147	13.10	+4.4
EV SrInc	EVF	.42	6.9	...q	6.87	5.67	173	6.12	+2.0
EVShDur	EVG	1.08	8.5	...q	14.36	11.85	12	12.69	+1.9
EVTxABdO	EXD	1.16	13.0	...q	10.63	8.24	22	8.90	+4.5
EV TxAd	EVT	1.74	8.6	...q	24.91	17.45	274	20.13	+6.0
EV TxAG	ETG	1.23	8.5	...q	18.45	12.39	243	14.43	+6.6
EV TxAOp	ETO	2.16	10.6	...q	26.83	17.25	47	20.45	+9.0
EV TxDiver	ETY	1.01	9.3	...q	13.05	9.43	396	10.83	+6.2
EVTxMGlo	EXG	.98	12.4	...q	9.84	7.00	763	7.86	+5.4
EVTxBWIn	ETB	1.30	9.1	...q	17.27	12.30	105	14.26	+6.0
EVTxGBW	ETW	1.17	11.9	...q	12.74	8.60	409	9.85	+3.4
EVTxBWOp	ETV	1.33	9.3	...q	16.39	12.38	310	14.36	+6.5
EclipseRs	**ECR**	**...**	**...**	**14**	**2.63**	**.74**	**2999**	**1.01**	-3.8
Ecolab	ECL	1.84f	1.2	32	162.91	125.74	957	149.63	+1.5
Ecopetrol	EC	.16e	.9	...	27.96	15.25	820	18.69	+17.7
Edenor	EDN	...	...	...	63.29	19.05	72	27.53	+1.7
Edgewell	EPC	...	...	20	62.67	35.85	365	37.74	+1.0
EdisonInt	EIX	2.45f	4.1	13	71.00	45.50	1522	59.34	+4.5
EdwLfSci s	EW	...	...	52	175.00	115.23	924	155.11	+1.3
eHiCarSvc	EHIC	...	...	...	14.65	8.80	61	10.16	-3.2
8x8 Inc	EGHT	...	...	...dd	23.50	14.30	354	19.99	+10.8
ElPasoEl	EE	1.44	2.9	21	64.35	48.05	219	50.10	-.1
ElPasE pf	EPpC	2.38	5.4	...	49.34	39.76	15	44.34	+6.2
ElancoAn n	ELAN	...	...	...cc	37.61	28.85	1379	31.59	+.2
EldrGld g rs	**EGO**	**...**	**...**	**6**	**7.35**	**2.74**	**1699**	**3.04**	+4.8
Electrmed	ELMD	...	...	20	7.33	4.60	24	5.07	-.4
ElevCr n	ELVT	...	...	...	11.27	3.71	135	4.90	+9.4
EliLilly	LLY	2.58f	2.2	...dd	119.84	73.69	4280	115.94	+.2
Elk HiQPfd	EPRF	...	...	...	24.10	22.14		23.04	
Elkh LoVl n	LVHB	...	...	...	34.44	29.71		31.33	
ElkFdCm ef	RCOM	...	...	...	30.34	27.21		28.34	
EllieMae	ELLI	...	...	47	116.90	58.49	953	67.59	+7.6
EllingtnF	EFC	1.76	11.2	9	16.84	14.12	51	15.67	+2.2
EllingtRM	EARN	1.36m	12.5	84	12.09	10.14	34	10.89	+6.5
Ellomay	**ELLO**	**...**	**...**	**...**	**11.09**	**7.40**	**0**	**8.60**	+10.0
EllswthFd	ECF	.80e	9.0	...q	10.58	7.59	13	8.85	+3.0
Ellswt pfA	ECFpA	1.31	5.6	...	26.20	21.44	3	23.50	+2.5
eMagin	EMAN	...	...	...dd	2.05	.85	50	.90	-12.6
EAndinA	AKO/A	.68e	3.4	...	28.25	17.17	0	19.78	+4.4
EAndinB	AKO/B	.74e	3.2	...	31.80	19.63	3	22.79	-.1
Embraer	ERJ	.13e	.6	...	28.55	17.99	496	22.65	+2.3
EmerExp n	EEX	.29	2.3	...	22.97	10.76	127	12.80	+3.7
EmergeES	**EMES**	**2.68m**	**...**	**...dd**	**10.45**	**1.38**	**556**	**2.73**	+77.3
EmergBio	EBS	...	...	37	73.89	42.67	376	64.24	+8.4
EmrgBio wi	EBS.WI	...	...	...					
EmersonEl	EMR	1.94	3.1	20	79.70	55.39	2836	62.11	+3.9
EmerR hs	MSN	...	...	...dd	1.55	1.25	2	1.39	-3.5
EmpOPES	ESBA	.34	2.3	...	19.81	11.99	341	14.77	+4.3
EmpOP60	OGCP	.34	2.3	...	19.73	13.75		14.70	-.2
EmpOP250	FISK	.34	2.3	...	19.39	13.68		14.55	+4.3
EmpStRTr	ESRT	.34	2.3	29	19.92	13.66	1426	14.87	+4.5
EmployH	EIG	.80	1.9	15	47.97	38.35	59	42.86	+2.1
EnLinkLP	ENLK	1.56	11.9	...	19.45	10.31	1437	13.15	+19.4
EnableMid	ENBL	1.27	8.3	16	19.27	12.31	267	15.26	+12.8
EnbrdgEPt	EEP	1.40	13.4	12	15.56	8.89		10.43	
Enbridge	ENB	2.28	...	24	40.89	28.82	4914	34.70	+11.6
EnCana g	ECA	.06	.9	11	14.31	5.00	38145	6.62	+14.5
EncompHlth	EHC	1.08	1.7	19	82.46	49.20	736	64.33	+4.3
HlthSth wt	HLS/WS	...	...	...				.57	
EndvSilv g	EXK	...	...	37	3.35	1.76	460	2.23	+3.7
EnerCre wt	ENCR/WS	...	...	...					
EnerCore n	ENCR	...	...	...					
Energizer n	ENR	1.20f	2.5	32	65.57	42.74	433	48.63	+7.7
Engy&Exp	ENXP	...	...	...					
EnFuel grs	UUUU	...	...	...	4.09	1.49	835	3.12	+9.5
EgyTrnsfr	ET	1.22	8.1	18	19.34	11.68	16524	15.10	+14.3
EnerJexR	ENRJ	...	...	...dd	.50	.11		.21	
Enerpls g	ERF	.12e	1.3	12	13.87	6.84	693	9.01	+16.1
EnersisAm	ENIA	.21e	2.2	...	12.11	6.96	2705	9.75	+9.3
EnersAm wi	ENIA/WI	...	...	...				8.16	
EnerChile	ENIC	.22e	4.3	1	6.57	4.18	243	5.11	+3.2
EnerSys	ENS	.70	.9	29	89.72	62.85	176	80.83	+4.1
Engility	EGL	...	...	...cc	38.54	21.19	205	29.03	+2.0
EnLinkLLC	ENLC	1.08f	9.5	10	20.00	8.90	2122	11.46	+20.8
Ennis Inc	EBF	.90	4.4	14	22.98	17.36	142	20.27	+5.3
EnovaIntl	ENVA	...	...	12	39.00	15.60	191	21.63	+11.2
EnPro	NPO	.96	1.5	36	93.68	55.48	104	63.79	+6.1
ENSCO	ESV	.04	.9	...dd	9.51	3.19	10399	4.52	+27.0
Enservco	ENSV	...	...	...	1.50	.33	45	.45	+22.4
EnSync	ESNC	...	...	...	.56	.17	93	.20	+11.6
Entercom	ETM	.36	5.1	9	11.65	5.27	940	7.07	+23.8
EntArk66 n	EAI	1.22	5.2	...	25.14	21.32	17	23.39	+3.0
EntArk 63	EAE	1.19	5.1	...	25.01	21.06	4	23.37	+4.8
EntArk 52	EAB	1.23	5.1	...	25.10	21.61	3	23.90	+4.0
Entergy	ETR	3.64f	4.2	38	90.79	71.95	1484	86.63	+.7
EntLA 66	ELC	1.22	5.1	...	25.02	21.29	8	23.95	+3.9
EntgyLA52	ELJ	1.31	5.2	...	25.67	23.11	6	24.99	+4.2
EntLA 63	ELU	1.18	5.2	...	24.87	20.32	2	22.58	+5.3
EntMS FtM	EMP	...	...	...	25.14	21.15	11	23.34	+5.1
EntgyNO n	ENO	...	...	...	28.45	24.00	4	25.37	+1.5
EntgyNO 52	ENJ	1.25	5.4	...	25.08	20.60	2	23.35	-1.3
EntgyTx64	EZT	1.41	5.6	...	26.65	24.28	2	25.19	+1.2
EntProdPt	EPD	1.73	6.4	20	30.05	23.10	5789	27.09	+10.2
Entravisn	EVC	.20	5.9	34	7.53	2.56	206	3.38	+16.2
EntrResc	EGI	...	...	...	.69	.34	42	.42	+5.8
Envestnet	ENV	...	...	63	64.80	46.57	173	52.05	+5.8
EnviroStr	EVI	.13e	...	...cc	48.45	25.39		37.95	
Enviva n	EVA	2.52f	8.6	...cc	33.20	25.01	24	29.34	+5.7
EnzoBio	ENZ	...	...	...dd	8.37	2.32	151	2.99	+7.6
Equifax	EFX	1.56	1.6	17	138.69	88.68	1183	96.66	+3.8
Equinor n	EQNR	...	...	...	24.48	19.96	1168	22.86	+8.0
EquitMid n	ETRN	...	...	...	23.47	18.25	1724	21.10	+5.4
EquityCmw	EQC	2.50e	...	31	32.66	27.96	527	30.49	+1.6
EqCm pfD	EQCpD	1.63	6.3	...	26.55	25.01	4	25.76	+2.0
EqCm pfE	EQCpE	1.81	...	...					
EqCmw 42	EQCO	1.44	5.7	...	25.58	24.91		25.05	
EqtyLfPrp	ELS	2.20	2.2	29	104.05	79.78	364	98.99	+1.9
EqtyRsd	EQR	2.16	3.2	42	72.75	54.97	1212	67.41	+2.1
EquusTR	EQS	...	...	24q	2.45	1.77	26	1.95	-.5
EraGroup	ERA	...	...	6	14.23	8.11	36	9.99	+14.3
Eros Intl	EROS	...	...	...cc	15.00	6.94	169	9.13	+10.1
EscoTech	ESE	.32	.5	18	71.47	54.35	126	66.10	+.3
Espey	ESP	1.16f	4.7	21	32.55	21.70	10	24.65	-1.1
Essent	ESNT	...	...	7	50.08	31.08	496	37.06	+8.4
EssentPr n	EPRT	...	...	...cc	14.75	13.05	394	14.30	+3.3
EssexPT	ESS	7.44	3.0	44	267.41	214.03	346	248.68	+1.4
▼EsteeLdr	EL	1.72f	1.4	41	158.80	121.64	4445	125.30	-3.7
Esterline	ESL	...	...	49	122.14	67.15	256	120.92	-.4
EtfSilver	SIVR	...	...	...q	17.20	13.58		14.22	
EthanAl	ETH	.76	4.1	13	29.05	17.15	253	18.63	+5.9
Etrac2xMtg	MORL	3.31e	23.4	...q	17.29	11.40	307	14.17	+11.5
Et2xDJDiv	DVYL	3.55e	5.8	...q	77.86	51.25	3	61.17	+7.9
Etr2xHomb	HOML	...	...	...q	68.35	20.45		32.05	+32.0
EtrCrdOil n	OILX	...	...	...	45.74	26.50	3	31.76	+14.7
EtHiDLwV	HDLV	2.57e	10.5	...	31.93	20.43	25	24.48	+10.1
Etr2xSPX	SPLX	...	...	...q	61.68	47.82		57.63	
Etr2xCEFd	CEFL	2.88	21.7	...q	18.25	10.86	149	13.26	+11.1
EtrcDvsHi	DVHL	2.85e	16.7	...q	21.12	14.51	10	17.12	+9.7
EtrWFxEn	LMLP	1.90e	15.6	...	19.00	9.24	34	12.19	+16.6
EtracReit	LRET	2.00e	9.0	...q	27.25	18.85	1	22.14	+5.7
UBS VlHdg	XIVH	...	...	...	82.84	11.86		15.28	
VelShSP46	BSWN	...	...	...	24.95	9.02		10.69	
UBS VIVIX	LSVX	...	...	...	33.40	12.32		14.88	
Etr EnhGl	FIHD	...	...	...	191.45	82.78	20	150.53	+6.4
FI EnhEu n	FIEE	...	...	...	202.02	108.87	2	132.76	+6.7
Etr SP MLP	MLPZ	.06p	...	...	51.00	23.88	1	32.61	+22.8
Etr MLP In	MLPQ	.08p	...	...	44.40	20.08	79	28.37	+21.6
EtrAlerTRt	AMUB	.36p	...	...q	19.27	13.48	0	15.61	+11.8
EtrAlerInf	MLPB	.99e	...	...q	26.40	20.87		23.66	
EtrBCmdty	UCIB	...	...	...q	16.21	13.59		13.65	-9.1
EtrWFBsD	BDCZ	.91e	...	...q	20.92	17.69		18.92	+6.9
Etr2xLevLg	LBDC	2.89e	21.8	...q	18.82	10.48	4	13.25	+13.7
EtrMtgReit	MRRL	1.70e	...	...q	17.19	11.25	110	13.67	+8.8
EtrSCHiDv	SMHD	3.06e	18.4	...q	20.96	11.90	81	16.60	+26.4
Euronav n	EURN	2.41e	...	...dd	10.10	6.77	211	7.72	+11.4
EuroEqFd	EEA	.17e	2.1	...q	10.88	7.45	15	8.10	+4.8
EvansBc	EVBN	.92f	2.8	13	49.23	30.61	2	32.95	+1.4
Eventbr n	EB	...	...	...	40.25	24.67	112	32.00	+15.1
Evercore	EVR	2.00f	2.5	18	117.49	64.37	414	80.04	+11.9
EverestRe	RE	5.60f	2.6	8	264.88	201.09	267	214.44	-1.5
Evergy	EVRG	1.60	2.8	25	61.10	47.06	1334	56.86	+.2
EveriHldgs	EVRI	...	...	...dd	9.82	4.76	745	6.05	+17.5
EversrceE	ES	2.02	3.1	21	70.53	52.76	1660	66.05	+1.6
Evertec	EVTC	.40	1.4	26	30.20	13.50	555	28.40	-1.0
EvolentH n	**EVH**	**...**	**...**	**...dd**	**29.05**	**12.65**	**1297**	**19.20**	-3.8
EvolPetrol	EPM	.40	5.1	13	12.83	6.17	129	7.89	+15.7
EvoquaWt n	AQUA	...	...	...cc	25.36	7.92	816	9.98	+4.0
ExantasCap	XAN	.20	1.9	...dd	12.09	8.51	106	10.27	+2.5
ResCap pfA	RSOpA	2.13	8.6	...				24.57	
ResCap pfB	RSOpB	2.06	8.4	...	25.25	24.07		24.60	
ResCap pfC	RSOpC	2.16	8.3	...	25.99	24.90		25.96	
ETYldShHi	YYY	1.92	11.3	...q	19.65	15.40	38	16.94	+5.6
ExTrRobo	ROBO	.07e	.2	...q	44.32	30.66	163	34.45	+5.8
Ber Gl Rs n	**BRGL**	**...**	**...**	**...**	**28.14**	**21.53**	**1**	**23.61**	+10.0
Ber US Rs n	BERN	...	...	...	30.06	22.88		25.07	+9.1
ExTTactUS	HTUS	...	...	...q	28.56	20.53	2	23.47	+4.6
ETF IndExp	TETF	...	...	...	21.64	15.00	8	16.61	+3.4
ExTrGldE	GHE	...	...	...				26.95	
ExTGldSP	GHS	1.33e	4.0	...	36.05	31.67		33.63	
ETEMeCmc	EMQQ	.02p	...	...q	43.50	25.90	53	29.08	+8.9
Exelon	EXC	1.38	3.0	13	47.40	35.57	4351	45.79	+1.5
Express	**EXPR**	**...**	**...**	**15**	**11.69**	**4.83**	**4512**	**5.13**	+.4
Exterran n	EXTN	...	...	45	33.32	16.67	98	19.66	+11.1
ExtraSpce	EXR	3.44	3.8	22	101.96	77.53	948	89.97	-.6
ExxonMbl	XOM	3.28	4.6	13	89.30	64.65	12963	72.05	+5.7

- F -

Name	Ticker Symbol	Div	Yield	PE	52-week High	52-week Low	Vol 1000s	Last	YTD %Chg
FB Finl n	FBK	.24	.7	13	45.43	32.66	31	36.00	+2.8
FBL Fn	FFG	1.84	2.7	16	85.70	63.66	16	68.95	+5.0
FCB Fin	FCB	...	...	11	62.95	31.52		33.58	
FGL Hldg n	FG	...	...	...	10.74	5.93	1333	7.59	+14.0
FGL Hld wt	FG/WS	...	...	...	1.54	1.42		1.48	
FMC Corp	FMC	1.60f	2.0	15	98.70	69.36	599	80.67	+9.1
FNBCp PA	FNB	.48	4.5	11	14.92	9.35	2471	10.66	+8.3
FNB FL pfE	FNBpE	...	...	...	30.00	24.42	6	26.65	+2.8
FTFQAntiB	BTAL	...	...	...q	23.38	18.31	65	21.20	-4.1
FTFQMom	**MOM**	**...**	**...**	**...q**	**30.48**	**23.71**	**0**	**23.80**	-3.7
FTFQuSize	SIZ	...	...	...q	20.44	18.64		18.75	+.3
FTFQValu	CHEP	...	...	...q	26.85	21.11		21.94	+2.2
FTFQHgDiv	DIVA	1.08e	2.9	...q	25.74	22.95	2	23.76	+3.0
FqfOAsiaDv	OASI	.43e	...	...q	31.31	27.53		28.47	
FqfOEurDiv	OEUR	.15e	...	...q	26.90	23.41		23.50	
FQFO USDv	OUSA	.20e	...	...	33.39	29.40		30.51	
FS KKR	FSK	.76	12.6	7	8.24	5.32	1784	6.01	+12.1
FTE Net n	**FTNW**	**...**	**...**	**...**	**26.25**	**1.91**	**177**	**2.67**	+14.1
FTI Cnslt	FCN	...	...	29	81.91	39.57	349	67.65	+1.5
FTS Intl n	FTSI	...	...	...	22.60	5.96	727	7.66	+7.7
▲Fabrinet	FN	...	...	23	54.70	24.02	812	55.93	+9.0
FactsetR	FDS	2.56	1.2	24	237.95	184.48	175	205.07	+2.5
FairIsaac	FICO	.08	...	45	241.10	153.61	207	204.31	+9.3
FairmSant	FMSA	...	...	35	6.39	3.85		5.63	
FangHldg	**SFUN**	**.20e**	**10.2**	**1**	**5.69**	**1.20**	**5049**	**1.96**	+37.1
FarPtAc un	FPAC/U	...	...	...	10.45	9.34		10.12	+.3
Farfetch n	FTCH	...	...	...	32.40	15.98	648	19.14	+8.1
Farmland	FPI	.20m	3.3	54	9.19	4.45	286	5.99	+31.9
Farmln pfB	FPIpB	1.50	7.0	...	25.85	17.30	8	21.46	+15.9
FedExCp	FDX	2.60	1.5	9	274.66	150.94	1955	170.12	+5.4
FedAgric	AGM	2.32	3.4	...	99.11	55.64	19	67.71	+12.0
FdAgricA	AGM/A	2.32	3.6	19	87.76	53.95	0	63.92	+12.2
▼FAgMt pfA	AGMpA	1.47	6.0	...	25.95	24.50	5	24.50	-.4
FAgMt pfB	AGMpB	1.72	6.5	...	27.45	25.52	3	26.31	+1.7
FAgMt pfC	AGMpC	1.50	5.9	...	27.90	23.13	2	25.52	+7.8
FedRlty	FRT	4.08	3.3	21	135.68	106.41	356	123.70	+4.8
FedRlt pfC	FRTpC	1.25	5.8	...	25.09	20.51	11	21.73	+4.2
FedSignl	FSS	.32f	1.5	21	28.32	18.37	271	21.63	+8.7
FedInvst	FII	1.08	4.2	9	36.76	22.06	605	25.91	-2.4
FedPMu	FMN	.88	6.9	...q	14.23	12.11	17	12.77	+4.1
Ferrari n	RACE	...	...	...	149.85	93.85	298	110.79	+11.4
Ferrellgs	FGP	.40	32.0	...dd	4.60	.53	430	1.25	+133.6
Ferro	FOE	...	...	13	25.06	14.59	467	16.86	+7.5
FiatChrys	FCAU	...	...	...	24.95	14.01	5256	16.01	+10.7
FibriaCelu	FBR	.09e	.5	...	22.05	14.87		17.01	-1.2
FidCorpBd	FCOR	1.58	3.3	...q	50.91	46.30	6	47.87	+.5
FidLtdTm	FLTB	.98	2.0	...q	50.99	48.96	48	49.31	-.2
FidTotBd	FBND	1.20e	2.5	...q	50.25	47.89	74	48.70	+.4
FidCnsDis	FDIS	.40e	1.0	...q	45.84	35.37	141	40.71	+6.2

Continued on **next page**

Continued from **previous page**

NYSE

Name	Ticker Symbol	Div	Yield	PE	52-week High	52-week Low	Vol 1000s	Last	YTD %Chg
FidCnsStpl	FSTA	.87e	2.8	...	35.47	29.04	87	30.96	+1.5
FidEnergy	FENY	.53e	3.1	...q	22.21	14.51	182	17.11	+9.5
FidFinan	FNCL	.60e	1.7	...q	43.90	32.10	93	35.68	+3.2
FidHlthCre	FHLC	.70e	1.7	...q	47.18	38.45	269	42.28	+2.3
FidIndls	FIDU	.56e	1.6	...q	41.28	30.50	57	34.67	+5.8
Fid Val n	FVAL	...	...	...	35.47	28.05	20	31.15	+4.8
Fid Qual n	FQAL	...	...	...	35.05	28.26	13	31.12	+4.0
FidInfoTch	FTEC	.42e	.8	...q	60.90	45.74	192	50.85	+3.3
Fid Moment	FDMO	...	...	...	35.68	27.71	70	30.89	+4.2
Fid LowVol	FDLO	...	...	...	34.00	28.31	33	30.77	+2.5
Fid RisR n	FDRR	...	...	...	32.80	27.06	71	29.52	+2.9
Fid CoreD n	FDVV	...	...	...	31.13	25.77	74	28.36	+4.0
FidMsciRE	FREL	.86e	3.7	...q	25.45	21.34	75	23.26	+3.9
FidUtils	FUTY	1.21e	3.4	...q	37.63	30.99	413	35.23	+1.0
FidTelecm	FCOM	.76e	2.5	...q	32.00	26.70	39	30.36	+6.6
FidelMatls	FMAT	.53e	1.8	...q	37.11	26.49	13	29.71	+4.6
FidlNatFn	FNF	1.28f	3.8	13	42.52	29.50	1449	34.01	+8.2
FidNatInfo	FIS	1.28	1.2	19	110.83	92.12	2116	103.83	+1.2
FidClayOp	FMO	1.72f	16.4	...q	15.43	8.24	118	10.48	+17.9
Fieldpt wt	FPP/WS	...	...	...				.00	
FifthStF 24	FSCE	1.47	5.8	...				25.15	
58.com	WUBA	...	...	41	89.90	50.30	798	57.08	+5.3
FstAccept	FAC	...	...	...dd	1.24	.78		.81	
FstAFin n	FAF	1.52	3.2	19	62.71	41.96	576	47.58	+6.6
FtBcp pfA	FBPpA	...	...	...				12.30	
FtBcp pfB	FBPpB	...	...	...				12.00	
FtBcp pfC	FBPpC	...	...	...				12.07	
FtBcp pfD	FBPpD	...	...	...				12.69	
FtBcp pfE	FBPpE	...	...	...				12.03	
FstBcpPR	FBP	...	...	30	9.68	5.04	906	8.94	+4.0
FstCash	FCFS	1.00f	1.3	29	95.40	68.30		77.22	
FstCwlth	FCF	.36	2.8	16	17.91	11.33	298	12.85	+6.4
FstData n	FDC	...	...	9	26.62	14.73	8769	17.55	+3.8
FstHorizon	FHN	.48	3.4	12	20.75	12.30	3176	14.19	+7.8
FstHrz pfA	FHNpA	1.55	6.2	...	25.55	24.14	8	25.16	+2.4
FstInRT	FR	.87	2.9	20	34.04	27.30	667	30.13	+4.4
FMajSilv g	AG	...	...	...dd	8.48	4.59	1707	6.06	+2.9
FstRepBk	FRC	.72	.8	18	106.75	79.42	1533	86.05	-1.0
FstRep pfB	FRCpB	1.55	6.0	...				25.63	
FstRep pfD	FRCpD	1.38	5.7	...	25.84	21.79	4	24.07	+6.3
FstRep pfE	FRCpE	1.75	6.9	...	26.66	25.22		25.32	
FstRep pfF	FRCpF	1.43	5.7	...	26.26	23.14	10	25.19	+3.3
FtRepB pfH	FRCpH	1.28	5.7	...	25.47	20.45	6	22.58	+5.8
FtRpBk pfG	FRCpG	...	...	...	26.67	21.61	12	24.18	+7.4
FtTr 22 n	FIV	...	...	...	9.54	8.23	99	8.87	+7.4
FtTrGlob	FAM	.90	9.2	...q	11.94	9.05	15	9.73	+4.5
FT MCGr	FNY	.15e	.4	...q	47.20	33.36	20	38.63	+6.7
FT MCVal	FNK	.40e	1.2	...q	37.99	28.81	8	32.69	+7.3
FT Austrla	FAUS	.80e	2.7	...q	34.27	27.65		29.14	+4.9
FT SCGr	FYC	.04e	.1	...q	53.19	37.21	35	42.84	+6.8
FT SCVal	FYT	.26e	.8	...q	40.30	29.38	6	33.87	+9.4
FT MegaCp	FMK	.44e	1.3	...q	37.50	30.20	1	33.20	+3.7
FTEurSelDv	FDD	1.09e	8.8	...q	14.79	11.60	168	12.41	+3.9
FTDJMic	FDM	.49e	1.1	...q	53.34	38.67	8	43.39	+6.9
FT DynEq	FDEU	1.45	10.6	...q	20.20	12.38	33	13.65	+9.0
FtTEqCom	ERM	...	...	...	23.79	18.87	3	19.84	-.5
▼FtT EqTact	TERM	...	...	...	23.97	18.61	21	18.58	-7.4
FT PfdSec	FPE	1.02e	5.6	...q	20.11	17.76	1169	18.37	+2.3
FT HeitGl	PRME	...	...	...	21.67	17.66	1	18.77	+4.6
FT EM Sl n	RNEM	...	...	...	59.26	45.46	0	50.10	+4.3
FT LgShEq	FTLS	.16e	.4	...q	41.72	35.84	15	37.70	+1.6
FT PfInc n	FPEI	...	...	...	20.25	17.96	31	18.37	+.7
FT VolIn n	HDMV	...	...	...	36.34	29.99	4	31.99	+3.6
FT VolD n	HUSV	...	...	...	24.32	21.02	218	22.61	+1.8
FTEgyInco	FEN	2.32	11.0	...q	28.00	17.81	107	21.00	+12.2
FTEnInfra	FIF	1.32a	9.1	...q	18.90	12.26	115	14.46	+12.5
FtTrEnEq	FFA	.96	7.0	...q	16.73	12.06	41	13.65	+5.7
FTArcaBio	FBT	...	...	...q	159.85	113.43	181	140.31	+13.0
FTDJInet	FDN	...	...	...q	147.73	107.06	678	125.74	+7.8
FtTVixTail	VIXH	...	...	...				26.06	
FT RNG	FCG	.22e	1.3	...q	24.67	13.51	218	17.03	+15.9
FT ConDis	FXD	.30e	.8	...q	45.57	34.81	92	39.25	+6.5
FT ConStap	FXG	.75e	1.7	...q	51.57	40.39	55	44.25	+4.9
FT Engy	FXN	.33e	2.5	...q	18.22	10.61	196	13.09	+13.7
FT Fincl	FXO	.65e	2.3	...q	32.97	25.33	362	28.28	+4.7
FT HlthCr	FXH	...	...	...q	85.31	63.84	199	71.89	+4.4
FT IndPrd	FXR	.16e	.4	...q	43.24	31.94	194	36.12	+6.0
FT Matls	FXZ	.37e	1.0	...q	46.43	31.35	28	35.81	+6.8
FT Tech	FXL	.13e	.2	...q	64.83	48.13	271	54.93	+4.5
FT Utils	FXU	.67e	2.4	...q	29.08	23.46	516	27.40	+2.3
FTDJGlDiv	FGD	1.42e	6.2	...q	28.07	20.97	72	23.08	+5.6
FT GlbRE	FFR	.75e	1.7	...	46.66	40.76	2	43.69	+4.4
FT NAEngy	EMLP	.93e	4.1	...q	25.00	20.40	563	22.89	+6.7
FT HiLgSh	FSD	1.20	8.6	...q	16.88	12.67	173	13.98	+6.2
FT USIPO	FPX	.32e	.5	...q	75.99	57.82	101	65.98	+6.3
FTChnd	FNI	.19e	.6	...q	43.90	29.74	9	32.77	+6.2
FT Dow30 n	EDOW	...	...	...	23.96	19.75	6	21.97	+3.1
FT EngCn	FLM	.58e	1.2	...q	63.91	43.79	1	48.95	+6.6
FT WindEn	FAN	.46e	3.3	...q	13.84	13.35		13.81	
FT Wtr	FIW	.21e	.5	...q	51.71	41.21	32	46.05	+4.9
FT RNG rs	FCG/WI	...	...	...q					
FT IntPfd	FPF	1.95	9.6	...q	24.39	18.15	196	20.40	+3.0
FT LCCore	FEX	.58e	1.1	...q	63.26	48.89	71	54.62	+4.8
FT LCGr	FTC	.24e	.4	...q	70.93	53.12	123	60.05	+4.8
FT LCVal	FTA	.82e	1.7	...q	57.69	43.60	192	48.47	+4.8
FT MLP&E	FEI	1.42	12.8	...q	16.50	9.10	400	11.10	+14.4
FT MCCore	FNX	.51e	.8	...q	73.11	54.08	101	61.83	+6.9
FTMstrDv	FDL	.79e	2.8	...q	31.14	25.76	274	28.02	+2.9
FTFutStrt	FMF	...	...	...	51.53	37.80	1	45.14	-1.2
FstTrMtg	FMY	1.02	7.6	...q	14.34	12.74	6	13.45	+3.3
FT MultCG	FAD	.20e	.3	...q	77.78	56.57	6	64.83	+5.8
FT MultCV	FAB	.45e	.9	...q	59.34	45.40	24	50.97	+6.6
FT MLPEn	FPL	1.26	15.0	...q	13.49	6.94	313	8.40	+12.6
FT REIT	FRI	.39e	1.7	...q	24.38	20.20	47	22.45	+3.8
FT SCCore	FYX	.38e	.6	...q	70.45	50.98	88	58.50	+8.0
FTSpecFin	FGB	.70	12.0	...q	6.65	4.73	70	5.81	+11.5
FTStrHi2	FHY	1.32	11.1	...q	12.87	11.83		11.90	
FTrVL100	FVL	.05e	.3	...q	25.04	17.85	2	19.28	+2.6
FTrVLDv	FVD	.57e	1.9	...q	32.20	27.59	890	29.89	+2.8
FT EmOp	FEO	1.40	10.7	...q	17.42	11.76	14	13.05	+7.3
FTrSenFlt	FCT	.72	6.1	...q	13.42	10.85	168	11.79	+5.8
FirstEngy	FE	1.52f	3.9	8	39.88	29.34	4078	38.58	+2.7
Fitbit n	FIT	...	...	...dd	7.79	4.23	2385	5.72	+15.1
500.com	**WBAI**	**...**	**...**	**59**	**23.22**	**5.22**	**354**	**13.22**	+74.4
FvPntHld n	FPH	...	...	...dd	15.04	6.64	133	8.08	+16.4
FlagstarB	FBC	...	...	21	40.06	25.30	177	29.17	+10.5
F&C DynPf	DFP	1.92	8.9	...q	26.94	19.05	83	21.57	+5.9
FlrtyPfdInc	PFD	1.08	8.7	...q	15.07	10.74	60	12.42	+7.5
FlrtyPfdOp	PFO	.88	7.9	...q	12.09	9.31	14	11.08	+5.2
FlrtyPfdSc	FFC	1.63	9.3	...q	20.22	15.82	103	17.59	+5.1
FlrtyTotR	FLC	1.63	9.1	...q	22.00	16.35	12	17.90	+4.0
Flanign	BDL	.25f	1.0	12	29.00	20.60	2	24.60	-4.9
Fleetcor	FLT	...	...	24	230.24	172.18	564	190.06	+2.3
FlexUSTilt	TILT	1.74e	1.7	...q	121.42	93.77	21	105.10	+5.0
FlxEmgTilt	TLTE	1.26e	2.5	...q	65.59	46.04	32	50.10	+4.4
FlxUpstNR	GUNR	.67e	2.2	...q	35.54	28.03	624	31.00	+5.9
Flx3yrTips	TDTT	.39e	1.6	...q	24.42	23.71	68	23.91	+.4
Flx5yrTips	TDTF	.54e	2.2	...q	24.94	23.80	110	24.21	+.4
FlxCoreSl n	BNDC	...	...	...	25.03	22.92	6	24.05	+.3
FlexEMTilt	TLEH	...	...	...q	33.14	25.54	0	27.15	+4.3
FlxDMTilt	TLDH	...	...	...q	30.34	23.79	0	25.78	+4.8
FlxGlbQRE	GQRE	1.33e	2.3	...q	63.88	53.62	23	58.10	+4.7
FlxGblInfr	NFRA	.95e	2.1	...q	49.99	41.93	19	45.96	+5.2
FlxDevTilt	TLTD	1.88e	3.2	...q	73.71	53.17	24	58.57	+5.5
FlxIntDvDf	IQDE	1.15e	5.4	...q	27.04	19.86	8	21.36	+4.4
FlxIntDvDy	IQDY	1.02e	4.5	...q	30.65	21.08	2	22.85	+5.2
FlxIntlDiv	IQDF	1.01e	4.6	...q	28.63	20.28	64	21.99	+4.5
FlxQDvDef	QDEF	1.19e	2.9	...q	47.58	37.17	19	40.59	+2.7
FlxQDvDyn	QDYN	1.22e	3.0	...q	47.20	36.37	0	40.20	+4.0
FlxQualDv	QDF	1.22e	3.0	...q	48.14	37.29	100	41.16	+3.4
FlxRdyAcc	RAVI	1.23	1.6	...q	77.67	74.88	61	75.10	+.1
FlexSolu	FSI	...	...	...dd	2.10	1.23	3	1.36	+.9
Flor&Dec n	FND	...	...	32	58.28	23.30	706	31.09	+20.0
Flotek	FTK	...	...	...dd	6.77	.95	335	1.41	+29.4
FlowrsFds	FLO	.72	3.7	20	22.82	17.78	872	19.10	+3.4
Flowserve	FLS	.76	1.8	...cc	56.86	35.88	781	41.63	+9.5
TigerM wt	IDI/WS	...	...	...				.07	
Fluor	FLR	.84	2.3	27	62.09	29.78	1328	36.12	+12.2
FlyLeasing	FLY	1.00	8.8	11	15.32	10.42	111	11.35	+7.5
FEMSA	FMX	.74e	.8	...	101.12	80.86	908	93.07	+8.2
FootLockr	FL	1.38	2.5	31	59.40	38.17	2265	55.72	+4.7
FordM	F	.60a	6.9	4	13.48	7.41	39466	8.67	+13.3
Forestar	FOR	...	...	10	26.39	12.77	76	15.66	+13.1
ForsightEn	FELP	.13	...	...dd	4.40	3.19	2	3.43	-2.0
Fortis n	FTS	1.80	5.2	...	36.76	30.88	405	34.35	+3.0
Fortive n	FTV	.28	.4	...	88.34	62.89	1201	69.88	+3.3
FortTrInf n	FTAI	1.32	8.9	...cc	20.13	12.84	66	14.82	+3.3
FortunaSlv	FSM	...	...	16	6.08	3.16	899	3.74	+2.7
FBHmSec	FBHS	.88f	2.1	14	73.62	35.27	1550	42.58	+12.1
ForumEn	FET	...	...	10	17.95	3.51	666	5.45	+32.0
FoundBld n	FBM	...	...	...	16.40	7.62	61	9.75	+17.3
FourCorP s	FCPT	1.15f	4.4	21	28.54	21.28	299	26.03	-.6
FourSeEd n	FEDU	3.32	126.7	3	10.15	2.40	6	2.62	+6.5
FrancoN g	FNV	.96	1.4	65	80.21	58.26	546	69.80	-.5
FrankCov	**FC**	**...**	**...**	**...dd**	**31.20**	**20.52**	**147**	**23.85**	+6.8
FrankFn n	FSB	.40p	...	12	41.50	25.25	77	27.96	+6.0
FrankLibInt	FLQH	...	...	...	26.03	21.81	3	23.14	+3.4
FrankLibEm	FLQE	...	...	...	35.59	27.47	120	28.99	+2.7
FrankLibGl	FLQD	...	...	...	30.47	24.66	1	26.69	+4.2
FrankLbGlE	FLQG	...	...	...	32.51	26.09	0	28.53	+4.1
FrnL LoV n	FLLV	...	...	...	33.45	28.16	4	30.02	+2.7
FrnkLInvGr	FLCO	...	...	...	24.75	22.86	0	23.28	+.9
FrnL IntO n	FLIO	...	...	...	31.52	23.43	0	25.54	+5.7
FrkL US Eq	FLQL	...	...	...	31.59	26.19	2124	28.60	+3.5
FrankL Mun	FLMB	...	...	...	24.97	23.76	0	24.57	+.5
FrnkL MunO	FLMI	...	...	...	25.00	24.05	1	24.47	+.6
FrkL US Sm	FLQS	...	...	...	30.76	23.87	11	26.32	+5.1
FrkL USMid	FLQM	...	...	...	30.41	25.05		26.99	+3.3
FrankRes	BEN	1.04f	3.4	10	45.96	27.34	3602	30.47	+2.7
FrkShDGv	FTSD	1.55e	...	...q					
FrkStPrp	FSP	.36f	5.2	9	10.74	5.87	387	6.90	+10.8
FrkLtdDur	FTF	.74	7.9	...q	12.05	8.60	85	9.43	+4.5
FrkUnv	FT	.47	7.2	...q	7.17	6.05	18	6.57	+3.5
FranksIntl	FI	.30	5.1	...	9.75	4.80	335	5.94	+13.8
FrptMcM	FCX	.20	1.7	7	20.25	9.60	19459	11.51	+11.6
FresenMd	FMS	.51e	1.5	...	57.94	30.99	235	34.31	+5.9
FDelMnt	FDP	.60	1.9	13	52.43	26.81	173	30.80	+8.9
FriedmInd	FRD	.24	3.0	...dd	11.47	5.24	10	8.13	+15.3
Frontlne rs	**FRO**	**.60e**	**...**	**...dd**	**8.33**	**3.79**	**580**	**5.81**	+5.1
FullerHB	FUL	.62f	1.4	19	59.58	39.61	473	44.80	+5.0
FutureFuel	FF	.24a	1.5	20	18.97	11.32	182	16.27	+2.6

- G -

Name	Ticker Symbol	Div	Yield	PE	52-week High	52-week Low	Vol 1000s	Last	YTD %Chg
GAMCO s	GBL	.08	.4	...	30.44	16.26	10	18.71	+10.8
GATX	GATX	1.76f	2.4	14	91.12	61.00	191	72.46	+2.3
GATX 66	GMTA	...	...	...	26.75	20.57	13	23.90	+8.9
GCP ApT n	GCP	...	...	52	34.79	22.49	474	25.10	+2.2
GDL Fund	GDL	.64	6.9	...q	9.99	8.54	27	9.28	+1.2
GDLFd pfB	GDLpB	1.50	3.0	...	50.75	49.99		50.06	
GGP Inc pfA	GGPpA	1.59	6.5	...	25.30	23.55		24.39	
GMAC CpT	ALLYpA	2.03	8.0	...	26.87	24.91	137	25.50	+.6
GMS Inc n	GMS	...	...	13	38.88	13.61	525	18.68	+25.7
GNC	GNC	.80	29.2	2	5.71	2.14	746	2.74	+15.6
GP Strat	GPX	...	...	25	26.80	11.77	42	13.80	+9.4
GTT Comm	GTT	...	...	...dd	62.32	21.68	283	25.95	+9.7
GabCvInc	GCV	.48	10.1	...q	6.95	3.99	52	4.73	+7.7
GabCv pfB	GCVpB	1.50	5.8	...	26.48	25.46	1	25.99	+.8
GabDvInc	GDV	1.32	6.8	...q	24.97	16.92	320	19.38	+5.9
GabDiv pfA	GDVpA	1.47	5.8	...	26.41	25.14	0	25.50	+.3
GabDiv pfD	GDVpD	1.50	5.9	...	26.70	25.06	0	25.56	+.5
GabDiv pfG	GDVpG	1.31	5.4	...	25.66	23.63	5	24.35	+2.6
GabelliET	GAB	.60	10.9	...q	6.65	4.75	451	5.50	+7.8
GabllE pfD	GABpD	1.47	5.7	...	26.30	24.68	0	25.65	+1.3
GabllE pfG	GABpG	1.25	5.4	...	25.04	21.12	2	23.00	+1.7
Gabeli pfJ	GABpJ	...	...	...	25.89	24.11	1	25.15	+1.5
GabEq pfH	GABpH	1.25	5.4	...	25.16	20.86	4	22.99	+1.2
GabGSmM	GGZ	...	...	...	13.21	9.39	20	10.69	+9.3
GabGSm pfA	GGZpA	1.36	5.5	...	27.63	23.00	1	24.63	+1.1
GabGUtil	GLU	1.20	7.1	...q	21.96	15.03	56	16.88	+4.8
GabGUtil pf	GLUpA	3.00	6.2	...	55.40	43.26		48.55	+.1
GabGoAn n	GGO	...	...	...	24.74	14.10		14.16	+.4
GabGo pfA	GGOpA	...	...	...	45.00	41.65		42.00	
GabHlthW	GRX	.52	5.3	...q	11.15	8.76	15	9.83	+6.3
GabHW rt	GRXr	...	...	...				.40	
GabHlt pfA	GRXpA	1.44	5.7	...	25.89	24.10	0	25.35	+1.0
GabHlt pfB	GRXpB	1.47	5.8	...	26.61	25.20	0	25.45	+.1
GabMultT	GGT	.88e	11.3	...q	10.09	6.90	88	7.82	+10.8
GabMT pfB	GGTpB	1.50	5.8	...	26.55	25.08		25.66	+1.4
GabMul pfE	GGTpE	...	...	...	25.10	22.07		23.15	+1.4
GabUtil	GUT	.60	9.5	...q	7.20	5.68	139	6.32	+6.4
GabUt pfA	GUTpA	1.41	5.4	...	25.99	24.71		25.94	+3.1
GabUtil pfC	GUTpC	...	...	...	26.03	23.75	1	24.89	+3.0
Gafisa rs	GFA	...	...	...	12.40	5.12		8.27	
Gain Cap	GCAP	.24	3.7	10	10.50	6.03	239	6.47	+5.0
Gallaghr	AJG	1.64	2.2	28	79.03	62.96	591	73.69	
GamGldNR	GGN	.84	20.5	...q	5.50	3.51	611	4.10	+10.8
GamGld pfB	GGNpB	1.25	5.5	...	24.89	21.25	1	22.80	+4.3
GamNRG&I	GNT	.84	15.8	...q	6.92	4.52	55	5.32	+7.5
GamNR pfA	GNTpA	1.30	5.8	...	25.14	21.60	4	22.52	+1.9
GameStop	GME	1.52	9.5	...dd	20.31	11.56	2905	15.96	+26.5
Gannett n	GCI	.64	6.6	...cc	12.23	8.37	955	9.70	+13.7
Gap	GPS	.97	3.8	11	35.68	24.25	6405	25.25	-2.0
GardDnv n	GDI	...	...	...	38.00	18.70	1008	22.49	+10.0
GarrtMot n	GTX	...	...	...	18.65	11.01	1082	13.12	+6.3
Gartner	IT	...	...	39	161.21	111.57	486	128.24	+.3
GasLogPt	GLOP	2.09f	9.7	10	25.99	17.97	90	21.58	+9.0
GasLPt pfA	GLOPpA	...	...	...	26.80	18.75	15	23.51	+7.6
GasLg pf B	GLOBpB	...	...	...	23.51	17.85	9	22.59	+11.1
GasLog pfC	GLOPpC	2.13	9.4	...	24.70	18.16	8	22.68	+11.9
GasLog	GLOG	.60f	3.2	27	23.14	15.75	295	18.55	+12.7
GasLog pfA	GLOGpA	2.19	8.6	...	28.20	24.10	8	25.50	+.4
Gastar pfA	GSTpA	2.16	71.8	...	19.10	2.35		3.01	
Gastar pfB	GSTpB	2.69	89.7	...	21.88	2.34		3.00	
GatesInd n	GTES	...	...	20	20.29	12.20	218	14.71	+11.1
GazitGlobe	GZT	.37e	5.0	5	10.99	6.78	4	7.46	+7.5
GeeGroup	**JOB**	**...**	**...**	**...dd**	**3.25**	**.54**	**23**	**.94**	+33.7
GencoSh rs	GNK	...	...	...dd	20.07	7.28	164	9.00	+14.1
Generac	GNRC	...	...	16	60.70	42.96	176	53.26	+7.2
GAInv	GAM	1.15e	1.1	...q	37.33	27.00	79	29.83	+4.9
GAInv pfB	GAMpB	1.49	5.8	...	26.82	25.25	2	25.83	+.4
GenDynam	GD	3.72	2.3	17	230.00	143.87	1131	162.43	+3.3
GenElec	**GE**	**.04m**	**.4**	**...dd**	**19.39**	**6.66**	**112182**	**8.94**	+18.1
GECap5-53	GEK	1.18	4.8	...	25.25	22.61		24.50	
GECap 1-53	GEH	1.22	4.9	...	25.27	22.60		25.05	
GEC 10-52	GEB	1.22	4.9	...	25.13	22.48		25.10	
GenMills	GIS	1.96	4.7	12	60.69	36.42	8280	41.42	+6.4
GenMoly	GMO	...	...	...dd	.46	.16	88	.27	+20.4
GenMotors	GM	1.52	4.4	...dd	45.52	30.56	9095	34.73	+3.8
GMot wtB	GM/WSB	...	...	...	27.57	24.95		25.44	
Gensco	GCO	...	...	13	51.85	32.00	598	46.92	+5.9
GenesWyo	GWR	...	...	26	92.91	67.61	422	77.89	+5.2
GenesisEn	GEL	2.88f	13.6	...cc	25.87	17.55	610	21.24	+15.0
GenesisHlt	GEN	.24	15.7	...dd	2.86	.73	148	1.53	+29.7
GenieEn n	GNE	.30	3.7	...	8.83	3.82	439	8.01	+32.8
GenieE pfA	GNEpA	.64	8.3	...	7.86	6.54	23	7.68	+2.5
Genpact	G	.30	...	18	34.79	25.48	488	27.70	+2.6
GenuPrt	GPC	2.88	3.0	21	107.75	85.80	670	97.06	+1.1
Genworth	GNW	...	...	3	4.93	2.66	2164	4.77	+2.4
GeoGrp s	GEO	1.88	8.6	13	28.06	18.43	529	21.80	+10.7
GeoPark	GPRK	...	...	...	21.88	9.22	343	16.58	+20.0
GaPw 77 n	GPJA	...	...	...	25.33	20.65	58	22.48	+6.0
Gerdau	GGB	.02e	.5	...	5.32	3.37	9066	4.18	+11.2
GerNew	GF	1.23e	.6	...q	17.10	11.05	14	12.74	+8.9
GettyRlty	GTY	1.40f	4.7	16	32.13	22.68	77	29.89	+1.6
GigCapit n	GIG	...	...	...	10.22	9.60		10.15	+.5
GigCapit rt	GIGr	...	...	...					
GigCapit wt	GIG/WS	...	...	...					
Gildan s	GIL	.45	1.4	18	34.40	25.33	888	31.86	+4.9
Glatfelter	GLT	.52	4.4	9	23.85	9.29	458	11.77	+22.2
Glaukos n	GKOS	...	...	...	70.91	25.55	371	59.12	+5.3
GlaxoSKln	GSK	2.89e	7.3	...	42.36	34.89	2945	39.36	+3.0
GblBrCopp	BRSS	.36f	1.3	14	39.05	24.06	95	27.66	+10.0
GlbMed n	GMRE	.20p	...	...cc	10.05	6.34	83	9.40	+5.7
GlMed pfA	GMREpA	1.88	7.4	...	25.87	22.03	13	25.40	+3.8
GlobNetL n	GNL	.94	4.8	32	22.53	15.55	536	19.72	+11.9
GlNetL pfA	GNLpA	1.81	7.7	...	26.22	21.74	11	23.50	-4.8
GlobPtrs	GLP	1.90	11.2	...dd	21.05	13.63	48	17.01	+4.4
GlobPtr pfA	GLPpA	2.44	9.9	...	25.80	22.95	6	24.59	+3.4
GlobPay s	GPN	.04	...	37	129.25	94.81	1288	110.25	+6.9
GlbShipLs	GSL	.40	50.6	...dd	1.53	.50	14	.79	+27.4
GlbShip pfB	GSLpB	2.19	10.5	...	25.25	15.60	5	20.81	+3.3
GlbXNordic	GXF	.83e	4.0	...q	24.52	18.61	1	20.52	+4.5
GbXSpDvE	SDEM	.63e	...	...q	17.90	12.40	338	13.10	+3.1
GbXUSRota	SCTO	.12p	...	...q	28.03	22.09		22.92	-.3
GblXEffic	EFFE	.16p	...	...q	27.69	24.46	0	24.50	-.4
GblXPortgl	PGAL	.36e	3.4	...q	13.33	9.88	2	10.60	+5.2
GblXColum	GXG	.41e	4.8	...q	11.51	7.60	13	8.57	+10.0
GblXEmFtr	EMFM	.40e	1.9	...q	26.16	19.43	6	20.59	+4.7
GbXMLP&E	MLPX	.60	4.9	...q	14.60	10.29	424	12.33	+12.8
GblXChMat	CHIM	.24e	1.6	...q	24.12	14.21		14.82	+1.4
GblXArg	ARGT	.09e	.3	...q	38.46	21.75	15	26.14	+11.4
GblXSDvUS	DIV	1.93	8.2	...q	25.64	21.62	106	23.47	+4.7
GXSupInPf	SPFF	.99	8.8	...q	12.33	10.83	27	11.28	+2.2
GblXGuru	GURU	.28e	1.0	...q	33.04	26.07	5	29.01	+5.1
GbXGreece	GREK	.13e	1.7	...q	11.56	6.77	188	7.43	+7.7
GblXChCon	CHIQ	.12e	.9	...q	19.98	12.56	5	13.66	+5.3
GblX MLP	MLPA	.90e	10.4	...q	10.88	7.27	1180	8.66	+12.9
GblXFertil	SOIL	.25e	2.6	...q	11.01	8.58	2	9.45	+6.6
GblXChiEn	CHIE	.41e	3.7	...q	13.77	10.22	0	11.09	+2.9
GblXSupDv	SDIV	1.42e	7.4	...	22.60	16.66	255	18.44	+7.8
GblXChiFn	CHIX	.34e	2.2	...q	21.04	14.29	4	15.22	+4.0
GbXSEAsia	ASEA	.42e	2.6	...q	18.44	14.66	61	16.03	+5.2
GblXPakist	PAK	...	...	...q	13.77	7.90	24	8.70	+7.8
GblXChiInd	CHII	.35e	2.6	...q	16.45	12.33		13.32	-.4
GblXNorway	NORW	.83e	6.7	...q	15.47	11.37	20	12.44	+7.8
GblXScUS n	SCIU	...	...	...q	33.54	26.89	15	28.96	+3.7
GblXScEu n	SCID	...	...	...q	29.75	21.68	0	22.99	+4.6
GblXScAs n	SCIX	...	...	...q	27.08	21.68	2	23.01	+4.9
GblXScJp n	SCIJ	...	...	...	33.72	25.72		26.86	+4.0
GbX ChUt n	CHIU	...	...	...	14.95	14.95		14.86	
GbX ChRE n	CHIR	...	...	...	15.07	14.53		14.53	-3.6
GbX ChIn n	**CHIK**	**...**	**...**	**...**	**15.32**	**13.80**	**0**	**14.82**	+6.0
GbX ChHl n	CHIH	...	...	...	15.00	13.30		13.38	-1.4
GbX ChCn n	CHIS	...	...	...	15.05	15.05		14.98	
GbX ChLC n	CHIL	...	...	...	25.27	24.07		24.63	+1.9
GblX Icon ef	LOGO	...	...	...				16.00	
GbX US pf n	PFFD	...	...	...	26.22	21.98	48	23.17	+2.8
GbXNigeria	NGE	.31e	1.9	...q	27.10	15.40	7	16.01	-2.2
GbX US Inf	PAVE	...	...	...	17.80	11.81	28	14.40	+7.0
GblFound n	BOSS	...	...	...	22.52	15.53	1	17.59	+7.6
GlbXCop rs	COPX	.43e	2.2	...q	29.34	17.52	12	19.23	+5.0
GlbXSilv rs	SIL	...	...	...q	34.10	22.36	88	26.18	+4.6
GblXLith rs	LIT	...	...	...q	41.21	25.72	85	28.42	+5.3
GbX Gold rs	GOEX	...	...	...q	24.36	17.51	20	20.51	+3.3
GbXUran rs	URA	...	...	...q	15.87	11.00	121	12.46	+6.8
GlblScape	GSB	.06	1.3	26	4.75	3.20	14	4.60	+2.7
Globalstar	GSAT	...	...	...dd	1.34	.29	2335	.70	+8.6
GlobantSA	GLOB	...	...	50	66.41	42.11	183	61.06	+8.4
GlobusMed	GMED	...	...	34	57.83	38.01	1209	42.86	-1.0
Glowpoint	GLOW	...	...	...dd	.43	.11	128	.13	+5.6
GoDaddy n	GDDY	...	...	85	84.97	49.93	538	63.92	-2.6
GolLinhs s	GOL	...	...	...	14.48	4.43	565	12.64	-6.7
GoldFLtd	GFI	.02e	.6	...	4.54	2.20	3121	3.61	+2.6
GoldResrc	GORO	.02	.5	...cc	7.33	3.61	446	4.37	+9.3
GoldStdV g	GSV	...	...	...	2.01	1.08	159	1.30	+4.0
Goldcrp g	GG	.24	2.5	13	15.55	8.42	6330	9.64	-1.6
GoldenMin	AUMN	...	...	...	.48	.19	301	.33	+49.3
GoldSt grs	**GSS**	**...**	**...**	**6**	**4.42**	**2.43**	**310**	**3.40**	+7.9
GldFld	GV	...	...	7	5.35	1.98	133	2.56	+13.3
GoldS pfJ	GSpJ	1.38	5.6	...	26.92	23.61	129	24.57	+1.5
GS BDC n	GSBD	1.80	9.0	11	22.75	17.73	149	19.92	+8.4
GS ActbtInt	GSIE	...	...	...q	32.48	24.47	84	26.66	+5.1
GS ActEM	GEM	...	...	...q	39.44	28.65	59	31.40	+4.2
GS ActEur	GSEU	.60e	...	...	33.94	25.54	1	27.58	+4.5
GS AcInf n	GTIP	...	...	...	49.78	49.05	0	49.66	+.4
GS ActJpn	GSIY	...	...	...	36.02	27.89	1	30.37	+5.4
GS US LgC	GSEW	...	...	...	47.17	37.19	672	41.44	+5.2
GS HYBd n	GHYB	...	...	...	50.05	45.27	1	47.74	+3.8
GS CpBd n	GIGB	...	...	...	50.09	46.78	105	47.50	+.5
GS ActLgC	GSLC	...	...	...q	59.45	47.12	461	52.05	+3.5
GS 0-1Yr n	GBIL	...	...	...	105.09	99.91	461	100.11	+.1
GS Indus n	GVIP	...	...	...	58.95	45.78	8	51.69	+5.2
GS SCap n	GSSC	...	...	...	49.66	33.85	7	41.45	+6.6
GSCI37	GSC	...	...	...q	34.91	17.82	1	22.51	+16.6
GoldmanS	GS	3.20f	1.8	14	275.31	151.70	2806	176.00	+5.4
GoldS pfK	GSpK	1.59	6.1	...	28.93	24.54	73	25.90	+2.0
GoldS pfN	GSpN	...	...	...	27.43	24.71	74	25.88	+2.1
GoldS pfB	GSpB	1.55	5.9	...	27.40	25.20	12	26.21	+2.8
GoldS pfC	GSpC	1.02	5.4	...	25.27	17.16	35	19.02	+3.9
GoldS pfA	GSpA	.96	5.2	...	23.97	16.45	167	18.46	+5.1
GoldS pfD	GSpD	1.02	5.5	...	23.52	16.60	251	18.50	+5.7
GS MLPEn	GER	.64	12.1	...q	7.29	3.88	348	5.29	+20.5
GS MLPInc	GMZ	1.38	16.5	...	10.33	6.00	252	8.34	+19.0
GoodrPet n	GDP	...	...	...	15.75	9.92	15	13.90	+3.0
GormanR	GRC	.54f	1.6	23	38.26	26.53	75	34.08	+5.2
vjGrace	GRA	.96	1.4	20	75.59	58.48	365	67.81	+4.5
Graco s	GGG	.64f	1.5	14	49.69	37.36	471	43.06	+2.9
GrahamCp	GHM	.40	1.7	17	28.98	19.48	8	24.20	+6.0
GrahamH s	GHC	5.32	.8	25	678.64	537.40	33	661.20	+3.2
Graingr	GWW	5.44	1.9	20	372.06	223.25	413	284.49	+.8
Grmrcy pfA	GPTpA	1.78	7.1	...	26.89	24.41		24.99	
GranTrra g	GTE	...	...	...dd	3.96	2.03	1409	2.51	+15.7
GranaMon	GRAM	.25e	8.3	...	4.10	2.25	163	3.00	-3.5
GraniteC	GVA	.52	1.2	30	68.58	38.55	278	44.26	+9.9
GranitPnt n	GPMT	1.60f	8.4	27	19.33	16.15	536	18.97	+5.2
GraniteRE	GRP/U	2.30	...	...	44.24	36.43	1	43.02	+10.6
Gran Gld n	BAR	...	...	...	136.05	117.15	18	128.26	+.3
GranCom n	COMB	...	...	...	27.39	22.78	18	23.72	+3.3
GranSP n	COMG	...	...	...	32.03	19.26	3	20.98	+7.9
GrphTInt n	EAF	.93e	1.7	...	24.36	10.27	671	13.58	+18.7
GraphPkg	GPK	.30	2.6	12	16.74	10.04	6402	11.34	+6.6
GrayTelev	GTN	...	...	13	20.24	10.70	968	16.84	+14.2
GrayTvA	GTN/A	...	...	23	18.21	9.50	0	14.97	+13.0
GrtAjax n	AJX	1.20	9.4	8	13.98	11.56	31	12.76	+5.9
GrtAjx24 n	AJXA	...	...	...	25.74	23.46	1	24.24	+1.7
GrtBasG g	GBG	...	...	...				.09	
GtPanSilv g	GPL	...	...	...	1.45	.54	297	.69	-2.5
GrtWstBcp	GWB	1.00	3.0	13	46.03	29.52	231	33.08	+5.9
GreenDot	GDOT	...	...	38	93.00	54.08	267	81.83	+2.9
GreenTrH n	GHG	...	...	...	25.10	9.50	20	12.63	-2.8
GreenbCos	GBX	1.00f	2.5	9	64.87	37.44	826	39.29	-.6
Greenhill	GHL	.20	.7	...dd	33.45	16.25	294	26.88	+10.2
Greif A	GEF	1.76f	4.5	11	62.81	31.80	232	39.51	+6.5
Greif B	GEF/B	2.57e	5.7	10	69.80	36.70	9	45.11	+1.6
Griffon	GFF	.29f	2.4	13	23.55	9.65	129	12.06	+15.4
Group1	GPI	1.00	1.7	8	83.97	48.69	168	58.92	+11.8
GrubHub	GRUB	...	...	...cc	149.35	66.07	1292	80.97	+5.4
GAeroPac	PAC	4.68e	5.1	...	111.60	64.45	95	91.95	+12.8
GpoASur	ASR	3.31e	...	...	212.70	127.95	41	173.00	+14.9
GpoAvalAc	AVAL	.40	5.9	...	9.51	5.59	204	6.81	+15.4
GpFnSnMx	BSMX	.30e	4.3	...	8.16	7.49		7.01	
GpoSimec	SIM	...	...	...	10.90	8.07	2	9.96	+3.7
GpSuprvi n	SUPV	...	...	...	33.85	4.91	942	9.48	+9.2
GpTelevisa	TV	...	...	...	21.41	12.22	2217	12.45	-1.0
GuangRy	GSH	.63e	3.2	...	37.43	17.72	21	19.32	+3.4
Guess	GES	.90	4.1	...dd	26.95	14.17	791	22.01	+6.0
GuggBAB	GBAB	1.66	7.5	...q	23.07	19.91	31	22.04	+.5
Gug 27Cp n	BSCR	...	...	...	20.01	19.11		19.23	
Gug 25Cp n	BSJP	...	...	...	25.22	23.92		24.07	
GugCrdAllo	GGM	2.18	11.2	...q	23.10	17.00	28	19.47	+5.8
GuggChina	YAO	.54e	1.5	...q	39.91	33.49		35.63	
GugSPEW	RSP	1.31e	1.3	...q	107.44	94.97		98.14	
GugRus50	XLG	3.03e	1.6	...q	204.48	180.01		184.20	
GugSPVal	RPV	1.18e	1.8	...q	71.34	62.32		64.18	
GugSPGth	RPG	.59e	.5	...q	117.34	101.54		109.46	
Gug LCap n	GMFL	...	...	...	28.81	26.34		27.33	
GugS&P100	OEW	...	...	...	35.08	30.17		31.88	
GuEqWREst	EWRE	.27e	...	...q	27.29	23.75		26.03	
GugMCVal	RFV	.86e	1.3	...q	73.80	63.17		65.19	
GugEMk EW	EWEM	.56e	1.6	...q	37.81	34.67		35.51	
GugMC400E	EWMC	...	...	...	67.95	59.69		62.70	
GugSC600E	EWSC	...	...	...	58.12	50.73		53.61	
GugMCGth	RFG	.75e	.5	...q	167.46	147.95		155.08	
GugSCVal	RZV	.67e	.9	...q	76.68	66.57		70.78	
GugTotRet	GTO	...	...	...	53.54	50.85		52.26	
GugUtil	RYU	2.62e	3.2	...q	85.07	77.44		82.64	
Gug US Lg	OVLC	...	...	...	31.49	28.98		29.51	
GugSCGth	RZG	.56e	.5	...q	122.75	106.75		114.05	
GugTech	RYT	1.09e	.7	...q	163.73	138.92		147.21	
RydxMatls	RTM	1.19e	1.1	...q	118.47	102.87		105.06	
GugIndls	RGI	.84e	.7	...q	127.94	113.43		118.81	
GugHlthC	RYH	.75e	.4	...q	199.28	173.15		179.20	
GugFncl	RYF	.93e	2.1	...q	47.40	42.00		43.81	
GugEngy	RYE	.79e	1.5	...q	63.47	50.53		53.97	
GugConStp	RHS	2.05e	1.6	...q	138.61	122.23		126.70	
GugCnsDis	RCD	1.12e	1.1	...q	108.68	94.90		97.66	
GugEnhEq	GPM	.96	13.0	...q	9.42	6.15	116	7.36	+8.6
GugChinTc	CQQQ	.60e	1.0	...q	66.90	55.05		58.81	
GugWater	CGW	.48e	1.4	...q	36.40	32.25		33.82	
GugCdnEn	ENY	.49e	5.9	...q	8.82	7.25		8.31	
GugSPHiInf	GHII	1.03e	3.9	...q	28.54	24.90		26.31	
GugSolar	TAN	.83e	3.1	...q	26.95	21.74		26.55	
GugShippg	SEA	1.48e	14.2	...q	12.40	10.31		10.45	
GugIntMult	HGI	.59e	3.5	...q	18.58	16.62		16.88	
GugFront	FRN	.47e	2.9	...q	16.28	15.22		16.15	
GugChinSC	HAO	.76e	2.3	...q	33.23	27.68		32.35	
GugChRe	TAO	.40e	1.3	...q	33.38	27.28		30.32	
GugGTimb	CUT	.52e	1.6	...q	33.90	30.00		32.72	
Gug BRIC	EEB	.41e	1.1	...q	42.00	36.71		37.78	
Gug 26CpBd	BSCQ	...	...	...	19.68	18.75		18.95	
Gug 24HYBd	BSJO	...	...	...	25.84	24.64		24.81	
GugDJIADv	DJD	.02p	...	...q	36.38	31.82		32.96	
GugHYBd23	BSJN	.15e	...	...q	26.70	25.48		25.87	
GugCpBd25	BSCP	...	...	...q	20.65	19.83		19.96	
GugInsidr	NFO	.90e	1.4	...q	65.75	58.65		63.14	
GugBlt22HY	BSJM	1.27	5.2	...q	25.16	24.17		24.49	
GugB21HY	BSJL	1.27	5.2	...q	25.17	24.12		24.58	
GugBlt24CB	BSCO	.58	2.9	...q	20.91	20.09		20.19	
GugBlt23CB	BSCN	.65	3.2	...q	20.84	20.20		20.32	
GugBlt22CB	BSCM	.58e	2.8	...q	21.25	20.62		20.69	
GugBlt21CB	BSCL	.56	2.7	...q	21.11	20.70		20.78	
ClayWilMic	WMCR	.68e	2.0	...q	36.10	31.46		33.98	
GugB20HY	BSJK	1.30e	5.3	...q	24.70	23.91		24.21	
GugB19HY	BSJJ	1.22e	5.0	...q	24.54	23.84		24.19	
GugB18HY	BSJI	1.28e	4.6	...q	25.19	24.73		25.11	
ClyWUSRE	WREI	1.53e	3.3	...q	47.12	40.99		42.61	
GugMultAs	CVY	1.07e	5.0	...q	23.50	21.10		21.47	
GugCpBd20	BSCK	.61e	2.9	...q	21.30	20.98		21.04	
GugBlt19CB	BSCJ	.47e	2.2	...q	21.10	20.92		20.97	
GugBlt18CB	BSCI	.40e	1.8	...q	21.18	21.08		21.11	
GugSpinOff	CSD	.70e	1.3	...q	56.40	49.56		53.08	
GugRJ SB1	RYJ	.59e	1.3	...q	47.07	41.07		46.91	
GugEShDur	GSY	.65e	1.3	...q	50.26	50.13		50.16	
GugMCCre	CZA	1.02e	1.6	...q	68.99	61.75		64.81	
GugGlDiv	LVL	.52e	4.8	...q	11.80	10.71		10.89	
GugDefEq	DEF	.85e	1.8	...q	49.26	44.01		46.41	
GugStrOp	GOF	2.19	11.3	...q	22.39	16.72	137	19.35	+5.9
Guidewire	GWRE	...	...	...dd	107.79	72.51	367	83.56	+4.2

- H -

Name	Ticker Symbol	Div	Yield	PE	52-week High	52-week Low	Vol 1000s	Last	YTD %Chg
HCA Hldg	HCA	.35p	...	20	147.42	84.92	959	129.75	+4.3
HCI Grp	HCI	1.50	3.1	...dd	59.32	32.54	42	48.25	-5.0
HCP Inc	HCP	1.48	5.1	16	30.27	21.48	2828	28.87	+3.4
HDFC Bk	HDB	.37e	.4	...	112.10	85.43	399	102.68	-.9
HECO pfU	HEpU	1.62	6.3	...	26.94	24.27	1	25.90	-2.3
HFF Inc	HF	1.80e	...	16	51.74	31.38	116	36.77	+10.9
HMG	HMG	...	...	...dd	16.33	12.09	0	13.12	-4.9
HNI Corp	HNI	1.18	3.0	19	45.40	32.55	222	39.64	+11.9
HP Inc	HPQ	.64f	3.0	7	27.08	19.22	7958	21.47	+4.9
HSBC	HSBC	1.50e	3.6	...	55.89	38.23	1691	41.53	+1.0
HSBC prA	HSBCpA	1.55	6.0	...	26.62	25.16	102	25.85	+.3
HSBC Cap	HSEA	2.03	7.7	...	27.30	26.16		26.36	
HSBC Cap2	HSEB	2.00	7.8	...	27.13	26.05		25.68	
Haemonet	HAE	...	...	...cc	117.56	60.51	354	101.91	+1.9
HalconRes wt	HK/WS	...	...	...	1.08	.68		.80	
HalconRs n	HK	...	...	...	9.07	1.43	2773	1.98	+16.5
Hallibrtn	HAL	.72	2.3	...cc	57.86	24.70	10320	30.87	+16.1
HamBchBr	HBB	.34	1.3	...	31.30	18.03	23	26.07	+11.1
HancFinOp	BTO	1.48	4.8	...q	41.00	25.81	44	31.01	+11.0
HanJS	JHS	.87e	6.7	...q	15.12	12.38	34	13.02	+2.4
HanJI	JHI	1.45e	9.4	...q	18.12	13.37	14	15.41	+9.1
HanPrmDv	PDT	1.08a	7.1	...q	16.88	12.98	81	15.11	+9.0
HanPfEq	HPI	1.68	8.3	...q	22.85	17.02	41	20.26	+7.5
HanPfd2	HPF	1.68	8.3	...q	21.90	17.26	46	20.33	+8.4
HanPfd3	HPS	1.47	8.5	...q	19.19	14.53	55	17.21	+8.6
HanTxAdv	HTD	1.45	6.6	...q	23.86	19.53	145	22.05	+8.0
Hanesbds s	HBI	.60	4.4	7	23.33	11.57	4952	13.62	+8.7
HannArms	HASI	1.32	6.1	33	24.05	17.33	399	21.60	+13.4
HanoverIns	THG	2.40f	2.2	60	131.44	104.49	280	110.44	-5.4
HanovIns53	THGA	1.59	6.3	...	25.74	23.75	7	25.21	+1.7
HarleyD	HOG	1.48	4.0	12	56.50	31.36	1045	36.60	+7.3
HarmonyG	HMY	.05	...	...	2.53	1.43	3813	1.85	+3.4
HarrisCorp	HRS	2.74f	2.0	24	175.50	123.24	750	134.89	+.2
Harsco	HSC	.20m	.9	56	30.05	15.55	307	21.69	+9.2
HarteHk rs	**HHS**	**...**	**...**	**...**	**12.16**	**2.38**	**4**	**3.36**	+38.8
Hrt TotR n	HTRB	...	...	...	39.79	38.34	1	39.02	+.8
HrtMuOp n	HMOP	...	...	...	42.46	39.08	0	39.97	+.2
HartfFn42	HGH	1.97	7.2	...	30.29	27.06	36	27.47	+.4
HartfdFn	HIG	1.20	2.7	15	59.20	40.54	2674	44.22	-.5
HartfFn wt	HIG/WS	...	...	...	51.29	49.47		51.29	
Haverty	HVT	.72a	3.7	20	24.25	17.70	35	19.55	+4.1
HavertyA	HVT/A	.38a	1.9	15	23.70	18.00		19.72	+7.2
HawaiiEl	HE	1.24	3.4	24	39.35	31.72	313	36.00	-1.7
Hc2 Hldgs	HCHC	1.29	...	1	7.79	2.31	232	3.16	+19.7
HlthcrRlty	HR	1.20	4.0	47	31.74	26.09	468	29.67	+4.3
HlthcreTr	HTA	1.22	4.7	50	29.22	24.06	936	26.19	+3.5
HeclaM	HL	.01e	.4	...dd	4.63	2.17	4760	2.79	+18.2
HeclaM pfB	HLpB	3.50	6.4	...	57.00	51.27		54.91	
Heico s	HEI	.14	.2	...	97.32	71.47	287	78.49	+1.4
Heico A s	HEI/A	.14f	.2	50	79.00	57.84	114	64.30	+2.2
HelixEn	HLX	...	...	5	10.89	5.05	682	6.76	+25.0
HelmPayne	HP	2.80f	5.2	...dd	75.02	44.56	1471	53.97	+12.6
Hemisphrx rs	HEB	...	...	...	.65	.15	146	.22	+22.7
Herbalif s	HLF	...	...	25	60.41	34.17	2899	57.15	-3.1
HercHld n	HRI	...	...	...	72.99	24.16	447	34.15	+31.4
HercTGC	HTGC	1.24	10.2	10q	13.70	10.57	318	12.14	+9.9
HercTG 24	HTGX	1.56	6.2	...	25.77	24.50		25.00	
HeritageIns	HRTG	.24	1.6	21	19.15	12.85	68	14.89	+1.2
Hersha pfC	HTpC	1.72	7.7	...	25.18	20.81	70	22.43	+2.0
Hersha rs	HT	1.12	6.4	23	24.16	16.50	415	17.44	-.6
Hersha pfD	HTpD	1.63	7.7	...	25.19	19.10	6	21.08	+4.4
Hersha pfE	HTpE	...	...	...	25.50	20.10	2	20.92	+.6
Hershey	HSY	2.89	2.7	23	114.63	89.10	1048	106.80	-.4
HertzGl	HTZ	...	...	...	25.14	13.01	2668	15.65	+14.7
Hess	HES	1.00	1.9	...dd	74.81	35.59	8690	51.95	+28.3
Hess pfA	HESpA	...	...	...	83.01	45.69	218	57.68	+16.2
HessMidP n	HESM	1.43f	7.1	15	24.51	16.17	113	20.22	+19.1
HP Ent n	HPE	.45e	3.2	34	19.48	12.09	7766	14.13	+7.0
Hexcel	HXL	.60f	1.0	20	73.42	53.50	247	60.39	+5.3
Hi-Crush	**HCLP**	**1.67e**	**42.6**	**5**	**16.65**	**3.19**	**2097**	**3.93**	+9.8
HighPtRs	HPR	...	...	...dd	7.60	2.06	1650	3.23	+29.7
HighlFlR n	HFRO	...	...	...	16.60	12.02	103	13.59	+6.2
HighwdPrp	HIW	1.85	4.4	22	52.00	37.09	763	42.07	+8.7
Hill-Rom	HRC	.80	.9	29	99.81	78.16	245	92.17	+4.1
HillenInc	HI	.84f	2.1	33	53.41	36.22	300	39.68	+4.6
HillmCT pf	HLMp	2.90	9.1	...	36.78	26.00	25	31.85	+4.5
HilltopH	HTH	.28	1.5	10	28.32	16.43	289	19.01	+6.6
HilGrVa n	HGV	...	...	...	47.75	24.17	962	29.41	+11.4
Hilton	HLT	.60	.8	36	88.11	63.76	2398	72.07	+.4
HoeghLP	HMLP	1.76	10.3	8	19.85	14.50	60	17.13	+11.6
Hoegh pfA	HMLPpA	2.19	8.7	...	27.42	21.18	25	25.14	+3.9
HollyEngy	HEP	2.64	8.8	14	34.00	26.09	181	30.02	+5.1
HollyFront	HFC	1.32	2.5	13	83.28	42.42	2385	53.32	+4.3
HomeDp	HD	4.12	2.3	20	215.43	158.09	3563	179.06	+4.2
Honda	HMC	.84e	2.9	...	37.29	25.30	471	28.88	+9.2
HonwllIntl	HON	3.28f	2.4	39	167.72	123.48	2150	137.75	+4.3
Honwll wi	HON/WI	...	...	...					
HorMan	HMN	1.14	2.9	23	47.50	35.34	122	38.71	+3.4
HorizGbl n	HZN	...	...	...dd	13.94	1.34	165	1.98	+38.5
HorizFn22 n	HTFA	...	...	...	26.00	24.58	2	25.21	+1.2
HrzMngR n	USMR	...	...	...					
HorzSPCvC	HSPX	2.52e	4.4	...	53.32	41.93		42.72	
HorGKWld	KLDW	...	...	...q	35.73	27.91	20	30.53	+5.1
HoizWear n	WEAR	...	...	...				17.90	
Horz Saba n	CEFS	...	...	...	23.00	16.68	4	18.92	+7.7
JamesPurp	JPBI	...	...	...				26.01	
HrzProSp n	FANZ	...	...	...	23.77	19.39	0	21.48	+5.4
Hormel s	HRL	.84f	1.9	23	46.26	31.71	3858	43.25	+1.3
Hornbeck	**HOS**	**...**	**...**	**...dd**	**6.14**	**1.02**	**684**	**1.62**	+12.5
HostHotls	HST	1.00a	5.7	43	22.47	15.94	5978	17.68	+6.1
HoulihnL n	HLI	1.08	2.6	16	53.20	34.32	354	41.31	+12.3
HstnAEn	**HUSA**	**...**	**...**	**...**	**.47**	**.18**	**246**	**.20**	+5.3
HovnanE	HOV	...	...	...	3.24	.64	1166	.83	+21.3
HHughes	HHC	...	...	27	142.36	89.51	279	104.70	+7.3
HuanPwr	HNP	2.45e	9.5	...	31.03	20.51	13	25.81	+3.2
Hubbell	HUBB	3.36f	3.2	17	149.03	91.88	788	103.69	+4.4
HubSpot	HUBS	...	...	...dd	162.20	85.66	439	140.00	+11.3
HudBayM g	HBM	.02	...	8	10.25	3.44	693	5.29	+12.1
HudBay wt	HBM/WS	...	...	...	.53	.29		.31	
HudsPacP	HPP	1.00	3.3	24	36.06	27.12	1154	30.07	+3.5
Humana	HUM	2.00	.7	23	355.88	257.05	856	275.02	-4.0
HuntCoFn	HCFT	.08e	2.5	5	3.98	2.55	25	3.18	+11.2
FiveOk pfA	OAKSpA	2.19	8.6	...	25.61	23.98		25.34	
HuntgUSEq	HUSE	1.86e	.7	...q	41.49	32.86	15	34.11	+1.7
HuntgtnEco	HECO	.68e	...	...q	44.92	38.19	6	39.45	+.5
HuntgtnIng	HII	3.44f	1.8	18	276.69	173.80	649	192.53	+1.2
Huntsmn	HUN	.65	3.0	8	36.09	17.58	2359	21.53	+11.6
Huya n	HUYA	...	...	...	50.82	14.44	2664	19.96	+28.9
Hyatt	H	.60	.9	32	84.89	63.45	833	67.98	+.6
HysterYale	HY	1.24f	1.8	18	91.39	55.88	28	69.15	+11.6

- I -

Name	Ticker Symbol	Div	Yield	PE	52-week High	52-week Low	Vol 1000s	Last	YTD %Chg
IAMGld g	IAG	1.52f	41.1	...dd	6.52	2.75	3230	3.70	+.5
ICICI Bk	IBN	.16e	1.5	...	11.26	7.61	4563	10.77	+4.7
IDT Cp	IDT	1.00f	13.5	9	12.58	4.82	93	7.41	+19.7
IEC Elec	IEC	...	...	...dd	6.80	3.42	82	6.37	+11.4
ING	ING	.14e	1.2	...	20.58	10.21	1878	11.32	+6.2
ING 6.125	ISG	1.53	6.0	...	26.19	24.75	42	25.34	+1.7
ING 6.375	ISF	1.59	6.2	...	26.40	24.85	41	25.54	+.8
ION Geo rs	IO	...	...	...dd	32.45	4.53	181	9.73	+87.8
iPInvVix	IVOP	...	...	...q	39.03	36.70		38.00	
IQ M Intr n	MMIT	...	...	...	25.26	24.41	10	25.05	-.1
IQ M Ins n	MMIN	...	...	...	29.89	24.32	17	25.06	+.2
IQ HdgMult	QAI	...	...	...q	31.25	28.73	179	29.34	+1.6
IQ Hedge	MCRO	...	...	...q	27.20	24.83	0	25.39	+1.7
IQ HdgLgS	QLS	...	...	...q	24.53	19.28	1	20.04	+2.4
IQ Ch SC n	CSML	...	...	...	29.96	21.03	26	24.04	+7.7
IQ HdgEv	QED	...	...	...q	22.00	19.43	1	20.19	+3.3
IQ HiYlVl n	HYLV	...	...	...	25.37	19.57	2	24.00	+3.1
IQ CorePl n	AGGP	...	...	...	19.99	18.23	38	18.94	+.2

Continued on **next page**

Continued from **previous page**

NYSE

Name	Ticker Symbol	Div	Yield	PE	52-week High	52-week Low	Vol 1000s	Last	YTD %Chg
IQ CoreBd n	AGGE	...	...	...	19.55	18.22	0	18.58	-.2
IQHdgMNt	QMN	.34e	1.3	...q	25.99	25.77		25.88	
IQ GTAA	QGTA	...	...	...q	25.44	21.55	0	22.64	+3.1
IQ 50HJpn	HFXJ	...	...	...q	23.96	18.23	300	19.63	+5.0
IQ 50HgEur	HFXE	...	...	...q	21.45	16.59	54	17.80	+4.3
IQ 50HIntl	HFXI	...	...	...q	22.80	17.07	35	18.92	+4.1
IQ RealRtn	CPI	...	...	...q	28.21	26.38	12	26.96	+1.3
IQUSReSC	ROOF	1.43e	6.1	...q	27.39	21.39	13	23.37	+6.5
IQMrgArb	MNA	...	...	...q	32.11	30.25	66	31.91	+.6
IQ AustSC	KROO	.88e	4.4	...q	20.49	17.88		19.82	
IQ AgriSC	CROP	.41e	1.3	...q	35.99	28.98	2	31.77	+5.3
IQGblOilSC	IOIL	.29e	2.8	...q	12.25	9.93		10.40	
IQ CdaSC	CNDA	.18e	1.0	...q	20.13	16.83		17.22	
IQ GlbRes	GRES	.10e	.4	...q	29.30	24.92	4	26.31	+4.3
IQVIA Hldg	IQV	...	...	17	135.48	91.57	1031	123.36	+6.2
IRSA	IRS	...	...	...	32.45	11.73	11	13.31	+1.9
iShGold	IAU	...	...	...q	13.11	11.25	10817	12.32	+.2
iShGSCI	GSG	...	...	...q	18.81	13.50	1328	15.10	+7.7
iSAstla	EWA	1.01e	5.0	...q	24.19	18.35	3459	20.21	+5.0
iSAstria	EWO	.37e	1.9	...q	27.41	17.47	35	19.61	+6.8
iShBelg	EWK	.51e	3.0	...q	23.00	15.96	14	17.27	+5.7
iShBrazil	EWZ	.67e	1.6	...q	47.85	30.65	31157	42.90	+12.3
iShCanada	EWC	.48e	1.9	...q	30.56	22.89	2848	25.77	+7.6
iShEMU	EZU	.86e	2.4	...q	47.13	33.79	5607	36.47	+4.0
iSFrance	EWQ	.58e	2.1	...q	33.73	25.53	660	27.33	+3.1
iShGerm	EWG	.60e	2.3	...q	35.87	24.40	3714	26.39	+4.1
iSh HK	EWH	.61e	2.6	...q	26.93	21.10	3877	23.62	+4.7
iSh SKor	EWY	.65e	1.1	...q	79.07	56.34	2450	59.90	+1.8
iShMexico	EWW	.78e	1.8	...q	54.65	37.50	2923	44.45	+7.9
iShNeth	EWN	.66e	2.4	...q	34.09	25.33	162	27.24	+3.6
iSPacxJpn	EPP	1.66e	3.9	...q	50.34	39.42	369	42.73	+5.0
iShSoAfr	EZA	1.02e	1.9	...q	76.53	46.63	1168	54.96	+8.9
iShSpain	EWP	.99e	3.5	...q	36.38	25.95	1254	28.21	+5.2
iSSwedn	EWD	.76e	2.6	...q	36.71	26.56	376	29.44	+4.2
iShSwitz	EWL	.75e	2.3	...q	37.84	30.24	816	32.86	+4.3
iShFrntr100	FM	.30e	1.1	...q	36.19	25.80	71	27.41	+4.8
iShGlHiY bt	GHYG	2.09e	4.4	...	51.63	45.07	50	47.49	+3.2
iShxUSH bt	HYXU	.92e	1.9	...q	57.19	47.68	27	48.85	+1.1
iShEMCBd bt	CEMB	2.28	4.7	...q	51.78	45.81	40	48.26	+1.7
iShEMkHY	EMHY	3.98	8.8	...q	50.42	44.04	40	45.30	+2.1
iShAsiaPDv	DVYA	2.29e	5.4	...q	51.42	39.00	2	42.03	+4.3
iShEmMDv	DVYE	1.83e	4.6	...q	46.11	36.32	116	39.71	+6.1
iShGblSilv	SLVP	.29e	3.3	...q	11.33	7.24	50	8.77	+5.2
iShGblEnP	FILL	.59e	3.0	...q	24.78	17.47	12	19.85	+7.4
iShGblAgri	VEGI	.55e	2.0	...q	31.00	24.78	1	27.63	+6.3
iShMsciWld	URTH	1.57e	1.9	...q	94.23	74.72	115	82.01	+4.0
iShEMktSC	EEMS	.89e	2.1	...q	57.36	39.88	38	43.21	+3.3
iShEMkBd	LEMB	.42e	.9	...q	50.78	41.38	292	44.26	+2.7
iShWldMnV	ACWV	1.93e	2.3	...q	88.22	78.03	411	83.11	+2.3
iSEMMnVol	EEMV	1.15e	2.0	...q	65.55	53.10	446	57.34	+2.6
iShJpnSC	SCJ	1.81e	2.6	...q	85.34	61.75	202	68.44	+4.9
iShThai	THD	1.88e	2.2	...q	103.71	80.99	303	86.63	+4.6
iShIsrael	EIS	.81e	1.6	...q	58.39	46.47	7	51.17	+5.7
iShChile	ECH	.71e	1.6	...q	56.53	40.57	425	44.53	+7.5
iShBRIC	BKF	.54e	1.4	...q	50.94	36.22	5	39.53	+5.4
iShsUSA	EUSA	.67e	1.3	...q	60.35	47.02	15	52.55	+5.5
iShSilver	SLV	...	...	...q	16.64	13.11	8698	14.60	+.6
iShS&P100	OEF	1.92e	1.7	...q	131.30	104.23	564	115.08	+3.2
iShMrnLV	JKF	2.46e	2.5	...q	112.57	90.44	10	99.09	+2.9
iShMrnLG	JKE	1.20e	.7	...q	187.59	147.58	43	165.55	+4.4
iShMrnLC	JKD	2.24e	1.5	...q	170.86	133.55	19	146.19	+2.6
iShBrazSC	EWZS	.40e	2.5	...q	18.14	10.92	175	15.69	+8.7
iShIntlPfd	IPFF	.96e	6.0	...q	19.76	14.38	10	16.00	+5.9
iShSPTUS s	ITOT	...	...	...q	67.60	53.12	983	59.04	+4.0
iShSTNtMu	SUB	.86	.8	...q	105.65	104.25	73	105.46	+.1
iShAgcyBd	AGZ	1.81	1.6	...q	112.77	109.81	9	112.03	-.1
iShTIPS	TIP	1.69e	1.5	...q	114.00	107.53	1346	109.98	+.4
iShChinaLC	FXI	.87e	2.1	...q	54.00	37.85	25310	40.57	+3.8
iShTransp	IYT	1.70e	1.0	...q	209.43	155.24	101	173.15	+4.9
iShChinaSC	ECNS	1.73e	4.3	...q	56.49	37.59	1	39.88	+2.0
iSCorSP500	IVV	4.38e	1.7	...q	296.69	235.46	4317	260.51	+3.5
iSMornMC	JKG	2.32e	1.4	...q	194.94	152.66	7	169.85	+5.1
iShUSAgBd	AGG	2.65e	2.3	...q	109.11	103.94	3533	106.40	-.1
iShEMkts	EEM	.59e	1.4	...q	52.08	37.58	85113	40.93	+4.8
iShiBoxIG	LQD	3.87	3.4	...q	121.18	111.25	10337	113.54	+.6
iSKokusai	TOK	1.60e	2.6	...q	69.65	55.16	6	60.75	+4.6
iShCorUSTr	GOVT	.33	1.3	...q	25.04	24.05	18483	24.73	+.3
iSh2017Mu s	IBMF	.23	.8	...q				27.20	
iSGblTelcm	IXP	2.31e	4.3	...q	62.55	47.83	35	53.26	+6.1
iShGblTech	IXN	1.10e	.7	...q	177.61	134.75	66	148.11	+2.8
iShAaa-ACp	QLTA	1.51e	3.0	...q	52.63	49.30	170	50.24	+.3
iSMrnMCG	JKH	.59e	.3	...q	238.37	180.87	4	205.42	+5.7
iShIndones	EIDO	.35e	1.3	...q	30.61	20.88	2149	26.67	+7.5
iSSP500Gr	IVW	2.03e	1.3	...q	178.61	140.49	844	155.95	+3.5
iShNYMun s	NYF	...	...	...q	55.78	53.44	8	54.77	
iShGblHcr s	IXJ	...	...	...q	63.76	53.77	108	58.01	+2.4
iShGblFin	IXG	1.28e	2.2	...q	76.01	53.62	159	59.12	+4.0
iShUSAQlt	QUAL	1.04e	1.3	...q	91.47	71.79	847	79.54	+3.6
iSSPGlbEn	IXC	1.01e	3.2	...q	39.50	27.69	636	31.79	+8.3
iShCalMn s	CMF	...	...	...q	59.29	56.90	103	58.26	-.3
iSh CMBS	CMBS	1.00	2.0	...q	51.64	48.92	15	50.29	
iShUSASize	SIZE	1.26e	1.6	...q	89.78	71.84	7	80.51	+5.1
iSGblInfra	IGF	1.27e	3.1	...q	46.80	37.95	891	41.32	+4.9
iShNANatR	IGE	.85e	2.9	...q	38.33	25.42	229	29.77	+9.5
iSh JPXNik	JPXN	...	...	...	70.78	52.60	13	57.24	+5.1
iShUSAVal	VLUE	1.49e	1.9	...q	89.71	67.97	489	76.56	+5.5
iShLatAm	ILF	.60e	1.8	...q	39.54	28.66	895	34.24	+11.1
iShUSAMo	MTUM	.81e	.8	...q	120.05	92.80	1530	103.00	+2.8
iShMrnMCV	JKI	2.72e	1.9	...q	172.45	131.88	9	146.50	+5.5
iShPhilpns	EPHE	.20e	.6	...q	39.91	28.05	498	34.91	+9.5
iSSP500Val	IVE	2.14e	2.0	...q	121.12	94.72	1341	104.79	+3.6
iShNMuBd	MUB	2.59	2.4	...q	110.59	106.42	1022	108.92	-.1
iShUKSC bt	EWUS	1.38e	3.8	...q	46.20	32.44	1	35.99	+6.6
iSRTop200V	IWX	1.17e	2.4	...q	55.82	44.67	18	49.02	+2.6
iShIntlDev	WPS	1.16e	3.2	...q	42.27	33.85	5	36.05	+4.5
iShAsia50	AIA	1.02e	1.8	...q	72.96	53.05	116	57.20	+3.4
iSh20 yrT	TLT	3.05	2.5	...q	126.03	111.90	8221	120.46	-.9
iSRTop200G	IWY	.82e	1.1	...q	86.21	66.58	61	74.43	+3.7
iShRTop200	IWL	1.02e	1.7	...q	68.45	54.61	25	60.38	+3.4
iShIntSelDv	IDV	1.51e	4.7	...q	35.93	27.83	553	30.08	+4.8
iS Eafe	EFA	1.66e	2.7	...q	75.27	56.77	33699	61.45	+4.5
iShGerSC bt	EWGS	.69e	1.3	...q	70.42	46.31	2	51.25	+6.3
iSRusMCV	IWS	1.59e	2.0	...q	92.95	71.90	612	80.29	+5.2
iShCrLTBd	ILTB	2.54	4.3	...q	64.40	56.88	17	59.40	+.6
iSRusMCG	IWP	1.02e	.9	...q	137.73	105.97	1099	119.64	+5.2
iShNorC bt	ENOR	.58e	2.3	...q	29.74	22.20	0	24.93	+8.1
iShRsMd s	IWR	...	...	...q	56.23	43.64	1923	48.88	+5.2
iShMrnSC	JKJ	1.78e	1.1	...q	186.59	139.81	2	157.98	+6.8
iShIreland	EIRL	.55e	1.4	...q	50.12	36.06	2	39.51	+6.8
iSCorSPMid	IJH	1.89e	1.1	...q	205.47	156.13	1244	175.92	+5.9
LgTrmBd	IGLB	2.67	4.7	...q	63.08	55.00	23	56.65	+.6
iShiBxHYB	HYG	5.09	6.0	...q	88.03	79.55	50519	84.16	+3.8
iShFinlC bt	EFNL	.51e	1.4	...q	45.01	34.14	1	37.71	+6.1
iShSft	IGV	.12e	.1	...q	206.66	152.90	248	183.35	+5.7
iShCorUS n	FTY	...	...	...	51.25	42.78	107	46.70	+4.1
iShDenC bt	EDEN	.81e	1.4	...q	71.11	55.26	9	59.60	+4.9
iShNetw	IGN	.25e	.5	...q	56.70	44.15	7	49.67	+5.1
iShNATch	IGM	.73e	.4	...q	211.58	159.30	44	180.24	+5.0
iShResRE	REZ	2.01e	3.2	...q	68.13	53.83	17	63.69	+2.2
iSh2019Mun	IBMH	.27	1.1	...q	25.44	25.25	34	25.39	
iShC&SRE	ICF	2.97e	3.0	...q	106.14	88.40	79	98.57	+3.0
iShKLDSoc	DSI	1.11e	1.1	...q	108.10	87.16	77	96.67	+3.9
iShGbl100 s	IOO	...	...	...q	49.47	40.25	93	43.71	+3.1
iShConsSv	IYC	1.50e	.8	...q	213.17	168.10	54	191.03	+5.6
iShGvCrBd	GBF	2.86	2.6	...q	113.66	108.14	2	110.44	
iShIndia bt	INDA	.24e	.7	...q	38.21	28.96	3168	32.97	-1.1
iSR1KVal	IWD	2.41e	2.1	...q	131.56	104.07	3228	114.87	+3.4
iSMrnSCG	JKK	.87e	.5	...q	217.00	153.29	5	179.36	+7.7
iShPoland	EPOL	.42e	1.8	...q	30.19	20.91	389	23.94	+4.0
iSMCGth	IJK	1.88e	.9	...q	238.39	179.75	81	200.55	+4.9
iShIntGvC	GVI	1.99	1.8	...q	109.70	106.40	74	108.14	-.1
iSR1KGr	IWF	1.45e	1.1	...q	157.30	121.71	2064	136.23	+4.1
iSIndiaSC bt	SMIN	.10e	.3	...q	55.13	33.22	91	38.51	-.2
iSRus1K	IWB	2.36e	1.6	...q	164.13	129.68	1171	143.90	+3.8
iSR2KVal	IWN	1.98e	1.7	...q	137.85	101.57	751	115.04	+7.0
iSR2KGr	IWO	1.36e	.8	...q	220.82	156.03	590	180.61	+7.5
iSh10-20TB	TLH	2.99	2.3	...q	135.48	125.53	35	132.51	-.7
iShFltRtB	FLOT	.32	.6	...q	51.10	50.02	1404	50.45	+.2
iShR2K	IWM	1.77e	1.2	...q	173.39	125.81	22792	143.64	+7.3
iShCorHiDv	HDV	2.90e	3.4	...q	94.20	79.39	706	85.85	+1.7
iShChina	MCHI	.61e	1.1	...q	76.72	50.45	5387	55.65	+5.8
iSEafeMnV	EFAV	2.81e	4.1	...q	76.51	64.95	613	68.98	+3.5
iSRus3K	IWV	2.47e	1.6	...q	174.73	137.45	414	152.83	+4.0
iSGblMatl	MXI	1.02e	1.7	...q	75.19	54.93	6	59.91	+4.4
iShUtils	IDU	4.54e	3.4	...q	144.73	119.51	99	135.52	+1.0
iSUSAMinV	USMV	.87e	1.6	...q	57.67	49.50	3325	53.33	+1.8
iSMrnSCV	JKL	2.98e	2.2	...q	159.20	116.66	12	132.76	+7.8
iShMCVal	IJJ	2.16e	1.5	...q	171.00	129.89	110	147.96	+7.0
iShGblUtil	JXI	1.99e	4.0	...q	52.43	45.15	7	50.29	+2.4
iShTelecm	IYZ	.68e	2.5	...q	30.23	24.54	612	27.73	+5.2
iShTech	IYW	1.20e	.7	...q	196.97	148.42	150	165.06	+3.2
iShGblIndl	EXI	1.40e	1.7	...q	100.28	73.58	41	82.04	+5.3
iShGblCSt s	KXI	...	...	...q	54.58	44.30	49	46.90	+2.0
iShREst	IYR	2.76e	3.6	...q	83.62	71.27	6851	77.66	+3.6
iSGblCnDis	RXI	1.39e	1.3	...q	121.28	94.89	16	106.27	+5.3
iSh0-5Tips	STIP	...	...	...q	100.20	97.62	165	98.37	+.4
iShHmCnst	ITB	.09e	.3	...q	46.56	28.25	4270	33.19	+10.5
iShInds	IYJ	1.65e	1.2	...q	160.57	119.58	58	135.61	+5.5
iShAerosp	ITA	1.31e	.7	...q	218.83	160.29	162	181.45	+5.0
iShHltcare	IYH	3.01e	1.6	...q	204.83	166.89	78	184.28	+1.9
iShFinSv	IYG	1.21e	1.0	...q	142.14	104.43	109	117.21	+4.4
iShRegBks	IAT	.61e	1.4	...q	54.74	37.26	285	42.13	+5.7
iShInsur	IAK	.82e	1.4	...q	69.95	54.11	5	59.50	+3.1
iShFincls	IYF	1.45e	1.3	...q	126.54	99.30	372	109.87	+3.3
iShBroker	IAI	.65e	1.1	...q	70.58	51.96	82	57.75	+3.1
iShUSEngy	IYE	1.14e	3.3	...q	43.75	28.99	508	34.07	+9.3
iShESGSel	KLD	1.14e	1.1	...q	121.33	96.78	71	106.64	+3.4
iShCrSPS s	IJR	...	...	...q	90.56	65.04	5003	73.84	+6.5
iShMedDev	IHI	1.57e	.8	...q	228.90	170.27	191	204.26	+2.2
iShConsGd	IYK	2.43e	2.2	...q	130.93	101.38	21	109.77	+3.1
iShHltcPrv	IHF	.24e	.1	...q	203.31	152.69	63	168.74	+2.1
iShCorTInt	IXUS	1.28e	2.3	...q	67.93	50.68	1103	54.99	+4.7
iShPharm	IHE	3.11e	1.0	...q	170.26	131.91	3	145.57	+3.4
iShBasM	IYM	1.42e	1.6	...q	108.32	78.44	86	87.59	+4.3
iShPeru	EPU	.70e	1.9	...q	44.95	34.19	18	36.51	+2.8
iShCorEafe	IEFA	1.56e	2.7	...q	70.84	52.97	9585	57.55	+4.6
iShOilEq	IEZ	.86e	3.6	...q	40.89	18.98	88	23.96	+17.3
iShDJ US	IYY	2.01e	1.6	...q	147.61	116.62	21	129.37	+4.0
iShO&GEx	IEO	1.06e	1.8	...q	78.68	47.36	87	57.93	+12.2
iShAggrAllo	AOA	.98e	2.0	...q	56.94	46.97	110	50.15	+3.3
iShEurope	IEV	1.12e	2.8	...q	50.81	37.75	698	40.69	+4.0
iShGroAllo	AOR	.81e	1.9	...q	46.77	40.30	238	42.28	+2.3
iShRusMic	IWC	1.08e	1.2	...q	110.15	77.64	22	89.00	+7.9
iShModAllo	AOM	.71e	2.0	...q	39.05	35.16	407	36.28	+1.7
iShMorMl bt	IYLD	1.33e	5.3	...	25.96	23.01	97	23.96	+2.9
iSMsciVal	EFV	1.66e	3.5	...q	59.57	43.62	1602	47.31	+4.6
iSSCVal	IJS	1.73e	1.2	...q	174.26	123.72	160	141.59	+7.4
iShConsAllo	AOK	.64e	1.9	...q	35.27	32.33	131	33.15	+1.3
iShEafeGr	EFG	1.37e	1.9	...q	85.81	66.56	303	71.63	+3.7
iShB3-18xF s	IBCC	...	...	...q	24.71	24.57		24.60	
iShiB3-20F s	IBCD	...	...	...q	25.28	24.15	2	24.40	
iShiB3-23x s	IBCE	...	...	...q	24.21	23.34	8	23.62	+.2
iShBd3-18 s	IBDB	...	...	...q	25.75	25.52		25.62	
iShBd3-23 s	IBDD	...	...	...q	26.55	25.31	14	25.65	+.2
iShBd3-20 s	IBDC	...	...	...q	27.13	25.69	3	25.95	
iStar	STAR	.36	3.8	14	11.48	8.89	296	9.47	+3.3
iStar pfD	STARpD	2.00	8.2	...	26.00	23.02	3	24.40	+1.8
iStar pfG	STARpG	1.91	8.5	...	25.54	21.43	10	22.41	+.2
iStar pfI	STARpI	1.87	8.3	...	25.56	21.25	4	22.54	+2.1
IT TchPck	**ITP**	**...**	**...**	**2**	**1.83**	**.59**	**41**	**.67**	+5.8
ITT Inc	ITT	.54	1.1	13	63.04	44.89	381	50.90	+5.4
iBio rs	IBIO	...	...	...dd	3.50	.50	31	.82	+8.2
Idacorp	IDA	2.52f	2.6	24	102.44	79.59	354	95.36	+2.5
IDEX	IEX	1.72	1.3	30	157.84	117.72	281	136.57	+8.2
iGATE	PTI	...	...	...				19.52	

Name	Ticker Symbol	Div	Yield	PE	52-week High	52-week Low	Vol 1000s	Last	YTD %Chg
ITW	ITW	4.00	3.0	24	179.07	117.75	2390	131.44	+3.7
Imax Corp	IMAX	...	...	...cc	26.10	17.55	302	19.50	+3.7
ImpacMtg	IMH	...	...	...dd	10.83	2.93	24	4.74	+25.4
ImpOil g	IMO	.57	2.1	16	34.56	24.29	443	26.78	+5.8
IncOpR	IOR	...	...	24	14.25	9.26		11.00	+3.1
IndCDrillg	ICD	...	...	...dd	5.48	2.70	96	3.60	+15.4
IndepHld	IHC	.30	.8	15	40.66	26.55	3	36.50	+3.7
IndepRT	IRT	.78a	8.0	20	10.59	8.26	470	9.77	+6.4
IndiaFd	IFN	1.70e	...	...q	25.36	17.60	167	21.20	+4.7
IndoTel s	TLK	.67	...	...	31.93	21.75	430	27.34	+4.3
IndBach	IBA	.87e	2.0	...	64.44	37.66	9	43.20	+9.2
Infosys s	INFY	...	...	18	10.65	8.17	13947	9.88	+3.8
InfrREIT n	HIFR	1.00	4.8	17	23.34	17.60	1944	21.00	-.1
InfuSystem	INFU	...	...	...dd	3.65	2.20	16	3.44	
IngerRd	IR	2.12	2.2	22	107.08	79.63	1053	95.27	+4.4
Ingevity	NGVT	...	...	...	106.59	66.57	128	88.37	+5.6
Ingredion	INGR	2.50f	2.6	15	146.28	87.02	466	96.88	+6.0
InnovInd n	IIPR	1.40	2.7	...	55.63	23.63	118	51.10	+12.6
InnoInd pfA	IIPRpA	...	...	...	29.50	26.50	1	28.10	+.4
InnvBuf n	BOCT	...	...	...	24.61	21.36		22.70	+2.9
InnvPwB n	POCT	...	...	...	25.95	22.18	35	23.45	+2.7
InnvUltB n	UOCT	...	...	...	24.58	22.62	52	23.28	+1.1
Innsuites	IHT	.01	.6	...dd	3.70	1.24	5	1.69	+7.6
Inphi	IPHI	...	...	43	42.34	23.65	649	32.98	+2.6
InsightS n	INSI	.80	4.4	...	20.50	17.39	29	18.00	+3.3
Insperity s	NSP	.80	.8	31	121.15	55.40	222	94.99	+1.7
InsprMed n	INSP	...	...	...	57.87	22.50	201	46.58	+10.2
InspMD wt	NSPR.WS	...	...	...	.18	.02		.05	
InspMD wtB	NSPR.WSB	...	...	...	.03	.02		.02	
InspMD rs	NSPR	...	...	...	.32	.13		.16	
InstlldBPd	IBP	...	...	21	76.65	29.24	218	39.50	+17.2
Instructre n	INST	...	...	...dd	49.18	29.48	344	40.79	+8.7
IntegerHl	ITGR	...	...	...dd	90.03	42.50	110	79.67	+4.5
Intellichk	IDN	...	...	...dd	2.89	1.50	18	2.41	+12.6
▲IntellgSys	**INS**	**...**	**...**	**...cc**	**18.19**	**4.26**	**108**	**19.45**	+50.5
Intelsat	I	...	...	...	37.70	2.44	793	23.94	+11.9
InterXion	INXN	...	...	...	68.95	50.05	708	57.76	+6.6
IntcntlExc s	ICE	.88e	1.2	17	82.65	66.92	2759	72.78	-3.4
IntCtlHtls	IHG	...	...	...	69.23	50.84	124	55.64	+1.9
IBM	IBM	6.28	5.2	9	171.13	105.94	3838	121.79	+7.1
IntFlav	IFF	2.92	2.2	37	157.40	122.11	737	135.72	+1.1
IntlGmeT n	IGT	.80	5.0	...	31.00	13.33	2513	16.08	+9.9
IntMktCt n	IMC	...	...	...					
IntPap	IP	1.90	4.2	15	66.94	37.55	6789	44.81	+11.0
IntlSeaw n	**INSW**	**...**	**...**	**...**	**24.78**	**15.23**	**130**	**17.50**	+3.9
IntTower g	THM	...	...	...dd	.78	.35	174	.55	+4.8
Interpublic	IPG	.84	3.8	14	26.01	19.61	3353	22.25	+7.9
inTestCorp	INTT	...	...	16	9.50	5.45	10	7.06	+15.2
IntPotash	IPI	...	...	...dd	5.31	2.51	551	3.20	+23.1
Inuvo	INUV	...	...	...dd	1.55	.36	48	1.14	+6.5
Invacare	IVC	.05	1.0	...dd	20.00	3.05	605	4.80	+11.6
Invesco24 n	IHTA	...	...	...	10.10	8.28	21	9.42	+4.8
InvHiIn23 n	IHIT	...	...	...	10.80	9.60	21	10.11	+1.8
InvAdvMu2	VKI	.78	7.5	...q	11.46	9.79	112	10.35	+4.9
Inv Bond	VBF	.83a	4.8	...q	20.16	16.68	20	17.30	+3.0
InvCAVal	VCV	.79	6.7	...q	12.72	10.96	34	11.81	+4.4
InvDynCrd	VTA	.90	8.3	...q	12.01	9.73	245	10.86	+5.7
PSAerDef	PPA	.50e	.9	...q	59.40	51.08		57.40	
PwShBio	PBE	.57e	1.1	...q	54.28	46.46		52.05	
PS BldCns	PKB	.07e	.2	...q	36.44	29.93		31.19	
PwSClnEn	PBW	.07e	.3	...q	27.17	22.27		26.08	
PS EnEx	PXE	.50e	1.9	...q	27.45	19.40		26.53	
PwSFoodBv	PBJ	.41e	1.3	...q	34.97	31.33		32.38	
PwSLgCG	PWB	.21e	.5	...q	45.64	40.25		45.62	
PwSLgCV	PWV	.69e	1.9	...q	40.51	34.88		36.49	
PwShLeis	PEJ	.15e	.3	...q	46.94	42.54		46.80	
PowShMkt	PWC	.97e	1.0	...q	103.21	90.75		101.61	
PwShMda	PBS	.27e	.9	...q	31.86	28.27		30.87	
PwSMidGr	PXMG	.19e	.4	...q	49.44	41.06		49.35	
PwSMidVal	PXMV	.64e	2.1	...q	32.07	28.87		31.04	
PwShNetw	PXQ	...	...	...q	53.26	45.00		53.25	
PS OilSv	PXJ	.28e	2.8	...q	10.85	8.23		9.87	
PwSPharm	PJP	3.84e	4.1	...q	71.42	59.82		65.41	
PS Retail	PMR	.34e	.9	...q	40.82	34.69		37.23	
PwSSmGr	PXSG	.08e	.2	...q	36.79	29.92		36.72	
PwSSmVal	PXSV	.60e	1.9	...q	32.45	27.85		32.31	
PwSSemi	PSI	.04e	.1	...q	58.15	46.78		56.34	
PwShSoft	PSJ	.10e	.1	...q	77.60	61.70		77.51	
PSS&PQlty	SPHQ	.38e	1.2	...q	32.41	28.85		30.53	
PwSZMicro	PZI	.15e	.7	...q	20.45	17.81		20.40	
PSWHPrgE	PUW	.17e	.7	...q	28.11	24.28		25.87	
PSPrivEq	PSP	.66e	5.4	...q	13.52	11.71		12.26	
PSFinPf	PGF	1.11	6.0	...q	18.82	18.01		18.42	
PSCleantch	PZD	.44e	1.0	...q	45.28	40.41		44.02	
PSR2KEqW	EQWS	.41e	.9	...q	46.19	40.43		46.03	
PSRslMdC	EQWM	.49e	1.0	...q	50.09	44.90		48.90	
PSRussl200	EQWL	.80e	1.5	...q	56.31	50.03		53.30	
PS US1K	PRF	1.91e	1.7	...q	120.82	106.36		113.69	
PS EmgInf	PXR	.50e	1.4	...q	41.00	35.78		36.29	
PS US Ag n	PBND	...	...	...	24.81	24.01		24.01	
PS Dv exNA	PBDM	...	...	...	27.90	25.06		26.09	
PS USA SC n	PBSM	...	...	...	27.92	24.80		27.92	
PS USA Pt n	PBUS	...	...	...	28.95	25.95		26.98	
PS SP500 n	SPMV	...	...	...	28.51	26.39		27.34	
PS Rs1000 n	USEQ	...	...	...	29.01	26.29		27.66	
PS SP SC n	XSHQ	...	...	...	29.99	25.78		28.70	
PS SP Val n	SPVM	...	...	...	30.41	27.44		28.54	
PS SP IntD	IDHD	...	...	...	30.80	27.75		28.46	
PS SC High	XSHD	...	...	...	25.69	23.12		25.14	
PS TrCol n	CLTL	...	...	...	105.91	105.34		105.89	
PS LowVRot	DWLV	...	...	...	33.00	29.70		32.94	
PSBldABd	BAB	1.31	4.4	...q	30.59	29.23		29.57	
PS LowVol	XRLV	.46	1.3	...q	36.20	32.24		34.25	
PSR1KEqW	EQAL	.39e	1.2	...q	32.78	28.88		31.63	
PS VarPfd	VRP	1.20	4.8	...q	25.73	24.83		24.88	
PS SCLowV	XSLV	.73e	1.5	...q	48.35	42.80		48.13	
PS MCLwV	XMLV	.64e	1.4	...q	47.03	42.05		46.50	
PS SPX HiD	SPHD	1.30	3.2	...	43.25	38.14		40.38	
PS EMLwV	EELV	.60e	2.4	...q	27.59	25.09		25.39	
PS EMkMom	EEMO	...	...	...	22.52	19.10		20.17	
PS IntLwV	IDLV	1.11e	3.4	...q	35.35	32.06		33.12	
PSSPIntDv	IDMO	.59e	2.1	...q	30.54	27.63		27.70	
PS YuanDS	DSUM	.77	3.3	...q	24.73	23.34		23.73	
PS FdIGBd	PFIG	.67	2.7	...q	25.59	24.54		24.76	
PS SP LwV	SPLV	.85	1.8	...q	49.36	44.46		46.93	
PS SP HiB	SPHB	.49e	1.1	...q	46.04	39.76		44.73	
InvHiInc2	VLT	1.24	9.3	...q	14.78	12.10	104	13.40	+6.9
Invsco iim	IIM	.84	6.0	...q	14.96	13.09	196	14.05	+3.9
Invesco	IVZ	1.16	6.6	7	38.43	15.38	5044	17.55	+4.8
InvMtgCap	IVR	1.68	10.9	6	17.91	13.67	649	15.44	+6.6
InvMtg pfA	IVRpA	1.94	7.8	...	25.52	24.24	9	24.97	+2.2
InvMtg pfB	IVRpB	1.94	7.5	...	26.53	24.25	11	25.79	+1.1
InvMtg pfC	IVRpC	1.88	7.7	...	25.25	23.10	15	24.33	-.5
Invsco oia	OIA	.39	5.3	...q	8.25	6.85	105	7.40	+6.3
InvMuOpTr	VMO	.88	7.6	...q	12.49	10.89	324	11.63	+4.0
InvMuniTr	VKQ	.82	7.0	...q	12.66	10.87	92	11.60	+4.1
InvPAVal	VPV	.79	6.6	...q	12.26	11.36	66	11.98	+3.2
Invsco iqi	IQI	.76	6.5	...q	12.51	11.03	192	11.63	+3.7
InvSrInco	VVR	.31	7.6	...q	4.49	3.72	567	4.09	+4.6
InvTrIG	VGM	.88	7.3	...q	13.32	11.20	140	12.00	+4.5
InvTrNY	VTN	.85	6.9	...q	13.84	11.77	8	12.40	+3.9
InvTech	ITG	.28	.9	...dd	30.28	19.01	308	30.10	-.5
InvRlEst rs	IRET	...	...	5	60.00	40.51		50.73	
InvRlE pfC	IRETpC	1.66	7.0	...	25.86	21.12	0	23.83	+3.2
Invitae n	NVTA	...	...	...dd	18.38	4.35	1856	14.25	+28.8
InvitHm n	INVH	.44	2.2	...	23.97	19.21	2769	20.33	+1.2
iPBetaCmd	BCM	...	...	...q	31.46	25.55	0	26.95	+4.6
iPS&PWtd	SBV	...	...	...q	26.59	22.40		23.51	
iPBtaCocoa	CHOC	...	...	...q	38.83	27.74		36.88	
iPBetaCoff	CAFE	...	...	...q	11.45	10.35		10.48	
iPBetaCttn	CTNN	...	...	...q	35.76	32.91		35.02	
iPBetaSug	SGAR	...	...	...q	22.86	19.26		19.26	
iPBetaAlu	FOIL	...	...	...q	29.78	26.92		27.14	
iPBetaCopp	CUPM	...	...	...q	35.58	32.74		33.56	
iPBetaLead	LEDD	...	...	...q	43.61	39.03		39.24	
iPBetaNick	NINI	...	...	...q	22.79	20.44		21.83	
iPBetaCrOil	OLEM	...	...	...q	23.25	13.88	0	16.63	+14.8
iPBetaNGs	DCNG	...	...	...q	17.20	16.19		16.70	
iPBetaAgri	DIRT	...	...	...q	31.28	28.84		30.91	
iPGrains	WEET	...	...	...q	33.51	30.53		33.13	
iPBetaSfts	GRWN	...	...	...q	21.29	19.54		19.54	
iPBetaIMet	HEVY	...	...	...q	34.74	32.29		32.29	
iPBetaEgy	ONG	...	...	...q	20.99	19.56		20.41	
iPBtaLvstk	LSTK	...	...	...q	46.09	39.79		42.10	
iPBtaPrMt	BLNG	...	...	...q	34.40	33.00		33.44	
iP LXR2K	RTLA	...	...	...q	209.90	209.90		209.90	
iPathLong	SFLA	...	...	...				214.83	
iPLgEEmM	EMLB	...	...	...q	80.80	80.80		80.80	
IronMtn	IRM	2.44f	7.0	30	37.28	30.22	1306	34.71	+7.1
iShItaly rs	EWI	...	...	...q	34.45	23.20	548	25.73	+6.3
iShJapan rs	EWJ	...	...	...q	64.71	48.99	8570	53.46	+5.5
iSMlasia rs	EWM	...	...	...q	36.56	28.23	1080	30.44	+2.3
iShSing rs	EWS	...	...	...q	28.35	21.58	576	23.48	+6.2
iSTaiwn rs	EWT	...	...	...q	39.36	30.22	5878	31.87	+.8
iSh UK rs	EWU	...	...	...q	38.05	28.41	2047	30.56	+4.1
iSh0-5IGCp	SLQD	.79	1.6	...q	50.22	49.20	135	49.59	+.1
iShCmdOpT	CMDT	...	...	...q	39.00	34.64		36.47	
iShCvBd	ICVT	.67e	...	...q	60.27	50.03	201	54.33	+3.4
iShCorEM	IEMG	.95e	1.9	...q	62.70	45.35	19985	49.27	+4.5
iSh 10 Cp n	LLQD	...	...	...	51.12	44.40	0	45.66	+.7
iSh 5-10Cp n	MLQD	...	...	...	49.27	45.70		47.39	+.5
iShColomC	ICOL	.43e	3.5	...q	16.51	10.64	1	12.21	+9.4
iShEnhBd n	IGEB	...	...	...	50.40	46.85	15	47.47	+.2
iShDefBd n	HYDB	...	...	...	51.20	45.71	1	47.91	+3.5
iShFSIntSC	ISCF	.12p	...	...q	34.73	24.71	7	27.30	+5.5
iShRs2500 n	SMMD	...	...	...	48.83	35.97	12	40.78	+6.7
iShFacSIntl	INTF	.17p	...	...q	31.21	22.90	201	25.08	+5.8
iShArgGl n	AGT	...	...	...	32.94	18.34	2	22.45	+11.6
iShFS USA	LRGF	.19e	...	...q	34.22	26.47	218	28.88	+3.7
iShFSUsaSC	SMLF	.23e	...	...q	45.04	33.54	32	37.95	+5.9
iShFacSGbl	ACWF	.11p	...	...q	33.19	24.88	44	27.14	+4.5
iSh iBd23 n	IBML	...	...	...	25.41	24.60	21	25.13	+.1
iSh IntDv n	IDEV	...	...	...	62.47	47.05	39	51.13	+4.7
iShMgRE rs	REM	...	...	...q	45.81	37.96	199	41.62	+4.2
iSh0-5HYCp	SHYG	2.38	5.2	...q	47.47	43.84	1638	45.84	+2.9
iShDvlValu	IVLU	...	...	...q	28.44	21.20	24	23.06	+5.4
iSh 3-10yr n	IMTB	...	...	...	49.71	46.94	11	48.16	+.3
iShSaudi	KSA	...	...	...	31.99	26.20	274	30.34	+5.0
iSh MinVl n	SMMV	...	...	...	33.40	27.25	20	30.01	+3.3
iShIntDevM	IMTM	.30p	...	...q	33.00	24.76	28	26.73	+4.4
iShIntDevQ	IQLT	.55p	...	...q	31.40	24.90	122	26.97	+4.5
iShLwCarb	CRBN	.94p	...	...q	125.97	98.60	5	107.82	+4.7
iShShMBd bt	NEAR	.35	...	...q					
iShDvlSize	ISZE	...	...	...q	29.72	22.98	3	25.00	+5.4
iShCHdEM	HEEM	1.26e	2.0	...	28.95	22.54	26	24.10	+4.6
iShMsciChA	CNYA	.82e	...	...	35.68	22.31	4	23.57	+3.9
iSh IntDvGr	IGRO	...	...	...	62.04	46.19	6	51.66	+4.9
iShMultiTc	TCHF	...	...	...	43.69	36.20		42.73	
iShiB20Mun	IBMI	.24	.9	...q	25.44	25.17	78	25.39	+.1
iShIntHdHi	HYGH	4.56	5.2	...q	94.10	82.62	8	88.12	+3.9
iShCHAust	HAUD	1.81p	...	...q	25.31	21.73	1	22.71	+3.2
iShGldSt n	IAUF	...	...	...					
iShCDivGr	DGRO	.65e	1.9	...q	37.93	31.04	1210	33.96	+2.4
iSh MultUt	UTLF	...	...	...	26.91	23.93		26.79	
iShCHEmu	HEZU	.64e	1.9	...q	31.62	25.24	624	26.94	+3.9
iShGblReit	REET	.94e	3.8	...q	26.52	22.73	317	24.46	+4.4
iSh AdapJp	DEWJ	.18p	...	...	31.33	24.33	0	25.91	+4.1
iSh AdapC	DEFA	.48p	...	...	30.45	24.18		25.35	+3.1
iSh AdapEu	DEZU	.56p	...	...	30.64	23.69		24.93	+3.9
iShCoreInt	IAGG	...	...	...	53.04	51.58	99	52.08	-.2
iShCorePac	IPAC	1.06e	2.0	...q	63.99	48.92	187	53.27	+5.2
iShIntHdCp	LQDH	2.76a	3.0	...q	99.18	90.17	11	91.61	+1.0
iShCHCda	HEWC	1.41e	1.9	...q	27.27	22.00	2	23.74	+4.2
iShJpMinV	JPMV	.70e	1.1	...q	72.41	60.73	2	65.72	+4.3
iShEuMinV	EUMV	.67e	2.8	...q	26.69	22.26	3	23.57	+2.8
iShCHNk400	HJPX	.19p	...	...q	32.09	24.72		25.40	

Name	Ticker Symbol	Div	Yield	PE	52-week High	52-week Low	Vol 1000s	Last	YTD %Chg
iShCorEur	IEUR	1.18e	2.7	...q	53.97	39.84	1180	43.06	+4.2
iShxJMinV	AXJV	.84p	...	...q	38.95	32.70	0	34.12	+2.4
iSh2022Mu	IBMK	.09e	...	...q	25.77	25.21	19	25.67	+.2
iShEm exCh	EMXC	...	...	...	58.49	44.67	2	47.60	+4.1
iShYdOpBd	BYLD	.75	3.1	...q	25.03	23.49	16	23.88	+1.1
iSh2021Mu	IBMJ	.07e	...	...q	25.65	25.16	20	25.48	+.1
iShRussia rs	ERUS	...	...	...q	39.23	30.04	259	33.41	+8.5
iSCHeafe	HEFA	.89e	...	...q	30.88	25.29	521	26.86	+4.1
iShCHMex	HEWW	1.41p	...	...q	20.78	15.94		17.09	+5.1
iShH10yCBd	CLYH	.31e	...	...q	27.42	23.32	1	24.18	+1.0
iShCHSpain	HEWP	.31p	...	...q	23.70	19.40	0	20.49	+5.1
iShHEmBd	EMBH	.30e	...	...q	27.04	24.12	2	24.68	+1.8
iShCHItaly	HEWI	.55p	...	...q	19.17	14.28	1	15.24	+6.1
iShShMMu	MEAR	.27e	...	...q	50.68	49.61	76	49.96	
iSCHEafSC	HSCZ	.19p	...	...q	32.36	24.59	3	26.58	+5.4
iShUSFxBal	FIBR	2.20e	...	...q	100.09	98.54		98.80	
iShCHAcxUs	HAWX	1.38e	4.3	...q	28.00	23.38	1	24.67	+4.2
iShGbMM rs	PICK	...	...	...	37.91	26.00	42	28.44	+5.4
iShTrFRBd	TFLO	.07e	.1	...q	50.85	50.17	51	50.30	+.1
iShCH UK	HEWU	.24p	...	...q	25.54	21.18	1	22.25	+4.3
iSh ESG s	ESGE	...	...	...	37.04	17.86	58	32.06	+4.5
iShCHSwitz	HEWL	1.43e	2.4	...q	27.79	23.24	0	25.13	+4.7
iShLqdty bt	ICSH	.25e	.5	...q	50.28	49.99	423	50.12	+.1
iShCHJpn	HEWJ	.74e	.5	...q	35.29	27.33	598	29.27	+4.2
iShCHSoK	HEWY	.48p	...	...q	31.88	23.55	3	24.60	+2.0
iShFacEmg	EMGF	.13p	...	...q	53.84	37.59	22	40.30	+4.1
iSh iBd26 n	IBDR	...	...	...	24.48	22.70	25	23.16	+.6
iSiBd12-18 s	IBDH	.30	1.2	...q	25.20	25.05		25.19	
iSiBd12-16 s	IBDF	.13	.5	...q				25.04	
iSiBd12-20 s	IBDL	.62e	2.5	...q	25.50	24.90	133	25.03	+.2
iSiBd12-19 s	IBDK	.37e	...	...q	24.92	24.70	126	24.81	
iSiBd12-23 s	IBDO	.56e	...	...q	25.05	23.96	155	24.20	
iSiBd12-22 s	IBDN	.55e	...	...q	24.95	24.07	116	24.31	+.6
iSiBd12-25 s	IBDQ	.64e	...	...q	25.02	23.27	168	23.88	+1.2
iSiBd12-24 s	IBDP	.63e	...	...q	25.05	23.60	98	23.99	+.4
iSiBd12-21 s	IBDM	.47e	...	...q	24.82	24.16	129	24.36	
IsoRay	ISR	...	...	...dd	1.22	.27	148	.39	+28.7
IsraelChm	ICL	.27e	4.7	...	6.90	3.85	158	5.77	+1.9
IssuerDir	**ISDR**	**.20**	**1.6**	**52**	**21.85**	**9.75**	**6**	**12.47**	+9.8
ItauCorpb	ITCB	2.48e	17.8	35	16.34	12.92	2	13.93	+2.4
ItauUnH s	ITUB	...	...	...	11.32	6.57	30610	10.21	+11.8
IvyHiInOp	IVH	1.50a	11.5	...q	14.90	11.68	49	13.07	+7.7

- J -

Name	Ticker Symbol	Div	Yield	PE	52-week High	52-week Low	Vol 1000s	Last	YTD %Chg
JAlexHld n	JAX	...	...	19	13.40	7.70	35	8.96	+8.9
JJill n	JILL	...	...	4	9.62	4.17	331	5.38	+.9
JBG Smth n	JBGS	.90	2.5	...cc	40.72	30.86	1051	36.71	+5.5
JMP Gp27 n	JMPD	...	...	...	25.62	19.61	18	23.97	+11.8
JMP Grp	JMP	.36	8.3	62	5.72	3.90	10	4.33	+11.0
JMP Gp 23	JMPB	2.00	7.9	...	25.94	24.57	1	25.21	+1.3
JPMCh pfE	JPMpE	1.58	6.1	...	26.83	25.05	27	25.70	+1.3
JPMDvsRt	JPGE	.96e	1.7	...q	68.02	52.50	7	56.76	+4.4
JPMIntEq	JPIN	1.08e	2.0	...q	63.18	49.24	751	53.32	+4.8
JPMDvREm	JPEM	1.31p	...	...q	64.42	49.13	27	52.94	+4.1
JPM DREq	JPUS	.26p	...	...q	75.76	61.17	41	67.52	+4.1
JPM DivInt	JPIH	...	...	...	30.89	25.74		26.67	+2.0
JPMDsfEu	JPEU	...	...	...	64.34	48.98		52.94	+4.4
JPM Mun n	JMUB	...	...	...	51.15	50.04		51.14	
JPM DivEu	JPEH	...	...	...	29.77	23.90		25.43	+3.4
JPM Val n	JVAL	...	...	...	27.44	21.96	385	24.24	+4.4
JPM Qual n	JQUA	...	...	...	28.56	23.50	1	25.65	+3.4
JPM Mom n	JMOM	...	...	...	28.75	21.36	2	24.91	+3.8
JPM MinV n	JMIN	...	...	...	27.70	23.95	2	25.58	+2.9
JPM US Dv	JDIV	...	...	...	26.85	22.47	0	24.38	+4.7
JPM DivAlt	JPHF	...	...	...	26.60	23.40	63	24.08	+.3
JPM FutSt n	JPMF	...	...	...	25.60	22.39		23.05	-1.5
JPM UlSh n	JPST	...	...	...	51.02	48.88	1823	50.17	+.1
JPM SCap n	JPSE	...	...	...	33.38	25.35	13	28.58	+6.5
JPM GlB n	JPGB	...	...	...	52.08	47.18	5	47.92	+1.3
JPM Evnt n	JPED	...	...	...	26.56	22.60		23.38	
JPM Disc n	JPHY	...	...	...	51.64	46.94	10	49.07	+3.0
JPM USMid	JPME	...	...	...	68.41	54.16	27	60.16	+5.3
JPMorgCh	JPM	2.24f	2.2	13	119.33	91.11	13161	100.39	+2.8
JPMCh wt	JPM/WS	...	...	...	73.85	67.57		72.89	
JPMCh pfA	JPMpA	1.36	5.5	...	25.77	23.80	101	24.86	+1.5
JPMCh pfB	JPMpB	1.68	6.6	...	27.07	25.15	125	25.49	+.3
JPMAlerian	AMJ	2.29	9.2	...q	30.74	21.09	2875	24.77	+11.0
JPMCh pfY	JPMpF	1.53	5.9	...	26.89	25.00	72	25.87	+2.1
JPMCh pfG	JPMpG	1.52	5.9	...	27.16	25.03	65	25.79	+1.0
JPM FTLgC	JFT	...	...	...q				42.00	
JPMCh pfH	JPMpH	1.54	5.9	...	27.38	24.03	45	25.96	+.7
JRJR Ntw	JRJR	...	...	...dd	.26	.10		.13	
Jabil	JBL	.32	1.3	28	31.77	21.49	1547	24.33	-1.9
JacobsEng	JEC	.60	1.0	22	82.24	55.17	836	60.75	+3.9
JaggedPk n	JAG	...	...	...	16.50	8.47	888	10.25	+12.4
JHardie s	JHX	.38e	3.4	52	18.79	10.00	48	11.21	-4.5
Jan HlFit n	FITS	...	...	...					
JanTailRsk	TRSK	.24e	.8	...q	33.32	29.19		29.57	
AlpVSVolLC	SPXH	.51e	1.5	...q	38.83	32.16		33.55	
Jan ShDur n	VNLA	...	...	...	50.26	48.90	129	49.12	+.2
JanusHn n	JHG	1.44	6.7	...	41.64	19.00	1326	21.39	+3.2
JpnSmCap	JOF	.13e	1.5	...q	11.17	7.96	32	8.71	+4.7
Jarden	JAH	...	...	53				58.97	
JeffrFn	JEF	.40	2.1	33	28.30	16.20	2399	18.87	+8.7
JeldWen n	JELD	...	...	...cc	41.91	13.28	544	16.40	+15.4
JernignC n	JCAP	1.40	6.8	11	22.05	15.90	127	20.71	+4.5
Jianpu n	JT	...	...	...	9.49	3.49	367	5.06	+21.3
JinkoSolar	**JKS**	**...**	**...**	**10**	**25.56**	**7.11**	**846**	**12.54**	+26.8
JBeanTch	JBT	.40	.5	30	123.90	66.28	108	77.78	+8.3
JHMultLgC	JHML	.10p	...	...q	37.99	30.02	33	33.26	+3.8
JH MultMdC	JHMM	.08p	...	...q	37.17	28.57	227	31.98	+5.1
JH MultCns	JHMC	.07p	...	...q	33.58	26.55	2	29.79	+6.1
JH MultFin	JHMF	.08p	...	...q	39.70	29.12	3	32.54	+3.9
JH MultHltC	JHMH	.05p	...	...q	36.47	29.46	2	32.45	+2.9
JH MultTch	JHMT	.09p	...	...q	48.43	36.72	2	41.25	+4.8
JH MultEn	JHME	...	...	...	33.93	21.13	4	25.42	+11.4
JH MultMat	JHMA	...	...	...	38.20	26.87	0	29.95	+5.3
JH SmCap n	JHSC	...	...	...	29.62	21.38	14	24.08	+6.5
JH MultDev	JHMD	...	...	...	32.58	24.69	14	26.77	+4.9
JH MultUt	JHMU	...	...	...	31.04	25.00	3	28.68	+1.1
JH MulCnSt	JHMS	...	...	...	28.79	23.43	5	25.07	+2.1
JH MultInd	JHMI	...	...	...	38.03	28.57	0	31.89	+5.3
JH HedgEq	HEQ	1.50	10.8	...q	17.68	11.82	57	13.84	+5.8
JH TxAdY	HTY	1.28	18.4	...q	9.74	6.12	41	6.97	+5.0
JohnJn	JNJ	3.60	2.8	18	148.99	118.62	6217	129.71	+.5
JohnContl n	JCI	1.04	3.3	22	41.53	28.30	4883	31.88	+7.5
JonesLL	JLL	.82	.6	21	178.75	119.79	193	134.09	+5.9
Jumei Intl	JMEI	...	...	23	4.03	1.44	489	2.03	+10.9
JnprNtwk	JNPR	.72	2.5	15	30.80	23.61	2275	28.26	+5.0
Jupai n	JP	.40f	9.8	3	26.66	3.73	40	4.07	-7.3
JustEngy g	JE	.41	...	1	5.09	2.80	234	3.66	+10.9
JustEn pfA	JEpA	...	...	...	25.09	15.09	20	19.44	+5.4

- K -

Name	Ticker Symbol	Div	Yield	PE	52-week High	52-week Low	Vol 1000s	Last	YTD %Chg
K12	LRN	...	...	22	25.78	12.72	216	24.94	+.6
KAR Auct	KAR	1.40	2.9	17	64.55	45.36	826	48.76	+2.2
KB FnclGp	KB	...	...	...	63.96	39.22	189	40.88	-2.6
KB Home	KBH	.10	.5	13	38.80	16.82	4819	21.00	+9.9
KBR Inc	KBR	.32	1.8	13	22.22	13.90	2854	17.50	+15.3
KCAPFn 19	KAP	1.84	7.3	...	26.19	25.16		25.36	
KKR	KKR	1.31e	6.2	10	25.10	18.30	2751	21.12	+7.6
KKR pfA	KKR.PRA	...	...	...	27.38	24.60	67	26.01	+.6
KKR pf B	KKRpB	1.63	6.3	...	27.35	25.15	25	25.84	-.4
KKR Inco	KIO	1.50a	10.1	...q	17.02	13.28	156	14.84	+4.1
KKR RE n	KREF	1.72e	...	...	21.41	18.09	244	20.06	+4.8
KT Corp	KT	...	...	...	16.12	12.55	425	14.40	+1.3
Kadant	KAI	.88	1.0	22	111.85	76.44	47	84.10	+3.2
Kadmon n	KDMN	...	...	...	5.86	1.88	438	2.43	+16.8
Kaman	KAMN	.80	1.4	37	75.08	51.34	77	57.49	+2.5
KCSo pf	KSUp	1.00	3.8	...	33.12	24.11	0	26.04	+4.9
KC Southn	KSU	1.44f	1.4	17	120.34	90.55	554	102.47	+7.4
KaynAEnD	KED	1.60	8.7	...dd	19.07	14.90		18.45	
KA EngTR	KYE	1.32m	13.3	...q	11.24	8.30		9.89	
KA MLP	KYN	1.80	11.4	...q	20.38	12.26	722	15.85	+15.2
KAMLP pfF	KYNpF	.88	3.5	...	26.37	24.76	15	25.04	+.2
KAMidsEn	KMF	1.80m	16.4	...q	15.32	8.57	229	10.98	+13.8
KeanGrp n	FRAC	...	...	...	19.83	7.44	909	9.17	+12.1
Kellogg	K	2.24	3.8	14	74.98	55.11	2079	58.29	+2.2
KelsoTch g	**KIQ**	**.03f**	**5.6**	**...**	**.96**	**.36**	**122**	**.53**	+23.1
Kemet	KEM	...	...	4	29.85	15.55	493	18.67	+6.4
Kemper	KMPR	.96	1.4	13	87.00	50.85	137	70.92	+6.8
Kemper 54	KMPA	1.84	7.1	...	26.59	25.05	6	25.74	+2.2
Kennamtl	KMT	.80	2.2	10	52.52	30.32	460	35.95	+8.0
KennWils	KW	.84f	4.4	...cc	22.28	15.95	533	19.25	+5.9
KenonHld n	KEN	1.86p	...	...	29.79	12.89	5	17.74	+20.3
KeurDrPep	KDP	.60	2.3	6	28.81	15.04	2049	26.28	+2.5
KeyEngy	**KEG**	**...**	**...**	**...dd**	**18.40**	**1.59**	**285**	**2.26**	+9.2
Keycorp	KEY	.56	3.6	11	22.40	13.66	7015	15.80	+6.9
Keycorp pfI	KEYpI	...	...	...	29.10	24.50	31	26.00	+.7
Keysight	KEYS	...	...	78	70.40	42.13	1134	67.26	+8.3
KilroyR	KRC	1.82	2.7	14	77.73	59.05	432	66.78	+6.2
KimbRoy n	KRP	1.80f	11.8	...	24.50	13.01	26	15.19	+11.9
KimbClk	KMB	4.00	3.4	25	123.50	97.10	2358	116.66	+2.4
Kimco	KIM	1.12	7.1	16	17.96	13.16	3355	15.80	+7.8
Kimco pfI	KIMpI	1.50	6.1	...	25.50	23.12	26	24.76	+3.2
Kimco pfJ	KIMpJ	1.38	6.1	...	25.11	20.16	13	22.39	+6.1
Kimco pfK	KIMpK	1.41	6.1	...	25.06	21.06	10	23.27	+8.0
Kimco pfL	KIMpL	...	...	...	24.85	19.17	28	20.96	+6.3
KindMorg	KMI	.80	4.6	22	19.83	14.62	16986	17.36	+12.9
KindM pfA	KMIpA	...	...	...	40.23	29.90		30.15	
Kingsway	KFS	...	...	...dd	5.95	1.82	23	2.35	-18.1
Kinross g	KGC	...	...	24	4.78	2.38	10523	3.16	-2.5
KirbyCp	KEX	...	...	29	94.05	60.63	659	68.69	+2.0
KirklLak n	KL	.10e	...	...	26.88	13.09	633	26.65	+2.1
KiteRlty pf	KRGp	2.06	8.2	...				25.03	
KiteRlty	KRG	1.27	8.2	5	19.08	13.66	588	15.45	+9.7
KlondexM g	KLDX	...	...	...	2.56	1.29		2.16	
KnSwftT rs	KNX	.24	.8	18	51.94	23.27	2386	28.84	+15.0
Knoll Inc	KNL	.60	3.2	11	24.29	15.72	293	18.88	+14.6
KnotOffsh	KNOP	2.08	10.9	...	22.75	17.18	87	19.07	+6.4
Knowles	KN	...	...	11	18.32	10.95	1798	13.50	+1.4
Kohls	KSS	2.44	3.7	11	83.28	55.36	11163	66.54	+.3
Koppers	KOP	1.00	4.8	6	50.53	15.00	171	20.73	+21.7
KoreaElc	KEP	...	...	...	17.57	10.52	665	15.49	+5.0
KoreaFd	KF	.61e	...	...q	37.11	26.25	8	29.24	+4.5
KornFer	KFY	.40	.9	32	68.98	37.38	185	42.86	+8.4
KosmosEn	KOS	...	...	...dd	9.75	3.53		3.98	
KrNwChin s	KFYP	...	...	...q	37.45	20.81	0	22.23	+2.3
KrS ChIn n	KWEB	1.26p	...	...	68.39	36.03	1664	40.89	+9.0
KranChinA	KBA	.40e	...	...q	39.22	23.98	62	25.58	+4.6
KraneChCm	KCNY	.22e	.6	...q	37.87	33.09	1	33.99	+1.7
KranShFtse	KEMP	...	...	...q	29.85	20.47	0	22.02	+5.3
KrnChEnv n	KGRN	...	...	...	27.96	16.98		17.67	+.8
KrnOnBelt n	OBOR	...	...	...	28.16	21.12	8	22.32	+3.2
KrS CnTc n	KEMQ	...	...	...	28.97	18.34	10	20.45	+7.5
KratonCp	KRA	...	...	8	53.99	19.13	151	25.82	+18.2
Kroger s	KR	.56f	2.0	11	32.74	22.85	6859	28.48	+3.6
KronosWw	KRO	.68	5.3	7	29.15	10.51	347	12.73	+10.5

- L -

Name	Ticker Symbol	Div	Yield	PE	52-week High	52-week Low	Vol 1000s	Last	YTD %Chg
L Brands	LB	2.40	8.9	10	53.39	23.71	9655	26.99	+5.1
L-3 Tch	LLL	3.20	1.8	17	223.73	158.76	627	173.20	-.3
LAIX n	LAIX	...	...	...	16.50	7.01	1	8.65	+14.1
LCI Inds	LCII	2.40	3.1	13	131.50	59.68	248	77.16	+15.5
LG Display	LPL	...	...	...	15.88	6.75	268	8.83	+7.8
LGL Grp	LGL	...	...	22	8.00	5.10	4	6.87	+12.6
LMP CapIn	SCD	1.24f	10.5	...q	14.75	9.83	28	11.76	+10.1
LSB Inds	LXU	...	...	...dd	10.05	4.75	63	6.54	+18.5
LSC Com	LKSD	1.04	12.5	...	18.64	6.60	351	8.35	+19.3

Continued on **next page**

Continued from **previous page**

NYSE

Name	Ticker Symbol	Div	Yield	PE	52-week High	Low	Vol 1000s	Last	YTD %Chg
LTC Prp	LTC	2.28f	5.3	13	47.07	34.46	163	43.07	+3.3
LaZBoy	LZB	.52f	1.7	17	39.15	25.30	213	30.02	+8.3
LabCp	LH	...	...	15	190.36	119.38	737	130.90	+3.6
LadderCap	LADR	1.30a	7.8	12	17.96	13.42	810	16.62	+7.4
LadThalFn	LTS	.05	1.5	...dd	3.84	2.15	411	3.24	+39.1
LadTh pfA	LTSpA	2.00	8.4	...	25.95	19.43	29	23.75	+.3
LadThal27 n	LTSL	1.63	7.2	...	25.17	19.73	1	22.49	+4.9
LambWst n	LW	.80f	1.1	22	83.86	52.92	1395	69.86	-5.0
Lannett	**LCI**	**...**	**...**	**4**	**25.40**	**3.33**	**1243**	**7.69**	+55.0
LaredoPet	LPI	...	...	2	11.68	3.00	3494	4.18	+15.5
LVSands	LVS	3.00	5.3	16	81.45	47.39	2904	56.73	+9.0
Latam Air	LTM	...	...	...	17.39	8.42	173	11.95	+16.0
LattDvMkt	RODM	.62e	2.3	...q	31.02	24.94	331	27.00	+4.7
LattEmMkt	ROAM	.43e	1.9	...q	28.12	21.30	6	23.12	+4.8
Latt RE n	RORE	...	...	...	16.15	13.27	11	14.50	+5.4
LattUSEqt	ROUS	.39e	...	...q	33.70	26.09	31	29.01	+4.3
LattGblSC	ROGS	.57e	2.0	...q	33.42	25.84	1	28.31	+5.1
HrtLoVol n	LVIN	...	...	...	29.40	24.14	0	25.53	+4.2
LazGlobTR	LGI	.95	6.8	...q	19.39	12.40	23	13.89	+2.0
Lazard	LAZ	1.76	4.7	10	60.00	33.54	1216	37.08	+.5
LazWldDiv	LOR	.69	7.6	...q	12.63	8.10	23	9.07	+6.5
LeafGrp	LEAF	...	...	...dd	12.05	6.50	38	7.87	+14.7
LearCorp	LEA	2.80	1.9	11	206.36	114.45	523	145.30	+18.3
Lee Ent	LEE	...	...	...	3.30	1.84	136	2.43	+15.2
LegacyAc n	LGC	...	...	...	9.91	9.51	14	9.86	+.4
LegacyA wt	LGC/WS	...	...	...	.41	.39		.40	
▲LegacyA un	LGC/U	...	...	...	10.23	9.82	6	10.25	+.7
LeggMason	LM	1.36	5.1	7	47.13	23.25	1402	26.81	+5.1
LegMas56 n	LMHA	...	...	...	28.47	23.09	7	25.76	+7.0
LegM 5,4 56	LMHB	...	...	...	25.27	19.57	43	22.42	+9.9
LMGblInco	BWG	1.32a	11.1	...q	13.56	13.04		11.92	
LM IntLoV	LVHI	...	...	...	28.95	23.42		24.96	+3.4
LM EM LoV	LVHE	...	...	...	31.44	25.20		26.21	+1.8
LeggPlat	LEG	1.52	4.0	18	49.22	33.48	1093	38.31	+6.9
LeGS3.5s34	JBK	1.59	6.2	...	27.30	24.00	1	25.60	+2.4
LeidosHld	LDOS	1.28a	2.3	19	72.30	50.33	388	54.91	+4.2
LejuHldgs	**LEJU**	**.20e**	**...**	**...dd**	**2.35**	**.96**	**122**	**1.72**	+22.9
LendingClb	LC	...	...	59	4.55	2.46	1240	2.97	+12.9
LennarA	LEN	.16	.4	9	72.17	37.29	5563	45.17	+15.4
LennarB	LEN/B	.16	.4	7	58.65	29.80	83	36.32	+15.9
Lennox	LII	2.56	1.1	28	230.66	177.36	217	225.06	+2.8
Leo Hld un	LHC	...	...	...	10.90	9.40	205	10.30	+1.3
LevelBr n	**LEVB**	**...**	**...**	**...**	**8.48**	**2.54**	**312**	**3.77**	+22.0
LexRltyTr	LXP	.71	8.1	16	9.64	7.59	1895	8.74	+6.5
LexRT pfC	LXPpC	3.25	6.5	...	51.70	47.00	0	49.65	+.8
Libbey	LBY	.47	10.3	...dd	11.54	3.45	73	4.55	+17.3
LbtyASE	USA	.72e	12.7	...q	6.87	4.90	868	5.69	+5.8
LbtyASG	ASG	.38e	7.9	...q	7.71	4.04	347	4.79	+9.1
LibOilSv n	LBRT	.05p	...	17	23.90	12.32	712	13.74	+6.1
LibtProp	LPT	1.60	3.7	15	46.91	37.77	1005	43.57	+4.0
LifeStorg	LSI	4.00	4.3	32	102.91	76.42	443	92.66	-.4
LightInBox	LITB	...	...	...dd	3.46	.60	135	.78	-36.1
LilisEn n	LLEX	...	...	...dd	6.30	1.06	303	1.75	+27.7
LincNat	LNC	1.32	2.4	8	86.68	48.07	2254	54.96	+7.1
LincNtl wt	LNC/WS	...	...	...	82.24	79.22		82.24	
Linde	LIN	3.30	2.0	32	169.75	140.00	2092	161.85	+3.7
Lindsay	LNN	1.24	1.4	51	109.50	83.57	168	86.12	-10.5
LineCp n	LN	...	...	...	47.81	27.66	119	38.16	+11.9
LinkMotion	LKM	...	...	...	4.54	1.58		.55	
LionsGat A	LGF/A	.36	2.0	...	36.48	13.63	607	18.06	+12.2
LionsGat B	LGF/B	.36	2.1	...	34.41	12.85	377	17.13	+15.1
LiqTech	LIQT	...	...	...dd	1.91	.30	350	1.65	+20.4
LithiaMot	LAD	1.16	1.4	10	127.99	67.90	231	83.13	+8.9
LiveNatn	LYV	...	...	...cc	58.26	35.94	649	53.01	+7.6
LiveRamp	RAMP	...	...	82	51.51	18.60	474	41.83	+8.3
Livent n	LTHM	...	...	66	19.90	12.10	396	14.56	+5.5
LloydBkg	LYG	.47a	17.1	...	4.21	2.43	6948	2.76	+7.8
LoanCore n	LCRT	...	...	...					
LoanDpt n	LDI	...	...	...					
LockhdM	LMT	8.80f	3.2	34	363.00	241.18	1831	277.50	+6.0
Loews	L	.25	.5	13	53.59	42.06	1519	46.39	+1.9
LomaNeg n	LOMA	...	...	12	26.89	6.36	1775	12.96	+16.4
LaPac	LPX	.13p	...	10	32.16	20.39	1772	23.93	+7.7
Lowes	LOW	1.92	2.0	21	117.70	81.16	4451	95.98	+3.9
Lubys	**LUB**	**...**	**...**	**...dd**	**3.20**	**.99**	**27**	**1.61**	+34.2
LumberLiq	LL	...	...	...dd	32.01	9.13	679	10.75	+12.9
LuxferHld	LXFR	.50	3.7	...	15.87	14.61		13.67	
Luxoft	LXFT	...	...	30	59.05	29.73	1485	57.20	+88.0
Lydall	LDL	...	...	8	51.35	18.47	97	23.12	+13.8
LyonBas A	LYB	4.00	4.6	7	121.95	77.52	2378	87.40	+5.1

- M -

Name	Ticker Symbol	Div	Yield	PE	52-week High	Low	Vol 1000s	Last	YTD %Chg
M&T Bk	MTB	4.00	2.7	15	197.37	133.78	565	150.44	+5.1
M&TBk pfA	MTBp	63.75	6.4	...	1032.00	950.00	1	998.00	-3.1
M&TBk pfC	MTBpC	63.75	6.4	...	1055.00	993.94		1000.05	-1.0
MAG Slv g	MAG	...	...	...	12.72	6.12	303	8.24	+12.9
MBIA	MBI	...	...	...dd	11.62	6.88	523	9.34	+4.7
MDC	MDC	1.20	3.9	11	35.18	25.14	557	30.69	+9.2
MDU Res	MDU	.81f	3.3	20	29.62	22.73	728	24.33	+2.1
MFA Fncl	MFA	.80	11.4	9	8.15	6.40	1537	7.01	+4.9
MFA Fn42	MFO	2.00	7.7	...	26.29	25.10	4	25.85	+1.7
MFA pfB	MFApB	1.88	7.8	...	25.88	22.35	16	24.15	-.5
MFC Bcp	MFCB	...	...	...dd	8.00	4.00	15	6.85	+31.7
MFS CAMu	CCA	.60	5.8	...q	11.49	9.75	82	10.40	+4.0
MCR	MCR	.72a	9.4	...q	8.55	6.99	44	7.62	+4.0
MGF	MGF	.41	9.0	...q	4.78	4.29	20	4.54	+1.1
MFS HInM	CXE	.30	6.1	...q	5.39	4.53	119	4.88	+5.4
MFS HYMu	CMU	.28	6.3	...q	4.66	4.08	117	4.39	+5.3
MFS IHI	CIF	.25	10.7	...q	3.02	1.91	25	2.31	+7.9
MIN	MIN	.42	11.3	...q	4.16	3.62	186	3.75	+2.2
MFS InvG	CXH	.50	5.5	...q	9.94	8.56	23	9.21	+4.9
MMT	MMT	.52	9.5	...q	6.11	5.01	87	5.44	+6.3
MFM	MFM	.38	5.9	...q	6.95	6.04	84	6.52	+6.2
MFV	MFV	.58	11.2	...q	6.77	4.50	7	5.18	+4.4
MGIC Inv	MTG	...	...	8	16.21	9.41	1392	11.08	+5.9
MGMGrPr n	MGP	1.79f	6.2	...	31.61	25.31	365	28.71	+8.7
MGM Rsts	MGM	.48	1.7	8	38.41	21.62	19189	28.00	+15.4
MI Homes	MHO	...	...	11	37.41	20.35	146	24.85	+18.2
MPG pfA	MPGpA	...	...	...				25.85	
MPLX LP	MPLX	2.55f	7.6	22	39.38	28.32	1576	33.60	+10.9
MRC Glbl	MRC	...	...	16	22.98	11.62	1890	15.49	+26.7
MSA Safety	MSA	1.52	1.5	57	110.83	71.47	150	98.40	+4.4
MSC Ind	MSM	2.52f	3.2	13	99.94	73.28	670	78.64	+2.2
MSCI Inc	MSCI	2.32	1.5	33	184.22	131.26	583	153.94	+4.4
MSG Netw	MSGN	...	...	11	28.13	17.95	251	25.49	+8.2
MV OilTr	MVO	.76e	9.8	6	12.63	5.56	121	7.73	+10.4
MVC Cap	MVC	.60	6.7	23q	10.87	7.96	25	8.94	+8.9
MVC 22 n	MVCD	1.56	6.2	...	26.01	23.75	4	25.18	+.7
MacQUtlDv	MFD	1.20	11.7	...q	13.56	8.75	27	10.29	+11.6
MacQGInf	MGU	1.48	7.2	...q	26.29	17.57	40	20.47	+8.8
Macerich	MAC	3.00f	6.5	25	69.73	40.90	1363	45.99	+6.3
MackCali	CLI	.80	3.9	10	22.26	15.86	336	20.48	+5.6
Macquarie	MIC	5.24e	12.9	8	67.84	33.71	539	40.47	+10.7
Macys	**M**	**1.51**	**5.8**	**8**	**41.99**	**22.47**	**40540**	**26.11**	-12.3
MadCvCall	MCN	.72	10.9	...q	7.94	5.72	63	6.58	+6.8
MadSqGd n	MSG	...	...	86	330.00	205.22	280	277.62	+3.7
MagellMid	MMP	3.91f	6.3	18	75.82	54.25	974	62.43	+9.4
Magna g s	MGA	1.32	2.6	8	67.47	42.88	910	50.05	+10.1
MagnaChip	MX	...	...	4	13.35	5.94	139	6.57	+5.8
Maiden prA	MHpA	2.06	20.2	...	25.27	6.32	16	10.18	+10.1
Maiden pfC	MHpC	1.78	20.8	...	24.50	5.10	31	8.55	+1.7
MaidnH pfD	MHpD	1.68	19.6	...	22.24	5.15	20	8.56	+4.5
MaidenHld n	MHLA	.60	3.9	...	23.40	13.65	18	15.31	-10.5
▼MaidHld 43	MHNC	1.94	10.8	...	24.77	18.20	215	17.94	-24.0
MainStCap	MAIN	2.28f	6.3	11	40.77	31.95	271	36.15	+6.9
MainStC 23	MSCA	1.53	5.9	...	26.50	25.34		25.79	
MainSDTMu	MMD	1.18	5.9	...q	20.28	18.54	59	19.82	+1.5
Majesco n	MJCO	...	...	80	9.27	4.93	8	7.24	+2.1
Mallinckdt	MNK	...	...	...	36.65	11.65	2002	19.95	+26.3
ManchUtd	MANU	.36	1.9	1	27.70	16.91	36	18.75	-1.2
Manitowc rs	MTW	...	...	...	44.03	13.22	987	16.06	+8.7
ManngNap	MN	.08m	3.6	9	4.35	1.65	28	2.24	+27.3
ManpwrGp	MAN	2.02f	2.9	8	136.93	61.57	459	70.65	+9.0
Manulife g	MFC	.88	...	...	22.16	13.33	1963	15.55	+9.6
MarathnO	MRO	.20	1.2	...dd	24.20	12.57	13251	16.35	+14.0
MarathPt s	MPC	1.84	2.9	9	88.45	54.29	8026	63.63	+7.8
MarcusMill	MMI	...	...	22	41.45	28.89	150	36.90	+7.5
Marcus	MCS	.60	1.4	34	44.61	23.55	92	42.45	+7.5
MarineP	MPX	.40	2.2	33	24.82	13.00	17	18.33	+8.4
MarineMx	HZO	...	...	20	26.11	16.40	306	20.58	+12.4
Markel	MKL	...	...	59	1228.32	954.39	38	1041.48	+.3
MarriotVac	VAC	1.80f	2.3	13	154.14	60.68	441	77.78	+10.3
MarshM	MMC	1.66	2.0	23	89.59	74.30	1333	81.46	+2.1
MartMM	MLM	1.92	1.1	26	241.33	150.75	486	179.53	+4.5
Masco	MAS	.48	1.5	17	46.45	27.03	4824	32.81	+12.2
Masonite g	DOOR	...	...	9	75.00	43.76	139	50.52	+12.7
Mastec	MTZ	...	...	11	55.53	37.24	1347	45.78	+12.9
MastechD s	MHH	...	...	15	11.49	4.71	3	6.53	+3.6
MasterCrd	MA	1.32f	.7	46	225.35	156.80	3693	196.95	+4.4
MatadorRs	MTDR	...	...	15	35.22	13.97	2355	19.78	+27.4
Materion	MTRN	.42	.9	29	65.10	42.50	82	46.55	+3.5
MatinasB n	**MTNB**	**...**	**...**	**...**	**1.48**	**.32**	**2244**	**.87**	+46.2
Matson	MATX	.84	2.5	6	41.96	27.73	99	33.56	+4.8
MauiLand	MLP	...	...	54	17.00	9.23	9	10.75	+8.4
MaxarTc n	MAXR	1.48	12.4	...dd	64.00	9.55		11.96	
Maximus	MMS	1.00f	1.5	21	72.71	60.00	369	68.95	+5.9
MaxLinear	MXL	...	...	21	28.06	14.87	496	18.80	+6.8
McClatch rs	MNI	...	...	...dd	10.71	5.83	0	7.67	+.3
McCorm vot	MKC/V	2.08f	1.5	...	156.72	98.51	1	138.12	-.5
McCorm	MKC	2.28f	1.6	20	156.00	98.34	1234	140.88	+1.2
McDerl rs	MDR	...	...	4	27.21	6.10	2374	8.47	+29.5
McDnlds	MCD	4.64f	2.6	27	190.88	146.84	2482	181.55	+2.2
McKesson	MCK	1.56	1.3	10	178.86	106.11	2180	122.04	+10.5
McEwenM	MUX	.01	.5	...dd	2.55	1.68	1428	1.84	+1.1
Mechel pf	MTLp	...	...	...	1.34	.60	2	.74	+12.1
Mechel rs	MTL	...	...	...	5.50	1.95	40	2.17	+9.6
Medequit n	MRT	.84	7.9	...	11.85	6.27	1655	10.57	+54.5
MedProp	MPW	1.00	6.1	19	17.52	11.82	4881	16.52	+2.7
Medifast	MED	3.00f	2.7	48	260.98	61.96	322	109.19	-12.7
MedleyCap	MCC	.40	14.2	...dd	5.40	2.59	148	2.81	+5.6
MedleyC 23	MCV	1.53	6.3	...	25.98	23.45	7	24.45	-1.2
MedleyC 21	MCX	1.63	6.5	...	25.99	24.02	1	25.04	+1.3
Medley n	MDLX	.22p	...	...	25.09	17.05	5	20.41	+.9
Medley24 n	MDLQ	...	...	...	25.57	19.25	3	22.27	+.6
MedleyMgt	MDLY	.80	19.8	...dd	7.10	3.10	47	4.04	+4.7
Mednax	MD	...	...	9	63.04	31.68	611	34.52	+4.6
Medtrnic	MDT	2.00	2.4	51	100.15	76.41	5191	84.84	-6.7
MegalFn un	MFACU	...	...	...	10.17	9.99	1	10.10	+.2
Merck	MRK	2.20f	3.0	28	80.19	52.83	18255	74.48	-2.5
MercGn	MCY	2.51	4.8	30	61.83	41.41	315	51.82	+.2
Meredith	MDP	2.18	3.9	...cc	69.35	47.30	289	55.93	+7.7
Meritage	MTH	...	...	11	54.90	32.02	417	41.76	+13.7
Meritor	MTOR	...	...	9	29.54	15.01	651	18.44	+9.0
MerL pfK	MERpK	1.61	6.4	...	26.54	25.22		25.00	
MerL pfP	MERpP	1.84	7.0	...	27.05	26.06		26.35	
ML CZN46	PIY	2.09	19.6	...	17.60	9.50	3	10.64	+7.5
MLRRD29	PYS	1.58	10.2	...	20.99	13.25	4	15.51	+4.0
MLGS flt	PYT	.76	3.8	...	22.60	19.01	0	19.79	+1.8
MLIdxPl33	IPB	1.51	5.8	...	29.00	25.28	0	25.99	-1.0
MesaRoyl	**MTR**	**1.46e**	**11.0**	**13**	**19.71**	**9.48**	**1**	**13.22**	+21.9
Mesab	MSB	2.79e	...	...	32.68	21.60	34	28.15	+18.8
Methode	MEI	.44	1.7	19	45.45	20.99	220	25.15	+8.0
MetLife	MET	1.68	3.9	9	55.21	37.76	6054	43.37	+5.6
MetLfe pfA	METpA	1.02	4.6	...	25.80	19.77	40	22.30	+6.5
MetroBkH n	MCB	...	...	...	55.00	29.05	35	32.64	+5.8
MettlerT	MTD	...	...	40	697.26	500.74	123	576.29	+1.9
MexcoEn	MXC	...	...	...dd	14.49	2.49	2	3.40	+22.7
MexEqt	MXE	1.62e	.1	...q	13.05	9.29	0	10.75	+6.8
MexEqt pf	MXEp	...	...	...				15.11	
MexicoFd	MXF	.80e	5.6	...q	17.24	12.00	101	14.23	+7.4
MKors	KORS	...	...	10	75.96	35.68		37.92	
MicrFoc n	MFGP	...	...	...	31.57	12.67	301	19.22	+11.7
MicrSol n	MICR	...	...	...dd	3.96	2.60	4	2.71	+2.0
MidAApt	MAA	3.84f	4.0	17	104.98	85.16	442	96.57	+.9

Name	Ticker Symbol	Div	Yield	PE	52-week High	Low	Vol 1000s	Last	YTD %Chg
MdAApt pfl	MAApl	2.13	3.3	...	67.25	60.73		64.27	+1.5
MidsthBcp	MSL	.04	.4	92	16.15	10.07	13	11.03	+4.1
MidstPet	MPO	...	...	...	19.04	6.22	100	8.47	+12.8
Milacron n	MCRN	...	...	...	22.62	11.35	464	13.60	+14.4
MilestnSci	**MLSS**	**...**	**...**	**...**	**1.20**	**.26**	**52**	**.37**	+10.5
MHowHiInc	HIE	1.39	12.5	...q	13.34	8.75	97	11.09	+16.4
MillerInds	MLR	.72	2.6	15	29.40	22.80	19	28.17	+4.3
MinTech	MTX	.20	.4	13	80.80	47.07	247	53.22	+3.7
MissP pfD	MPpD	1.31	5.2	...	27.67	24.63		25.16	
Mistras	MG	...	...	24	23.60	13.66	40	15.65	+8.8
MitsuUFJ	MUFG	...	...	...	8.11	4.64	2206	5.23	+7.4
MiX Tele	MIXT	.22e	...	...	21.00	11.35	70	15.24	-2.6
MizuhoFn	MFG	...	...	...	4.00	2.92	828	3.19	+6.3
MobileTele	MBT	.53e	6.6	1	12.80	6.64	3665	7.98	+14.0
Model N	MODN	...	...	...dd	20.33	12.60	79	13.76	+4.0
Modine	MOD	...	...	9	25.75	9.75	200	12.41	+14.8
Moelis&Co	MC	1.88f	5.0	28	67.65	32.66	356	37.90	+10.2
Mohawk	MHK	...	...	9	282.21	109.35	671	126.59	+8.2
MolinaHlth	MOH	...	...	...dd	154.06	71.07	1223	133.04	+14.5
MolsCoor A	TAP/A	1.64	2.4	7	88.00	58.93	0	69.27	+12.0
MolsCoorB	TAP	1.64	2.6	10	85.86	54.17	2659	62.86	+11.9
MonRE	MNR	.68	5.3	26	17.88	11.88	477	12.86	+3.7
MonRE pfB	MNRpB	1.97	7.9	...				25.03	
MonRE pfC	MNRpC	1.53	6.8	...	25.15	21.31	18	22.60	-.6
Moodys	MCO	1.76	1.2	27	187.98	129.26	926	149.04	+6.4
Moog A	MOG/A	1.00	1.2	21	93.93	68.37	108	81.00	+4.5
Moog B	MOG/B	1.00	1.2	21	91.71	72.60	0	81.88	+6.1
MorgStan	MS	1.20	2.9	9	59.38	36.74	7411	41.66	+5.1
MorgSt pfE	MSpE	1.78	6.6	...	29.20	25.85	58	26.92	+2.1
MorgSt pfF	MSpF	1.72	6.5	...	28.59	25.35	66	26.48	+2.2
MorgSt pfI	MSpI	1.59	6.2	...	27.61	24.75	62	25.78	+2.2
MorgS pfG	MSpG	1.66	6.5	...	26.87	24.97	47	25.44	+.8
MorgSt pfK	MSpK	...	...	...	27.13	23.85	58	24.82	+2.2
MS Asia	APF	.14e	.8	...q	19.99	14.11	35	16.91	+2.8
MS China	CAF	1.74e	...	...q	27.79	17.52	65	18.91	+3.6
MS CushHi	MLPY	1.28e	21.1	...q	8.00	5.26	0	6.08	+11.5
MS EMD	MSD	.57e	6.7	...q	9.99	8.03	103	8.48	+3.0
MSEMDDbt	EDD	.80m	12.4	...q	8.27	5.91	323	6.47	+6.8
MSEmMkt	MSF	.05e	.3	...q	19.86	14.93	5	17.08	+6.0
MS icb	ICB	.54a	2.9	...q	19.79	18.05		18.59	
MS India	IIF	.04e	...	...q	29.36	17.21	21	20.20	+.7
MSJCP97	HJV	1.75	23.1	...	14.50	6.01	4	7.58	+22.6
MkVRMB	CNY	...	...	...q	49.16	39.30	4	44.08	+2.2
MkVRupee	INR	.20p	.5	...q	45.42	36.99		40.76	-.3
MSDLEur	URR	...	...	...q	21.49	13.16		16.94	-1.9
MSDSEur	DRR	...	...	...q	60.00	44.20		55.60	-1.1
MorgSt pfA	MSpA	1.01e	5.1	...	23.95	18.02	109	19.95	+5.2
MosaicAc n	MOSC	...	...	...cc	9.90	9.49		9.88	
Mosaic	MOS	.10	.3	49	37.37	22.90	2532	31.57	+8.1
MotrlaSolu	MSI	2.28f	1.9	22	133.97	91.60	1042	117.56	+2.2
Movado	MOV	.80	2.4	81	53.73	28.15	91	33.21	+5.0
Mueller	MLI	.40	1.6	18	37.57	21.49	105	24.87	+6.5
MuellerWat	MWA	.20	2.1	27	12.83	8.47	494	9.55	+4.9
MurphO	MUR	1.00	3.6	...cc	36.53	21.51	1497	27.58	+17.9
MurphUSA	MUSA	...	...	17	89.69	61.05	339	79.43	+3.6
MyersInd	MYE	.54	3.4	32	25.70	14.24	85	15.78	+4.4
Myomo n	MYO	...	...	...dd	5.63	1.39	66	1.53	+6.3
Myovant n	MYOV	...	...	...dd	27.45	12.76	31	17.87	+8.9

- N -

Name	Ticker Symbol	Div	Yield	PE	52-week High	Low	Vol 1000s	Last	YTD %Chg
NCI BldSy	NCS	...	...	6	23.35	6.66	631	7.80	+7.6
NCR Corp	NCR	...	...	23	38.68	20.93	1013	25.83	+11.9
NGL EnPt	NGL	1.56	14.2	...dd	17.65	8.71	984	10.96	+14.3
NGL En pfB	NGLpB	2.25	9.8	...	25.56	19.53	11	23.05	+9.0
NL Inds	NL	...	...	3	14.80	2.95	43	4.20	+19.7
NRC Grp	NRCG	...	...	...	11.00	6.41	11	8.15	+6.5
NRC Gp wt	NRCG/WS	...	...	...					
NRG Egy	NRG	.12	.3	65	43.08	23.75	3372	40.41	+2.0
NTN Buzz rs	NTN	...	...	...dd	8.40	1.80	61	2.36	+20.9
NVR	NVR	...	...	17	3700.00	2040.71	29	2563.37	+5.2
nVent El n	NVT	...	...	...	29.84	19.71	338	23.36	+4.0
Nabors	NBR	.24	8.1	...dd	8.87	1.81	18880	2.97	+48.5
NACCO	NC	.66	1.8	4	45.90	28.77	7	36.34	+7.2
NamTai	NTP	.28	3.1	...dd	13.90	8.40	12	8.94	+3.0
NanoViric	**NNVC**	**...**	**...**	**...dd**	**1.08**	**.20**	**61**	**.27**	+35.0
Nashville	NASH	.75e	.7	...q	29.66	27.63		29.00	
NatBkHldg	NBHC	.68f	2.1	19	41.44	29.26	110	32.38	+4.9
NatFuGas	NFG	1.70	3.1	16	59.15	48.31	386	54.27	+6.0
NatGrid	NGG	2.89e	5.6	...	59.82	46.36	680	51.30	+6.9
NtHlthInv	NHI	4.00	5.1	20	81.56	62.71	165	78.01	+3.3
NHltcre	NHC	2.00f	2.6	29	84.90	57.00	21	76.40	-2.6
NOilVarco	NOV	.20	.7	...dd	49.08	24.27	3379	28.76	+11.9
NatPresto	NPK	1.00a	.8	16	140.33	88.80	24	119.25	+2.0
NatRetPrp	NNN	2.00	4.1	23	51.48	36.25	851	48.86	+.7
NRetP pfE	NNNpE	1.43	5.9	...	25.52	22.15	22	24.00	+4.3
NtRetP pfF	NNNpF	1.30	5.9	...	25.03	20.20	24	21.99	+5.2
NatlStor n	NSA	1.20f	4.6	84	32.28	23.10	389	25.98	-1.8
NtStorAf pfA	NSApA	...	...	...	25.99	21.35	3	23.67	+5.4
NtWst pfC	NWpC	1.94	7.6	...				25.59	
Nationstar	NSM	...	...	7	19.88	16.37		18.27	
NatxIntV n	MVIN	...	...	...	47.10	38.51	1	41.18	+4.7
NatGsSvcs	NGS	...	...	54	29.35	15.42	12	18.38	+11.8
NatrlGroc	NGVC	...	...	18	24.50	6.18	127	15.80	+3.1
NatRsPt rs	NRP	1.80	4.6	11	39.86	26.55	7	39.36	+2.9
Natuzzi	NTZ	...	...	...	1.89	.75	0	.98	+24.4
Nautilus	NLS	...	...	16	17.20	10.04	99	11.10	+1.8
NavideaBio	NAVB	...	...	...dd	.42	.10	270	.14	+35.9
NavigCons	NCI	.20	.8	23	26.10	18.14	294	25.32	+5.3
NavigatrH	**NVGS**	**...**	**...**	**...**	**13.55**	**8.70**	**185**	**9.31**	-1.0
NaviosAc rs	NNA	...	...	...	17.25	2.90	44	5.33	+64.0
Navios pfG	NMpG	2.19	56.2	...	17.33	2.83	1	3.90	+26.2
Navios rs	NM	...	...	...	14.80	2.00		3.20	
NavMH pfH	NMpH	2.16	60.0	...	17.00	2.90		3.60	+21.2
NaviosMar	NMM	.08	6.7	...	2.62	.78	783	1.20	+41.3
Navistar	NAV	...	...	9	47.73	23.69	428	30.11	+16.0
Navistr pfD	NAVpD	...	...	...	28.27	15.70		23.63	
NeenahP	NP	1.64	2.5	23	96.15	56.80	100	65.65	+11.4
Nelnet	NNI	.72f	1.4	11	64.00	47.59	46	53.30	+1.8
NeoPhoton	NPTN	...	...	...dd	9.48	4.95	323	7.21	+11.3
Netshoes n	NETS	...	...	...	9.94	.95	7	1.75	+17.4
Netw1Tch	NTIP	.10	4.0	8	3.25	2.00	7	2.47	+10.8
NBCAInt	NBW	.74	5.9	...q	14.00	11.92	18	12.51	+3.2
NeuB HYld	NHS	.96	9.3	...q	11.85	9.15	62	10.31	+6.6
NBIntMu	NBH	.90	6.8	...q	14.88	12.45	46	13.22	+4.4
NB MLP	NML	1.26	14.5	...q				8.69	
NBNYInt	NBO	.58	5.0	...q	12.39	11.00	14	11.46	+3.1
NBRESec	NRO	.36	8.2	...q	5.50	3.85	185	4.41	+6.3
NevGCas	UWN	...	...	27	2.80	1.80	14	2.42	+1.7
NevroCorp	NVRO	...	...	...dd	94.34	34.75	1130	40.36	+3.8
Nevsun g	NSU	.04	.9	...dd	4.55	2.00	121	4.53	+3.4
NewAmHi	HYB	.78a	9.7	...q	9.48	7.19	21	8.04	+6.3
NewConcEn	GBR	...	...	37	12.75	1.23	277	1.87	+33.6
NE Realty	NEN	1.00	1.9	2	73.50	52.90	2	54.00	-3.5
NwGold g	**NGD**	**...**	**...**	**...dd**	**3.45**	**.70**	**5673**	**1.11**	+46.6
NewHome	NWHM	...	...	8	13.20	4.78	45	7.13	+36.3
NwIreland	IRL	2.15e	1.9	...q	13.14	7.69	10	8.63	+3.3
NJ Rscs s	NJR	1.09	2.4	18	51.83	35.55	397	45.18	-1.1
NewMedia	NEWM	1.52f	11.7	32	19.10	10.88	201	12.97	+12.1
NwMtnFin	NMFC	1.36	10.2	11q	14.30	12.05	533	13.37	+6.3
NewOriEd	EDU	.40e	...	30	108.40	50.30	2195	61.99	+13.1
NewRelic	NEWR	...	...	...dd	114.78	56.01	352	87.37	+7.9
NewResid	NRZ	2.00	12.7	6	18.75	13.86	3637	15.73	+10.7
NewSenInv	SNR	.52	11.5	8	8.89	4.04	491	4.51	+9.5
NY CmtyB	NYCB	.68	6.7	12	14.53	8.61	5780	10.16	+8.0
NY Cmt pfA	NYCBpA	...	...	...	28.80	22.06	73	24.01	+5.2
NYCmty un	NYCBpU	3.00	6.4	...	56.99	40.30	2	47.00	+5.0
NY Times	NYT	.16	.7	...cc	28.72	18.50	1790	23.77	+6.6
NewfldExp	NFX	...	...	9	35.20	12.45	12298	17.33	+18.2
NewMarket	NEU	7.00	1.7	22	437.63	352.89	53	406.04	-1.5
NewmtM	NEM	.56	1.6	26	42.04	29.06	5003	34.82	+.5
NewpkRes	NR	...	...	...dd	11.65	6.39	621	8.17	+18.9
NexGen g	NXE	...	...	...	2.84	1.57	350	1.98	+11.2
NexaRsc n	NEXA	...	...	13	20.92	19.12		18.82	
NexPtCr rs	NHF	2.40m	11.3	...q	25.31	18.37	119	21.16	+6.2
NxPtRsT n	NXRT	1.10f	3.0	12	38.17	23.04	74	37.23	+6.2
NxtEraLP	NEP	1.80f	4.1	31	50.66	36.84	240	44.11	+2.5
NextEra 72	NEEpI	1.28	5.6	...	25.70	21.24	35	23.01	+2.8
NextEra 73	NEEpJ	1.25	5.4	...	25.40	20.93	47	22.97	+4.0
NextEra76	NEEpK	...	...	...	25.40	21.86	71	24.36	+6.4
NextEraEn	NEE	4.44	2.5	13	184.20	145.10	2843	175.39	+.9
NxtEra pfR	NEEpR	...	...	...	60.42	53.67	665	58.28	+1.1
NiSource s	NI	.78	2.9	33	28.11	22.44	2398	26.67	+5.2
NiSource pf	NIpB	...	...	...					
NiaM pfB	NMKpB	3.60	3.8	...	104.75	91.00	0	96.00	-.3
NiaM pfC	NMKpC	3.90	4.1	...	100.49	90.40		96.02	+3.9
Nielsen plc	NLSN	1.40	5.5	15	39.25	20.53	2502	25.61	+9.8
NikeB s	NKE	.88f	1.2	58	86.04	62.09	10976	76.42	+3.1
NoahHldgs	NOAH	...	...	24	69.56	34.20	310	44.82	+3.5
NobilisH n	HLTH	...	...	...	1.70	.17	82	.51	+21.7
NobleCorp	NE	.08	2.3	...dd	7.44	2.35	5007	3.49	+33.2
NobleEngy	NBL	.44	2.0	23	37.76	17.11	5779	22.37	+19.2
NobleMid n	NBLX	1.91e	...	8	57.98	26.08	164	32.77	+13.6
NokiaCp	NOK	.19e	3.1	...	6.41	4.75	21831	6.14	+5.5
NomadF n	NOMD	...	...	...	21.45	15.27	320	18.09	+8.2
Nomura	NMR	...	...	...	6.83	3.57	277	4.04	+8.6
Norbord n	OSB	1.29	4.3	...	45.45	24.18	201	29.78	+12.0
NordicAOff	NAO	.18	36.9	...	1.42	.29	213	.49	+16.2
NordicAm	NAT	.23e	10.9	...dd	3.47	1.82	774	2.10	+5.0
Nordstrm	JWN	1.48a	3.1	19	67.75	43.70	4228	47.30	+1.5
NorflkSo	NSC	3.20f	2.0	24	186.91	127.79	2014	161.41	+7.9
NortelInv	NTL	.64e	1.3	...				50.99	
NoAmEn g	NOA	.08	...	...	6.20	4.20		5.79	
NEurO	NRT	.78e	12.2	9	9.40	5.12	20	6.40	+10.3
NoWestCp	NWE	2.20	3.6	16	65.74	50.01	272	61.18	+2.9
NDynMn g	NAK	...	...	...	1.83	.43	345	.65	+13.4
NthnO&G	NOG	...	...	34	4.49	1.47	3030	2.70	+19.5
NorthropG	NOC	4.80	1.9	27	360.88	223.63	1052	257.66	+5.2
NStREur n	NRE	.60	3.7	...	16.78	10.08	280	16.21	+11.5
NwNaturHl	NWN	1.90f	3.2	...dd	71.29	51.50	142	59.31	-1.9
NorwCruis	NCLH	...	...	12	61.18	39.36	1695	46.17	+8.9
NovaBay rs	NBY	...	...	...dd	4.05	.71	6	1.02	+32.0
NovaGld g	NG	...	...	...dd	5.05	3.41	851	3.94	-.3
Novartis	NVS	2.75e	3.1	17	94.19	72.30	1853	88.11	+2.7
NovoNord	NVO	.96e	2.0	...	58.37	41.23	1077	48.54	+5.4
NOW Inc	DNOW	...	...	...dd	18.56	9.12	617	13.27	+14.0
NuSkin	NUS	1.47	2.4	29	88.68	56.09	679	61.67	+.6
Nucor	NUE	1.60f	2.8	11	70.48	49.79	1985	56.49	+9.0
Nush EnhYl	NUAG	...	...	...	24.64	22.81	2	23.20	+.1
Nush 1-5yr	NUSA	...	...	...	24.78	24.13	1	24.32	
NushLCGr	NULG	...	...	...	37.71	27.99	8	31.25	+3.9
NushLCVal	NULV	...	...	...	30.90	24.74	4	27.17	+3.9
NushMCGr	NUMG	...	...	...	34.88	24.74	5	27.54	+5.0
NushMCVal	NUMV	...	...	...	29.85	22.82	1	25.17	+5.6
NushSmCap	NUSC	...	...	...	32.44	23.26	15	26.44	+6.9
NushShTrm	NURE	...	...	...	28.13	23.57	1	25.85	+3.4
NushEsg ef	NUDM	...	...	...				27.24	
Nus AgBd n	NUBD	...	...	...	25.90	23.72	8	24.26	
NushEs ef	NUEM	...	...	...				30.00	
NustarEn	NS	2.40	9.6	22	35.91	19.22	762	24.95	+19.2
NustEn pfA	NSpA	2.13	9.6	...	25.46	18.21	28	22.24	+14.6
Nustar pfB	NSpB	1.91	9.3	...	24.08	17.21	6	20.50	+13.8
Nustar pfC	NSpC	...	...	...	26.03	19.87	7	23.30	+13.5
Nustar 43	NSS	1.91	7.7	...	26.05	22.23	39	24.73	+3.7
Nutrien n	NTR	1.72	3.4	...	58.99	40.41	1808	50.05	+6.5
NuvNYVl2 n	NYV	...	...	...	14.61	12.64	4	13.48	+2.8
NuvCr22 n	JCO	...	...	...	9.83	8.23	130	8.98	+6.1
Nuv Mun21	NHA	...	...	...	9.85	9.25	9	9.55	+2.0
NuvHiInO n	NMZ	...	...	...	13.84	11.30	215	12.23	+5.1
Nuv Pf22 n	JPT	...	...	...	25.33	20.30	29	21.80	+5.2
Nuv 11-21 n	JHB	...	...	...	9.96	8.84	149	9.46	+6.3
NuvCA V2 n	NCB	...	...	...	17.94	14.79	1	15.77	+3.5
NvHiInDc19	JHD	...	...	...	10.05	9.72	68	9.92	+.6
Nuv RE In	JRS	...	...	...	11.06	8.02	159	9.34	+10.4
NuvMO Pr	NOM	...	...	...	14.66	11.31	16	12.14	+7.1

Name	Ticker Symbol	Div	Yield	PE	52-week High	Low	Vol 1000s	Last	YTD %Chg
NuvAllCEn	JMLP	1.37	20.9	...q	9.50	5.00	104	6.54	+19.1
NuvAZ	NAZ	.80	6.5	...q	14.31	11.39	9	12.30	+3.7
NuvBldAm	NBB	1.34	6.8	...q	22.10	18.70	87	19.79	+2.2
NCaAMTFr	NKX	.86	6.6	...q	15.43	12.35	80	13.13	+3.5
NCADvA	NAC	.91	7.0	...q	14.43	12.25	180	12.99	+1.9
NCalMunV	NCA	.47	5.0	...q	10.32	8.92	60	9.31	+2.3
NuvCASel	NXC	.63a	4.6	...q	17.17	13.05	8	13.56	+1.9
NCTDv2 pfC	NGKpC	.26	2.6	...				10.02	
NCTPI	NTC	.68a	5.9	...q	12.21	11.01	51	11.64	+3.4
NuvCorEqA	JCE	1.21a	9.6	...q	16.49	11.09	57	12.61	+4.8
NvCredStr	JQC	.62	7.9	...q	8.29	6.98	848	7.78	+5.1
NvDvrsDiv	JDD	1.04	10.6	...q	12.69	8.55	56	9.83	+6.5
NuvDivA	NAD	.85a	6.5	...q	14.04	12.24	981	13.01	+3.7
NuvEnhM	NZF	.83a	6.5	...q				12.68	
NvDow30DO	DIAX	1.06	6.3	...q	20.16	14.72	103	16.90	+4.8
NuEnMLP	JMF	1.35	14.1	...p	12.97	7.44	231	9.58	+18.0
NEnhMuV	NEV	.96a	7.1	...q	14.50	12.55	68	13.48	+4.7
NuvFloat	JFR	.72	7.4	...q	11.24	8.85	156	9.68	+4.9
NuvFltOp	JRO	.76a	7.9	...q	11.35	8.69	66	9.59	+6.3
NvGADiv2	NKG	.64a	5.7	...q	12.70	10.64	7	11.32	+3.4
NuvGblHIn	JGH	1.58	10.9	...	17.26	13.21	38	14.56	+6.7
NuvHi2020	JHY	.68	6.8	...q	10.34	9.50	32	9.93	+.1
NuvEnhMu	NVG	...	...	...	15.67	13.30	211	14.34	+2.6
NNYAmtF	NRK	.70	5.8	...q	13.03	11.48	60	12.00	+3.0
NuvAmtFr	NEA	.75a	5.9	...q	13.88	12.03	399	12.69	+3.1
NuvIntMu	NID	.68	5.4	...q	13.22	11.99	90	12.64	+2.1
NvIntQMu	NIQ	.57	4.5	...q	13.11	11.81	202	12.62	+2.2
NMDPI	NMY	.67a	5.5	...q	12.69	11.45	26	12.14	+3.6
NvMAP	NMT	.71a	5.7	...q	14.73	11.49	23	12.42	+5.7
NMIQI	NUM	.74	5.8	...q	13.35	12.03	47	12.83	+3.0
NuvMNMu	NMS	.80	6.4	...q	15.15	11.86	4	12.58	+3.7
NuvMtgOp	JLS	1.52	6.7	...q	24.38	22.06	41	22.65	+1.3
NuMtgOp2	JMT	1.53	6.9	...q	23.70	21.65	12	22.26	+.4
NuvMultM	JMM	.48	6.9	...q	7.77	6.58	15	6.93	+1.2
NvMul	NMI	.50a	4.8	...q	13.27	9.95	3	10.44	+3.0
NuvMuVal	NUV	.39a	4.1	...q	10.22	9.11	541	9.60	+3.6
Nv AMT-Fr	NUW	.78a	5.1	...q	17.43	14.30	14	15.23	+3.1
NuvNJDiv	NXJ	.82a	6.2	...q	13.73	12.34	141	13.25	+4.0
NuvNJMV	NJV	.59a	4.4	...q				13.39	
NNYDvA	NAN	.80a	6.4	...q	13.84	12.02	29	12.58	+2.7
NNYMV	NNY	.39a	4.1	...q	9.80	8.82	17	9.61	+.6
NuvNYSel	NXN	.55	4.1	...q	14.09	12.26	1	13.33	+3.7
NNCPI	NNC	.59a	4.8	...q	13.04	11.60	30	12.21	+3.5
NOHQI	NUO	.80	5.8	...q	14.81	13.05	12	13.81	+3.9
NvPA	NQP	.81a	6.4	...q	13.25	12.02	19	12.61	+3.4
NuvPaMV	NPN	.62a	4.3	...q				14.39	
NuvPf&Inc	JPI	1.95a	9.1	...q	24.97	18.92	60	21.44	+6.0
NvPfdInco	JPC	.80	9.0	...q	10.28	7.80	433	8.98	+7.7
NuvQPf2	JPS	.70	8.3	...q	10.19	7.32	716	8.43	+1.8
NuvREAst	JRI	1.49a	10.1	...q	18.14	13.10	155	14.81	+8.7
NuvEqtP	BXMX	1.00	7.9	...q	14.60	10.90	179	12.63	+4.6
NEqPrmG	SPXX	1.04	7.0	...q	19.88	12.81	37	14.84	+5.7
NvSMM	NIM	.31a	3.2	...q	10.07	9.31	41	9.77	+1.8
NSTFI	NXP	.55a	3.8	...q	14.95	13.63	13	14.36	+2.1
NSTFI2	NXQ	.53a	3.9	...q	14.26	13.04	15	13.62	+1.6
NSTFI3	NXR	.55a	3.8	...q	15.05	13.90	0	14.66	+2.5
NuvSnIn	NSL	.42	7.3	...q	6.65	5.30	97	5.79	+5.3
NuShDCrd	JSD	1.16a	7.6	...q	17.75	13.53	44	15.34	+7.0
Nv TA Div	JTD	1.23	8.7	...q	18.44	12.44	32	14.20	+6.0
NvTxATR	JTA	1.04	9.6	...q	14.65	9.25	42	10.74	+5.8
NTXQI	NTX	.65	5.1	...q	14.46	12.13	9	12.76	+3.0
NVAPI	NPV	.65a	5.4	...q	12.94	11.33	21	12.20	+4.1
NuverEnv n	NES	...	...	...dd	26.50	7.09	1	10.00	+22.0

- O -

Name	Ticker Symbol	Div	Yield	PE	52-week High	Low	Vol 1000s	Last	YTD %Chg
OCI Ptrs	OCIP	.70e	6.1	33	11.60	8.35		11.45	
OFG Bncp	OFG	.28f	1.7	12	18.65	8.50	145	16.84	+2.3
OFG pfA	OFGpA	1.78	7.3	...	25.06	21.39		24.34	+.5
OFG pfB	OFGpB	1.75	7.3	...	24.99	20.77		23.87	-1.7
OFG pfD	OFGpD	1.78	7.2	...	25.72	21.29	2	24.70	+3.1
OGE Engy	OGE	1.46	3.6	21	41.80	29.59	1590	40.11	+2.3
OM AsstM	OMAM	.32	2.1	16	18.62	14.52		15.35	
ONEGas	OGS	1.84	2.3	24	87.75	62.20	207	78.47	-1.4
OaktreeC	OAK	3.59e	8.9	12	46.80	38.65	84	40.56	+2.0
OasisMid n	OMP	1.72f	8.9	43	24.21	14.98	102	19.41	+21.4
OasisPet	OAS	...	...	...dd	14.57	4.74	7991	6.59	+19.2
Obsidian g	OBE	...	...	...	1.29	.33	428	.51	+27.5
OcciPet	OXY	3.12	4.7	51	87.67	56.83	4977	66.19	+7.8
Oceaneerg	OII	.60	3.9	...cc	28.62	10.74	1291	15.47	+27.9
Och-Ziff rs	OZM	...	...	...					
OcwenFn	OCN	...	...	...dd	4.84	1.20	477	1.73	+29.1
Oi SA C	OIBR/C	...	...	...	7.02	1.53	419	1.90	+18.8
OilStates	OIS	...	...	...dd	38.95	13.20	907	18.04	+26.3
Oil-Dri	ODC	.96	3.6	29	46.73	24.25	10	27.01	+1.9
OldRepub	ORI	.78	3.7	18	23.05	19.48	981	21.16	+2.9
Olin	OLN	.80	3.5	5	38.84	17.87	2221	22.68	+12.8
Om Asst 31	OMAA	1.28	5.3	...	24.96	22.66		24.13	
OmegaHlt	OHI	2.64	7.2	13	38.34	24.90	2199	36.84	+4.8
Omnicom	OMC	2.40	3.2	15	83.34	65.85	2045	75.95	+3.7
Omnova	OMN	...	...	...dd	11.90	6.28	85	7.95	+8.5
OnAssign	ASGN	...	...	32	86.13	65.70		81.88	
OnDeckCap	ONDK	...	...	71	9.41	4.11	346	7.14	+21.0
OncoCyte n	OCX	...	...	...dd	4.63	1.10	19	1.75	+26.8
OneLibrty	OLP	1.80	7.0	16	29.44	21.02	44	25.70	+6.1
OneSmart n	**ONE**	**...**	**...**	**...**	**16.00**	**6.71**	**243**	**8.09**	+3.7
OneMain	OMF	...	...	13	37.29	22.47	508	27.12	+11.7
ONEOK	OKE	3.42f	5.7	44	71.99	50.26	2872	60.04	+11.3
Ooma n	OOMA	...	...	75	17.50	9.30	37	14.99	+8.0
OppLgCap	RWL	.72e	1.5	...q	55.32	43.56	184	48.44	+4.1
Opp RUT n	OMFS	...	...	...	28.76	22.01	0	24.54	+6.3
OppMidCap	RWK	.59e	.8	...q	65.13	48.19	136	55.44	+8.2
OppSmCap	RWJ	.59e	.9	...q	79.48	53.86	94	63.46	+10.7
OppUltDiv	RDIV	1.15e	3.3	...q	39.93	31.73	594	35.28	+5.4
OpR1000V n	OVLU	...	...	...	27.53	22.90	0	24.61	+9.3
OpR1000L n	OVOL	...	...	...	27.27	23.75		25.01	+2.5
OpR1000S n	OSIZ	...	...	...	28.52	23.13		23.21	
OpR1000Y n	OYLD	...	...	...	26.63	22.48		24.31	+2.6
Op R1000D n	OMFL	...	...	...	29.21	23.67	19	25.83	+2.9
OpIntRev n	REFA	...	...	...	30.89	22.16		23.84	+4.4
OpGlbRv n	RGLB	...	...	...	30.09	23.17	1	24.83	+4.6
Opp Rev n	ESGL	...	...	...	33.09	26.51	0	29.03	+4.5
OppGlRv n	ESGF	...	...	...	33.63	25.55	0	27.63	+4.7
OppenFin	RWW	.58e	1.0	...q	74.63	53.51	0	59.53	+3.2
OpEMRev n	REEM	...	...	...	30.65	23.05		24.37	+3.0
OppenHldg	OPY	.44	1.7	9	34.15	23.51	42	26.17	+2.4
Oracle	ORCL	.76	1.6	49	53.48	42.40	16507	47.82	+5.9
Oragenics rs	OGEN	...	...	...dd	2.40	.60			
Orange	ORAN	.41e	2.6	...	18.57	15.34	392	15.63	-3.5
OrchidIsl	ORC	.96e	14.1	36	9.20	5.83	516	6.79	+6.3
OrchidsPP	**TIS**	**1.40**	**123.9**	**2**	**15.74**	**.60**	**84**	**1.13**	+20.2
OrionECarb	OEC	.80	...	59	36.55	23.12	294	27.19	+7.6
OrionGpHl	**ORN**	**...**	**...**	**...dd**	**9.83**	**4.04**	**155**	**5.23**	+21.9
Orix	IX	...	...	...	100.03	67.00	81	77.40	+8.2
OrmatTc	ORA	.53	1.0	49	70.68	45.79	112	54.17	+3.6
OshRusS n	OUSM	...	...	...	29.16	22.38	13	24.81	+5.1
OshIntQ n	ONTL	...	...	...	29.06	23.70		24.38	
OshkoshCp	OSK	.96	1.4	16	100.26	51.42	751	68.38	+11.5
OsiskoGl n	OR	.20	...	...	12.10	7.00	545	9.06	+3.2
OutfrontM	OUT	1.44	7.2	18	22.99	16.81	827	20.13	+11.1
OversSh wi	OSG/WI	...	...	...				2.75	
OverSh rs	OSG	...	...	...	4.16	1.53	219	2.00	+20.5
OwensMin	OMI	.30m	4.2	5	22.91	5.83	1464	7.21	+13.9
OwensCorn	OC	.88f	1.9	14	96.52	40.64	1918	46.75	+6.8
OwensIll	OI	.20	1.1	21	23.61	15.67	1570	18.15	+5.3
OwensRM	ORM	.80	4.0	14	20.75	13.71	1	20.12	+7.1
OxfordInds	OXM	1.36	1.8	17	97.19	63.50	110	74.13	+4.3

P-Q

Name	Ticker Symbol	Div	Yield	PE	52-week High	Low	Vol 1000s	Last	YTD %Chg
PBF Engy	PBF	1.20	3.5	10	53.91	28.25	1614	34.21	+4.7
PBF Logist	PBFX	1.96f	9.4	12	22.70	17.75	54	20.94	+4.2
PCM Fund	PCM	.96	9.1	...q	11.97	9.35	13	10.56	+4.0
PG&E Cp	PCG	2.12f	11.9	3	49.42	15.78	24678	17.76	-25.2
PGT Inc	PGTI	...	...	20	26.40	14.50	498	16.78	+5.9
PIMCO1-3Tr	TUZ	.34a	.7	...q	50.33	49.70	8	50.10	-.1
Pimc1-5Tip	STPZ	.53e	1.0	...q	52.06	50.70	31	51.04	+.4
Pim15TIPS	LTPZ	.42e	.7	...q	69.23	60.26	11	62.50	+.2
PimBrdTIPS	TIPZ	.80e	1.4	...q	58.22	55.39	2	56.20	+.3
PimLwDur	LDUR	2.82e	2.0	...q	101.42	98.44	29	98.78	
PimcoTR	BOND	6.13e	6.0	...q	106.06	100.80	109	102.86	+.1
Pim0-5HYCp	HYS	5.21e	5.3	...q	101.47	94.05	2702	98.35	+3.4
PimIGBd	CORP	3.12a	3.1	...q	105.44	97.04	24	99.57	+.5
PimShMat	MINT	.82e	.8	...q	101.72	100.93	1433	101.03	+.1
PimIntMu	MUNI	1.26	2.4	...q	53.67	51.69	22	52.91	+.2
PimSTMun	SMMU	.47e	.9	...q	50.22	49.48	4	49.84	
Pim25yrZro	ZROZ	3.07e	2.7	...q	119.60	100.44	10	111.75	-.7
PJT Part n	PJT	.20	.5	...dd	61.18	35.28	70	42.33	+9.2
PLDT Inc	**PHI**	**1.60e**	**6.8**	**...**	**32.66**	**20.49**	**138**	**23.62**	+10.5
PNC pfP	PNCpP	1.65	6.3	...	28.36	25.04	153	26.21	+1.8
PNC pfQ	PNCpQ	1.34	5.6	...	25.36	22.30	49	23.97	+3.7
PNC	PNC	3.80	3.2	10	163.59	108.45	3530	119.58	+2.3
PNC wt	PNC/WS	...	...	...	89.25	77.32		88.25	
PNM Res	PNM	1.16f	2.8	20	45.35	33.75	227	41.80	+1.7
POSCO	PKX	...	...	...	93.12	52.17	133	57.71	+5.0
PPDAI n	PPDF	...	...	...	8.68	3.50	726	3.86	+7.2
PPG s	PPG	1.92	1.9	18	122.07	94.37	1015	102.65	+.4
PPG wd	PPG/WD	...	...	...				138.47	
PPL Cap 73	PPX	1.48	5.9	...	25.75	23.63	52	24.89	+1.1
PPL Corp	PPL	1.64	5.5	13	32.46	25.30	4402	29.57	+4.4
PQ GrpH n	PQG	...	...	31	18.69	12.88	51	15.02	+1.4
PS BusPk	PSB	4.20f	3.1	27	143.55	107.91	89	134.02	+2.3
PSBPk pfU	PSBpU	1.44	6.2	...	25.99	22.55	56	23.30	-.6
PSBPk pfV	PSBpV	1.42	6.0	...	25.48	22.61	9	23.86	+.7
PS BusP pfY	PSBpY	...	...	...	24.78	20.07	28	21.55	+4.9
PS BusP pfX	PSBpX	1.31	6.0	...	25.34	20.21	17	21.85	+4.8
PS BsPk pfW	PSBpW	...	...	...	25.37	20.03	5	21.80	+5.4
PVH Corp	PVH	.15	.2	11	169.22	86.46	1551	98.94	+6.4
PcrTrnd750	PTLC	...	...	...q	31.87	27.13	603	28.78	
PcrTrnd450	PTMC	...	...	...q	33.96	29.04	315	30.86	+.1
PcrTrnd100	PTNQ	...	...	...q	36.44	29.07	75	32.69	
PacrCash n	GCOW	...	...	...	33.93	26.76	29	29.15	+4.4
PacrTrendp	PTEU	...	...	...	33.39	24.98	53	25.07	+.1
Pacr Wlth n	PWS	...	...	...	27.67	23.18	15	23.95	-.8
Pac Cash n	CALF	...	...	...	32.73	21.63	13	25.00	+7.9
PacDvCsh n	ICOW	...	...	...	31.03	23.12	11	25.72	+7.0
PacCashCow	COWZ	...	...	...				28.80	
PacifCstOil	ROYT	.15e	8.1	4	2.95	1.48	95	1.82	+11.0
PacDrill rs	PACD	...	...	...dd				.38	
PacGE pfA	PCGpA	1.50	8.2	...	29.12	15.99	76	18.33	-4.5
PacGE pfB	PCGpB	1.37	8.1	...	26.19	14.39	10	17.00	-.9
PacGE pfC	PCGpC	1.25	8.2	...	24.95	13.51	5	15.30	-2.9
PacGE pfD	PCGpD	1.25	8.2	...	24.89	13.01	11	15.30	-2.9
PacGE pfE	PCGpE	1.25	8.2	...	25.30	13.51	2	15.30	-2.9
PacGE pfG	PCGpG	1.20	8.1	...	24.15	12.51	3	14.73	-1.4
PacGE pfH	PCGpH	1.12	7.8	...	23.75	12.12	10	14.50	+3.7
PacGE pfI	PCGpI	1.09	7.5	...	22.99	12.51	15	14.50	+5.5
Pacif pf	PPWp	5.00	5.0	...				100.26	
PackAmer	PKG	3.16	3.5	14	131.13	77.90	1143	90.87	+8.9
Pagsegur n	PAGS	...	...	30	39.97	17.02	957	22.04	+17.7
PalatinTch	**PTN**	**...**	**...**	**...**	**1.59**	**.59**	**510**	**.75**	+5.4
PaloAltNet	PANW	...	...	...dd	239.50	148.41	1043	196.00	+4.1
PampaEng	PAM	...	...	...	72.98	24.93	411	35.80	+12.5
Pandora	P	...	...	...dd	10.07	4.09	6467	8.62	+6.6
PanhO&G	PHX	.16	1.0	19	23.10	14.24	13	16.50	+6.5
ParPetr rt	PARR/r	...	...	...				.06	
ParPetrol	PARR	...	...	21	19.88	16.42		17.87	
ParTech	PAR	...	...	73	26.40	8.24	90	21.24	-2.3
ParaGold n	PZG	...	...	4	1.64	.81	35	.99	+19.3
ParamtGp	PGRE	.40	3.0	...	16.05	12.18	1003	13.24	+5.4
Paretem rs	TEUM	...	...	...dd	3.59	1.54		2.25	
ParkEl	PKE	.40	1.8	16	24.16	16.45	229	21.97	+21.6
ParkHot n	PK	2.80f	9.8	...	34.27	23.91	2531	28.48	+9.6

Continued on **next page**

Continued from **previous page**

NYSE

Name	Ticker Symbol	Div	Yield	PE	52-week High	52-week Low	Vol 1000s	Last	YTD %Chg
ParkNatl	PRK	3.84	4.3	13	119.00	79.27	19	90.21	+6.2
ParkerHan	PH	3.04	1.9	19	212.80	140.82	723	157.96	+5.9
ParsleyEn	PE	...	...	22	33.43	14.17	6143	19.01	+19.0
PartRe pfF	PREpF	1.47	5.9	...	27.26	21.71	6	25.05	+6.4
PartRe pfG	PREpG	1.63	6.4	...	26.98	23.48	1	25.57	+3.6
PartRe pfH	PREpH	1.81	7.0	...	29.17	24.26	21	26.00	+3.2
PartRe pfI	PREpI	1.47	6.0	...	26.16	21.01	14	24.36	+7.0
PartyCity n	PRTY	...	...	12	16.95	8.24	1279	11.75	+17.7
PaycomSft	PAYC	...	...	98	164.08	80.39	303	128.61	+5.0
PeabodyE n	BTU	.52	1.6	...	47.84	29.08	714	31.99	+5.0
PeabEn pfA	BTUp	2.13	...	...					
▲Pearson	PSO	.80e	6.1	...	13.04	8.94	189	13.05	+9.3
Pebblebrk	PEB	1.52	4.9	18	41.65	26.59	1607	30.90	+9.1
Pebble pfC	PEBpC	1.63	6.6	...	25.96	23.00	2	24.70	+5.0
Pebbleb pfD	PEBpD	2.09	8.6	...	25.88	21.35	3	24.35	+5.0
Pedevco rs	**PED**	**...**	**...**	**...**	**4.44**	**.26**	**167**	**1.18**	+55.9
Pembina g	PBA	1.56	...	25	36.84	28.30	531	33.04	+11.4
Penney	JCP	...	...	...dd	4.75	.92	11178	1.28	+23.1
PennaRE	PEI	.84	11.7	10	12.45	5.60	989	7.19	+21.0
PenRE pfB	PEIpB	1.84	10.2	...	25.23	14.72	68	18.10	+10.6
PenRE pfC	PEIpC	1.80	10.1	...	25.65	14.30	49	17.80	+10.6
PenRE pfD	PEIpD	1.72	10.0	...	25.07	13.26	52	17.17	+10.5
PennyMFn	PFSI	.47	...	9	25.20	18.77		19.99	
PennyMac	PMT	1.88	9.7	20	21.35	15.44	332	19.36	+4.0
Penny pfA	PMTpA	2.03	8.2	...	25.80	22.56	13	24.66	+3.7
PennyM pfB	PMTpB	...	...	...	25.38	22.52	17	24.48	+4.4
Penske	PAG	1.48f	3.3	11	54.83	38.49	288	45.12	+11.9
Pentair	PNR	.72f	1.8	12	74.84	35.30	1740	40.47	+7.1
Penumbra n	PEN	...	...	...cc	167.35	82.55	344	129.64	+6.1
PerfFood n	PFGC	...	...	19	39.45	28.05	538	33.35	+3.3
PerkElm	PKI	.28	.3	32	98.33	70.74	646	82.56	+5.1
PermRck n	PRT	...	...	...	16.69	5.45	81	10.17	+71.8
Prmian	PBT	.61e	8.8	19	10.30	5.52	64	6.91	+17.1
PermvRoy	PVL	1.45e	56.9	7	4.41	1.70	40	2.55	+35.6
Perrigo	PRGO	.76	1.7	16	95.93	36.28	1547	43.90	+13.3
Perspecta n	PRSP	...	...	...cc	26.64	15.74	462	18.87	+9.6
PetChina	PTR	.70e	1.1	...	85.02	59.21	126	64.86	+5.4
PetrbrsA	PBR/A	...	...	...	15.51	7.55	7001	13.63	+17.6
Petrobras	PBR	...	...	...	17.20	9.02	15291	15.48	+19.0
Pfenex	**PFNX**	**...**	**...**	**...dd**	**8.42**	**2.85**	**49**	**4.17**	+30.7
Pfizer	PFE	1.44f	3.4	17	46.47	33.20	37633	42.31	-3.1
Pfizer wd	PFE/WD	...	...	...				28.25	
PhlpsSelEn	DSE	1.26	26.0	...	7.18	3.62	83	4.84	+23.2
PhilaEn n	PESC	...	...	...					
PhilipMor	PM	4.56	6.7	17	111.25	64.67	8944	68.15	+2.1
PhilipsNV	PHG	.88e	2.5	...	46.67	32.98	838	35.47	+1.0
Phillips66	PSX	3.20f	3.4	11	123.97	78.44	2301	92.94	+7.9
Phill66LP	PSXP	3.17f	6.5	15	56.48	40.76	323	48.67	+15.6
PhoenixCo n	PFX	...	...	...					
PhxNMda	**FENG**	**...**	**...**	**82**	**7.39**	**2.83**	**124**	**3.28**	+2.5
PhysRltTr	DOC	.92	5.6	57	18.08	14.13	950	16.44	+2.6
PiedmOfc	PDM	.84	4.6	8	20.57	16.43	551	18.17	+6.6
Pier 1	PIR	.28	36.2	...dd	4.26	.28	7072	.77	+152.6
PimUS Eq n	MFUS	...	...	...	30.22	24.12	1	26.16	+3.8
Pim IntEq n	MFDX	...	...	...	28.41	21.80	1	23.41	+4.8
PimEmMkt	MFEM	...	...	...	28.32	21.67	7	23.03	+4.2
PimcoCA	PCQ	.92	5.5	...q	17.89	14.35	19	16.62	+2.9
PimcoCA2	PCK	.65	7.8	...q	9.31	7.55	71	8.30	+6.0
PimcCA3	PZC	.72	7.0	...q	11.05	9.02	62	10.25	+7.6
PimcoCp&I	PCN	1.35	8.6	...q	19.25	13.35	125	15.66	+5.2
PimCpOp	PTY	1.56a	9.5	...q	18.93	13.30	295	16.38	+6.8
PimDyCrd	PCI	1.97	8.9	...q	24.65	19.35	564	22.09	+4.9
PimDyInco	PDI	2.65a	8.7	...q	34.04	26.68	476	30.37	+4.1
PimcIncStr	PFL	1.08	9.7	...q	12.54	10.11	108	11.09	+2.0
PimIncStr2	PFN	.96	9.7	...q	10.87	8.88	131	9.87	+3.6
PimStPls	PGP	2.20	16.5	...q	16.40	9.72	44	13.35	+14.3
PimcoHiI	PHK	1.24	14.8	...q	9.04	7.35	700	8.38	+4.6
PimIncOpp	PKO	2.28a	8.8	...q	27.98	23.21	30	26.03	+2.5
PimcoMuni	PMF	.98	7.4	...q	13.50	12.15	102	13.14	+4.7
PimcoMu2	PML	.78	5.7	...q	13.80	11.80	236	13.68	+2.8
PimcMu3	PMX	.75	6.5	...q	11.80	10.76	111	11.61	+4.2
PimcoNY	PNF	.68	5.4	...q	12.96	10.98	12	12.70	+8.5
PimcoNY2	PNI	.80	7.0	...q	11.97	10.37	24	11.40	+8.4
PimcNY3	PYN	.63	6.6	...q	10.25	8.26	4	9.60	+10.9
PimcoStrIn	RCS	.96	9.6	...q	10.31	8.72	118	9.99	+3.2
PinWst	PNW	2.95f	3.4	20	92.64	73.41	1073	86.07	+1.0
PionDvrsHi	HNW	1.38	10.2	...q	15.84	12.74	36	13.47	+3.6
PionEnSvc	PES	...	...	...dd	6.35	1.14	621	1.89	+53.7
PionFltRt	PHD	.72	7.0	...q	11.80	9.56	157	10.33	+5.0
PionHiIn	PHT	1.14	13.4	...q	9.89	7.76	137	8.49	+6.5
PioMuAdv	MAV	.84	7.8	...q	11.51	10.01	96	10.73	+5.2
PioMunHi	MHI	.84	7.5	...q	12.00	10.61	98	11.25	+2.6
PioNtrl	PXD	.32	.2	...cc	213.40	119.08	1858	145.24	+10.4
PiperJaf	PJC	1.50f	2.1	...dd	99.80	61.35	64	70.27	+6.7
PitnyBw	PBI	.75	10.9	4	14.80	5.51	1596	6.90	+16.8
PitnyBw 43	PBIpB	1.67	7.1	...	25.24	19.66	28	23.70	+1.0
PivotSft n	PVTL	...	...	...	31.24	14.43	771	17.43	+6.6
PlainsAAP	PAA	1.95	8.2	38	27.70	19.33	4167	23.76	+18.6
PlainsGP rs	PAGP	1.70	...	21	27.00	19.17	2010	23.64	+17.6
▲PlanetFit n	PLNT	...	...	3	58.98	28.98	1776	58.63	+9.3
PlanetGrn	PLAG	...	...	...	11.51	.13	61	3.13	+27.8
Plantron	PLT	.60	1.7	12	82.28	30.90	490	36.03	+8.9
PlatfmSpc	PAH	...	...	16	13.54	9.09	1679	11.82	+14.4
PlatGpM rs	PLG	...	...	1	.58	.08		.16	
PlayAGS n	AGS	...	...	...	32.80	16.66	242	24.90	+8.3
PlymInd n	PLYM	1.50	9.9	...dd	18.75	10.95	52	15.10	+19.7
PlymInd pfA	PLYMpA	1.88	7.5	...	25.99	20.06	4	24.95	+12.3
PolarStarR	PSRT	...	...	...					
Polaris	PII	2.40	2.8	19	137.66	70.27	787	84.25	+9.9
PolyMet g	PLM	...	...	...dd	1.36	.75	171	.80	-1.2
PolyOne	POL	.78f	2.5	14	47.48	26.16	525	31.01	+8.4
PortGE	POR	1.45	3.2	20	50.40	39.02	462	45.41	-1.0
PostHldg	POST	...	...	10	101.43	70.66	950	98.27	+10.3
PowrREIT	PW	...	...	...dd	6.92	5.30	1	5.36	-4.3
PwREIT pfA	PWpA	...	...	...	26.90	25.11	0	25.42	-1.3
PS AlphaQ	PQY	...	...	...q					
PSActUSRE	PSR	2.33e	1.9	...q	80.83	72.60		79.16	
PS SPXDn	PHDG	.41e	1.3	...	34.48	26.87		28.30	
PS GrMult	PSMG	...	...	...	14.48	13.36		14.00	
PS BalMul	PSMB	...	...	...	13.94	13.01		13.48	
PS ModCon	PSMM	...	...	...	13.42	12.79		13.16	
PS Consrv	PSMC	...	...	...	12.96	12.60		12.75	
PSCrudeDS	DTO	...	...	...q	108.16	45.69	5	70.50	-30.2
PwSBMetS	BOS	...	...	...q	22.02	13.07		20.69	
PSBMetDL	BDD	...	...	...q	11.60	3.90		6.88	
PSBMetDS	BOM	...	...	...q	12.41	4.24	0	11.00	+23.4
PSCrudeLg	OLO	...	...	...q	7.17	4.01	0	5.06	+15.5
PSCrudeSh	SZO	...	...	...q	82.81	44.71		76.30	-7.7
PwshDB	DBC	...	...	...q	18.47	16.01		17.91	
PwShCurH	DBV	...	...	...q	24.63	21.17		24.43	
PS Engy	DBE	...	...	...q	17.40	13.73		16.57	
PS PrcMet	DBP	...	...	...q	40.26	37.66		37.83	
PS Silver	DBS	...	...	...q	27.00	24.59		24.97	
PS Agri	DBA	...	...	...q	19.68	18.32		19.14	
PS Oil	DBO	...	...	...q	12.75	9.93		11.77	
PS Gold	DGL	...	...	...q	43.28	40.67		40.85	
PS BasMet	DBB	...	...	...q	19.94	17.96		18.76	
PS USDBull	UUP	...	...	...q	25.00	23.09		24.80	
PS USDBear	UDN	...	...	...q	23.27	21.57		21.75	
PShPuLgGr	PXLG	.42e	.8	...q	50.50	44.45		50.39	
PShPuLVal	PXLV	.76e	2.0	...q	40.74	36.35		38.48	
PSS&PMom	SPMO	...	...	...q	38.04	30.52		37.55	
PSS&PVal	SPVU	...	...	...q	37.53	32.58		34.33	
PSShTHYB	PGHY	1.08	4.6	...q	24.05	23.53		23.56	
PS SrLoan	BKLN	1.01	4.8	...q	23.27	22.98		22.99	
PS IntlBd	PICB	.57	2.2	...q	28.77	26.05		26.22	
PS CEFInc	PCEF	1.91	8.3	...q	24.22	22.35		23.05	
PSVrdoTF	PVI	...	...	...q	26.18	24.51		24.94	
PShCalMu	PWZ	.80	3.1	...	26.38	25.41		25.87	
PShNYMu	PZT	.86	3.6	...	24.65	23.71		24.06	
PShNatMu	PZA	.87	3.5	...	25.79	24.84		25.15	
PSHYCpBd	PHB	.84	4.5	...q	19.06	18.34		18.42	
PwShPfd	PGX	.86	5.9	...q	14.86	14.10		14.50	
PShEMSov	PCY	1.50	5.6	...	29.72	26.69		26.92	
PShGClnEn	PBD	.17e	1.3	...q	13.78	12.11		12.86	
PSEmgMkt	PXH	.49e	2.2	...q	25.32	21.43		21.91	
PSDvMxUSs	PDN	.53e	1.5	...q	36.59	32.64		34.52	
PSDvxUS	PXF	1.11e	2.5	...q	48.75	43.34		44.73	
PShIntlDev	IDHQ	.33e	1.4	...q	25.51	22.71		24.21	
PSAsxJ	PAF	1.91e	3.3	...q	62.67	55.81		57.97	
PSIndia	PIN	.12e	.5	...q	27.95	23.76		24.98	
PSS&PBW	PBP	1.07e	3.3	...q	21.91	19.67		21.90	
PrecDrill	PDS	.28	...	...dd	4.14	1.62	910	2.23	+28.2
PfdAptCm	APTS	1.02	6.2	...dd	19.35	13.14	267	16.39	+16.6
Prestige rs	PBH	...	...	3	46.44	27.84	452	31.17	+.9
Pretium g	**PVG**	**...**	**...**	**...**	**11.68**	**6.17**	**6876**	**7.30**	-13.6
Primerica	PRI	1.00	1.0	13	128.35	90.05	183	104.04	+6.5
PrinEdgAln	YLD	.75e	...	...q	41.93	36.87	1	38.49	+1.5
PrinActGl	GDVD	...	...	...	29.52	23.38	0	25.12	+3.6
Prin Cont n	PVAL	...	...	...	27.51	22.19		23.09	+4.1
Prn MegC n	USMC	...	...	...	28.66	23.78	3	25.70	+2.4
PrinSpec n	PREF	...	...	...	100.86	89.51		91.24	+1.3
PrincREstl	PGZ	1.32m	7.8	...q	18.85	15.31	18	16.97	+2.6
PrinEq n	PEM	...	...	...					
ProAssur	PRA	1.24a	3.0	21	56.19	34.95	238	40.88	+.8
ProLogis	PLD	1.92	3.1	26	68.95	55.21	2524	62.38	+6.2
ProPetr n	PUMP	...	...	...	22.88	11.27	1152	14.79	+20.0
PrShtDow rs	DOG	...	...	...q	62.92	55.56		58.56	
PrShtMC rs	MYY	...	...	...q	48.12	42.84		43.44	
PrUltDow s	DDM	...	...	...q	51.22	32.81	824	39.87	+5.4
ProUltMC s	MVV	...	...	...q	47.07	26.88	36	33.89	+11.5
PrUltQQQ s	QLD	...	...	...q	102.51	58.44	1701	73.04	+8.7
ProUltSP s	SSO	.40e	.4	...q	129.98	81.39	2683	99.22	+6.9
PrUShCnG	SZK	...	...	...q	20.25	12.80	1	16.93	-6.4
ProShtHY	SJB	...	...	...q	24.12	22.45	197	22.71	-3.4
ProUShBM rs	SMN	...	...	...q	30.46	23.46		25.48	
Pro20 yrT	UBT	1.13e	1.5	...q	82.37	65.00	11	75.28	-2.1
Pro7-10yrT	UST	.42e	.8	...q	57.20	51.12	48	55.41	-.7
ProSShOG	DDG	...	...	...q	29.53	20.60	1	25.20	-8.5
ProSShFn rs	SEF	...	...	...q	24.28	21.80		22.76	
ProLCCre s	CSM	.67e	1.1	...q	72.92	56.69	27	63.44	+4.7
ProUltTl s	LTL	...	...	...q	50.54	29.37		32.38	
ProHdgRep	HDG	...	...	...q	46.26	42.40	11	43.91	+2.0
ProUltEM	EET	...	...	...q	114.48	57.30	4	67.96	+9.5
ProRafiLS	RALS	.62e	1.7	...q	38.00	32.43	1	35.78	-1.1
ProUSL7-10T	PST	...	...	...q	23.95	21.34	22	21.93	+.7
ProShtEafe	EFZ	...	...	...q	30.59	23.78	65	28.22	-4.4
ProShtEM	EUM	...	...	...q	21.76	16.23	1134	19.42	-4.8
ProUltEaf s	EFO	...	...	...q	50.26	28.98	1	33.38	+9.4
ProUEurop	UPV	...	...	...q	66.95	35.54	0	41.15	+8.4
ProShtBM	SBM	...	...	...q	22.14	16.90		20.01	-3.7
ProUltSEM	EEV	...	...	...q	8.96	6.82		8.17	
ProUltRE s	URE	...	...	...q	70.33	50.79	14	60.18	+7.4
ProUltFin s	UYG	...	...	...q	47.86	28.46	35	34.69	+6.3
ProShtRE	REK	...	...	...q	17.94	15.03	4	15.91	-3.5
ProShtChi50	YXI	...	...	...q	22.09	16.42	5	20.22	-3.9
ProUltSem s	USD	...	...	...q	54.11	25.62	14	31.84	+7.5
ProUltUt s	UPW	...	...	...q	55.00	37.86	1	48.29	+2.4
PrUltTech s	ROM	...	...	...q	124.42	68.54	34	83.75	+6.2
ProUltJpn s	EZJ	1.28p	...	...q	50.46	27.00	0	31.54	+10.2
ProUltO&G	DIG	.46e	1.7	...q	47.42	20.33	127	27.82	+19.2
ProUltInd s	UXI	...	...	...q	83.64	46.63	1	58.43	+11.7
PrUltHCr s	RXL	.63e	.7	...q	118.30	79.39	9	95.28	+4.8
ProUCnsSv s	UCC	...	...	...q	111.63	68.28	0	86.73	+12.2
PrUCnsGd s	UGE	...	...	...q	52.04	31.33	1	36.33	+6.8
ProUBasM	UYM	.15e	.3	...q	82.75	41.70	42	51.57	+9.2
PrUlPR2K s	URTY	...	...	...q	114.27	41.61	180	60.69	+22.4
PUltM400 s	UMDD	.03e	...	...q	138.31	58.86	2	82.62	+18.9
ProUltSC s	SAA	...	...	...q	134.63	68.69	2	87.79	+13.6
ProUPD30 s	UDOW	...	...	...q	116.82	58.01	1231	77.24	+8.3
ProUIR2K s	UWM	...	...	...q	89.24	46.25	197	59.85	+14.8
ProSht20Tr	TBF	...	...	...q	24.43	21.98	585	22.60	+.9
PUltSP500 s	UPRO	...	...	...q	58.95	28.65	4555	38.33	+10.2
ProUChin50	XPP	.74p	...	...q	113.86	53.70	4	61.00	+7.5
PrUSSilv s	ZSL	...	...	...q	45.75	28.95	37	36.84	-.7

Name	Ticker Symbol	Div	Yield	PE	52-week High	52-week Low	Vol 1000s	Last	YTD %Chg
PUVxST rs	UVXY	...	...	...q	150.90	38.20		39.95	
ProVixST rs	VIXY	...	...	...q	46.84	21.24	1245	33.42	-13.4
PS ShCrd rs	OILD	...	...	...	45.80	31.56		35.52	
PS Crde n	OILU	...	...	...	75.00	11.93	981	19.95	+48.1
PrUCrude rs	UCO	...	...	...q	39.36	12.20	4102	17.36	+30.5
PrUltYen rs	YCL	...	...	...q	65.77	53.53	1	58.70	+2.0
PrSUltNG rs	BOIL	...	...	...q	40.35	25.20		41.48	
PVixMTFut	VIXM	...	...	...q	28.17	19.88	38	25.50	-4.6
PrUltSilv	AGQ	...	...	...q	36.55	21.74	123	26.54	+.6
PrUltShN s	KOLD	...	...	...q	47.54	10.60	74	21.76	+2.5
ProUShGld	GLL	...	...	...q	86.21	63.08	18	72.65	-.3
PrSUShAus	CROC	...	...	...q	56.24	42.20	3	53.14	-3.2
PrUltShYen	YCS	...	...	...q	79.35	64.93	3	72.22	-2.2
ProSUltGold	UGL	...	...	...q	44.38	31.92	44	37.45	+.1
ProShtVx s	SVXY	...	...	...q	139.47	9.53		14.37	
PrUShCrd s	SCO	...	...	...q	33.20	12.29	1533	21.99	-24.9
ProShtEuro	EUFX	...	...	...q	44.40	38.37	0	42.97	-.2
ProUltEuro	ULE	...	...	...q	18.97	14.63	38	15.18	+.4
ProUShEuro	EUO	...	...	...q	25.02	19.46	163	24.13	-.5
ProctGam	PG	2.87	3.1	23	96.90	70.73	11084	91.17	-.8
ProgsvCp	PGR	.69e	1.1	25	73.69	50.79	2039	61.97	+2.7
ProsHldg	PRO	...	...	...dd	41.10	26.23	133	32.48	+3.4
ProShtQQQ	PSQ	...	...	...q	37.22	28.99	1740	32.87	-4.4
ProShSP rs	SH	...	...	...q	33.59	27.08	9157	30.24	-3.5
PrUShSP rs	SDS	...	...	...q	49.47	32.53	8417	39.87	-7.1
PrUShDow rs	DXD	...	...	...q	38.32	30.08		32.88	
PUShtMdC	MZZ	...	...	...q	26.08	15.55	10	20.24	-11.6
PUShtQQ rs	QID	...	...	...q	56.76	41.48		43.04	
PrShRs2K rs	SRTY	...	...	...q	48.50	20.36	807	31.66	-20.0
PrUShD3 rs	SDOW	...	...	...q	24.21	13.54	5144	17.44	-9.2
PUltShtF rs	FINZ	...	...	...q	13.56	6.46	11	9.62	-9.8
PrSUlhGM rs	GDXS	...	...	...q	23.12	12.13	2	14.47	+.7
ProUShL20	TBT	...	...	...q	41.70	33.76	2233	35.71	+1.7
PrShR2K rs	RWM	...	...	...q	49.93	36.82	621	43.50	-6.9
PrUShHC rs	RXD	...	...	...q	32.14	21.36	2	24.58	-4.4
PrUShCnS rs	SCC	...	...	...q	25.23	16.35		19.36	-11.7
PrUShRE rs	SRS	...	...	...q	37.33	25.81	51	28.59	-7.3
PUShtR2K	TWM	...	...	...q	23.55	13.00	744	17.81	-13.6
PrUShtSC	SDD	...	...	...q	20.13	10.94	9	15.46	-12.6
PUShChi50 rs	FXP	...	...	...q	70.76	49.48		59.72	
PS DecRt n	EMTY	...	...	...	40.43	29.57	14	34.50	-6.7
PUShtIndl	SIJ	...	...	...q	23.40	13.48	103	17.79	-12.0
PS OnlSt n	CLIX	...	...	...	51.84	39.01	4	44.80	+7.2
PrShtSmC	SBB	...	...	...q	39.59	29.00	1	34.74	-6.4
PUPShtMC	SMDD	...	...	...q	16.21	7.66	7	11.12	-16.9
PrSh K1 n	OILK	...	...	...	28.82	16.35	17	19.65	+14.7
PUShtEur	EPV	...	...	...q	44.14	26.83	6	37.58	-8.1
PUShtSPX rs	SPXU	...	...	...q	52.28	36.76		39.68	
PrUOGEx rs	UOP	...	...	...q				18.82	
PUShtJpn	EWV	...	...	...q	36.73	22.75	3	30.83	-10.3
ProSPDvA	NOBL	1.00e	1.6	...q	68.51	56.79	497	62.03	+2.5
PUltShEafe	EFU	...	...	...q	32.09	19.90	3	27.45	-8.8
PrUGMin rs	GDXX	...	...	...q	47.81	21.89	4	31.26	-1.1
PrUltBra rs	UBR	...	...	...q	107.88	42.35	3	79.14	+25.4
PrSht20yTr	TTT	...	...	...q	33.06	24.12	65	26.19	+1.8
ProGblInf	TOLZ	1.63e	4.0	...q	44.20	36.64	5	40.42	+6.0
PUltShOG	DUG	...	...	...q	58.54	27.88	86	41.69	-17.0
PS MngdF	FUT	...	...	...	44.54	39.00		39.53	-1.8
PrGPrEq bt	PEX	1.53e	4.8	...q	37.96	29.02	1	31.72	+6.5
ProEurDiv	EUDV	.15p	...	...q	44.13	35.35	5	38.11	+4.7
PHYIntH bt	HYHG	3.16	4.9	...q	69.64	60.65	27	65.05	+4.8
ProSPxTch	SPXT	.23p	...	...q	56.14	44.99	1	49.75	+4.4
ProSPxHC	SPXV	.24p	...	...q	60.55	48.43		52.46	+2.4
ProMerger	MRGR	.12e	.3	...q	37.60	34.73	0	37.01	+.1
ProSPxFin	SPXN	.23p	...	...q	59.89	49.76	0	53.54	+5.0
ProSPxEgy	SPXE	.22p	...	...q	61.53	49.65		54.28	+4.6
PrUltPFn	FINU	.29e	.5	...q	134.30	45.81	19	61.59	+9.1
PrUltPFn s	FINU/WI	...	...	...q					
PrS HdJp n	HGJP	...	...	...				30.04	
PrIGIntH bt	IGHG	2.15	3.0	...	78.88	70.09	21	71.99	+1.2
ProSht7-10y	TBX	...	...	...q	29.79	27.63	27	28.54	+.3
ProUShHm	HDZ	...	...	...q				14.35	
ProUHome	HBU	...	...	...q				20.75	
PrUSOGEx	SOP	...	...	...q				16.08	
PrUShBrz rs	BZQ	...	...	...q	48.70	32.05		46.05	
PrSPMCDv	REGL	.65e	1.2	...q	58.48	49.07	53	53.37	+3.2
ProSR2KDv	SMDV	.47e	...	...q	60.37	51.09	62	55.80	+3.7
PSSTEm bt	EMSH	4.88e	6.6	...	77.25	73.00		74.07	+.6
ProUltHY	UJB	1.72e	2.8	...q	68.43	59.43		61.76	+3.5
PrUShtUtl	SDP	...	...	...q	31.15	20.04	1	22.27	-2.6
PrUltShtTc	REW	...	...	...q	17.75	10.55	20	13.57	-7.9
PrUShtFn	SKF	...	...	...q	27.97	17.93	65	22.66	-6.8
Pro CovBd n	COBO	...	...	...					
PUShtSem rs	SSG	...	...	...q	22.00	14.70		15.28	
ProMornAlt	ALTS	.38e	1.0	...q	38.72	35.98	2	36.59	+1.4
Pro30BEI	RINF	.58e	2.1	...q	30.08	26.60		27.22	+1.3
ProDivGro	EFAD	.70e	1.9	...q				37.52	
PS EMkDv	EMDV	...	...	...	64.49	48.85	1	55.50	+3.7
ProCdNASh	WYDE	...	...	...q	33.45	31.66	1	32.08	-2.2
Pr GBIGl n	GGOV	...	...	...					
ProsCap 24	PBB	1.56	6.3	...	26.13	23.10	19	24.81	+1.4
ProspBcsh	PB	1.64f	2.5	17	79.20	57.01	568	66.89	+7.4
Protalix	PLX	...	...	...dd	.83	.27	761	.44	+41.2
ProtLf n	PLpE	1.50	...	...					
ProtoLabs	PRLB	...	...	62	166.60	100.05	87	118.53	+5.1
Provect wt	PVCT/WS	...	...	...				.02	
ProvidFS	PFS	.84	3.4	16	29.12	22.22	75	24.94	+3.4
ProvMtgC	PMCA	...	...	...					
Prudentl	PRU	3.60	4.1	9	127.14	75.61	1884	87.31	+7.1
Prudentl18	PFK	.65	2.6	...	25.55	24.92		24.99	
PrudFn 52	PJH	1.44	5.8	...	26.09	23.11	30	24.81	+4.5
PrudtlF 53	PRH	1.43	5.8	...	25.75	22.89	68	24.54	+5.2
PruSDHiY	GHY	1.32	9.9	...q	14.54	13.70		13.28	
PruUK pf	PUKp	1.69	6.6	...	27.17	24.59	15	25.56	+.8
PruUK pfA	PUKpA	1.63	6.2	...	26.99	25.11	20	26.10	-.1
Prud UK	PUK	1.49e	4.0	...	55.36	33.32	332	37.03	+4.7
PruShHiY	ISD	1.32	9.7	...q	14.97	13.98		13.54	
PSEG	PEG	1.80	3.5	18	56.68	46.19	2884	52.00	-.1
PubStrg	PSA	6.80	3.4	22	234.90	180.48	965	200.92	-.7
PubSt pfU	PSApU	1.41	5.7	...	25.55	23.07	11	24.60	+.4
PubSt pfV	PSApV	1.34	5.8	...	25.37	21.83	152	23.26	+2.9
PubSt pfW	PSApW	1.30	5.7	...	25.40	21.33	59	22.84	+3.8
PubSt pfX	PSApX	1.30	5.7	...	25.32	21.45	30	22.69	+2.9
PubSt pfY	PSApY	1.59	6.3	...	27.09	24.84	20	25.25	+.6
PubSt pfZ	PSApZ	1.50	6.0	...	26.66	24.66	15	25.19	+.6
PubSt pfG	PSApG	...	...	...	25.24	20.75	17	22.72	+6.5
PubSt pfF	PSApF	1.29	5.7	...	25.54	20.69	22	22.60	+4.8
PubSt pfE	PSApE	1.23	5.7	...	24.69	20.13	21	21.67	+5.1
PubSt pfD	PSApD	1.24	5.6	...	25.15	20.57	22	22.25	+5.8
PubSt pfC	PSApC	...	...	...	25.52	20.85	6	22.53	+4.6
PubSt pfB	PSApB	...	...	...	26.14	21.98	13	23.76	+4.2
PubSt pfA	PSApA	1.47	5.8	...	26.90	24.32	44	25.40	+1.6
PulteGrp	PHM	.36	1.3	16	35.21	20.64	5546	28.61	+10.1
PureStrg n	PSTG	...	...	...dd	29.14	13.99	4181	17.33	+7.8
PutHiInSec	PCF	.37	4.1	...q	9.55	8.60		9.04	
PMMI	PMM	.44	6.2	...q	7.45	6.54	158	7.07	+5.2
PMIIT	PIM	.31	7.1	...q	4.86	4.06	141	4.40	+3.5
PMOT	PMO	.71	6.1	...q	12.54	10.85	169	11.63	+3.6
PPrIT	PPT	.31	6.4	...q	5.50	4.56	192	4.88	+4.1
Puxin n	NEW	...	...	...	35.00	5.06	60	5.69	-3.7
PyxusInt	PYX	...	...	...dd	52.43	11.30	441	13.17	+11.0
PzenaInv	PZN	.41e	4.4	18	13.15	8.39	34	9.36	+8.2
Q2 Hldgs	QTWO	...	...	...dd	67.10	36.97	322	53.39	+7.7
QEP Res	QEP	.08	.9	24	13.77	5.00	5263	8.54	+51.7
QIAGEN	QGEN	...	...	39	39.45	31.01	1363	36.35	+5.5
QTS RltTr	QTS	1.64	4.3	...dd	53.93	31.58	360	38.49	+3.9
QTS Rlt pfA	QTSpA	1.78	7.2	...	25.84	22.61	4	24.70	+7.4
QTS Rlt pfB	QTSpB	1.63	1.7	...	106.39	92.00	3	97.20	+3.1
QuadGrph	QUAD	1.20	8.6	7	31.29	11.56	244	13.94	+13.1
QuakerCh	KWR	1.48	.8	38	217.15	137.95	51	191.00	+7.5
QuanexBld	NX	.32	2.0	25	23.15	10.70	122	15.70	+15.5
QuantaSvc	PWR	.04p	...	22	39.79	27.90	1224	32.42	+7.7
QntmDSS rs	QTM	...	...	20	6.56	1.05	267	1.61	-19.5
Qu Insp100 n	BIBL	...	...	...	29.74	22.48	18	24.86	+4.5
QnForSm n	FFSG	...	...	...	27.44	21.81	16	23.84	+3.4
QnForTcG n	FFTG	...	...	...	26.55	21.04	16	22.51	+2.7
Sage Esg ef	GUDB	...	...	...				49.13	
MainSecR n	SECT	...	...	...	30.14	23.02	49	25.42	+4.5
InspCpBd n	IBD	...	...	...	28.29	23.80	22	24.36	-.3
QuaInsp n	ISMD	...	...	...	31.78	21.42	18	24.71	+8.2
QuaInsLg n	BLES	...	...	...	30.44	23.18	11	25.73	+6.1
FormInco n	FFTI	...	...	...	27.57	22.87	21	23.34	+1.0
FrmHdGr n	FFHG	...	...	...	30.36	23.40	5	26.06	+.2
QuanReal n	QXRR	...	...	...	26.12	22.71		22.71	
QuanDyn n	XUSA	...	...	...	31.07	26.03	1	27.86	+4.1
QuanMulT n	QXTR	...	...	...	26.83	23.29	36	23.92	+.5
QuanMulIn n	QXMI	...	...	...	26.53	24.24		24.36	
QuanGrw n	QXGG	...	...	...	29.27	26.17	26	27.50	+.7
Qudian n	QD	...	...	...	17.80	4.00	3175	5.12	+19.3
QstDiag	DGX	2.12f	2.5	16	116.49	78.95	869	84.73	+1.8
QuintEn n	QES	...	...	...	10.67	3.25	13	4.17	+20.5
QuormHl n	QHC	...	...	...dd	10.00	2.79	95	3.45	+19.4
QuotientTc	QUOT	...	...	...dd	15.98	10.08	376	11.26	+5.4
Qwest 54	CTV	1.72	7.8	...	25.20	19.10	34	22.03	+11.7
Qwest53	CTY	1.53	7.8	...	23.79	16.25	78	19.70	+9.4
Qwest 25	CTZ	1.66	8.0	...	24.87	17.51	23	20.75	+10.1
Qwest 56	CTAA	...	...	...	26.26	19.67	22	23.93	+15.7
Qwest57 n	CTDD	...	...	...	24.88	17.81	104	20.99	+10.6
Qwest56 n	CTBB	...	...	...	24.06	17.19	73	20.28	+8.2

- R -

Name	Ticker Symbol	Div	Yield	PE	52-week High	52-week Low	Vol 1000s	Last	YTD %Chg
RAIT pfA	RASpA	1.94	21.9	...	17.48	5.90		8.84	
RAIT pfB	RASpB	2.09	24.1	...	18.08	6.21		8.66	
RAIT pfC	RASpC	2.22	22.9	...	18.92	6.35		9.70	
RAIT Fn 24	RFT	1.91	11.3	...	21.00	15.99		16.91	
RAITFn 19	RFTA	1.78	8.6	...	23.88	16.60		20.66	
RELX plc s	RELX	.54e	2.6	...	23.65	19.23	283	21.13	+3.0
RH	RH	...	...	30	164.49	74.50	645	128.95	+7.6
RLI Corp	RLI	.88a	1.3	28	79.98	58.50	61	68.33	-1.0
RLJ LodgT	RLJ	1.32	7.4	12	23.97	15.91	1184	17.93	+9.3
RLJ Lod pfA	RLJpA	.49	2.0	...	26.87	24.37	49	24.60	-.7
RPC	RES	.40	3.6	15	26.71	9.35	1971	11.12	+12.7
RPM	RPM	1.40	2.5	30	68.13	46.36	930	55.06	-6.3
RTW Retl	RTW	...	...	34	5.55	2.50	284	2.70	-4.6
RYB Edu n	RYB	...	...	...	23.79	5.60	48	6.69	+14.6
RadianGrp	RDN	.01	.1	10	23.49	14.06	839	17.14	+4.8
RadiantLog	**RLGT**	**...**	**...**	**23**	**6.15**	**3.46**	**154**	**4.77**	+12.2
RadLog pfA	RLGTpA	2.44	9.5	...	26.51	23.56		25.63	
▲RafaelHl n	**RFL**	**...**	**...**	**...**	**10.31**	**3.05**	**240**	**11.83**	+49.2
RLauren	RL	2.50	2.3	15	147.79	95.63	1240	106.86	+3.3
RamcoG	RPT	.88	6.6	14	14.60	11.15		13.39	
RamcG pfD	RPTpD	3.63	6.8	...	56.29	47.86		53.27	
RangeRs	RRC	.08	.7	12	18.60	9.22	6106	11.44	+19.5
RngrEnS n	**RNGR**	**...**	**...**	**...dd**	**11.39**	**4.70**	**4**	**7.45**	+44.1
RJamesFn	RJF	.88f	1.1	16	102.17	69.11	789	76.54	+3.3
RayAdvM	RYAM	.28	2.2	5	22.96	9.45	291	12.66	+18.9
RayAdv pfA	RYAMpA	2.00	2.1	...	157.11	75.14	0	94.77	+15.1
Rayonier	RYN	1.08	3.7	31	39.73	26.30	554	29.23	+5.6
Raytheon	RTN	3.47	2.2	23	229.75	144.27	1875	159.58	+4.1
ReadyCap n	RC	1.60f	11.0	30	17.30	13.44	55	14.48	+4.7
ReadyC23	RCA	1.75	6.9	...	26.58	23.77	29	25.18	+2.8
ReadyC21	RCP	1.63	6.4	...	25.85	24.49	23	25.30	+.8
RealityETF	DIVY	.46p	...	...q	32.15	24.00	12	25.57	+2.3
RltDvcDiv	LEAD	...	...	...q	34.85	27.51	2	30.78	+4.6
RealDivc n	DFND	...	...	...q	28.64	25.72		26.51	-.4
RealDivG n	GARD	...	...	...q	26.84	23.26	3	23.34	-2.8
Realogy	RLGY	.27p	1.5	9	28.07	14.25	1632	17.45	+18.9
RltyInco	O	2.41	3.8	36	66.91	47.25	2111	63.93	+1.4
ReavesUtl	UTG	1.82	5.9	...q	31.82	26.96	189	30.51	+3.7
ReavesU rt	UTGr	...	...	...				.14	
RedHat	RHT	...	...	...cc	179.49	115.31	2629	174.50	-.6
RedLionH	RLH	...	...	...dd	14.75	6.92	69	8.65	+5.5
RedwdTr	RWT	1.20	7.6	12	17.50	14.29	360	15.72	+4.3
Reeds	REED	...	...	...	3.95	1.40	21	2.50	+20.8

Name	Ticker Symbol	Div	Yield	PE	52-week High	52-week Low	Vol 1000s	Last	YTD %Chg
RegalBel	RBC	1.12	1.5	13	86.75	66.04	190	72.33	+3.3
RegalEnt	RGC	.88a	3.8	24	23.17	22.10		22.99	
RgcyC pfG	REGpG	1.50	6.0	...				25.20	
RegHlthPr	RHE	...	...	2	.88	.06		.13	
RegHlt pfA	RHEpA	2.72	71.0	...	10.05	1.25	17	3.83	+85.9
RegnlMgt	RM	...	...	11	37.21	22.90	67	25.51	+6.1
RegionsFn	RF	.56	3.8	13	20.21	12.39	9313	14.71	+9.9
Regions pfA	RFpA	1.59	6.3	...	25.89	23.80	83	25.21	+1.1
Regns pfB	RFpB	1.59	6.2	...	28.28	23.85	41	25.55	+3.1
Regis Cp	RGS	...	...	20	22.40	14.31	236	18.99	+12.0
ReinsGrp	RGA	2.40f	1.7	13	164.86	127.84	254	144.31	+2.9
ReinsGp42	RZA	1.55	6.0	...	28.70	24.50	19	25.84	+3.3
ReinsG56 n	RZB	1.44	5.8	...	28.25	22.85	30	24.62	+4.5
RelStlAl	RS	2.00	2.6	17	97.41	68.62	335	76.15	+7.0
RELM	RWC	.08	2.2	18	4.05	3.40		3.65	
RemaxHld	RMAX	.80	2.3	31	61.27	27.84	131	35.44	+15.3
RenaisIPO	IPO	.02e	.1	...q	31.67	21.63	9	25.33	+8.9
RenIntIPO	IPOS	.24e	1.2	...q	27.06	17.90	0	19.65	+4.7
RenaisRe	RNR	1.32	1.0	...dd	142.56	116.50	261	132.24	-1.1
RenRe prE	RNRpE	1.34	5.9	...	25.19	20.16	56	22.76	+9.7
RenRe prC	RNRpC	1.52	6.0	...	25.64	23.82	9	25.25	+2.4
ReneSola rs	**SOL**	**...**	**...**	**...**	**3.18**	**1.15**	**60**	**1.46**	+22.7
RennFund	RCG	...	...	...q	2.10	1.13	9	1.61	+8.1
Renren rs	RENN	...	...	...dd	3.19	.73	47	1.56	+1.3
RepubSvc	RSG	1.50f	2.0	34	78.54	60.26	1063	74.55	+3.4
ResidioTc n	REZI	...	...	...	28.67	18.77	869	21.52	+4.7
ResMed	RMD	1.48f	1.3	56	116.64	86.26	315	115.39	+1.3
ResolEn rs	REN	...	...	...	39.28	24.60	158	30.95	+6.8
ResoluteF	RFP	1.50e	...	...dd	13.60	6.39	362	9.36	+18.0
RestBrnds	QSR	1.80	3.2	18	65.17	50.20	1278	55.40	+5.9
RetailProp	RPAI	.66	5.6	12	13.41	10.58	1321	11.72	+8.0
RetailVal n	RVI	...	...	...	38.00	24.50	36	29.85	+16.6
RetractTc	RVP	...	...	...dd	1.08	.54	52	.69	+16.5
RevGp n	REVG	.20	2.5	11	33.09	6.42	424	8.07	+7.5
Revlon	REV	...	...	...dd	29.62	14.00	70	26.69	+6.0
RexAmRes	REX	...	...	9	90.00	61.71	20	70.44	+3.4
RexahnPh rs	RNN	...	...	...dd	2.70	.85	155	1.04	+11.8
RexfordIR	REXR	.64	2.1	47	33.54	26.32	342	30.61	+3.9
RexfdIn pfA	REXRpA	...	...	...	25.57	21.25	28	22.75	+1.5
RexflnR pfB	REXRpB	1.47	6.5	...	25.15	21.66	1	22.73	+3.9
Rexnord	RXN	...	...	17	32.11	21.38	505	24.76	+7.9
Rexnrd pfA	RXNpA	...	...	...	66.84	48.52	91	53.92	+6.6
RingCentrl	RNG	...	...	...dd	98.15	46.85	707	87.18	+5.7
RingEngy	REI	...	...	...dd	17.35	4.01	420	6.19	+21.9
RioTinto	RIO	2.27e	4.5	...	60.72	44.62	2388	50.59	+4.4
RitchieBr	RBA	.72f	2.1	40	38.77	29.94	767	34.88	+6.6
RiteAid	RAD	...	...	1	2.55	.60	14782	.80	+12.4
RivrnOpp n	RIV	1.68	10.0	...	21.63	14.20	33	16.88	+3.9
Rivrnrth rt	RIV/rw	...	...	...					
Riv/Doubl n	OPP	...	...	...	18.59	14.30	34	16.72	+2.9
RoadrnTrn	RRTS	...	...	1	8.31	.41	431	.52	+4.8
RoanResc n	ROAN	...	...	...	16.30	7.89	372	9.03	+7.8
RobtHalf	RHI	1.12	1.9	21	79.91	51.35	976	58.19	+1.7
RockwlAut	ROK	3.88f	2.5	23	209.38	141.46	1667	153.31	+1.9
RogCm gs	RCI	1.57	...	13	54.83	43.11	374	54.33	+6.0
Rogers	ROG	...	...	31	178.90	89.21	192	111.63	+12.7
Rollins s	ROL	...	...	72	42.95	29.81	816	38.66	+7.1
Roper	ROP	1.85f	.7	26	312.65	245.59	270	275.18	+3.2
RosettaStn	RST	...	...	...dd	21.54	12.14	156	16.38	-.1
Roundys	RNDY	...	...	...dd				3.60	
Rowan	RDC	.40	3.8	19	20.87	7.77	3685	10.64	+26.8
RBCda pfT	RYpT	1.69	...	...	35.33	27.94	0	29.79	-2.3
RoyalBk g	RY	3.92f	...	...	87.10	65.76	895	72.95	+6.5
RBScotlnd	RBS	...	...	...	8.74	4.98	1345	5.80	+3.8
RBSct prF	RBSpF	1.91	7.4	...				25.86	
RBSct prH	RBSpH	1.81	7.0	...				25.68	
RBSct prL	RBSpL	1.44	5.7	...				25.25	
RBSct prS	RBSpS	1.65	6.6	...	27.63	24.83		25.17	
RylCarb	RCL	2.80	2.7	14	135.65	89.48	1670	104.90	+7.3
RoyDShllB	RDS/B	3.76	6.0	95	76.99	56.26	1183	62.78	+4.7
RoyDShllA	RDS/A	3.76	6.1	93	73.86	55.04	2014	61.24	+5.1
RoyceGVal	RGT	.10e	...	...	11.73	8.29	8	9.30	+4.7
RoyceMC	RMT	.63e	7.8	...q	10.68	6.91	187	8.03	+8.2
Royce	RVT	1.22e	9.4	...q	17.18	10.94	552	12.97	+9.9
RubiconPrj	RUBI	...	...	...dd	4.89	1.48	176	4.13	+10.7
Rudolph	RTEC	...	...	16	34.55	18.13	123	21.07	+2.9
Ryder	R	2.16	3.9	12	90.26	44.80	983	55.11	+14.5
RyersonH	RYI	...	...	25	12.95	5.99	98	7.10	+12.0
RymanHP	RHP	3.40	4.5	16	90.02	64.36	569	75.16	+12.7

- S -

Name	Ticker Symbol	Div	Yield	PE	52-week High	52-week Low	Vol 1000s	Last	YTD %Chg
S&P Glbl	SPGI	2.00	1.1	26	217.31	156.68	1367	177.15	+4.2
SAP SE	SAP	1.31e	1.3	...	127.16	94.81	664	103.34	+3.8
SCANA	SCG	.50	1.0	12	51.27	33.61		47.78	
SCE TrV n	SCEpK	...	...	...	26.77	19.50	156	20.86	-.1
SCE I pfF	SCEpF	1.41	...	...					
SCE II prG	SCEpG	1.28	6.8	...	24.89	17.02	67	18.88	-2.1
SCE Tr pfH	SCEpH	1.44	6.5	...	27.88	19.87	14	22.04	-4.8
SCETr pfJ	SCEpJ	1.34	6.8	...	26.52	18.49	111	19.76	-2.7
SCE Tr pfL	SCEpL	1.25	6.9	...	24.68	17.16	425	18.06	-.7
SiteCtr rs	SITC	.80	6.5	8	29.41	10.71	870	12.37	+11.7
DDR pfJ	DDRpJ	1.63	7.1	...	25.16	21.38		23.02	
DDR Cp pfA	DDRpA	...	...	...	25.90	22.40		22.81	
SJW	SJW	1.12a	1.9	20	68.42	51.26	103	57.52	+3.4
SK Tlcm	SKM	...	...	...	28.97	22.66	338	27.00	+.7
SLGreen	SLG	3.40f	3.9	31	106.54	76.77	664	87.14	+10.2
SL Grn pfI	SLGpI	1.63	6.4	...	25.92	24.28	4	25.40	+.7
SM Energy	SM	.10	.5	...dd	33.76	13.15	2858	19.44	+25.6
Spd LgGl n	GLDW	...	...	...	122.55	119.17		121.57	
SpdrDJIA	DIA	3.98e	1.7	...q	269.28	216.97	3042	240.00	+2.9
SpdrGold	GLD	...	...	...q	129.52	111.06	6672	121.59	+.3
SpdrStxx50	FEU	1.24e	4.0	...q	38.51	28.73	136	30.87	+3.3
SpdrNoANR	NANR	...	...	...q	37.79	27.69	17	30.54	+5.4
Spd InDiv n	HDWX	...	...	...					
SpdrLwCbn	LOWC	1.69e	2.0	...q	96.40	75.69	1	82.65	+4.5
SpdrEuro50	FEZ	1.18e	3.4	...q	44.23	31.95	3173	34.44	+3.5
Spd MsciCh	XINA	...	...	...	26.62	16.12	2	17.33	+4.7
S&PEAsia	GMF	1.81e	2.0	...q	116.07	83.98	167	90.76	+3.4
SpdSol UK	ZGBR	1.33e	2.9	...q	56.39	43.45	1	46.61	+4.9
Spd Spain n	QESP	...	...	...					
SpdSolGer	ZDEU	1.17e	2.2	...q	70.20	50.08	0	53.85	+3.8
SpdSolJpn	ZJPN	.85e	1.2	...q	83.54	64.97		70.10	+4.5
SpdSolCda	ZCAN	1.61e	3.0	...q	62.76	48.05	1	53.41	+7.6
Spd Austl n	QAUS	...	...	...					
SpdrEuSmC	SMEZ	1.15e	2.1	...q	69.46	49.24	0	53.78	+5.1
S&PChina	GXC	1.31e	1.5	...q	123.91	81.76	49	89.27	+5.3
SpdrWldQu	QWLD	1.30e	1.8	...q	80.30	65.43	2	71.10	+3.7
SpdrEMQu	QEMM	1.31e	2.3	...q	69.92	52.75	8	56.41	+3.8
SpdrEafeSt	QEFA	1.62e	2.7	...q	68.94	54.70	31	58.96	+4.3
SpdrGblDv	WDIV	3.11e	4.0	...q	74.14	60.00	47	65.09	+5.0
SpAcwiIMI	ACIM	1.50e	2.1	...q	84.34	66.46	5	72.77	+4.5
SpdEMkt s	SPEM	...	...	...q	42.47	30.94	2024	33.93	+4.9
SpdrEMDv	EDIV	1.68e	5.3	...q	36.64	27.82	38	31.49	+5.5
SpdrGlbNR	GNR	.93e	2.1	...q	53.32	39.44	151	43.80	+6.2
Spd Russ n	RBL	...	...	...					
Spd EmEu n	GUR	...	...	...					
Spd IntUt n	IPU	...	...	...					
Spd IntTl n	IST	...	...	...					
Spd InTc n	IPK	...	...	...					
Spd IntMt n	IRV	...	...	...					
SpdIntInd n	IPN	...	...	...					
Spd IntHl n	IRY	...	...	...					
Spd IntFn n	IPF	...	...	...					
Spd EMLA n	GML	...	...	...					
Spd IntEn n	IPW	...	...	...					
Spd IntCn n	IPS	...	...	...					
Spd CnDi n	IPD	...	...	...					
SpdrDJ RE	RWO	1.57e	3.4	...q	49.49	42.83	84	46.00	+3.9
SpdrEMSmC	EWX	1.00e	2.3	...q	55.81	39.73	110	42.71	+4.2
SpdrIntDiv	DWX	2.22e	6.1	...q	42.92	33.89	320	36.35	+4.0
Spd EmM n	GAF	...	...	...					
SpdMS xUS	CWI	.79e	2.3	...q	42.01	31.69	178	34.23	+4.6
SpdrSPGbl	GII	1.63e	3.4	...q	53.08	43.66	161	47.39	+5.0
SpdrIntRE	RWX	1.25e	3.4	...q	42.54	34.74	1997	36.98	+4.6
SpdrIntlSC	GWX	3.63e	1.7	...q	37.99	26.63	129	29.23	+4.7
SpdrWldxUS	SPDW	.79e	2.9	...q	33.84	25.54	7606	27.71	+4.8
SP Mid	MDY	2.94e	.9	...q	374.10	284.45	1127	320.62	+5.9
S&P500ETF	SPY	4.13e	1.6	...q	293.94	233.76	96432	258.88	+3.6
SpdrRRtn	RLY	.44e	1.8	...q	27.62	22.46	12	24.02	+5.6
SpdrIncAll	INKM	1.08e	3.4	...q	34.66	30.18	4	31.48	+2.8
SpdrGblAll	GAL	1.04e	2.8	...q	40.37	33.82	13	35.74	+3.5
SpdrSenLn	SRLN	1.96	4.3	...q	47.69	44.37	1571	45.84	+2.6
SpdrUShBd	ULST	.16	.4	...q	40.82	40.10	19	40.17	
SpdrCreEq	SYE	1.63e	1.3	...q	82.39	66.57	3	74.66	+5.8
SpdrDblTac	TOTL	1.17e	...	...q	48.59	46.63	377	47.53	+.3
SpdrValEq	SYV	4.21e	1.6	...q	70.61	56.12	1	61.75	+4.0
SpdrGroEq	SYG	1.85e	.8	...q	87.50	66.15	2	74.78	+5.8
SpdrBiot s	XBI	.44e	.5	...q	101.55	64.38	5994	82.16	+14.5
Spdr Div	SDY	3.80e	2.0	...q	100.07	84.28	955	92.14	+2.9
SpdrGbDow	DGT	1.52e	1.9	...q	91.75	71.64	2	78.96	+4.6
SpdrHome	XHB	.15e	.4	...q	47.20	30.56	7023	35.34	+8.7
SpdrS&PBk	KBE	.53e	1.3	...q	52.00	34.92	1713	39.80	+6.6
SpdrS&PCM	KCE	.91e	1.8	...q	62.51	44.34	90	49.70	+4.0
SpdrS&PIn s	KIE	...	...	...q	32.78	26.49	288	29.22	+3.0
Spd LgCap s	SPLG	...	...	...q	34.47	27.30	372	30.37	+4.0
SpdrLCpG s	SPYG	...	...	...q	38.55	30.31	2073	33.65	+3.5
SpdrLCapV s	SPYV	...	...	...q	32.54	25.44	1396	28.13	+3.6
Spd MidC s	SPMD	...	...	...q	37.08	27.66	382	31.23	+6.2
SpdMCpG s	MDYG	...	...	...q	57.23	43.09	295	48.14	+5.0
SpdrMCpV s	MDYV	...	...	...q	54.94	41.72	265	47.48	+7.0
SpdrNY Tch	XNTK	.41e	.6	...q	98.30	53.99	25	63.10	+6.0
SpdrSemi s	XSD	.16e	.2	...q	79.40	60.13	39	67.69	+4.6
SpdrSCp s	SLYG	...	...	...q	70.00	50.57	341	57.03	+5.7
SpdrSCpV s	SLYV	...	...	...q	71.23	50.55	239	57.80	+7.4
SpdrRs3K s	THRK	...	...	...q	36.63	28.88	402	32.17	+4.1
SpdrWilRE	RWR	2.90e	3.2	...q	98.11	81.59	1043	89.24	+3.8
SpdrShTTr	SPTS	.27	.9	...q	29.84	29.33	544	29.58	
SpFcStIn n	XITK	...	...	...	107.00	76.05	6	88.52	+7.0
SPDR SrTr	XTH	...	...	...	80.21	75.43		80.21	
SPDR Intrnt	XWEB	...	...	...	72.30	69.75		71.47	
Spdr1500VT	VLU	4.85e	1.9	...q	109.69	85.01	1	95.76	+4.3
SpdrScored	CBND	.99	3.2	...q	32.30	29.74	2	30.66	+.3
SpdrIntCBd	IBND	.14e	.4	...q	36.87	32.21	30	32.82	-.4
SpdrIGFlt	FLRN	.20	.7	...q	30.85	30.21	2799	30.42	+.2
SpdrHYMu	HYMB	2.55	4.6	...q	56.98	54.01	189	55.47	-1.1
SpdrWFPf	PSK	2.59e	6.3	...q	44.00	38.53	292	40.88	+3.3
SpdrBarlTB	BWZ	.01e	...	...q	33.49	30.19	10	31.04	+1.1
SpdrBarcCv	CWB	3.55e	4.6	...q	54.99	45.13	1011	48.74	+4.2
SpdrLTBd s	SPLB	...	...	...q	28.60	24.80	433	25.52	+.6
SpdrITBd	SPIB	.92	2.8	...q	34.22	32.70	1626	33.16	+.4
SpdrBarMBB	MBG	.83	3.3	...q	26.06	24.76	56	25.43	+.1
SpdrEMBd	EBND	...	...	...q	30.91	25.43	218	27.12	+2.3
SpdrShTHiY	SJNK	1.58	5.9	...q	27.83	25.63	10857	26.81	+3.0
SpdrLehHY	JNK	2.30	6.6	...q	37.05	32.92	50194	34.95	+4.0
SpdShTBd	SPSB	.40e	1.2	...q	30.44	29.98	1145	30.16	+.1
SP IntTip	WIP	.41e	.3	...q	60.27	51.52	163	53.10	+2.1
SPLIntTB s	BWX	...	...	...q	29.72	26.76	1110	27.85	+.9
SpdrTrans s	XTN	.25e	.4	...q	69.36	50.58	37	57.35	+7.3
SpdrTelcm	XTL	.68e	1.0	...q	77.41	58.68	78	67.29	+7.2
SpdrHCSv s	XHS	.61e	.1	...q	77.35	59.62	7	65.52	+4.7
SpdrHCEq s	XHE	3.22e	.1	...q	89.07	62.42	66	72.83	+3.9
SpdrSf&Sv s	XSW	.19e	.2	...q	97.61	68.44	7	79.64	+6.8
SpdrMLCrs	CJNK	1.01e	4.0	...q	26.59	24.34	14	25.03	+1.4
SpdrAerDf s	XAR	1.70e	1.2	...q	101.22	73.23	74	82.87	+5.0
SpdAgBd n	SPAB	...	...	...	28.70	27.24	1441	27.85	
SpdrBarcTip	IPE	1.04e	1.8	...q	56.29	53.24	135	54.11	+.4
SprBl 1-3b rs	BIL	...	...	...q	91.62	91.37	1866	91.50	
SpdrLgTr s	SPTL	...	...	...q	36.27	32.29	13752	34.70	-1.0
SpdrLehIntTr	ITE	.74	1.2	...q	59.90	57.60	14429	59.26	-.5
SpdrS&P RB	KRE	.74e	1.5	...q	66.04	43.95	8144	49.83	+6.5
Spdr1500MT	MMTM	1.61e	1.4	...q	132.75	100.68	3	112.15	+4.0
SpdrRetl s	XRT	.49e	1.1	...q	52.96	38.10	17426	43.60	+6.4

Continued on **next page**

Continued from **previous page**

NYSE

Name	Ticker Symbol	Div	Yield	PE	52-week High	52-week Low	Vol 1000s	Last	YTD %Chg
SpdNuBMu s	TFI	...	...	...q	48.98	46.64	330	48.10	
SpdrPhm s	XPH	3.00e	.9	...q	49.97	34.51	222	39.41	+7.6
SpdrOGEx	XOP	.73e	2.4	...q	45.45	23.89	19041	30.74	+15.9
SpNuBST rs	SHM	...	...	...q	48.17	47.41	297	48.12	+.1
SpdrGendr	SHE	...	...	...	78.06	60.01	43	66.14	+3.8
SpdrOGEq	XES	.49e	4.6	...q	19.29	8.14	3773	10.71	+18.9
SpdR1KLVF	ONEV	...	...	...	78.13	64.13	4	70.06	+4.0
SpdrMetM	XME	.24e	.8	...q	39.62	25.06	1510	28.43	+8.6
SpdrR1KMo	ONEO	...	...	...	77.52	59.41	0	65.64	+4.6
SpdrR1KYF	ONEY	...	...	...	75.30	59.35	31	65.13	+5.3
SpdSPXHiD	SPYD	...	...	...q	38.75	32.34	648	35.28	+3.6
SpdrFosFFr	SPYX	...	...	...q	71.57	56.92	9	62.89	+3.2
SpdrR1KLV	LGLV	5.40e	1.9	...q	99.24	83.75	55	90.94	+2.1
SpdrUsaSt	QUS	.54e	...	...q	84.64	68.65	31	75.18	+3.1
Spd SP600 s	SLY	...	...	...	78.25	56.30	375	63.83	+6.4
SpdrSPXBbk	SPYB	.41e	...	...q	68.19	53.10	2	59.58	+4.9
SpdrSCap n	SPSM	...	...	...	34.15	24.79	1182	28.31	+7.4
Spdr1-10Tip	TIPX	.08e	.4	...q	21.00	18.74	18	18.95	+.4
Spd 0-5Tip n	SIPE	...	...	...					
SpdrR2KLV	SMLV	2.16e	2.5	...q	100.17	79.35	30	87.13	+5.1
SPX Cp	SPXC	...	...	13	39.28	25.22	203	29.00	+3.5
SPX Flow n	FLOW	...	...	21	54.92	27.23	178	31.89	+4.8
SRC Eng	SRCI	...	...	7	13.32	4.01	3251	5.24	+11.5
STMicro	STM	.40	2.8	15	26.43	12.00	2134	14.10	+1.6
SABESP	SBS	.39e	3.8	...	11.96	5.58	2706	10.21	+26.5
SabnR	SBR	3.42e	8.2	...	50.00	30.27	15	41.54	+11.4
SachemC n	SACH	.68f	16.7	...	4.55	3.30	69	4.06	+3.8
SafeBulk	SB	.04	2.0	...	4.00	1.61	171	2.00	+12.4
SafeBlk pfB	SBpB	2.00	7.8	...	26.00	25.45		25.50	
SafeBlk pfC	SBpC	2.00	9.6	...	24.88	16.00	1	20.79	+13.3
SafeB pfD	SBpD	2.00	9.7	...	24.46	15.54	7	20.70	+10.7
SafegdSci	SFE	...	...	...dd	13.95	7.98	86	9.64	+11.8
SafeInco n	SAFE	.60	3.5	...	20.17	15.57	19	17.35	-7.8
SailptTch n	SAIL	...	...	...dd	34.60	14.58	757	25.77	+9.7
StJoe	JOE	...	...	43	20.00	12.63	260	14.09	+7.0
Salesforce	CRM	...	...	...cc	161.19	102.37	5066	147.04	+7.4
SalMidMLP	SMM	.68	7.7	...q	12.20	6.80	115	8.93	+20.8
SallyBty	SBH	...	...	11	23.61	13.72	2719	17.87	+4.8
SJuanB	SJT	.51e	10.5	10	10.54	4.35	68	4.83	+.6
SanchezEn	SN	...	...	...dd	6.19	.22	1626	.28	+4.4
SanchzM rs	SNMP	.60m	24.7	...dd	13.25	1.27	36	2.43	+41.3
SandRidge	SD	...	...	...	21.64	6.98	172	8.82	+15.9
SandRMiss	SDT	.22e	22.4	1	2.30	.75	75	1.00	+25.0
SandRMs2	SDR	.21e	20.7	1	2.00	.76	149	1.04	+22.4
SandRdgP	PER	.50e	22.9	5	3.00	1.70	114	2.20	+16.4
SandstG g	SAND	...	...	...	5.64	3.48	1005	4.74	+2.8
SantCUSA	SC	.80e	...	5	21.81	15.55	1006	19.16	+8.9
SantFn pfA	SANpA	1.70	6.6	...	26.45	26.07		25.88	
SantFn pfB	SANpB	1.03	4.4	...	24.47	24.08		23.44	
SantFn pfC	SANpC	1.63	6.4	...	26.09	25.66		25.39	
SantFn pfI	SANpI	1.60	6.5	...	25.89	25.41		24.75	
SaratogaI	SAR	2.12f	9.6	...	28.30	18.60	48	22.03	+10.7
SaratIn23 n	SAB	1.69	6.6	...	26.13	24.49	5	25.80	+2.2
Sasol	SSL	1.41e	4.4	...	39.73	27.40	216	32.09	+9.6
SaulCntr	BFS	2.12f	4.2	17	60.65	45.49	28	51.05	+8.1
SaulCtr pfC	BFSpC	1.72	6.8	...	25.47	23.66	17	25.21	+1.2
SaulCt pfD	BFSpD	...	...	...	23.98	20.62	1	22.32	+6.8
MastThera	MSTX/O	...	...	...dd				.13	
SchImbrg	SLB	2.00	4.8	24	80.35	34.99	13163	41.65	+15.4
SchndrNt n	SNDR	.24	1.2	...	30.52	17.56	536	20.32	+8.8
SchwUSMkt	SCHB	.96e	1.5	...q	71.36	56.12	976	62.37	+4.1
SchwUSLgC	SCHX	.98e	1.6	...q	70.50	55.87	1254	61.89	+3.7
SchwLCGr	SCHG	.63e	.9	...q	82.71	64.30	692	71.83	+4.2
SchwLCVal	SCHV	1.14e	2.2	...q	58.00	46.25	597	50.87	+3.2
SchwMCap	SCHM	.59e	1.2	...q	58.83	44.97	402	50.81	+6.0
SchUSSmC	SCHA	.76e	1.2	...q	78.34	57.04	389	65.06	+7.2
SchwEMkt	SCHE	.49e	2.0	...q	31.08	22.82	1757	24.69	+4.9
Sch 1000 n	SCHK	...	...	...	29.00	22.97	301	25.49	+4.0
SchEMLgC	FNDE	.39e	1.4	...q	33.13	25.15	181	27.15	+5.1
SchIntSmCo	FNDC	.55e	1.8	...q	38.22	27.16	202	29.97	+5.7
SchIntLgCo	FNDF	.61e	2.3	...q	32.54	24.35	350	26.51	+5.1
SchUSSmCo	FNDA	.36e	1.0	...q	41.83	30.98	329	35.15	+7.0
SchUSLgCo	FNDX	.54e	1.5	...q	40.40	31.85	1228	35.30	+3.9
SchUSBrd	FNDB	.61e	1.7	...q	40.32	31.63	41	35.09	+4.8
SchwUSDiv	SCHD	1.13e	2.3	...q	54.60	44.03	1035	48.34	+2.9
SchwIntEq	SCHF	.71e	2.4	...q	36.35	27.33	5005	29.67	+4.7
SchwAggBd	SCHZ	1.09	2.2	...q	51.96	49.47	513	50.62	+.1
SchwREIT	SCHH	.89e	2.2	...q	43.51	36.27	1143	39.93	+3.7
SchIntUSTr	SCHR	.86	1.6	...q	53.31	51.31	407	52.81	-.3
SchSTUSTr	SCHO	.35	.7	...q	50.03	49.42	790	49.86	-.1
SchUSTips	SCHP	...	...	...q	55.39	52.75	772	53.51	+.5
SchwIntSC	SCHC	.59e	1.9	...q	39.15	27.92	621	30.77	+5.7
Schwab	SCHW	.52	1.2	20	60.22	37.83	5204	43.71	+5.2
Schwb pfC	SCHWpC	1.50	5.8	...	27.05	24.58	37	25.80	+1.6
Schwb pfD	SCHWpD	...	...	...	26.94	24.38	39	25.72	+2.9
SchwitMau	SWM	1.76f	6.1	10	48.06	24.35	134	28.82	+15.0
SciApplic	SAIC	1.24	1.9	14	93.31	58.19	487	64.56	+1.4
ScorpioB19	SLTB	1.88	7.4	...	25.64	25.00	5	25.27	+.3
ScorpBlk rs	**SALT**	**.08**	**1.3**	**...**	**8.45**	**5.11**	**225**	**5.96**	+7.8
ScorpioTk	STNG	.04	2.0	...	3.33	1.48	5135	2.01	+14.2
ScorpioT 20	SBNA	1.69	6.8	...	24.99	22.93	3	24.68	+.9
ScorpT19 n	SBBC	...	...	...	25.75	24.62	1	25.33	+.4
Scotts	SMG	2.20	3.3	16	110.12	57.96	534	67.47	+9.8
Sea Ltd n	SE	...	...	...	17.19	10.06	594	12.57	+11.0
SbdCp	SEB	6.00	.2	12	4402.03	3434.71	0	3650.00	+3.2
SeabGld g	SA	...	...	...	15.30	10.20	318	12.88	-2.6
SeacorHld	CKH	...	...	...dd	59.00	34.63	38	40.87	+10.5
SeacrMar	SMHI	...	...	...	26.20	11.42	23	12.87	+9.4
Seadrill n	SDRL	...	...	...dd	26.72	7.84	237	10.68	+9.5
Seadrill	SDLP	.40	21.4	...	4.08	1.60	240	1.87	+8.1
SealAir	SEE	.64	1.8	18	49.86	30.22	1141	36.09	+3.6
Seaspan	SSW	.50	5.3	14	10.72	5.50	1073	9.40	+20.1
Seaspn pfE	SSWpE	2.06	8.4	...	26.30	19.40	13	24.44	+2.3
Seaspan 19	SSWN	1.59	6.3	...	25.67	25.10	45	25.43	+.5
Seaspn pfD	SSWpD	1.99	8.3	...	25.48	18.95	3	24.10	+4.6
Seaspn pfH	SSWpH	...	...	...	25.57	18.31	43	23.62	+4.4
Seaspn pfG	SSWpG	...	...	...	25.99	19.63	18	24.35	+2.5
Seaspan n	SSWA	.50	2.0	...	25.51	23.15	8	24.50	+3.6
SeaWorld	SEAS	...	...	50	32.47	13.58	1096	24.47	+10.8
SelEngS n	WTTR	...	...	...	21.96	6.05	621	7.97	+26.1
SelMedHld	SEM	...	...	10	21.65	14.06	728	14.86	-3.2
SelctIns 43	SGZA	1.47	5.9	...	25.79	23.25	17	24.83	+3.7
SemGroup	SEMG	1.89	11.1	...dd	30.35	12.86	3245	16.99	+23.3
SemiMfg	SMI	...	...	13	8.30	3.74	93	4.26	-.5
SempraEn	SRE	3.58	3.1	18	127.22	100.49	1301	114.43	+5.8
Sempra pfA	SREpA	...	...	...	107.00	95.11	6	100.25	+5.4
SendGrid n	SEND	...	...	...cc	48.86	20.42	432	46.58	+7.9
SensataT	ST	...	...	18	57.40	49.63		50.49	
Senseon n	SENS	...	...	...				2.48	
Sensient	SXT	1.44f	2.5	18	78.40	51.93	128	58.49	+4.7
SequansC	SQNS	...	...	...dd	2.37	.75	18	.96	+23.5
Seritage n	SRG	1.00	2.8	...	51.89	30.60	841	35.40	+9.5
Seritge pfA	SRGpA	1.75	7.9	...	25.30	19.54	4	22.29	+1.3
ServiceCp	SCI	.68	1.6	16	47.09	35.19	448	41.78	+3.8
ServiceMst	SERV	...	...	22	45.64	33.03	544	37.14	+1.1
ServcNow	NOW	...	...	...dd	206.30	134.36	1635	190.00	+6.7
Servotr	SVT	.16e	1.4	...cc	12.70	8.69	3	11.55	+16.1
ShakeShk n	SHAK	...	...	71	70.12	36.58	555	50.24	+10.6
ShawCm g	SJR	1.18	...	...	23.17	17.50	654	19.48	+7.7
ShellMidst	SHLX	1.53f	8.0	14	31.19	15.86	1053	19.12	+16.5
Sherwin	SHW	3.44	.9	30	479.64	355.28	435	399.55	+1.5
ShinhanFn	SHG	...	...	...	50.37	34.15	93	34.55	-2.6
ShipFin	SFL	1.40	12.2	10	15.98	10.31	537	11.48	+9.0
Shopify n	SHOP	...	...	...dd	176.60	109.00	965	148.27	+7.1
Shutterstk	SSTK	3.00e	...	29	55.76	31.77	139	37.06	+2.9
SibanyeG	SBGL	.14r	4.7	...	5.29	2.02	3451	3.01	+6.4
SiderurNac	SID	...	...	...	3.53	1.91	1683	2.69	+22.8
SierraMt n	SMTS	...	...	...cc	3.00	1.53	10	2.11	+19.9
Sifco	SIF	...	...	...	7.15	3.05	0	3.72	+7.8
SignetJwlrs	SIG	1.24f	3.5	...dd	71.07	28.30	1525	35.58	+12.0
Silvrbow n	SBOW	...	...	...	34.76	20.95	6	24.91	+5.4
SlvrcpMt n	SVM	.02	...	45	3.12	1.83	287	2.26	+7.6
SimonProp	SPG	8.00	4.6	23	191.49	145.78	1563	173.35	+3.2
Simon pfJ	SPGpJ	4.19	6.0	...	72.88	66.50	0	69.33	+.9
SimpsnM	SSD	.88	1.5	21	78.36	49.54	186	57.89	+7.4
SinopcShg	SHI	...	...	...	74.09	42.01	55	47.24	+9.5
Siteone n	SITE	...	...	41	95.49	50.03	351	59.11	+6.9
SixFlags	SIX	3.28f	5.4	20	73.38	49.79	631	60.88	+9.4
Skechers s	SKX	...	...	14	43.08	21.45	2529	24.90	+8.8
Skyline	SKY	...	...	23	34.78	12.72	396	15.43	+5.0
Smart&Fnl	SFS	...	...	26	9.80	4.45	627	6.73	+42.0
Smartsh n	SMAR	...	...	...	33.98	18.06	353	25.79	+3.7
Smith&N	SNN	.61e	1.6	66	39.85	32.22	703	37.43	+.1
SmithAO s	AOS	.88f	1.9	24	68.39	40.34	1381	46.55	+9.0
Smucker	SJM	3.40	3.4	13	133.38	91.32	760	101.48	+8.5
SnapInc A n	SNAP	...	...	...dd	21.22	4.82	15401	6.22	+12.9
SnapOn	SNA	3.80f	2.4	15	189.46	135.29	471	160.11	+10.2
SocCapH n	IPOA	...	...	...	10.29	9.83	46	10.04	+.4
SocCapH un	IPOA/U	...	...	...	11.58	10.02	55	10.24	+.1
SocQ&M	SQM	.99e	2.4	25	64.20	36.70	483	42.19	+10.2
Sogou n	SOGO	...	...	61	15.50	4.80	520	6.10	+16.2
Sol-Wind n	SLWD	...	...	...					
SolarOilf n	SOI	.10p	...	...	23.72	10.50	474	13.71	+13.4
Solitario	XPL	...	...	...dd	.71	.19	15	.28	+22.4
SonicAut	SAH	.24	1.5	8	23.60	12.78	117	15.66	+13.8
SonocoP	SON	1.64	3.0	22	58.69	46.55	350	53.93	+1.5
SonyCp	SNE	...	...	...	61.02	44.53	1067	49.10	+1.7
Sothebys	BID	.40	1.0	15	60.16	35.62	525	40.77	+2.6
SourcC	SOR	1.00	3.0	...q	42.97	30.01	32	33.70	+3.5
SoJerInd s	SJI	1.12	3.8	...dd	36.72	25.96	519	29.16	+4.9
SthcrssEn	**SXE**	**...**	**...**	**...dd**	**2.20**	**.21**	**152**	**.34**	+55.2
SCEd pfB	SCEpB	1.02	6.0	...	23.34	15.00	4	17.00	-3.5
SCEd pfC	SCEpC	1.06	6.1	...	24.00	15.04	1	17.47	-2.9
SCEd pfD	SCEpD	1.08	5.9	...	24.44	15.54	9	18.24	-.2
SCEd pfE	SCEpE	1.20	5.9	...	25.56	16.61	20	20.30	-.7
SouthnCo	SO	2.40	5.2	22	49.43	42.38	4631	46.34	+5.5
SouthCo 75	SOJA	1.56	6.0	...	26.97	24.85	120	25.97	+1.8
SouthCo ef	SOJB	...	...	...	25.38	21.47	52	23.05	+5.7
SouthCo77 n	SOJC	1.31	5.7	...	25.22	21.28	75	22.98	+5.3
SthnCopper	SCCO	.23e	.7	22	58.09	29.01	1403	31.91	+3.7
SwstAirl	LUV	.64	1.3	8	66.52	44.28	5414	48.99	+5.4
SwtGas	SWX	2.08	2.7	24	85.97	62.54	172	77.73	+1.6
SwGA Fn	SGB	.48	2.3	16	26.04	19.39	2	21.03	+3.7
SwstnEngy	SWN	...	...	5	6.23	3.23	20155	4.30	+26.1
SprkNtSE wi	LOV	...	...	...	15.40	7.87	2	8.76	+11.2
Sparton	SPA	...	...	20	23.20	11.96	114	18.24	+.3
SpdFosFr n	EFAX	...	...	...	77.82	58.70	1	62.94	+4.2
SpdDbShDu	STOT	...	...	...	49.80	47.00	13	48.70	+.1
SpdEmFos	EEMX	...	...	...	76.80	55.63	1	59.53	+4.8
SpdDbEMk	EMTL	...	...	...	50.39	46.99	21	48.11	+1.1
SpecOpps	SPE	1.19e	2.8	...q	14.17	11.22	8	12.51	+5.7
SpcOpp pfB	SPEpB	.88	3.5	...	26.54	23.90	1	24.98	+.1
SpectrmB	SPB	1.68	2.0	7	126.66	60.13		82.11	
SpeedM	TRK	.60	3.7	16	21.15	14.66	32	16.42	+.9
SpF LgCap n	FMDG	...	...	...	33.20	23.08		23.24	
SpinMedT n	FFIU	...	...	...	24.89	23.30	2	24.20	+.8
Spire	SR	2.37f	3.2	17	81.13	60.09	218	74.69	+.8
SpiritAero	SPR	.48	.6	17	105.20	64.48	646	77.71	+7.8
SpiritAir	SAVE	...	...	25	65.35	34.36	1666	60.75	+4.9
SpirMTA n	SMTA	1.33e	...	...dd	9.81	6.93	248	7.65	+7.3
SpiritR pfA	SRCpA	1.50	6.8	...	25.04	19.55	13	21.90	+9.5
SpiritRl rs	SRC	.50	1.4	16	42.65	32.89	666	36.74	+4.2
Spotify n	SPOT	...	...	...dd	198.99	103.29	1347	123.93	+9.2
SpragueRs	SRLP	2.67	13.7	19	29.00	13.76	21	19.46	+34.3
Sprint	S	...	...	4	6.62	4.81	12024	6.28	+7.9
SprottSilv	PSLV	...	...	...q	6.52	4.95	606	5.63	+.7
SprottGold	PHYS	...	...	...q	11.15	9.35	531	10.42	+1.1
SprottPPP	SPPP	...	...	...	10.29	7.21	24	9.99	+1.4
SprottRL g	SILU	...	...	...				1.25	
Square n	SQ	...	...	...	101.15	36.76	13533	66.10	+17.8
STAG Indl	STAG	1.39	5.3	64	29.07	22.42	855	26.10	+4.9
STAG pfB	STAGpB	1.66	6.7	...	25.45	24.91		24.76	
STAG pfC	STAGpC	...	...	...	26.60	24.76	1	25.45	-1.0
StageStrs	SSI	.20	24.2	...dd	3.25	.67	143	.83	+11.5
SP Matls	XLB	.98e	1.9	...q	64.17	47.05	8471	52.48	+3.9

Name	Ticker Symbol	Div	Yield	PE	52-week High	52-week Low	Vol 1000s	Last	YTD %Chg
SP HlthC	XLV	1.01e	1.2	...q	96.06	78.74	10397	87.52	+1.2
SP CnSt	XLP	1.28e	2.5	...q	58.95	48.33	32432	51.48	+1.4
SP Consum	XLY	1.12e	1.1	...q	118.13	91.73	4760	104.48	+5.5
SP Engy	XLE	2.04e	3.3	...q	79.42	53.36	18995	62.38	+8.8
SPDR Fncl	XLF	.46e	1.9	...q	30.33	22.05	48556	24.44	+2.6
SP Inds	XLI	1.12e	1.6	...q	80.96	59.92	8900	67.94	+5.5
SP Tech	XLK	.78e	1.2	...q	76.27	57.57	10934	63.66	+2.7
SpdrRESel	XLRE	...	...	...q	34.50	29.17	7837	31.91	+2.9
SP Util	XLU	1.55e	2.9	...q	57.18	47.37	25456	53.43	+1.0
StdMotor	SMP	.84	1.6	38	56.54	42.50	89	51.68	+6.7
Standex	SXI	.80f	1.1	24	114.20	62.02	34	73.04	+8.7
StanBlkDk	SWK	2.64	2.0	18	176.62	106.41	1203	132.03	+10.3
StanB&D 52	SWJ	1.44	5.9	...	26.10	23.40	75	24.37	+2.8
StanBlD un	SWP	...	...	...	128.00	85.92	29	98.25	+8.1
Stantec g	STN	.55	...	14	29.25	21.44	20	23.84	+9.1
StarGas	SGU	.47f	4.9	14	11.10	8.74	51	9.60	+2.8
Starret	**SCX**	**.40**	**6.9**	**19**	**9.15**	**4.62**	**5**	**5.80**	+10.9
Startek	SRT	...	...	54	14.27	5.26	80	7.57	+13.8
StarwdPT	STWD	1.92	9.4	13	23.04	19.16	2256	20.51	+4.1
StateStr	STT	1.88f	2.8	11	114.27	57.87	2700	66.51	+5.5
StateSt pfC	STTpC	...	...	...	25.57	22.00	32	23.68	+5.2
StateSt pfD	STTpD	...	...	...	27.93	24.09	62	25.63	+4.7
StaStCp pfG	STTpG	...	...	...	26.96	23.35	78	24.69	+3.4
StateSt pfE	STTpE	...	...	...	26.72	24.73	31	25.58	+1.7
SteelPtrs	SPLP	1.50	10.7	6	20.70	12.93	111	14.00	+4.5
SteelPr pfA	SPLPpA	...	...	...	23.22	19.75	22	21.59	+1.7
Steelcse	SCS	.54	3.3	...	19.35	13.10	782	16.52	+11.4
StellusCap	SCM	1.36	10.1	10	14.00	11.07	43	13.51	+4.3
StellCap22	SCA	1.44	5.7	...	25.60	24.30	0	25.05	+2.9
Stepan	SCL	1.00f	1.3	19	90.96	68.09	73	78.63	+6.3
Steris plc	STE	1.36	1.2	27	121.67	82.88	220	109.03	+2.0
SterlingBc	STL	.28	1.6	10	26.40	15.62	3219	17.15	+3.9
SterlBc pfA	STLpA	...	...	...	26.95	23.32	2	25.68	+3.1
StewInfo	STC	1.20	2.8	23	47.37	38.72	99	43.59	+5.3
StifelFin	SF	.48f	1.1	14	68.76	38.39	681	45.41	+9.6
Stifel pfA	SFpA	1.56	6.2	...	26.85	23.30	9	25.18	+3.6
Stif 47 ef	SFB	...	...	...	25.18	19.50	21	21.89	+6.7
StoneHEM	EDF	2.16	18.4	...q	16.99	10.06	121	11.77	+5.6
StonHEmM	EDI	1.81	15.7	...q	16.00	9.83	70	11.58	+6.2
StoneMor	**STON**	**1.32**	**53.7**	**...**	**6.95**	**2.00**	**35**	**2.46**	+17.1
Stonerdg	SRI	...	...	15	37.69	21.68	133	27.54	+11.7
StoreCap	STOR	1.32	4.5	29	31.05	22.51	1477	29.23	+3.2
StratALL36	GJT	.29	1.4	...	21.85	18.93	0	20.26	+.3
Strat D35	GJP	.74	3.5	...	23.69	21.12		21.12	-1.5
StratGS33	GJS	.32	1.6	...	24.89	19.51	0	19.74	-.1
StratNWS95	GJV	1.75	6.9	...	26.69	24.95	5	25.47	+.9
StratPG34	GJR	.27	1.2	...	23.46	21.17	0	22.63	+1.7
StratUSM	GJH	.64	6.6	...	10.95	9.00	1	9.63	+5.7
StratWMT	GJO	.22	1.0	...	23.49	21.90	0	22.56	
Stryker	SYK	2.08f	1.3	27	179.84	144.75	1015	161.34	+2.9
SturmRug	RGR	1.10e	2.0	19	70.00	43.00	64	54.85	+3.1
SubPpne	SPH	2.40	11.2	17	26.70	18.63	205	21.48	+11.5
SumitMitsu	SMFG	...	...	...	9.67	6.33	1357	7.09	+8.9
SummitHtl	INN	.72	6.9	10	16.15	9.29	830	10.39	+6.8
SumtH pfC	INNpC	1.78	7.1	...	25.50	25.22		24.90	
SummtH pfD	INNpD	1.61	7.0	...	25.90	20.26	1	22.84	+5.7
SumHP pfE	INNpE	...	...	...	26.25	18.89	242	21.00	+2.3
SumtMtls n	SUM	.29t	...	13	34.06	11.25	1260	14.23	+14.8
SummitMP	SMLP	2.30	17.5	...dd	22.95	10.04	205	13.13	+30.6
SunCmts	SUI	2.84	2.8	...cc	108.91	80.12	282	102.74	+1.0
SunLfFn g	SLF	2.00	...	...	44.50	31.49	555	35.38	+6.6
SunCokeE	SXC	.99e	...	5	14.32	7.63	249	9.71	+13.6
SunCokeEn	SXCP	1.60m	12.8	7	21.95	9.61	73	12.46	+17.1
Suncor g	SU	1.44	...	...	42.55	25.81	3029	30.68	+9.7
SunlOnl n	STG	...	...	...	14.08	2.25	40	3.86	+27.0
SunLink	SSY	...	...	...dd	2.02	.81	2	1.19	+4.5
SunocoLP	SUN	3.30	11.6	7	33.11	23.80	373	28.54	+5.0
SunstnHtl	SHO	2.16f	15.4	16	17.60	12.70	2152	14.03	+7.8
SunstHt pfE	SHOpE	...	...	...	26.56	24.37	0	25.65	+1.6
SunstHt pfF	SHOpF	1.61	6.7	...	26.49	22.58	2	24.10	+3.1
Suntech	STP	...	...	...				.54	
SunTrst	STI	2.00	3.6	10	75.08	46.05	4335	55.37	+9.8
SunTr wtA	STI/WS/A	...	...	...	35.62	34.00		34.28	
SunTr pfA	STIpA	1.50	6.5	...	25.37	18.83	142	23.00	+15.2
SunTr pfE	STIpE	1.47	6.0	...	25.33	25.06		24.70	
SupDrillg	**SDPI**	**...**	**...**	**...dd**	**5.05**	**1.02**	**225**	**1.54**	+31.6
SupEnrgy	**SPN**	**.32**	**7.9**	**...dd**	**12.73**	**2.87**	**2817**	**4.05**	+20.9
SuperiorInd	SUP	.36	6.1	9	22.95	4.36	197	5.90	+22.7
SuzanoP n	SUZ	...	...	...	24.22	18.31	347	21.00	+6.1
SwEBioFu23	FUE	...	...	...	8.34	5.58		6.33	+1.1
SwEGrain23	GRU	...	...	...	3.89	3.20		3.35	+2.6
SwRCmETR	RJN	...	...	...	3.64	1.87	4	2.76	+12.2
SwRCmMTR	RJZ	...	...	...	9.20	7.20	3	7.78	+.9
SwLgCap22	EEH	...	...	...q	20.52	20.23		20.43	
SwRCmATR	RJA	...	...	...	6.48	5.50	15	5.70	+1.8
SwERCmTR	RJI	...	...	...	5.96	4.83	62	5.15	+5.3
SwisHelv	SWZ	.64e	.4	...q	13.74	6.75	17	7.33	+6.2
Switch n	SWCH	.03e	...	...	18.10	6.39	1453	7.66	+9.4
Synchrony	SYF	.84	3.3	8	40.59	21.78	4893	25.75	+9.8
Synnex	SNX	1.40	1.6	12	141.28	71.83	733	86.83	+7.4
Synovs pfC	SNVpC	1.97	7.9	...	26.35	25.28		24.94	
SynovusFn	SNV	1.00	2.9	12	57.40	29.93	2372	34.78	+8.7
SynthBio rs	SYN	...	...	...	20.30	3.54			
Sysco	SYY	1.56f	2.5	25	75.98	56.01	2022	63.26	+1.0
Systemax	SYX	.22a	1.0	22	37.92	19.92	61	23.03	-3.6

- T -

Name	Ticker Symbol	Div	Yield	PE	52-week High	52-week Low	Vol 1000s	Last	YTD %Chg
TAL Educ s	TAL	...	...	...cc	47.63	21.08	2401	29.02	+8.8
TC PpLn	TCP	2.60	7.9	10	57.08	22.64	281	32.99	+2.7
TCF Fncl	TCF	.60	2.9	11	27.34	18.17	858	20.60	+5.7
TCF deo pfC	TCFpD	...	...	...	25.71	21.51	40	23.26	+1.8
TCF F pfC	TCFpC	1.61	6.4	...	26.00	25.30		25.10	
TCW Strat	TSI	.21	3.8	...q	5.84	5.20	81	5.33	+1.1
TE Connect	TEL	1.76	2.3	22	108.23	69.84	1269	78.12	+3.3
THLCred22	TCRZ	1.69	6.7	...	26.11	24.57	58	25.05	+.2
THLCSenL	TSLF	1.32	8.5	...q	17.83	14.19	21	15.57	+4.8
TIM Part	TSU	.28e	1.7	...	23.12	13.82	713	16.76	+9.3
TJX	TJX	.78	1.7	11	113.28	41.49	7210	47.09	+5.3
TPG Pace n	TPGE	...	...	...	13.00	9.69		12.30	
TPG Pac n	TPGH	...	...	...cc	10.40	9.67		10.02	+.2
TPG RE n	TRTX	1.72	8.9	11	21.05	17.81	104	19.34	+5.8
TPG SpLnd	TSLX	1.56	8.1	9	21.24	17.00	255	19.18	+6.0
TableauA	DATA	...	...	...dd	131.82	69.80	1478	121.70	+1.4
TahoeRes	TAHO	.24	6.4	...	5.63	2.18	3481	3.76	+3.0
TailorBr	TLRD	.72	4.9	9	35.94	12.53	990	14.61	+7.1
Taiwan	TWN	1.71	...	...q	19.99	14.35	9	15.60	+2.9
TaiwSemi	TSM	.73e	2.0	16	46.57	34.22	7855	36.42	-1.3
▲TakedaPh n	TAK	...	...	...	19.50	16.15	20275	19.13	+13.7
Takung n	TKAT	...	...	...dd	3.24	.45		.64	-6.2
TallgrEn	TGE	...	...	...					
TallgELP n	TEGP	2.04f	8.7	...dd	26.70	17.14	1752	23.51	-3.4
TalosEn rs	TALO	...	...	...dd	40.16	14.60	127	19.62	+20.2
StneEn wt	SGY/WS	...	...	...	7.50	4.41		7.21	
TangerFac	SKT	1.40	6.3	11	26.16	19.76	1099	22.08	+9.2
▼TanzRy g	**TRX**	**...**	**...**	**...**	**.68**	**.27**	**1451**	**.31**	-12.6
Tapestry	TPR	1.35	3.7	23	55.50	32.03	4422	36.11	+7.0
TargaRes	TRGP	3.64	8.5	...	59.21	33.55	3924	42.83	+18.9
TargaR pfA	NGLSpA	2.25	8.7	...	27.49	24.20	7	25.80	+.6
Target	TGT	2.56	3.7	11	90.39	60.15	13897	68.29	+3.3
TaroPhrm	TARO	12.81e	...	11	105.87	76.93	85	94.93	+12.2
Taseko	TGB	...	...	...	2.10	.44	317	.62	+31.1
TataCom	TCL	...	...	...				6.62	
TataMotors	TTM	...	...	...	34.35	10.49	1547	13.37	+9.8
Taubmn	TCO	2.62f	5.3	26	65.50	43.44	675	49.82	+9.5
Taub pfJ	TCOpJ	1.63	6.7	...	25.77	23.43	2	24.31	+1.4
Taub pfK	TCOpK	1.56	6.6	...	25.95	22.35	10	23.80	+1.1
TaylorMH	TMHC	...	...	9	28.42	14.73	1647	18.48	+16.2
Team	TISI	...	...	...dd	25.55	12.85	355	15.60	+6.5
Technip	FTI	.13	...	13	35.00	18.20	4577	22.68	+15.8
TeckRes g	TECK	.19e	...	...	30.80	18.17	2789	22.80	+5.8
Teekay	TK	.22	5.7	...dd	10.90	2.92	693	3.86	+15.6
TeekLNG	TGP	.56	4.4	...	21.65	10.74	404	12.68	+15.1
TeekLN pfA	TGPpA	2.25	9.2	...	26.15	22.29	5	24.44	+4.1
TeekOffsh	TOO	.04m	2.8	48	3.12	1.13	584	1.43	+18.2
TeekOf pfA	TOOpA	1.81	10.9	...	23.90	14.05	27	16.62	+5.6
TeekOf pfB	TOOpB	2.13	10.9	...	25.33	17.17	12	19.52	+6.2
TeekOf pfE	TOOpE	2.22	11.3	...	25.45	17.35	34	19.68	+9.9
TeekayTnk	TNK	.21	20.0	...	1.43	.87	1102	1.05	+13.1
Tegna	TGNA	.28	2.4	7	15.60	10.00	1261	11.67	+7.4
TejonRnch	TRC	...	...	...cc	26.25	16.04	41	18.10	+9.2
TeklaHlth	HQH	1.93e	9.4	...q	24.86	16.50	138	20.49	+14.2
TeklaHcrOp	THQ	1.35a	7.9	...q	18.99	15.16	113	17.04	+1.5
TeklaLfSci	HQL	1.95e	11.2	...q	21.59	13.95	56	17.40	+15.2
TeklaWH n	THW	1.40	11.1	...q	14.72	10.80	91	12.61	+8.8
TelInstEl	TIK	...	...	...dd	5.70	2.05	82	4.60	+20.7
Teladoc n	TDOC	...	...	...	89.05	30.88	822	55.55	+12.1
Telaria n	**TLRA**	**...**	**...**	**...dd**	**5.30**	**2.19**	**348**	**3.20**	+17.2
TlcmArg	TEO	.71e	4.4	...	39.93	13.31	266	16.12	+3.6
TelItalia	TI	...	...	...	11.28	5.15	119	5.69	+2.5
TelItaliaA	TI/A	.30e	5.9	...	9.60	4.45	81	5.05	+3.3
Teledyne	TDY	...	...	34	250.87	172.80	91	216.47	+4.5
Teleflex	TFX	1.36	.5	32	288.78	226.02	147	262.62	+1.6
TelefBrasil	VIV	.64e	4.9	15	17.33	9.21	1801	13.05	+9.4
TelefEsp	TEF	1.20e	13.6	...	10.57	7.70	2716	8.81	+4.1
▲TelData	TDS	.64	1.8	10	36.52	23.54	824	36.54	+12.3
TelData45	TDI	1.66	6.8	...	26.21	20.55	2	24.19	+6.9
TelData 61	TDA	1.47	6.9	...	25.19	17.89	28	21.32	+8.5
TelData60	TDJ	1.75	7.2	...	25.81	21.61	20	24.35	+4.6
TelData59	TDE	1.72	7.1	...	25.99	21.15	12	24.08	+4.0
Telus gs	TU	1.75	...	...	38.20	32.46	270	34.23	+3.3
TmpDrgn	TDF	4.00e	2.8	...q	24.65	16.10	68	17.32	+1.9
TmpEMF	EMF	1.28e	2.2	...q	18.00	12.60	35	13.93	+5.5
TmpEMI	TEI	.80a	8.2	...q	11.98	8.96	384	9.78	+1.7
TmpGlb	GIM	.30	4.8	...q	6.53	5.95	461	6.23	+3.3
TempurSly	TPX	...	...	13	65.73	38.90	580	47.84	+15.6
Tenaris	TS	.69e	2.9	...	40.64	20.45	1751	23.94	+12.3
TenetHlth	THC	...	...	...dd	39.74	14.50	1199	21.52	+25.6
Tengsco	TGC	...	...	...dd	2.47	.59	47	.95	
Tennant	TNC	.88f	1.6	...cc	86.03	48.97	44	56.25	+7.9
Tenneco	TEN	1.00	3.2	6	65.59	25.73	697	31.36	+14.5
TVA 28	TVC	.96	3.9	...	25.72	23.29	9	24.91	+.7
TVA 29	TVE	.84	3.4	...	26.98	23.22	13	24.55	+1.6
Teradata	TDC	...	...	24	44.27	33.63	762	40.04	+4.4
Terex	TEX	.40	1.3	26	50.17	25.47	985	29.70	+7.7
Ternium	TX	1.10e	3.8	9	42.43	25.52	349	28.79	+6.2
TerrenoRlt	TRNO	.96f	2.6	37	39.62	31.56	282	37.00	+5.2
TetraTech	TTI	...	...	...dd	5.11	1.29	702	2.22	+32.1
TeucrCorn	CORN	...	...	...q	18.60	15.39	37	16.20	+.9
TeucrSug	CANE	...	...	...q	9.72	6.46	39	7.43	+4.8
TeucrWht	WEAT	...	...	...q	7.33	5.84	82	6.02	+1.5
TeucrSoyb	SOYB	...	...	...q	19.47	15.26	60	16.39	+1.3
TeucrmAgs	TAGS	...	...	...q	25.70	20.04		20.24	-1.4
TevaPhrm	TEVA	.73e	4.0	11	25.96	14.59	7840	18.17	+17.8
TexPacLd	TPL	.29f	...	...cc	877.97	409.00	19	620.00	+14.5
Textainer	TGH	.96	8.0	13	26.50	9.10	55	12.00	+20.5
Textron	TXT	.08	.2	26	72.87	43.27	1481	47.92	+4.2
Thai	TTF	.25e	...	...q	11.29	11.11		11.27	
ThermoFis	TMO	.68	.3	30	253.91	194.51	1875	238.86	+6.7
Thermon	THR	...	...	46	27.95	18.37	98	22.34	+10.2
ThirdPtRe	TPRE	...	...	27	14.90	8.85	404	10.21	+5.9
ThomsonR	TRI	1.38	2.8	21	51.75	36.52	448	48.91	+1.2
Thor Inds	THO	1.56	2.6	10	161.48	47.71	1264	59.63	+14.7
3D Sys	DDD	...	...	...dd	21.78	8.88	980	11.15	+9.6
3M Co	MMM	5.44	2.8	27	259.77	176.87	1939	193.60	+1.6
Tidwtr	TDW	1.00	4.6	...dd	36.09	18.36	197	21.69	+13.4
Tidwtr wtA	TDW/WS/A	...	...	...					
Tidwtr wtB	TDW/WS/B	...	...	...					
TierREIT n	TIER	.72	3.3	73	24.98	17.04	211	21.93	+6.3
Tiffany	TIF	2.20	2.6	24	141.64	73.04	2200	84.96	+5.5
Tillys	TLYS	...	...	28	25.46	10.19	402	11.85	+9.1
Timken	TKR	1.12	2.7	16	55.65	33.98	527	41.36	+10.8
TimknSteel	TMST	...	...	...dd	20.24	8.18	332	10.55	+20.7
Titan Intl	TWI	.02	.3	...dd	14.53	4.49	210	5.95	+27.7
TollBros	TOL	.44	1.2	8	52.73	28.68	2516	36.14	+9.7

Name	Ticker Symbol	Div	Yield	PE	52-week High	52-week Low	Vol 1000s	Last	YTD %Chg
Tompkins	TMP	2.00	2.5	18	91.99	69.02	21	79.13	+5.5
TootsieR	TR	.36b	1.1	29	35.91	27.45	105	32.25	-3.4
TopBuild n	BLD	...	...	21	87.21	41.27	193	50.68	+12.6
Torchmark	TMK	.64	.8	6	93.60	69.68	353	79.82	+7.1
Trchmk pfC	TMKpC	...	...	...	27.24	23.70	21	25.87	+3.0
Toro Co s	TTC	.90f	1.5	23	67.81	52.97	465	58.30	+4.3
TorDBk gs	TD	2.68	...	9	75.46	47.73	1394	51.95	+4.5
MonTNAPpl	TPYP	.45p	...	...q	24.70	19.04	39	21.96	+10.3
TortWat n	TBLU	...	...	...	30.84	25.06	0	26.73	+4.1
TortEnInd	NDP	1.75	20.1	...q	14.48	5.99	182	8.70	+28.3
TortEnInf	TYG	2.62	11.1	...q	32.40	18.36	313	23.64	+18.8
TortMLP	NTG	1.69	12.2	...q	21.09	11.02	326	13.90	+13.5
TortPplE	TTP	1.63m	10.9	...q	20.21	11.34	40	14.89	+20.0
TortPw&E	TPZ	1.65	9.1	...q	21.51	14.77	33	18.19	+14.1
Total SA	TOT	2.71e	4.9	...	65.69	49.70	949	54.96	+5.3
TotalSys	TSS	.52	.6	21	100.39	75.58	865	84.78	+4.3
TowerIntl	TOWR	.52f	1.9	12	36.65	22.68	150	26.72	+12.3
TownsqMda	TSQ	.30	4.8	8	9.79	3.95	52	6.23	+52.7
Toyota	TM	...	...	...	140.99	111.12	203	124.49	+7.2
TrCda g	TRP	2.76	6.8	15	49.64	34.58	1773	40.64	+13.8
TransEntx	TRXC	...	...	...dd	6.98	1.27	1580	2.75	+21.7
TransUn n	TRU	.30	.5	23	79.48	52.15	1398	56.69	-.2
Trnsalta g	TAC	.23	...	...	6.05	3.99	76	4.80	+16.5
TrnsatlPet	TAT	...	...	...dd	2.18	.65	2	1.13	+8.7
TrnsRty	TCI	.20p	...	...dd	52.00	23.90	1	33.75	+19.2
TransDigm	TDG	24.00	...	23	377.67	268.40	369	349.89	+2.9
TrnsMont	TLP	3.22f	7.9	17	42.85	33.98	182	40.99	+1.0
Transocn	RIG	...	...	...dd	14.47	6.19	15528	8.57	+23.5
TrGasSur	TGS	...	...	...cc	24.22	10.72	174	15.72	+4.8
Travelers	TRV	3.08f	2.6	16	150.55	111.08	1061	120.27	+.4
Travelport	TVPT	.30	1.9	...	20.30	12.10	2059	15.61	-.1
TrecoraRs	TREC	...	...	14	15.60	6.69	24	8.28	+6.2
Tredgar	TG	.44	2.6	22	26.50	14.85	60	16.86	+6.3
▲TreeHseF	THS	...	...	18	55.60	36.35	853	56.37	+11.2
Trex s	TREX	...	...	46	90.74	50.72	500	67.89	+14.4
TriPointe	TPH	...	...	10	19.54	10.37	1360	12.64	+15.6
TriContl	TY	1.02e	4.2	...q	28.32	21.83	219	24.48	+4.1
TriCntl pf	TYp	2.50	4.8	...	53.75	48.56	1	52.58	+.2
TribMda A	TRCO	1.00	2.2	22	45.64	31.61	748	45.60	+.5
TrilogyMtl	TMQ	...	...	...	2.34	1.05	161	2.00	+15.6
TrimShrk n	TTAC	...	...	...	38.86	29.73	18	32.47	+3.4
TrimAllC n	TTAI	...	...	...	29.03	21.66	0	23.31	+5.2
TriNetGrp	TNET	...	...	21	60.15	38.26	302	43.39	+3.4
Trinity	TRN	.52	2.4	5	28.32	18.99	2065	21.80	+5.9
TrinityPlce	TPHS	...	...	...	7.45	4.05	15	4.70	+8.3
Trinseo SA	TSE	1.83	3.7	6	85.35	42.10	237	50.02	+9.3
TrioTch	TRT	...	...	9	6.80	2.46	6	2.92	+18.7
TriplePtV	TPVG	1.44	12.0	7	13.95	10.25	77	11.96	+9.8
TripPt22 n	TPVY	...	...	...	25.87	22.38	6	25.05	+.5
Triple-S	**GTS**	**...**	**...**	**16**	**44.01**	**15.45**	**149**	**17.53**	+.8
TritonInt n	TRTN	2.08	5.9	...	42.41	27.76	348	34.97	+12.6
TriumphGp	TGI	.16	1.2	3	30.05	11.16	648	13.74	+19.5
Tronox	TROX	.18	1.9	13	22.15	6.46	747	9.45	+21.5
TrueBlue	TBI	...	...	14	29.85	20.56	111	23.61	+6.1
Tsakos	TNP	.20	6.4	...	4.15	2.56	97	3.11	+16.9
TsakE pfB	TNPpB	2.00	8.0	...	25.57	23.45	1	24.89	+1.9
Tsakos pfC	TNPpC	2.22	9.0	...	25.99	22.56	1	24.54	+3.3
Tsakos pfD	TNPpD	2.19	11.0	...	26.65	16.16	13	19.96	+11.6
TsaksE p E	TNPpE	...	...	...	25.80	16.50	6	19.49	+10.3
Tuppwre	TUP	2.72	7.5	...dd	66.26	29.82	407	36.38	+15.2
Turkcell	TKC	...	...	...	11.29	3.93	348	5.74	+2.1
TurnPtBr n	TPB	.16	.5	...	47.00	19.11	179	29.35	+7.8
TurqHillRs	TRQ	...	...	14	3.58	1.43	4242	1.58	-4.2
TutorPerini	TPC	...	...	10	28.05	14.66	213	17.95	+12.4
22ndCentry	**XXII**	**...**	**...**	**...dd**	**4.44**	**1.92**	**1556**	**2.62**	+5.2
Twilio n	TWLO	...	...	...	100.95	23.25	2221	96.20	+7.7
Twitter	TWTR	...	...	...dd	47.79	22.04	30380	33.09	+15.1
TwoHrb pfA	TWOpA	2.03	7.8	...	27.68	25.03	32	25.93	-.8
TwoHrb pfB	TWOpB	1.91	7.8	...	26.47	23.80	8	24.57	-1.0
TwoHrbI rs	TWO	1.88	13.7	6	16.27	12.63	1496	13.77	+7.2
TwoHrIn pfC	TWOpC	...	...	...	25.38	22.73	18	23.74	-1.0
TylerTech	TYL	...	...	43	252.47	173.26	211	185.46	-.2
Tyson	TSN	1.20	2.1	10	82.51	49.77	2440	57.56	+7.8

- U -

Name	Ticker Symbol	Div	Yield	PE	52-week High	52-week Low	Vol 1000s	Last	YTD %Chg
UBS 3xLCr	WTIU	...	...	...	47.60	7.64	164	12.80	+49.0
UBS 3xInvC	WTID	...	...	...	21.15	5.10	18	11.22	-35.2
VelDlyIn n	EXIV	...	...	...	61.00	19.05	3	24.13	+15.2
VelLngVS n	EVIX	...	...	...	18.13	8.23	1	10.77	-13.9
UBS FILCG	FBGX	...	...	...q	303.85	168.81	2	207.01	+9.2
UBS2xSPDiv	SDYL	3.40e	4.4	...q	92.80	59.18	0	77.54	+6.7
UBS Grp	UBS	.69e	5.3	...	20.89	11.61	2622	13.10	+5.8
UDR	UDR	1.29	3.2	47	42.98	32.88	1702	40.01	+1.0
UGI Corp	UGI	1.04	1.9	12	59.31	42.51	794	55.03	+3.1
UMH Prop	UMH	.72	5.7	18	16.69	11.14	76	12.64	+6.8
UMH pfB	UMHpB	2.00	7.8	...	27.98	25.41	0	25.78	+1.1
UMH pfC	UMHpC	1.69	7.3	...	26.84	22.29	20	23.29	+1.2
UQM Tech	UQM	...	...	...dd	1.60	.80	36	1.00	+17.6
US FdsHl n	USFD	...	...	23	40.92	27.51	957	33.30	+5.2
US Geoth rs	HTM	...	...	...cc	5.50	3.32		5.45	
USPhysTh	USPH	.92	.9	50	129.65	71.70	55	107.34	+4.9
US Silica	SLCA	.25	2.0	12	38.70	9.30	1607	12.29	+20.7
US XprE n	USX	...	...	...	16.94	16.05		16.62	
USA Cmp	USAC	2.10	14.7	...dd	19.33	12.09	433	14.25	+9.8
Usaa USA Vl	ULVM	...	...	...	55.24	42.37	5	47.07	+4.5
Usaa SCVal	USVM	...	...	...	57.34	42.68	4	48.18	+6.1
USAA IntlVl	UIVM	...	...	...	55.54	40.33	15	43.75	+5.5
Usaa EMVl	UEVM	...	...	...	56.13	40.85	2	43.10	+3.3
Usaa STrBd	USTB	...	...	...	54.88	49.24	2	49.57	+.2
Usaa IntBd	UITB	...	...	...	50.02	47.58	9	48.21	+.3
USANA s	USNA	...	...	26	137.95	69.55	59	115.24	-2.1
USCF Oil n	USOU	...	...	...	92.51	14.51	148	24.20	+48.5
USCF ShOil	USOD	...	...	...	15.30	3.63	49	8.10	-35.3
USCF shpei	BUY	...	...	...	28.76	17.83	0	20.30	+8.8
USCF shpen	BUYN	...	...	...	28.15	16.81		17.66	-17.6
USD Ptrs	USDP	1.43f	13.2	...	12.00	9.15	127	10.87	+4.0
USG	USG	...	...	24	43.50	32.09	1525	43.08	+1.0
Ultrapar	UGP	.55e	3.8	...	26.48	8.86	886	14.39	+6.3
UndrArm s	UAA	...	...	33	24.96	12.50	3868	19.20	+8.7
UnAr C wi	UA	...	...	...	23.28	11.41	2132	17.55	+8.5
Unifi	UFI	...	...	12	38.65	21.27	41	24.64	+7.9
UniFirst	UNF	.45	.3	16	193.05	132.38	98	137.83	-3.7
UnilevNV	UN	1.43e	2.7	...	58.72	51.56	2690	53.37	-.8
Unilever	UL	1.48e	2.8	...	58.07	50.74	852	52.15	-.2
UnionAc un	LTN/U	...	...	...	10.78	10.00		10.75	
UnionPac	UNP	3.20	2.1	11	165.63	121.22	6327	154.66	+11.9
UniqueF n	**UFAB**	**.60**	**10.9**	**8**	**9.70**	**4.22**	**3**	**5.50**	+30.3
Unisys	UIS	...	...	...dd	20.95	8.00	441	12.42	+6.8
Unit	UNT	...	...	9	29.06	13.19	259	17.52	+22.7
UtdMicro	UMC	.09e	5.0	...	3.14	1.64	442	1.81	+1.1
UtdNtrlF	UNFI	...	...	5	49.40	9.23	1649	12.45	+17.6
UPS B	UPS	3.64	3.7	17	135.53	89.89	2432	98.91	+1.4
UtdRentals	URI	...	...	6	190.74	94.28	1564	118.78	+15.8
USNatGas	UNL	...	...	...q	11.84	8.71	1	10.43	+1.0
US12MoOil	USL	...	...	...q	28.54	17.05	5	20.42	+13.7
USAntimny	UAMY	...	...	...	1.05	.23	6	.62	+6.7
US Bancrp	USB	1.48	3.1	12	58.50	43.14	8050	47.31	+3.5
US Bcp pfA	USBpA	35.49e	4.7	...	937.73	749.50		760.05	+1.4
US Bcp pfH	USBpH	.89e	4.6	...	24.22	18.20	138	19.50	+4.2
US Bcp pfM	USBpM	1.63	6.0	...	28.39	25.99	62	26.91	+1.6
US Bcp pfO	USBpO	1.29	5.5	...	25.83	22.10	48	23.39	+2.0
US Bc pfN	USBpN	...	...	...					
US Brent	BNO	...	...	...q	24.41	14.58	400	17.39	+13.4
US Cellular	USM	...	...	12	58.44	32.06	73	57.38	+10.4
US Cellu60	UZA	1.74	7.2	...	25.80	21.72	26	24.10	+7.3
US Cellu 63	UZB	1.81	7.2	...	26.20	22.20	19	25.09	+6.5
US Cell64	UZC	1.81	7.2	...	26.70	22.50	20	25.15	+6.4
USCmdtyFd	USCI	...	...	...q	45.44	36.75	26	38.32	+2.1
USDslHtOil	UHN	...	...	...q	21.76	17.04		20.60	
US GasFd	UGA	...	...	...q	37.15	22.05	24	24.93	+8.8
USCoppFd	CPER	...	...	...q	21.00	15.94	3	16.51	+.4
USAgriFd	USAG	...	...	...q	18.21	15.53		15.53	
US NGas rs	UNG	...	...	...q	39.87	21.56	3605	24.75	+.2
US OilFd	USO	...	...	...q	16.24	9.23	21125	11.10	+14.9
USSteel	X	.20	1.0	12	47.64	17.08	7276	20.99	+15.1
UtdTech	UTX	2.94f	2.7	18	144.15	100.48	3287	110.41	+3.7
UtdhlthGp	UNH	3.60	1.5	22	287.94	208.48	3373	244.87	-1.7
UNITIL	UTL	1.46	3.0	26	53.07	40.92	23	48.87	-3.5
Univar n	UNVR	...	...	33	31.84	16.33	1071	19.89	+12.1
UnvslCp	UVV	3.00	5.5	8	76.98	45.95	93	54.37	+.4
UnvHR	UHT	2.68f	4.0	36	76.97	53.00	23	66.85	+8.9
UnivHlthS	UHS	.40	.3	16	139.63	108.62	570	125.67	+7.8
Univ Insur	UVE	.64a	1.7	10	50.50	27.45	112	38.51	+1.6
UnvSecInst	UUU	...	...	...dd	3.50	.98	73	1.17	+10.4
UnivTInst	UTI	.08	2.1	...dd	4.08	1.86	20	3.85	+5.5
UnumGrp	UNM	1.04	3.2	1	58.73	26.77	1668	32.20	+9.6
Ur-Energy	URG	...	...	34	.93	.54	150	.67	+3.7
UraniumEn	UEC	...	...	...	2.00	1.12	649	1.34	+7.2
UrbnEdg n	UE	.88	4.7	22	25.09	16.13	883	18.90	+13.7
UrstdBid	UBP	1.10f	6.8	33	18.50	14.75	3	16.10	+6.9
UrsBidA	UBA	1.08f	5.3	30	23.16	17.20	76	20.40	+6.1
UrsBid pfG	UBPpG	1.69	6.7	...	26.44	24.00	1	25.05	+1.2
UrstBid pfH	UBPpH	1.56	6.5	...	26.69	21.90	7	24.00	+2.6

- V -

Name	Ticker Symbol	Div	Yield	PE	52-week High	52-week Low	Vol 1000s	Last	YTD %Chg
VF Corp	VFC	2.04f	2.8	36	97.00	67.18	1626	73.64	+3.2
VICI Pr n	VICI	1.00e	5.0	...	22.37	17.58	4671	20.07	+6.9
VOC EnTr	VOC	.82e	19.3	9	6.66	3.32	35	4.24	+17.5
VaalcoE	EGY	...	...	...	3.38	.72	158	1.83	+24.5
VailRsrt	MTN	5.88	2.7	30	302.76	200.29	575	214.63	+1.8
Vale SA	VALE	.29e	2.0	14	16.13	11.93	18677	14.40	+9.2
ValeroE	VLO	3.20	4.1	21	126.98	68.81	3817	77.42	+3.3
ValeroEPt	VLP	2.20f	5.2	15	48.66	33.25		42.24	+.2
Valhi	VHI	.08	3.5	21	9.24	1.63	251	2.31	+19.7
Valmont	VMI	1.50	1.3	18	171.55	103.01	170	117.51	+5.9
Valvoline n	VVV	.42f	2.0	...	25.27	17.49	515	20.74	+7.2
VanEMGold	OUNZ	...	...	...q	13.44	11.53	205	12.63	+.4
VanEGold	GDX	.06e	.3	...q	24.86	17.28	38160	21.00	-.4
VnE LgFl n	LFEQ	...	...	...	28.51	23.48	21	25.38	+3.2
VanE Grn n	GRNB	...	...	...	27.50	24.66	1	25.64	+.2
VnEkSteel	SLX	.40e	1.1	...q	51.92	33.66	10	37.82	+8.6
MV Pharm	PPH	1.30e	2.2	...q				58.24	
VnEkHiln rs	YMLP	...	...	...q	25.49	16.08	3	18.68	+8.9
VanE Env	EVX	.53e	.6	...q	101.30	78.41	0	87.97	+5.7
VanE 12-17 n	ITML	...	...	...					
VanE USBd	IGEM	...	...	...q	25.19	23.27		23.27	
VanE EMHi	HYEM	1.57	6.9	...q	24.75	21.99	36	22.63	+1.1
VanEHiYM rs	HYD	...	...	...q	63.12	60.52		61.00	
VanE ChiBd	CBON	.68e	...	...q	24.34	22.05	0	22.86	+2.1
VnEkShHY	SHYD	.81	3.3	...q	24.68	23.89	410	24.27	+.3
VanE TrH n	THHY	...	...	...					
VnEkRus	RSX	.01e	...	...q	24.33	18.18	9281	20.17	+7.6
VanE BDC	BIZD	1.47e	9.6	...q	17.40	13.85	55	15.36	+9.4
VEckPfSec	PFXF	1.24e	6.7	...q	19.84	17.20	122	18.43	+4.0
VanE FallA	ANGL	1.63e	4.8	...q	30.35	26.25	174	27.94	+4.8
VanE IntHY	IHY	1.26	5.3	...q	26.20	23.25	7	23.77	+1.6
VanE Reit	MORT	2.36e	8.5	...q	24.75	20.64	95	22.29	+4.6
VnEkCfMun	XMPT	1.35	5.4	...q	26.84	23.01	6	24.83	+4.0
VanE EmM	EMAG	.92	4.5	...q	22.45	19.73		20.47	+2.1
VanE IGFlt	FLTR	.15e	.6	...q	25.41	24.63	152	24.75	+.2
VnE EMBd rs	EMLC	...	...	...q	39.82	31.48		32.52	
VanEAltEn	GEX	1.07e	1.8	...q	64.75	51.21	7	57.91	+6.1
VEckMun	PRB	.15e	.6	...q	24.56	24.07	0	24.43	+.1
VnEkSMu	SMB	.20	1.2	...q	17.38	17.05	34	17.35	+.3
VanE LgMu	MLN	.62	3.2	...q	20.30	18.89	29	19.49	-.4
VnEIntMu rs	ITM	...	...	...q	48.14	45.96		46.28	
VnEkHiInInf	YMLI	1.20	9.9	...q	14.90	10.44	6	12.11	+9.6
VanE GenDr	GNRX	...	...	...	26.68	20.17	0	21.92	+5.9
VanE OilR	CRAK	...	...	...q	36.19	25.55	8	28.26	+5.3
V IntMoat	MOTI	...	...	...q	36.88	27.67	4	29.84	+5.4
VEckNucl	NLR	1.72e	3.4	...q	53.86	45.37	2	50.64	+2.2

Continued on **next page**

Continued from **previous page**

NYSE

Name	Ticker Symbol	Div	Yield	PE	52-week High	52-week Low	Vol 1000s	Last	YTD %Chg
VnEkGlSpin	SPUN	...	...	...q	25.99	19.15		19.70	
VanEChAMC	CNXT	...	...	...q	37.10	20.35	1	21.87	+4.4
VanE Israel	ISRA	.44e	1.5	...q	34.34	26.62	7	29.55	+5.4
VanEWMoat	MOAT	.41e	1.0	...q	47.35	38.64	416	42.85	+4.1
VanE UncOG	FRAK	.06e	.5	...q	18.24	10.03	9	12.51	+14.6
VnEkSemi	SMH	.58e	.6	...q	114.55	80.71	5720	90.82	+4.1
VnEkRtl]	RTH	1.39e	1.4	...q	112.23	87.11	31	98.65	+5.0
VanE Agri	MOO	1.10e	1.8	...q	66.64	54.16	49	60.07	+5.5
VEckOilSvc	OIH	.47e	2.8	...q	29.87	13.13	7384	16.50	+17.6
VnEkRusSC	RSXJ	.81e	2.8	...q	44.21	26.57	4	28.85	+5.6
VEckVcREr	REMX	.50a	3.4	...q	32.97	13.05	58	14.71	+8.5
VEckChina	PEK	1.41e	1.6	...q	54.26	31.04	4	33.00	+4.8
VnEkIndSC	SCIF	.57e	1.3	...q	72.57	36.58	30	42.46	+.1
VanE Egyp	EGPT	...	...	...q	40.97	26.57	4	29.06	+5.0
VEckPoland	PLND	.29e	1.7	...q	21.80	15.17	2	16.95	+4.2
VanE JrGld	GDXJ	...	...	...q	36.08	25.91	17805	30.70	+1.6
VanE Coal	KOL	.13	1.0	...	18.49	12.24	8	13.51	+7.6
VnEk Viet	VNM	.32e	2.1	...q	20.50	14.37	157	15.29	+3.7
VanEBrzSC	BRF	...	...	...q	25.89	15.93	9	21.76	+8.7
VanEIndo	IDX	.25e	1.1	...q	26.90	18.81	23	23.42	+7.6
VanENatRs	HAP	.64e	1.9	...q	39.67	30.67	7	34.16	+6.0
VanE VAfr	AFK	.53e	2.6	...q	27.39	18.01	13	20.57	+4.6
VanE Gam	BJK	1.07e	3.0	...q	50.35	30.81	5	35.84	+8.5
VangLTBd	BLV	3.92e	4.2	...q	94.60	83.46	320	87.32	-.2
VangIntBd	BIV	2.17a	2.7	...q	83.64	79.35	728	81.38	+.1
VangSTBd	BSV	1.08e	1.2	...q	79.02	77.66	1751	78.55	
VangTotBd	BND	2.06e	2.3	...q	81.33	77.46	2580	79.17	-.1
VangExDur	EDV	4.81e	3.2	...q	119.76	101.61	84	112.37	-1.0
VangMegG	MGK	1.33e	1.2	...q	129.38	99.51	183	111.46	+4.2
VangMegV	MGV	1.53e	2.1	...q	82.04	66.82	103	73.31	+2.6
VangMega	MGC	1.47e	1.5	...q	96.61	94.00		96.61	
VanHiDvY	VYM	2.10e	2.6	...q	90.93	73.18	1767	80.32	+3.0
VangEMI	VXF	1.13e	1.1	...q	125.36	93.42	430	106.39	+6.6
VangGrth	VUG	1.38e	1.0	...q	162.36	124.85	1288	140.16	+4.3
VangLgCp	VV	1.84e	1.5	...q	135.38	107.34	594	119.03	+3.6
VangMidC	VO	1.76e	1.2	...q	167.16	129.51	483	145.11	+5.0
VangSmCp	VB	1.63e	1.2	...q	166.03	123.80	467	140.81	+6.7
VangSCG	VBK	1.19e	.7	...q	190.49	139.95	236	161.16	+7.0
VangSCV	VBR	1.96e	1.6	...q	143.52	107.57	241	121.46	+6.5
VangTSM	VTI	2.17e	1.6	...q	151.84	119.35	2686	132.81	+4.1
VangValu	VTV	2.05e	2.0	...q	113.49	91.62	3098	100.80	+2.9
VangSP500	VOO	3.81e	1.6	...q	270.67	214.83	2804	238.00	+3.6
VangMCVal	VOE	1.76e	1.8	...q	117.97	89.59	316	99.91	+4.9
VangMCGr	VOT	.82e	.7	...q	143.97	111.78	104	125.92	+5.2
VangREIT	VNQ	3.08e	4.0	...q	84.55	71.08	8672	77.53	+4.0
VangDivAp	VIG	1.82e	1.8	...q	112.61	91.68	853	100.39	+2.5
VangAllWld	VSS	2.83e	2.9	...q	127.14	90.89	154	99.21	+4.8
VangTotW	VT	1.53e	2.0	...q	78.12	76.09		78.12	
VangAllW	VEU	1.34e	2.8	...q	58.90	44.06	3408	47.70	+4.7
VangEmg	VWO	1.10e	2.7	...q	50.99	36.35	18737	40.03	+5.1
VangPacif	VPL	1.37e	2.2	...q	77.96	58.62	1748	63.45	+4.7
VangEur	VGK	1.71e	3.4	...q	63.60	46.80	4076	50.74	+4.4
VangTEBd	VTEB	.28e	...	...q	51.65	49.85	414	51.03	
Vang500Gr	VOOG	1.62e	1.2	...q	160.04	125.87	156	139.95	+3.7
Van500Val	VOOV	2.01e	2.0	...q	116.72	91.41	52	101.07	+3.6
VanSC600V	VIOV	1.66e	1.4	...q	150.33	106.74	9	122.17	+7.5
VanSC600G	VIOG	1.13e	.8	...q	179.75	129.95	7	146.53	+5.9
VangSC600	VIOO	1.19e	.9	...q	165.03	118.07	22	133.99	+6.5
VanMC400V	IVOV	1.50e	1.3	...q	131.09	98.92	9	112.63	+7.1
VanMC400G	IVOG	1.16e	.9	...q	147.36	110.97	8	123.71	+4.9
VanMC400	IVOO	1.57e	1.3	...q	138.74	105.30	13	118.59	+6.0
VangFTSE	VEA	1.10e	2.8	...q	47.89	35.74	16334	38.90	+4.9
VangCnD	VCR	2.03e	1.3	...q	182.50	139.16	90	159.92	+6.2
VangCnS	VDC	3.69e	2.8	...q	151.29	124.93	284	133.31	+1.6
VangEngy	VDE	2.37e	2.8	...q	109.79	71.70	273	84.49	+9.6
VangFncl	VFH	.90e	1.5	...q	75.48	55.16	353	61.37	+3.4
VanHC Etf	VHT	1.96e	1.2	...q	181.92	148.31	300	164.24	+2.3
VangIndl	VIS	2.25e	1.8	...q	151.35	112.15	112	127.38	+5.8
VangInfT	VGT	1.61e	.9	...q	204.44	154.72	403	171.95	+3.1
VangMat	VAW	2.12e	1.8	...q	144.65	103.54	115	115.97	+4.6
VangUtil	VPU	3.41e	2.9	...q	127.07	104.82	149	119.13	+1.1
VangTel	VOX	3.14e	4.0	...q	93.38	69.48	311	79.18	+6.9
VantageEn	VEI	...	...	...					
Vapothrm n	VAPO	...	...	...	22.07	14.70	68	17.44	-12.6
VarianMed	VAR	...	...	77	130.29	101.42	759	124.04	+9.5
VectorGp	VGR	1.60b	14.9	16	21.00	9.21	1099	10.76	+10.6
Vectren	VVC	1.80	2.5	28	72.18	58.00	1025	71.82	-.2
Vectrus	VEC	...	...	9	41.48	19.61	30	23.56	+9.2
VedantaLtd	VEDL	1.20e	10.7	...	21.99	10.26	368	11.18	-3.1
VeevaSys	VEEV	...	...	...cc	109.05	52.17	1046	97.97	+9.7
VenatorM n	**VNTR**	**...**	**...**	**...**	**24.31**	**3.59**	**1331**	**5.35**	+27.7
Ventas	VTR	3.17f	5.3	29	65.70	46.55	2282	59.29	+1.2
VentasR 43	VTRB	1.36	5.5	...	25.36	23.03		24.90	+2.9
Veoneer n	VNE	...	...	...	55.21	22.63	747	29.28	+24.2
Vereit	VER	.55	7.3	...cc	8.00	6.52	5871	7.55	+5.6
Vereit pf	VERpF	1.68	6.9	...	25.97	23.50	98	24.20	+2.3
Veritiv	VRTV	...	...	...dd	51.00	22.28	45	29.81	+19.4
VerizonCm	VZ	2.41f	4.2	7	61.58	46.09	14258	57.60	+2.5
VerizonC 54	VZA	1.48	5.8	...	26.64	24.96	41	25.55	+1.0
VermilnE g	VET	2.03	...	...	40.59	19.43	283	23.82	+13.1
Verso Cp	VRS	...	...	...	34.60	13.84	493	25.32	+13.0
Versum	VSM	.24f	.8	...	41.35	25.02	547	29.36	+5.9
ViadCorp	VVI	.40	.8	26	62.50	46.17	25	52.18	+4.2
Vicon	VII	...	...	...dd	.53	.17		.21	
VictSCHiD	CSB	.60e	...	...q	48.80	38.29	6	42.41	+5.6
VinaConc	VCO	.66e	1.6	...	47.99	38.30		42.02	
VinceHlg rs	VNCE	...	...	4	24.19	5.85	23	11.08	+18.8
Vipshop	VIPS	...	...	5	19.14	4.31	8346	5.93	+8.6
VirnetX	**VHC**	**...**	**...**	**...dd**	**5.10**	**2.10**	**2111**	**3.86**	+60.8
VirDynCr n	BLHY	...	...	...	25.65	22.51	9	23.81	+3.3
VirShUS n	VESH	...	...	...	23.97	20.86		22.47	
ZweigTR	ZTR	.97	10.4	...q	14.18	8.29	137	9.34	+4.6
VirtGblMSc	VGI	1.87	15.9	...q	17.45	10.32	54	11.74	+6.0
Visa s	V	1.00f	.7	46	151.56	111.02	12514	138.67	+5.1
VishayInt	VSH	.34	1.8	...cc	26.50	16.63	1734	18.65	+3.6
VishayPrc	VPG	...	...	23	45.00	23.65	29	31.86	+5.4
VistaGold	VGZ	...	...	...dd	.87	.37	62	.58	+10.5
VistaOutd n	VSTO	...	...	...dd	20.04	9.83	222	12.05	+6.2
VistraEn n	VST	...	...	89	26.29	17.31	4464	24.11	+5.3
VitaminSh	VSI	...	...	6	13.95	3.50	413	5.12	+8.0
VivintSolar	VSLR	...	...	27	7.44	2.70	421	3.99	+4.7
▲VMware	VMW	26.81p	...	42	150.96	90.10	1358	148.88	+8.6
VoceraCm	VCRA	...	...	...dd	42.42	22.43	335	40.89	+3.9
VolarisAv	VLRS	...	...	...	9.31	4.87	763	6.81	+27.3
VolitionRX	VNRX	...	...	...	4.00	1.44	29	2.36	+30.4
VoltInfoSci	**VISI**	**...**	**...**	**...dd**	**4.90**	**2.07**	**73**	**3.06**	+42.3
Vonage	VG	...	...	...dd	14.73	7.92	2739	9.12	+4.5
Vornado	VNO	2.52	3.9	40	77.59	59.48	1238	65.03	+4.8
Vorndo pfK	VNOpK	1.43	5.9	...	25.93	21.40	23	24.13	+7.3
Vorndo pfL	VNOpL	1.35	5.9	...	25.24	20.16	30	23.05	+7.5
Vornad pfM	VNOpM	1.31	6.0	...	25.45	19.50	27	21.80	+6.1
Voxeljet	VJET	...	...	...	5.63	1.55	18	2.14	+25.9
VoyaAsPcD	IAE	1.02	11.5	...q	11.38	8.20	46	8.85	+3.8
VoyaEmHi	IHD	.92	11.8	...q	9.86	6.96	433	7.80	+7.0
VoyaFincl	VOYA	.04	.1	13	55.27	36.66	1445	42.15	+5.0
VoyaGlAdv	IGA	1.12	11.5	...q	11.85	8.92	100	9.78	+6.3
VoyaGlbDv	IGD	.91	14.7	...q	8.14	5.56	212	6.19	+5.6
VoyaInfra	IDE	1.46	12.2	...q	17.55	10.71	51	11.98	+8.3
VoyaIntHD	IID	.83	15.1	...q	7.71	4.83	24	5.50	+6.4
VoyaPrRTr	PPR	.29	6.1	...q	5.22	4.39	551	4.74	+5.6
VoyaNatRs	IRR	.81	17.1	...q	7.00	4.00	66	4.72	+10.3
VulcanM	VMC	1.12	1.1	22	141.20	82.52	776	103.03	+4.3

- W -

Name	Ticker Symbol	Div	Yield	PE	52-week High	52-week Low	Vol 1000s	Last	YTD %Chg
W&T Off	WTI	.40	7.3	9	9.88	3.38	1869	5.45	+32.3
WBI TacGr	WBIA	.03e	.1	...q	26.51	21.05	3	21.15	
WBI TactV	WBIB	.08e	.4	...q	27.48	20.83	3	21.22	+1.7
WBI TacYd	WBIC	.28e	1.4	...q	24.17	19.85	5	19.92	+.1
WBI TacSel	WBID	.05e	.2	...q	25.62	20.93	3	21.08	+.5
WBI LCTG	WBIE	.19e	.8	...q	28.44	24.94	4	25.08	+.4
WBI LCTV	WBIF	.22e	.8	...q	31.10	27.25	6	27.34	-.1
WBI LCTY	WBIG	.31e	1.3	...q	28.00	23.34	9	23.46	+.2
WBI LCTS	WBIL	.04e	.2	...q	29.15	24.50	2	24.61	
WBI PwFact	WBIY	...	...	...	28.05	21.69	13	23.65	+6.8
WBITacRot	WBIR	...	...	...	26.78	22.77	4	23.01	+.5
WBI TacInc	WBII	.26e	1.1	...q	25.38	23.20	14	23.98	-.3
WBI THiInc	WBIH	.45e	2.1	...q	25.43	21.71	29	21.81	-.3
WEC Engy	WEC	2.21	3.2	22	75.48	58.48	1068	69.45	+.3
WEX Inc	WEX	...	...	30	203.50	131.35	509	155.94	+11.3
WNS Hldg	WNS	...	...	23	54.38	39.24	194	45.00	+9.1
WP Carey	WPC	4.12f	6.0	26	71.29	59.23	1185	69.11	+5.8
WPP plc	WPP	3.91e	6.9	...	103.53	50.31	214	56.60	+3.3
WPX Engy	WPX	...	...	...dd	20.80	9.89	5210	13.18	+16.1
WPX pfA	WPXp	1.56	2.0	...	81.68	54.63		76.25	
Wabash	WNC	.32f	2.2	11	26.54	12.25	576	14.77	+13.6
WABCO	WBC	...	...	15	162.20	98.90	320	110.06	+2.5
Wabtec	WAB	.48	.7	23	115.40	65.45	783	73.11	+4.1
WaddellR	WDR	1.00	5.6	12	23.82	16.45	934	17.77	-1.7
WageWrks	WAGE	...	...	16	63.40	25.15	363	27.87	+2.6
WalMart	WMT	2.08f	2.2	55	109.98	81.78	9203	94.96	+1.9
WalkerDun	WD	...	...	7	61.44	37.96	99	46.57	+7.7
WarrMet n	HCC	.20	...	...	31.65	20.23	759	24.24	+.5
WashPrGp	WPG	1.00	18.0	15	8.44	4.63	1144	5.57	+14.6
WashPr pfH	WPGpH	1.88	11.9	...	24.89	12.59	60	15.80	-1.1
WashPr pfI	WPGpI	1.72	10.9	...	24.95	12.05	3	15.75	-.1
WREIT	WRE	1.20	4.9	24	31.85	22.53	344	24.32	+5.7
WasteCon s	WCN	.64f	...	28	81.36	65.06	775	77.22	+4.0
WsteMInc	WM	1.85	2.0	20	95.49	78.39	1682	93.19	+4.7
Waters	WAT	...	...	...cc	220.20	167.94	502	196.97	+4.4
Watsco	WSO	6.40f	4.4	27	192.94	131.88	250	144.04	+3.5
WatscoB	WSO/B	5.00f	3.5	29	192.75	132.69		141.66	+4.7
WattsWtr	WTS	.84	1.2	22	93.35	61.17	163	70.56	+9.3
Wayfair	W	...	...	...dd	151.20	60.53	2355	99.23	+10.2
WeathfIntl	WFT	...	...	...dd	4.41	.22	31957	.55	-2.0
WebsterFn	WBS	1.32	2.6	16	69.63	45.38	383	50.69	+2.8
WbstFn pfF	WBSpF	...	...	...					
Weidai n	WEI	...	...	...	10.89	9.14	7	9.45	+2.1
WeinRlt	WRI	1.58a	5.9	9	32.52	23.80	1197	26.59	+7.2
WeisMk	WMK	1.24f	2.6	11	57.82	36.50	58	47.87	+.2
Welbilt	WBT	...	...	...	23.85	10.66	2319	12.71	+14.4
Wellcare	WCG	...	...	28	324.99	187.06	665	243.06	+3.0
WellsF pfJ	WFCpJ	2.00	7.9	...	26.67	25.60		25.18	
WellsF pfL	WFCpL	75.00	5.8	...	1304.48	1245.00	13	1299.00	+2.9
WellsF pfN	WFCpN	1.30	5.7	...	25.11	21.37	69	22.70	+3.1
WellsF pfO	WFCpO	1.28	5.7	...	25.10	21.25	42	22.46	+3.1
WellsF pfP	WFCpP	1.31	5.7	...	25.26	21.50	21	22.84	+3.5
WellsF pfQ	WFCpQ	1.46	5.9	...	26.99	23.65	86	24.92	+1.4
WellsF pfR	WFCpR	1.66	6.2	...	28.84	25.28	76	26.72	+1.7
WellsF pfT	WFCpT	1.50	5.9	...	26.38	24.54	51	25.40	+1.0
WellsFargo	WFC	1.72f	3.6	12	66.31	43.02	16206	47.75	+3.6
WellsF wt	WFC/WS	...	...	...	30.82	28.50		30.65	
WellsF pfY	WFCpY	...	...	...	25.94	22.76	62	24.43	+4.0
WellsF pfX	WFCpX	...	...	...	25.62	20.90	78	23.96	+3.9
WellsF pfW	WFCpW	...	...	...	26.03	23.22	103	24.85	+4.4
WellsF pfV	WFCpV	...	...	...	26.63	24.49	43	25.47	+1.4
EvgGlbDiv	EOD	.54m	10.5	...q	6.11	4.47	90	5.12	+10.3
WFAdvInco	EAD	.82	10.7	...q	8.51	6.91	245	7.64	+5.7
WFAdMSec	ERC	1.16	9.9	...q	13.29	10.27	188	11.68	+5.3
WFREI pf	WFEpA	1.59	6.3	...	26.74	24.91	22	25.21	+.6
WFAdUtlHi	ERH	.90	7.6	...q	13.20	9.51	36	11.87	+6.3
Welltower	WELL	1.68e	2.4	16	74.75	49.58	2488	71.24	+2.6
Welltwr pfI	HCNpI	3.25	5.1	...	68.50	54.50	6	64.22	+1.7
WescoAir	WAIR	...	...	11	14.23	6.15	317	7.97	+.9
Wesco Intl	WCC	...	...	15	69.35	43.94	457	50.66	+5.5
WestPhrm	WST	.60f	.6	44	125.09	82.74	228	103.86	+5.9
WstnAlliB	WAL	...	...	12	64.06	37.39	666	42.20	+6.9
WstnAll56	WALA	1.56	6.2	...	26.35	23.65	11	25.27	+2.0
WstACpLn	TLI	.87	9.3	...q	10.67	8.54	18	9.39	+4.6
WAstEMkt	EMD	.84	6.5	...q	16.16	11.82	306	12.90	+5.0
WsADefOp	GDO	1.36	8.8	...q	18.15	14.70	21	15.54	+3.7
WAstGlbHi	EHI	1.16	12.8	...q	10.30	7.99	233	9.02	+9.1
WstAstHI2	HIX	.80	14.1	...q	7.07	5.42	388	6.24	+8.3
WAHiInOp	HIO	.43	9.1	...q	5.12	4.14	588	4.67	+6.6
WAstHYOp	HYI	1.32	9.5	...q	15.29	12.83	61	13.84	+5.2
WstnAsst	PAI	.69	5.0	...q	15.88	12.90	12	13.78	+4.4
WstnAsInt	SBI	.48	5.6	...q	9.32	8.18	24	8.57	+2.6
WAstDefOp	IGI	1.20	6.4	...q	23.67	17.26	22	18.62	+.3
WAMgdMu	MMU	.78	5.9	...q	14.20	11.50	83	13.20	+3.9
WstAstMtg	WMC	1.24e	13.6	9	11.38	8.26	184	9.09	+9.0
WAMtDOp	DMO	2.82a	13.6	...q	26.75	20.21	35	20.78	+1.9
WA MunDef	MTT	1.01a	5.0	...q	22.50	19.37	34	20.27	+3.9
WstAMunHi	MHF	.34	4.7	...q	7.46	6.85	24	7.11	+2.6
WAMunPrt	MNP	.87	6.1	...q	15.31	13.19	22	14.16	+1.9
WAstBdF	WEA	1.08	8.6	...q	13.89	11.90	36	12.60	+4.2
WstAVari	GFY	.93	5.9	...q	17.55	14.86	3	15.70	+1.3
WAstInfSc	WIA	.38	3.5	...q	12.09	10.42	19	10.87	+2.6
WAstInfOpp	WIW	.40	3.8	...q	11.75	10.01	109	10.51	+3.5
WstC&G gs	WRN	...	...	...	1.07	.35	21	.56	+24.2
WstnGasEq	WGP	2.38f	7.6	19	42.92	25.89	314	31.25	+12.7
WstnGasPt	WES	3.86f	8.1	39	54.40	38.35	953	47.84	+13.3
WstnRef wi	WNR	...	...	...					
WstnUnion	WU	.76	4.4	9	22.21	16.42	4385	17.41	+2.1
WestlkChm	WLK	1.59f	2.1	8	124.30	59.78	757	75.74	+14.5
WestlkCLP	WLKP	1.68f	7.2	15	27.75	20.25	56	23.35	-3.2
WestpacBk	WBK	1.52e	8.2	...	25.59	16.41	347	18.43	+5.5
WestRck	WRK	1.82f	4.5	12	71.55	35.20	5546	40.29	+6.7
WestwdH	WHG	2.88f	7.8	8	70.71	32.19	27	37.04	+8.9
Weyerhsr	WY	1.36	5.6	18	38.39	20.52	5955	24.30	+11.2
WheatPr g	WPM	.28e	...	24	22.87	15.08	1888	19.26	-1.4
Whrlpl	WHR	4.60	3.8	...dd	187.47	99.40	719	122.51	+14.6
WhtMtIns	WTM	1.00	.1	70	980.89	786.23	15	875.00	+2.0
WhiteWB wi	WWAV/B/WI	...	...	...					
WhitestnR	WSR	1.14	8.3	34	14.49	10.06	217	13.75	+12.2
WhitngPet rs	WLL	...	...	...dd	56.47	18.37	5204	28.67	+26.4
WidOpW n	WOW	...	...	...	12.91	6.03	493	7.95	+11.5
WidePoint	WYY	...	...	...dd	.70	.40	82	.43	+4.1
WildhRs n	WRD	...	...	79	29.67	12.01	1050	17.40	+23.3
WileyJA	JW/A	1.20	2.4	15	71.75	44.67	305	50.73	+8.0
WileyJB	JW/B	1.20	2.4	15	71.40	45.22	0	50.26	+7.3
WLyonHm	WLH	...	...	7	32.66	9.85	472	12.75	+19.3
WmsCos	WMB	1.36	5.4	10	33.67	20.36	9838	25.15	+14.1
WmsSon	WSM	1.72	3.3	16	73.99	45.01	1969	52.25	+3.6
Winnbgo	WGO	.44p	1.6	8	58.05	19.77	547	27.64	+14.2
Wipro s	WIT	.03e	.6	...	5.99	4.50	350	5.09	-.8
WirelessT	WTT	...	...	...dd	2.64	1.40	11	1.58	-10.7
WT IntQua	IQDG	...	...	...	32.75	24.16	4	26.27	+4.7
WT ST HiYI	SFHY	...	...	...	51.40	47.78	37	49.30	+2.1
WT ShTr n	SFIG	...	...	...	49.41	48.54	1	49.13	+.3
WT HiYld n	WHFY	...	...	...	54.14	46.75	2	49.26	+3.6
WT Corp n	WFIG	...	...	...	49.84	46.90	0	47.53	+.3
WT EmMDv	DVEM	...	...	...	36.70	27.91	36	29.66	+4.1
WT G exMx	XMX	...	...	...	31.68	25.65	1	27.20	+4.2
WT DyCEu	DDEZ	...	...	...	33.88	24.82	0	26.61	+4.2
WT DyInEq	DDWM	...	...	...	32.00	25.23	175	27.22	+5.1
WT DyInSm	DDLS	...	...	...	34.74	26.31	7	28.64	+4.4
WT DynCJp	DDJP	...	...	...	31.29	23.78		24.10	-1.4
WTBearEq	DYB	...	...	...q	26.88	24.41	64	25.09	+1.1
WT LgSEq	DYLS	...	...	...q	35.96	27.33	38	28.71	-.9
WT EuLoc	EZR	...	...	...	34.19	21.13	0	23.28	+5.8
WT GlExUS	HDRW	...	...	...	29.17	26.12		27.52	
WT SCDiv	HGSD	...	...	...q	26.82	21.93		23.79	+5.2
WT GlSmC	GSD	...	...	...	34.14	26.32		28.84	+5.7
WTWkDUSE	USWD	...	...	...q	34.04	30.15		32.50	
WT StrDl n	EMSD	...	...	...	29.79	27.19		28.46	
WT DomE n	WUSA	...	...	...	33.00	29.57		31.10	
WT JpnHCr	DXJH	4.10e	.6	...q	38.12	35.39		37.83	
WTUSEnYd	AGGY	1.44	3.0	...q	50.69	47.35	72	48.36	+.3
WTxUSDiv	DXUS	.04e	...	...q	28.05	25.53		26.19	
WTEurSmC	EUSC	.53e	...	...q	32.83	25.44	36	27.93	+5.7
WT PutStr	PUTW	...	...	...	30.83	24.36	30	25.95	+2.0
WT EMexSt	XSOE	.77e	2.9	...q	35.10	24.32	28	26.63	+4.2
WT JpDvG	JHDG	...	...	...q	30.34	21.40	1	24.67	+4.1
WTIntHDv	IHDG	.70e	1.5	...q	33.04	26.92	49	28.97	+4.1
WT EurDiv	EUDG	.51e	2.2	...q	28.46	21.46	10	23.23	+4.3
WTFltRtTr	USFR	...	...	...q	27.90	25.00	767	25.10	+.1
WT EurHdg	HEDJ	3.51e	2.5	...q	67.62	54.49	730	58.58	+3.8
WT AsiaDb	ALD	1.02	2.3	...q	46.97	41.78	0	44.09	+1.1
WTEmLDbt	ELD	1.74	5.1	...q	40.08	31.66	16	34.25	+2.2
WT GlRIR n	RRF	...	...	...				40.35	
WisDynCu n	DHDG	...	...	...	26.16	19.82	1	21.35	+4.6
WisYldEn n	SHAG	...	...	...	49.70	48.41	6	48.92	+.1
Wis US Mul	USMF	...	...	...	31.12	24.81	34	27.12	+3.8
GrnHCmdty	GCC	...	...	...q	19.89	17.35	230	17.96	+2.3
WT Diefa	DWM	.74e	1.5	...q	59.63	44.98	29	48.65	+4.4
WT DefaEq	DTH	1.75e	4.5	...q	47.40	35.97	7	38.76	+4.4
WTDv exF	DTN	2.48e	3.1	...q	92.93	72.58	57	80.73	+4.9
WTEurEq	DEW	1.75e	4.0	...q	51.17	40.15	7	43.55	+4.3
WTEurSC	DFE	1.48e	2.6	...q	75.61	51.01	34	56.67	+6.2
WT EqInco	DHS	2.10e	3.1	...q	75.26	61.58	23	67.87	+4.2
WTIntD exF	DOO	2.01e	5.1	...q	46.39	36.77	6	39.41	+4.0
WT IntLC	DOL	1.69e	3.8	...q	54.18	41.34	31	44.51	+4.7
WTIntMC	DIM	1.53e	2.6	...q	73.72	54.86	5	59.65	+5.1
WTIntSC	DLS	1.16e	1.8	...q	81.62	58.00	84	63.33	+5.0
WTGxUSDv	DNL	.99e	1.9	...q	62.84	47.47	6	51.39	+4.2
WTJpnSC	DFJ	1.26e	1.9	...q	85.64	60.85	78	67.59	+5.0
WTJpHedg	DXJ	1.37e	2.8	...q	62.78	44.86	1815	48.62	+4.8
WT LCD	DLN	1.84e	2.1	...q	97.25	79.15	67	87.06	+3.1
WT MCD s	DON	...	...	...q	37.56	29.88	638	33.49	+5.9
WTAustDiv	AUSE	1.46e	2.9	...q	61.99	46.14		49.92	+4.9
WTAsiaPxJ	AXJL	2.22e	3.5	...q	75.33	59.87	4	63.26	+3.4
WT SC s	DES	...	...	...q	30.76	23.23	381	26.49	+8.0
WT TotDv	DTD	2.05e	2.3	...q	97.76	79.49	12	87.72	+3.7
WT MgdFut	WDTI	...	...	...q	41.50	38.32	178	38.50	-.7
WT EmCur	CEW	...	...	...q	20.09	17.63	2	18.39	+1.6
WTChiYuan	CYB	...	...	...q	26.90	26.01		26.78	
WTBrzReal	BZF	...	...	...q	18.91	18.60		18.90	
WTESCDv	DGS	1.29e	2.9	...q	57.04	39.79	210	43.81	+4.6
WT EmEq	DEM	1.80e	4.3	...q	50.31	38.90	539	42.04	+4.7
WTGxUSRe	DRW	1.22e	4.2	...q	34.85	27.11	21	29.08	+4.7
WT JpCapG	DXJC	3.43e	2.0	...q	31.10	26.69		26.91	
WT India	EPI	.22e	.9	...q	29.52	21.66	866	24.40	-1.6
WT JpHFn	DXJF	3.48e	1.3	...q	27.59	19.61	1	21.16	+4.8
WTUSDBull	USDU	1.78e	...	...q	27.79	24.78	6	26.81	-.9
WT LowPE	EZY	.90e	1.1	...q	88.83	69.73	2	78.41	+5.6
WT SCErn	EES	.95e	2.7	...q	41.06	30.08	89	34.81	+8.6
WT SCEr s	EES/WI	...	...	...q					
WT MCEr s	EZM	...	...	...q	42.52	32.19	56	36.77	+7.2
WT Er500 s	EPS	...	...	...q	33.26	26.39	26	29.25	+3.7
WT TotErn	EXT	1.49e	5.0	...q	34.06	26.78	49	29.77	+4.7
WT JpnRE	DXJR	2.14e	3.1	...q	16.15	14.02		14.48	
WolvWW	WWW	.32	1.0	24	39.77	27.93	489	32.16	+.8
WooriBank	WF	...	...	...	49.04	38.29	6	40.34	-4.2
Workiva	WK	...	...	34	40.84	20.50	191	38.54	+7.4
WorldFuel	INT	.24	1.0	11	33.17	19.79	490	24.50	+14.4
WldW Ent	WWE	.48	.6	...cc	97.69	30.70	607	78.83	+5.5
Worldpay	WP	...	...	...cc	103.50	70.41	2915	78.93	+3.3
Worthgtn	WOR	.92	2.5	11	49.93	31.42	233	36.55	+4.9
WyndhamD	WYND	2.64f	7.0	7	57.74	33.55	790	37.98	+6.0
WyndHtR n	WH	1.00	...	...	66.95	43.03	488	48.41	+6.7

X-Y-Z

Name	Ticker Symbol	Div	Yield	PE	52-week High	52-week Low	Vol 1000s	Last	YTD %Chg
X Finl n	**XYF**	**...**	**...**	**...**	**12.50**	**4.15**	**80**	**6.25**	+46.4
XAI Oct n	XFLT	...	...	...	10.77	6.96	11	8.04	+10.0
XPO Logis	XPO	...	...	25	116.27	41.05	1737	62.79	+10.1
XeniaHtls n	XHR	1.10	6.1	11	25.90	16.47	654	18.09	+5.2
Xerox rs	XRX	1.00	4.5	...cc	37.42	18.58	3323	22.15	+12.1
XinyuanRE	XIN	.40	8.8	7	8.29	3.60	102	4.55	+19.7
XtantMd rs	XTNT	...	...	...dd	7.08	1.61	3	2.23	+38.5
Xylem	XYL	.84	1.2	29	82.44	60.65	704	68.91	+3.3
YETI Hl n	YETI	...	...	68	21.45	12.40	853	16.35	+10.2
YPF Soc	YPF	.11e	.8	...	26.70	11.99	4449	14.46	+8.0
Yamana g	AUY	.02	.8	...dd	3.80	2.00	11542	2.43	+3.0
Yelp	YELP	...	...	19	52.50	29.33	2980	34.31	-1.9
Yext n	YEXT	...	...	...	27.19	10.58	837	16.06	+8.1
YingliGr rs	YGE	...	...	...dd	2.30	1.38		1.43	
Yirendai n	YRD	...	...	3	44.67	9.61	167	11.44	+6.4
YumBrnds	YUM	1.44	1.6	33	94.13	75.88	2709	91.79	-.1
YumBr wi	YUM/WI	...	...	...				61.79	
Yum China	YUMC	.48f	...	...	48.75	30.10	1398	34.46	+2.8
YumaEn rs	**YUMA**	**...**	**...**	**...**	**1.83**	**.09**	**4428**	**.17**	+14.0
YumaE pfA	YUMApA	2.31	46.4	...				4.98	
ZTO Exp n	ZTO	...	...	...	22.67	14.51	2296	17.28	+9.2
ZayoGrp	ZAYO	...	...	62	39.66	20.27	6785	25.30	+10.8
Zedge n	ZDGE	...	...	...	4.34	1.64	0	2.65	+8.3
Zendesk	ZEN	...	...	...dd	72.76	34.46	665	62.96	+7.9
ZimmerBio	ZBH	.96	.9	20	134.55	96.99	1484	103.72	
Zions pfA	ZBpA	1.02	4.4	...	25.19	19.46	6	23.18	+6.3
Zions pfG	ZBpG	1.60	6.1	...	27.37	24.20	8	26.24	+4.1
ZionBc 28	ZBK	1.74	6.0	...	30.86	27.38	0	28.83	+4.3
ZionBc pfH	ZBpH	1.44	5.8	...	25.74	22.81	10	24.97	+2.6
Zoetis	ZTS	.66f	.8	39	96.57	70.20	1831	85.90	+.4
Zomedica n	ZOM	...	...	...	2.98	1.04	34	1.23	
Zuora n	ZUO	...	...	...	37.78	15.56	1871	19.93	+9.9
ZweigFd	ZF	2.44e	27.6	...q	12.70	8.11	163	8.85	+2.2
Zymewks n	ZYME	...	...	...	29.00	8.29	105	15.80	+7.6
▲BiP Tin	JJT	...	...	...q	50.46	45.86	0	50.48	+4.8
BiP Softs	JJS	...	...	...q	44.44	28.21		42.57	+4.6
BiP PrM	JJP	...	...	...q	60.20	44.51		47.19	+1.7
BiP Plat	PGM	...	...	...q	40.64	18.30		40.71	+3.6
BiPNickel	JJN	...	...	...q	45.02	14.95	0	44.99	+5.3
BiPIndMet	JJM	...	...	...q	44.01	28.17	0	41.57	+1.0
BiPGrains	JJG	...	...	...	48.80	46.81	0	47.47	+1.2
BiPEngy	JJE	...	...	...q	51.89	5.76		42.49	-.8
BiPCopp	JJC	...	...	...	43.83	39.50	1	40.69	+.1
BiPCoffee	JO	...	...	...	42.10	36.50	16	38.29	+2.2
BiP Alum	JJU	...	...	...q	45.67	16.89		43.30	+.9
BiPAg	JJA	...	...	...q	46.67	29.85	0	45.70	+1.9
iPt MdFut n	VXZB	...	...	...	23.08	16.72	0	21.23	-4.8
iPt ShFut n	VXXB	...	...	...	58.10	25.94	1801	40.59	-13.6
iShSCOp n	ESML	...	...	...	28.87	21.37	10	24.31	+7.3
iShBrHiY n	USHY	...	...	...	50.33	45.00	27	47.38	+3.3
iSh US Dv n	DIVR	...	...	...	28.11	22.30	25	24.57	+3.8
iSh iB D27 n	IBDS	...	...	...	24.99	22.96	23	23.41	+.1

Nasdaq

- A -

Name	Ticker Symbol	Div	Yield	PE	52-week High	52-week Low	Vol 1000s	Last	YTD %Chg
:A-MarkPM	AMRK	.32	2.7	38	15.30	10.39	1	12.00	+1.8
AAON	AAON	.32	.9	46	44.90	29.05	63	36.21	+3.3
AC Immun n	ACIU	...	...	...	17.40	7.16	62	10.80	+14.3
ACI Wwde	ACIW	...	...	...cc	30.25	20.23	466	28.10	+1.6
ACM Rsc n	ACMR	...	...	50	15.60	4.74	7	10.50	-3.5
ACNB Cp	ACNB	.92	2.5	21	41.45	27.30	6	37.52	-4.4
AGNC Inv	AGNC	2.16	12.2	5	19.95	16.96	6455	17.76	+1.3
AGNC pfB	AGNCB	1.94	7.7	...	26.47	25.00	106	25.05	-1.0
AGNC pfC	AGNCN	1.75	6.9	...	26.67	24.95	19	25.45	+.7
ALJ Reg n	ALJJ	...	...	...	3.74	1.05	19	1.37	+4.6
AMAG Ph	AMAG	...	...	...dd	26.10	11.95	628	15.83	+4.2
AMC Net	AMCX	...	...	10	69.02	48.00	922	62.41	+13.7
AMCI Ac n	AMCI	...	...	...					
▼AMCI Ac un	AMCIU	...	...	...	10.02	9.94	2	9.91	-.4
ANGI Hme	ANGI	...	...	...	23.95	12.40	940	15.28	-4.9
ANI Ph h	ANIP	...	...	29	73.49	36.92	42	52.52	+16.7
ARC Grp	ARCW	...	...	...dd	2.60	.80	2	.95	-5.2
ARCAbio rs	ABIO	...	...	...dd	1.95	.26	76	.39	+16.8
AryaSci n	ARYA	...	...	...	9.80	9.50		9.80	
AryaSci un	ARYAU	...	...	...	10.44	10.10		10.33	-.1
ASLAN n	ASLN	...	...	...dd	10.44	2.51	67	4.20	+16.7
ASML Hld	ASML	1.71e	1.1	31	221.66	144.50	1028	162.61	+4.5
ASV Hld n	**ASV**	**...**	**...**	**...**	**10.80**	**1.99**	**5**	**3.02**	+51.0
ATA Inc	ATAI	...	...	...	3.37	.40	51	1.06	+15.2
ATN Intl	ATNI	.68	.9	58	88.78	49.34	77	75.81	+6.0
AXT Inc	AXTI	...	...	13	9.45	3.93	175	4.60	+5.7
AbeonaTh	ABEO	...	...	60	22.00	6.26	264	7.23	+1.3
Abeona wt	ABEOW	...	...	...	11.45	9.55		9.55	
Ability rs	ABIL	...	...	...	14.55	1.54	161	1.89	-.5
Abiomed	ABMD	...	...	...cc	459.75	204.67	531	335.13	+3.1
Abraxas	AXAS	...	...	46	3.27	.90	752	1.39	+27.5
AcaciaC n	ACIA	...	...	...dd	47.26	24.72	283	42.47	+11.8
AcaciaTc	ACTG	.50	16.3	...dd	4.40	2.75	138	3.06	+2.7
AcadiaHlt	ACHC	...	...	12	45.35	24.27	867	28.67	+11.5
AcadiaPh	ACAD	...	...	...dd	32.99	12.77	2524	20.71	+28.1
Acasti g rs	ACST	...	...	...dd	1.80	.43	839	1.10	+32.2
AccelrDiag	AXDX	...	...	...dd	30.35	10.23	406	15.67	+36.3
Acceleron	XLRN	...	...	...dd	59.59	32.53	552	48.05	+10.3
AccessNt	ANCX	.68f	2.9	19	30.40	20.34	67	23.64	+10.8
Accuray	ARAY	...	...	...dd	6.15	3.17	407	3.85	+12.9
AcelRx	ACRX	...	...	...dd	5.05	1.65	1281	2.71	+17.3
AcerTh rs	**ACER**	**...**	**...**	**...**	**34.10**	**15.01**	**62**	**25.15**	+25.0
AcetoCorp	ACET	.04	3.3	...dd	11.98	.79	153	1.22	+45.2
Achaogen	AKAO	...	...	...dd	15.00	1.14	1148	1.43	+16.3
AchvLfS rs	ACHV	...	...	...dd	32.00	1.05	61	1.26	+4.1
Achillion	ACHN	...	...	...dd	4.34	1.29	1271	2.06	+29.6
AclarisTh n	ACRS	...	...	...dd	26.25	6.15	533	7.19	-2.7
AcordaTh	ACOR	...	...	32	36.35	12.86	1124	17.47	+12.1
ActivsBliz	ATVI	.34f	.7	28	84.68	43.71	6316	51.35	+10.3
AdamasPh	ADMS	...	...	...dd	44.00	7.42	568	9.32	+9.1
AdamisPh	ADMP	...	...	...dd	5.10	2.01	170	2.52	+12.0
Adaptim n	ADAP	...	...	...	14.63	3.60	187	5.84	+1.6
AddusHmC	**ADUS**	**...**	**...**	**47**	**77.82**	**33.25**	**133**	**62.24**	-8.3
ADDvtgTch	AEY	...	...	...dd	1.83	1.21	46	1.42	-1.4
AdestoTc n	IOTS	...	...	...dd	10.80	3.51	122	5.30	+20.5
AdialPh n	**ADIL**	**...**	**...**	**...dd**	**7.45**	**1.11**	**843**	**6.78**	+32.4
AdmaBio	ADMA	...	...	...dd	6.96	2.08	206	3.39	+41.8
AdobeInc	ADBE	...	...	49	277.61	179.34	2704	237.77	+5.1
Adomani n	ADOM	...	...	...	3.54	.16	445	.32	+16.9
Adtran	ADTN	.36	3.1	...dd	20.45	10.21	216	11.76	+9.5
AduroBio n	ADRO	...	...	...dd	9.93	2.34	558	2.86	+8.3
AdvEmis n	ADES	1.00	9.2	2	12.37	7.00	50	10.84	+2.7
AdvEnId	AEIS	...	...	19	77.99	38.74	208	45.63	+6.3
AMD	AMD	...	...	...cc	34.14	9.04	115282	19.74	+6.9
Advaxis	ADXS	...	...	...dd	3.30	.18	691	.35	+84.7
AdverumBi	ADVM	...	...	...dd	8.59	2.62	104	3.52	+11.7
AdS Shrt n	DWSH	.04p	...	...	34.07	24.25	10	27.08	-11.4
AdS Micr n	DWMC	...	...	...	26.52	18.04	5	20.32	+9.7
AdvS Vice n	ACT	.37e	1.7	...	27.73	20.88	4	22.34	+4.4
Aegion	AEGN	...	...	14	26.80	15.12	110	18.26	+11.9
AegleaBio n	AGLE	...	...	...dd	12.00	4.95	58	8.56	+14.3
AehrTest h	**AEHR**	**...**	**...**	**...**	**3.32**	**1.30**	**469**	**1.87**	+32.6
Aemetis	**AMTX**	**...**	**...**	**...dd**	**3.12**	**.42**	**65**	**.76**	+25.2
AeriePhm	AERI	...	...	...dd	74.75	32.18	313	41.58	+15.2
AeroViron	AVAV	...	...	35	121.32	41.60	206	73.60	+8.3
AEtern g rs	AEZS	...	...	...dd	3.92	1.12	112	3.47	+18.0
Aethlon rs	**AEMD**	**...**	**...**	**...dd**	**2.04**	**.82**	**59**	**1.41**	-15.1
AeviGeno	**GNMX**	**...**	**...**	**...dd**	**2.65**	**.17**	**4091**	**.23**	-67.7
AffimedNV	AFMD	...	...	...dd	7.35	1.25	884	3.51	+12.9
Agenus	AGEN	...	...	...dd	6.19	1.54	1892	3.32	+39.5
AgileThr h	AGRX	...	...	...dd	3.92	.23	242	.79	+36.8
Agilysys	AGYS	...	...	...dd	17.52	10.77	29	14.48	+1.0
AgiosPhm	AGIO	...	...	...dd	99.82	41.63	561	55.49	+20.3
AgroFresh	AGFS	...	...	12	8.75	3.51	62	3.96	+4.5
AgroFr wt	AGFSW	...	...	...	.55	.38		.50	
AileronT n	ALRN	...	...	...	10.84	.52	26	1.14	+35.7
Aimmune n	AIMT	...	...	...dd	42.00	21.38	434	26.37	+10.2
AirT Inc	AIRT	...	...	...dd	44.29	22.43	3	28.40	+15.9
AirTrnsp	ATSG	...	...	21	27.67	17.06	516	23.59	+3.4
AirMedia	AMCN	...	...	...dd	1.50	.18	247	.35	+39.4
Airgain n	AIRG	...	...	43	14.17	7.40	25	10.73	+8.3
AkamaiT	AKAM	...	...	45	83.08	57.18	1200	63.13	+3.4
AkariTh rs	AKTX	...	...	...	4.28	1.56	3	1.86	+18.5
AkceaTh n	AKCA	...	...	...	40.75	15.23	261	33.03	+9.6
AkebiaTher	AKBA	...	...	...dd	15.83	5.20	934	6.29	+13.7
Akorn Inc	AKRX	...	...	...dd	33.63	3.14	2812	3.57	+5.3
Akoustis n	AKTS	...	...	...	9.50	3.40	87	6.17	+24.1
Alarm.cm n	ALRM	...	...	...cc	60.20	33.39	482	54.37	+4.8
AlaskCom	ALSK	...	...	11	2.65	1.37	77	1.72	+19.4
▲AlbertAc n	ALAC	...	...	...	9.82	9.65	55	9.85	+.5
AlbertAc un	ALACU	...	...	...	10.50	9.59	7	10.12	+.3
AlbertAc rt	ALACR	...	...	...	.34	.22		.25	-3.8
Albireo	ALBO	...	...	...	39.87	19.10	48	23.83	-2.9
Alcentra h	ABDC	.72	10.6	...dd	9.00	5.58	47	6.81	+5.3
AlderBioPh	ALDR	...	...	...dd	20.87	9.44	608	10.77	+5.1
AldeyraTh	ALDX	...	...	...	16.70	6.25	224	9.51	+14.6
Alexion lf	ALXN	...	...	39	140.77	92.56	1463	110.93	+13.9
Alico	ALCO	.24	.8	17	34.65	25.55	2	30.01	+1.7
AlignTech	ALGN	...	...	54	398.88	177.93	1247	202.64	-3.2
AlimerSc h	ALIM	...	...	...dd	1.36	.72	85	.88	+22.6
AlkalWatr n	WTER	...	...	...	5.56	2.45	158	2.65	-14.2
Alkermes	ALKS	...	...	...dd	71.22	27.54	796	32.48	+10.1
Allakos n	ALLK	...	...	...dd	65.48	26.00	265	46.92	-10.2
AllgnceBc n	ABTX	...	...	19	46.85	28.58	67	35.24	+8.9
AllegiantT	ALGT	2.80	2.3	10	181.45	98.18	220	120.26	+20.0
AllegMrg n	ALGR	...	...	...dd	9.85	9.02		9.82	+.7
AllegMr wt	ALGRW	...	...	...					
AllegrM rt	ALGRR	...	...	...	.46	.16		.30	+3.4
AllegMrg un	ALGRU	...	...	...	10.40	10.04		10.32	
AllenaPh n	**ALNA**	**...**	**...**	**...**	**17.56**	**4.80**	**38**	**7.95**	+45.9
All MMA n	AMMA	...	...	...dd	1.49	.13	169	.20	+22.2
AllnceRes	ARLP	2.10f	11.4	5	21.90	15.55	612	18.44	+6.3
AlliantEg s	LNT	1.34	3.2	21	46.50	36.84	1625	42.51	+.6
AldHlPrd rs	AHPI	...	...	...dd	5.25	1.62	0	1.86	+1.8
AlliedMot	AMOT	.12	.3	37	55.47	28.08	32	45.09	+.9
Alliqua rs	ALQA	...	...	...dd	5.24	1.55	79	2.22	+18.7
Allogene n	ALLO	...	...	...dd	35.55	21.67	425	28.10	+4.3
AllotComm	ALLT	...	...	...dd	7.32	4.74	572	6.25	+3.0
AllscriptH	MDRX	...	...	...dd	16.13	8.54	1788	11.37	+17.9
AlnylamP	**ALNY**	**...**	**...**	**...dd**	**153.99**	**60.27**	**641**	**89.16**	+22.3
AlphaOmg	AOSL	...	...	10	17.82	9.01	54	10.62	+4.2
Alphabet C	GOOG	...	...	27	1273.89	970.11	1445	1070.33	+3.4
Alphabet A	GOOGL	...	...	33	1291.44	977.66	1328	1078.83	+3.2
▼Alphatc rs	ATEC	...	...	...cc	4.21	2.01	198	1.98	-13.5
AlpImmu n	ALPN	...	...	...dd	11.68	3.66	4	4.98	+35.3
AltaMesa n	AMR	...	...	...	10.79	.75	1708	1.20	+20.0
AltaMsa wt	AMRW	...	...	...	2.50	1.80		2.02	
Altaba	AABA	...	...	...cc	82.45	54.75	6197	63.11	+8.9
Altair A n	ALTR	...	...	...dd	43.99	23.89	130	28.95	+5.0
Altisrce n	ASPS	...	...	1	37.86	19.36	43	23.56	+4.8
AltraIndlM	AIMC	.68	2.4	17	53.70	23.52	600	28.63	+13.8
AltusMid	ALTM	...	...	...	10.48	7.15	229	8.86	+14.6
Alzheon n	ALZH	...	...	...					
AmalBk n	AMAL	...	...	50	22.97	16.00	64	19.20	-1.5
Amarin	**AMRN**	**...**	**...**	**...**	**23.34**	**2.35**	**32875**	**18.35**	+34.8
Amazon	AMZN	...	...	...cc	2050.50	1232.03	6487	1656.22	+10.3
AmbacF wt	AMBCW	...	...	...	5.85	5.63		5.76	
AmbacFin	AMBC	...	...	4	23.34	13.96	355	18.56	+7.7
Ambarella	AMBA	...	...	...dd	64.11	30.00	350	37.67	+7.7
Amdocs	DOX	1.00	1.7	16	71.72	55.89	573	59.76	+2.0
Amedisys	AMED	...	...	51	140.91	49.80	287	118.20	+.9
AMERCO	UHAL	2.00e	...	18	386.64	316.00	39	341.70	+4.1
AmeriHld n	**AMRH**	**...**	**...**	**...**	**13.50**	**.15**	**8046**	**.30**	+70.1
AmerHl wt	AMRHW	...	...	...	7.58	.43		.84	
AFMulti	ATAX	.50	8.6	12	6.50	5.17	35	5.82	+3.6
AmCarM	CRMT	...	...	12	89.85	42.20	78	70.55	-2.6
AmAirlines	AAL	.40	1.2	5	59.08	28.81	19689	32.04	-.2
AmElTech	**AETI**	**...**	**...**	**...dd**	**2.53**	**.40**	**163**	**.91**	+4.3
AmFinTr n	AFIN	1.10	8.3	...dd	18.50	12.00	559	13.19	-1.0
AmerNtl	AMNB	1.00	3.1	13	42.85	28.39	18	32.18	+9.8
AmNatIns	ANAT	3.28	2.5	18	133.49	112.89	44	129.30	+1.6
AmOutBr	AOBC	...	...	31	15.95	8.32	284	13.39	+4.1
AmPubEd	APEI	...	...	21	46.15	23.15	54	29.50	+3.7
AmrRvr	AMRB	.20	1.5	25	17.50	10.50	4	13.50	-3.2
ASoft lf	AMSWA	.44	4.2	31	18.94	8.99	98	10.59	+1.3
AmSupr rs	AMSC	...	...	...dd	12.50	4.25	155	11.90	+6.7
AWoodmk	AMWD	...	...	19	148.44	53.35	239	66.80	+20.0
AmerisBc	ABCB	.40	1.2	12	59.05	29.97	243	34.38	+8.6
Amerisafe	AMSF	.88a	1.6	20	67.96	50.46	106	54.65	-3.6
AmrSvFin	ASRV	.08	2.0	...	4.55	3.93	7	4.07	+1.0
AmSvFn pf	ASRVP	2.11	7.2	...	33.90	26.50	1	29.40	-3.5
AmesNatl	ATLO	.92	3.5	16	32.15	24.51	3	25.97	+2.2
Amgen	AMGN	5.80f	2.9	17	210.19	163.31	3037	202.68	+4.1

Continued on **next page**

Continued from **previous page**

Nasdaq

Name	Ticker Symbol	Div	Yield	PE	52-week High	52-week Low	Vol 1000s	Last	YTD %Chg
AmicusTh	FOLD	...	...	...	17.62	8.27	2010	11.83	+23.5
AmkorTch	AMKR	...	...	6	11.68	5.72	1023	7.37	+12.3
Amphastar	AMPH	...	...	...	22.74	14.40	192	21.94	+10.3
AmpOnRt ef	IBUY	...	...	...	54.55	37.07	47	43.48	+8.5
AmtechSys	ASYS	...	...	...	11.53	4.03	24	4.82	+6.4
Amyris rs	AMRS	...	...	...dd	9.29	2.92	613	3.94	+18.0
AnalogDev	ADI	1.92	2.2	22	103.59	76.62	2041	88.61	+3.2
Anaptys n	ANAB	...	...	...	134.00	54.26	310	73.59	+15.4
Anavex rs	AVXL	...	...	...dd	4.35	1.25	72	2.03	+30.1
Andersons	ANDE	.68f	2.0	31	41.70	27.62	126	34.45	+15.3
AngioDyn	ANGO	...	...	25	24.49	15.26	149	20.81	+3.4
AnikaTh	ANIK	...	...	16	69.81	28.54	132	33.31	-.9
AnixaB hrs	ANIX	...	...	...	6.43	2.62		4.64	
Ansys	ANSS	...	...	41	190.45	136.80	439	152.60	+6.8
AntaresP	ATRS	...	...	...dd	3.93	1.85	619	3.13	+15.1
Apellis n	APLS	...	...	...	32.00	11.45	225	13.99	+6.1
ApogeeE	APOG	.63	2.0	11	50.87	26.38	121	31.92	+6.9
ApollEnd rs	APEN	...	...	...	9.65	3.02	3	3.63	+5.2
ApollInv rs	AINV	...	...	...	18.00	12.05	338	14.24	+14.8
ApolMed n	AMEH	...	...	77	30.00	13.01	23	18.38	-7.4
AppFolio n	APPF	...	...	...cc	91.49	37.56	89	60.59	+2.3
Appian A n	APPN	...	...	...	43.61	22.61	447	30.35	+13.6
Apple Inc	AAPL	2.92	1.9	16	233.47	142.00	35660	153.80	-2.5
ApplRecy h	ARCI	...	...	...dd	1.68	.36	32	.48	+8.3
AplDNA wt	APDNW	...	...	...	.37	.28		.37	
ApldDNA	APDN	...	...	...dd	1.84	.30	194	.46	+14.3
AppGenTc	AGTC	...	...	...dd	7.50	2.26	131	3.15	+26.5
ApldMatl	AMAT	.80	2.3	10	62.40	28.79	7570	34.76	+6.2
ApldOptoel	AAOI	...	...	15	50.30	13.42	385	16.27	+5.4
Approach	AREX	...	...	4	4.21	.83	224	1.20	+37.6
Apptio n	APTI	...	...	...	41.36	22.21		37.97	
ApricusB rs	**APRI**	...	...	...dd	3.34	.18	211	.23	+21.4
AptevoTh n	APVO	...	...	...	6.35	1.11	50	1.60	+26.0
Aptinyx n	APTX	...	...	...dd	32.25	15.01	206	18.60	+12.5
AptormG n	APM	...	...	...	15.85	13.25	1	15.00	-1.2
AptoseB g	APTO	...	...	...dd	4.55	1.78	97	2.18	+14.1
ApyxMed	APYX	...	...	...dd	8.53	2.28	351	8.16	+25.9
AquaMetal h	**AQMS**	...	...	...dd	4.22	1.42	354	2.07	+13.7
AquaB Tc n	AQB	...	...	...dd	8.06	1.51	14	2.29	+11.7
AquestTh n	**AQST**	...	...	...	20.70	5.80	53	7.54	+19.7
AquinoxPh	AQXP	...	...	...dd	16.90	1.96	13	2.43	+12.5
ArQule	ARQL	...	...	...dd	7.21	1.46	1147	3.38	+22.0
Aradigm h	**ARDM**	...	...	...dd	6.24	.29	39	.41	+28.1
AratanaTh	PETX	...	...	...dd	7.16	3.67	350	5.95	-2.9
Aravive rs	ARAV	...	...	...	15.30	3.07	16	3.87	+9.9
ArbutusB g	ABUS	...	...	...dd	12.60	3.20	285	3.75	-2.1
ArcBest	ARCB	.32	.8	10	51.45	30.90	216	39.18	+14.4
ArcadB rsn	**RKDA**	...	...	...	66.56	2.65	35	3.70	+16.7
ArchCap s	ACGL	...	...	14	31.59	24.79	619	27.12	+1.5
ArchCap pfF	ACGLO	1.36	6.1	...	25.83	19.85	27	22.15	+9.0
ArchC pfE	ACGLP	1.31	6.1	...	25.08	19.27	27	21.58	+8.6
ArchrkPtrs	APLP	1.14	7.5	...cc	15.71	11.56		15.30	
Arcimoto n	FUV	...	...	...	5.32	1.55	36	3.22	+20.1
ArcoPlat n	ARCE	...	...	...dd	25.59	17.68	136	21.86	-1.2
ArcturusT rs	ARCT	...	...	...	10.45	4.11	11	5.31	+17.2
Ardelyx	ARDX	...	...	...	8.10	1.60	320	2.41	+34.6
ArenaPh rs	ARNA	...	...	...dd	50.05	30.00	476	43.97	+12.9
AresCap	ARCC	1.56	9.6	8	17.63	14.50	1599	16.29	+4.6
Argenx n	ARGX	...	...	...cc	114.84	57.20	226	109.63	+14.1
AridisPh n	ARDS	...	...	...	13.85	7.59	3	9.88	-10.9
ArkRst	ARKR	1.00	5.3	15	27.15	17.75	0	19.00	+3.5
Arotech	**ARTX**	...	...	14	4.15	2.37	176	3.06	+16.8
ArrayBio	ARRY	...	...	...dd	20.21	12.09	2558	17.75	+24.6
ArrisIntl	ARRS	...	...	35	31.06	21.55	3250	30.63	+.2
ArrowFn	AROW	1.04b	3.2	13	38.98	29.91	26	32.80	+2.4
ArrCountR n	DWCR	...	...	...	33.04	24.67	4	26.08	+5.3
ArwDWATc	DWAT	.09e	.9	...q	12.84	9.74	1	10.06	+1.7
ArrowPhm	ARWR	...	...	...dd	22.39	4.31	1109	15.00	+20.8
Arsanis n	**ASNS**	...	...	4	28.69	1.15	771	3.70	+59.5
ArtesRes	ARTNA	.97f	2.8	23	41.92	32.00	7	34.08	-2.3
ArtsWay	ARTW	.05	2.5	...dd	5.45	1.89	10	2.00	
Arvinas n	ARVN	...	...	...dd	21.25	10.19	35	16.27	+26.6
AscenaRtl	ASNA	...	...	...dd	5.29	1.79	2492	3.09	+23.1
Ascendis n	ASND	...	...	...	76.99	39.23	200	70.68	+12.8
AscentCap	ASCMA	...	...	...	12.15	.25	40	.44	+12.1
AsiaPWire	APWC	.08e	4.3	...	2.94	1.77		1.84	-5.2
AspenGp n	ASPU	...	...	...	9.61	4.75	163	5.02	-8.4
AspenTech	AZPN	...	...	24	118.86	68.12	285	88.52	+7.7
AssembBio	**ASMB**	...	...	...dd	67.36	18.58	878	19.96	-11.8
AssertThr	ASRT	...	...	...dd	9.48	3.37	660	4.13	+14.4
AstaFd lf	ASFI	5.30e	...	...	5.30	2.80	16	4.26	+.1
Astec	ASTE	.44	1.2	11	64.80	27.86	184	36.65	+21.4
AstroNova	ALOT	.28	1.4	39	23.95	12.55	11	19.35	+3.2
Astronics	ATRO	...	...	30	49.45	27.56	88	30.84	+1.3
Astrotch rs	**ASTC**	...	...	...dd	8.15	1.64	40	4.73	-.8
AsureSftw h	**ASUR**	...	...	...dd	19.78	4.26	142	5.83	+14.8
AtaraBioth	ATRA	...	...	...dd	54.45	17.75	451	34.57	-.5
athenahlth	ATHN	...	...	71	163.94	116.77	383	133.05	+.8
Athenex n	ATNX	...	...	...	20.90	9.83	270	11.91	-6.1
Athersys	ATHX	...	...	...dd	3.09	1.29	637	1.50	+4.2
AtlanAmer	**AAME**	.02	.8	...dd	3.90	2.20	1	2.45	+1.7
AtlCapBc n	ACBI	...	...	21	21.60	14.44	223	17.86	+9.1
AtlanticaYd	AY	1.33e	6.8	29	21.79	18.00	433	19.66	+.3
Atlanticus	ATLC	...	...	...	4.91	1.52	0	3.20	-12.1
AtlasAir	AAWW	...	...	5	75.29	35.59	191	47.71	+13.1
AtlasFin	AFH	...	...	...dd	21.50	7.84	5	9.44	+16.7
AtlasFin pf	AFHBL	1.66	6.5	...	27.44	23.82	1	25.38	-1.8
Atlassian n	TEAM	...	...	...dd	98.21	47.74	1175	95.50	+7.3
Atomera n	ATOM	...	...	...dd	8.00	2.33	49	3.01	+4.9
AtossGen rs	**ATOS**	...	...	...dd	10.68	.80	1130	1.43	+40.2
AtriCure	ATRC	...	...	...dd	36.49	14.88	241	30.21	-1.3
Atrion	ATRI	5.40	.7	55	796.64	516.85	6	743.79	+.4
AttisInd hn	**ATIS**	...	...	...	1.45	.14	138	.20	+10.7
AttisI wt h	ATISW	...	...	...	.16	.13		.14	
Attunity	ATTU	...	...	...cc	23.85	6.51	82	20.37	+3.5
aTyrPhm h	LIFE	...	...	...	4.22	.38	88	.54	+8.5
AubNB	AUBN	.96	2.8	15	53.96	27.94	1	34.63	+9.4
Audentes n	BOLD	...	...	...dd	46.18	17.95	551	24.69	+15.8
AudioEye n	AEYE	...	...	...	10.24	5.30	184	7.54	-11.8
AudCodes	AUDC	.20p	...	25	12.96	6.62	184	11.97	+21.2
▲AuriniaPh	AUPH	...	...	...dd	7.29	4.76	2402	7.11	+4.3
AuroraMob n	JG	...	...	...	11.72	5.00	30	6.70	-4.6
AutoWeb	AUTO	...	...	9	9.58	1.90	25	3.17	+3.9
Autodesk	ADSK	...	...	...dd	159.94	101.55	1517	136.71	+6.3
Autolus n	AUTL	...	...	...	53.24	19.17	34	34.03	+3.6
AutoData	ADP	3.16f	2.4	35	153.51	107.61	2051	132.46	+1.0
AvadelPh	AVDL	...	...	...dd	11.93	1.69	54	2.93	+13.6
▲AvalGlb n	**AVCO**	...	...	...	3.25	2.02	0	3.25	+18.2
AveThera n	ATXI	...	...	...	6.00	2.08	34	5.36	-.7
AVEO Ph h	AVEO	...	...	...dd	3.59	1.40	1200	2.06	+28.8
AviatNet rs	AVNW	...	...	...dd	19.07	12.29	8	13.77	+3.9
AvidBios rs	CDMO	...	...	...dd	8.44	2.24	169	4.68	+14.1
AvidB pfE	CDMOP	2.63	12.2	...				21.61	
AvidTech	AVID	...	...	...dd	6.99	4.26	80	4.79	+.8
Avingr nrs	AVGR	...	...	...dd	9.76	.18	1238	.30	+.7
AvisBudg	CAR	...	...	9	50.88	21.63	1134	25.57	+13.7
Avnet	AVT	.80	2.0	11	49.41	33.55	1249	40.67	+12.7
AvroBio n	AVRO	...	...	...dd	53.70	12.96	155	14.00	-15.9
Aware	AWRE	...	...	32	4.65	3.00	2	3.57	-1.1
Axcelis rs	ACLS	...	...	5	31.60	15.46	190	18.08	+1.6
AxoGen	AXGN	...	...	...dd	56.85	14.13	982	16.00	-21.7
AxonEntpr	AAXN	...	...	94	76.45	24.50	529	49.69	+13.6
Axonics n	AXNX	...	...	...dd	17.00	11.95	214	14.69	-2.8
Axovant n	AXON	...	...	...dd	6.59	.93	1888	1.15	+15.5
AxsomeT n	AXSM	...	...	...dd	9.16	1.94	5487	7.41	+162.8
AytuBioS rs	**AYTU**	...	...	...	85.20	.68	280	.99	+25.0
AzurRx n	AZRX	...	...	...dd	4.08	1.00	89	2.24	+85.1

- B -

Name	Ticker Symbol	Div	Yield	PE	52-week High	52-week Low	Vol 1000s	Last	YTD %Chg
:B Comm	BCOM	...	...	...	20.49	4.64		6.58	+10.9
BRileyFn	RILY	.49e	3.2	16	23.70	13.78	47	15.25	+7.4
BRileyF 7.5	RILYL	1.88	7.3	...	26.05	22.90	8	25.62	+2.0
BRiley27 n	RILYZ	1.88	7.6	...	25.99	21.57	5	24.68	+3.8
BRileyF27 n	RILYG	1.81	7.5	...	25.48	21.20	1	24.08	+5.3
BRiley23	RILYH	1.84	7.1	...	26.50	23.55	9	25.91	+5.3
BRileyFn pf	RILYI	1.72	6.9	...	25.38	22.84	7	25.02	+6.9
BCB Bc	BCBP	.56	5.1	11	16.10	10.12	18	11.01	+5.2
BFC Cp pf	BANFP	1.80	6.8	...	33.54	26.00	6	26.40	-2.6
BGC Ptrs	BGCP	.72	11.7	...cc	9.71	4.93	2574	6.17	+19.3
BIO-key n	BKYI	...	...	...	3.64	.75	2	.87	+16.0
BJsRest	BJRI	.48f	.9	22	76.50	35.51	382	55.63	+10.0
BMC Stock	BMCH	...	...	14	24.75	14.66	284	16.91	+9.2
BOK	BOKF	2.00	2.6	12	107.00	69.96	309	78.05	+6.4
BOK 56 n	BOKFL	1.34	5.6	...	25.88	22.02	13	23.77	+4.1
BOS Ltd	BOSC	...	...	...dd	2.78	1.86	4	2.25	+3.7
BSB Bcp	BLMT	...	...	17	36.50	26.64	14	29.59	+5.5
Baidu	BIDU	...	...	2	284.22	153.78	2135	168.35	+6.1
Balchem	BCPC	.47f	.6	33	117.79	70.23	117	80.98	+3.4
BallardPw	BLDP	...	...	...dd	4.62	2.25	478	3.17	+32.6
BncFstOK s	BANF	1.20	2.3	15	65.70	48.07	29	52.11	+4.4
Bancorp34 n	BCTF	1.25e	...	...cc	17.25	12.86	14	14.85	+.4
BncpBnk lf	TBBK	...	...	...dd	12.00	7.64	104	8.53	+7.2
Bandwith n	BAND	...	...	31	57.50	19.45	85	41.66	+2.2
BkFstNat n	BFC	.80f	1.7	...	52.25	45.91	0	48.00	+3.0
BankOZK	OZK	.88f	3.4	8	53.70	21.02	1981	26.18	+14.7
BkCmcCA	BOCH	.16	1.4	12	13.21	8.40	10	11.11	+1.4
BankMarn s	BMRC	...	...	20	45.43	31.75	26	42.08	+2.0
BkMont36 n	BMLP	3.05e	6.7	...	53.32	41.31	0	45.32	+8.7
BkPrince n	BPRN	.03p	...	...	35.45	26.77	3	29.66	+6.3
BankSC	BKSC	.60a	3.2	10	22.50	16.75	0	18.59	+2.1
BkofJames	BOTJ	.24	1.8	13	18.00	12.60	7	13.30	+2.3
Bank7 n	BSVN	...	...	23	20.74	10.85	15	14.47	+8.4
BankFncl	BFIN	.40	2.6	23	18.62	13.88	37	15.12	+1.1
BankwellF	BWFG	.48	1.7	14	35.75	26.39	14	28.90	+.7
Banner Cp	BANR	1.52f	2.9	14	67.11	48.50	344	52.88	-1.1
Baozun n	BZUN	...	...	99	67.41	27.81	2111	31.81	+8.9
BiPTrLBear	DLBS	...	...	...q	24.00	14.82	3	18.55	+3.6
BiP10yTBear	DTYS	...	...	...q	26.36	17.65	9	19.90	+3.1
BiP2yrTBull	DTUL	...	...	...q	59.73	54.73		55.04	
BiPTrSteep	STPP	...	...	...q	35.49	28.91	1	29.45	-.5
BiPUrFlat	FLAT	...	...	...q	68.94	60.69		66.29	
BiP10yTBull	DTYL	...	...	...q	76.20	72.11		76.00	
BiP2yrTBear	DTUS	...	...	...q	49.81	34.94		37.22	-.1
BarlvrsUST	TAPR	...	...	...q	32.73	21.73	1	24.20	+3.0
BarrettB lf	BBSI	1.00	1.7	17	98.76	53.10	47	59.35	+3.7
BassettF	BSET	.50	2.3	43	38.00	18.86	12	21.52	+7.4
BayCom n	BCML	...	...	30	26.94	17.19	5	22.50	-2.6
BeacnRfg	BECN	...	...	20	64.69	24.97	744	34.19	+7.8
BeasleyB	BBGI	.20	4.4	2	14.05	3.25	21	4.55	+21.3
BedBath	**BBBY**	.64	4.5	6	24.08	10.46	55042	14.29	+26.2
BeiGene n	BGNE	...	...	...dd	220.10	95.34	503	142.37	+1.5
BelFuse A	BELFA	.24	1.5	17	25.79	12.85		16.25	+18.2
BelFuseB	BELFB	.28	1.5	18	29.00	16.58	11	18.80	+2.1
Belleroph n	BLPH	...	...	...dd	3.30	.47	509	1.04	+29.8
BellicumP	BLCM	...	...	...dd	10.26	2.74	315	3.64	+24.7
BenefBncp	BNCL	.24a	1.6	...	18.60	13.74	107	15.15	+6.0
Benefitfoc	BNFT	...	...	...dd	55.44	21.75	317	49.88	+9.1
Benitec wt	BNTCW	...	...	...	.47	.40		.45	
BenitecB n	BNTC	...	...	...	4.90	1.01		1.42	-5.3
BerryPet n	BRY	.48f	4.6	...	18.55	7.87	669	10.54	+20.5
Beyondsp n	BYSI	...	...	...	34.00	16.15	0	19.10	+1.9
Big 5Sprt	**BGFV**	.20m	6.5	4	9.75	2.25	317	3.06	+18.1
BigRockP n	BRPA	...	...	...dd	10.26	9.68		10.17	-.3
BigRock wt	BRPAW	...	...	...	.39	.37		.39	
BigRock rt	**BRPAR**	...	...	...	.68	.26	6	.32	-11.1
BigRock un	BRPAU	...	...	...	11.00	10.00		10.59	+.4
Bilibili n	BILI	...	...	40	22.70	9.09	5962	16.26	+11.4
BioTechne	TECH	1.28	.8	46	206.04	128.06	411	153.69	+6.2
BioDlvry lf	BDSI	...	...	...dd	4.14	1.70	901	4.09	+10.5
BioHiTch n	BHTG	...	...	...dd	5.76	1.60	9	2.42	+49.4
BioLifeSol	BLFS	...	...	...	26.35	4.63	83	12.51	+4.0
BioLneRx h	BLRX	...	...	...	1.84	.41	407	.59	+34.8
BioSigTc n	BSGM	...	...	...dd	7.13	3.50	19	4.23	-.9
BioXcelT n	BTAI	...	...	...dd	14.79	2.41	51	6.18	+60.1
BioanlySys	BASI	...	...	...	2.60	1.18	2	1.29	+1.6
Bioblast rs	**ORPN**	...	...	...	5.99	.77	4	.98	+26.7
Biocept rs	BIOC	...	...	...	24.60	.66	152	.92	+6.9
Biocryst	**BCRX**	...	...	...dd	9.71	4.25	1250	8.89	+10.2
Biofront n	**BFRA**	...	...	...	17.98	11.04	0	13.70	+17.0
Biogen	BIIB	...	...	19	388.67	249.17	837	331.19	+10.1
BioMarin	BMRN	...	...	...dd	106.74	75.81	970	93.94	+10.3
Biomeri n	**BMRA**	...	...	...	9.32	1.60	6	2.23	+31.2
Bionano n	BNGO	...	...	...dd	10.00	4.01		4.85	-7.4
BiondVax n	BVXV	...	...	...	7.71	3.51	1	5.40	+13.2
BiondVx wt	BVXVW	...	...	...	1.99	1.45		1.59	
BioScrip	BIOS	...	...	...dd	4.14	2.31	943	3.86	+8.1
BioSpecif	BSTC	...	...	1	66.21	38.05	51	61.10	+.8
BioTelem	BEAT	...	...	...cc	74.73	28.90	417	67.12	+12.4
BisnCap n	BCAC	...	...	...	10.54	9.84	7	10.38	-.2
BisnCap wt	BCACW	...	...	...	.37	.36		.36	
BisnCap un	BCACU	...	...	...	14.26	10.26		10.80	-.8
BisnCap rt	BCACR	...	...	...	.63	.25		.31	+10.7
BlRidgAc n	BRAC	...	...	...dd	12.11	9.60	9	10.05	+1.1
BlRidgA wt	BRACW	...	...	...	.32	.26		.32	
BlRidgAc rt	BRACR	...	...	...	.43	.01	1	.31	+2.7
BlRidgA un	BRACU	...	...	...	11.35	10.10		10.50	
BlackLin n	BL	...	...	...	58.11	31.53	226	43.04	+5.1
BlkRkCap	BKCC	.72	11.8	87	6.53	5.06	315	6.09	+15.1
BlTCP Cap	TCPC	1.44	10.4	10	15.55	12.52	218	13.83	+6.1
Blckbaud	BLKB	.48	.7	45	120.35	58.23	210	66.26	+5.3
BlinkCh n	BLNK	...	...	...dd	8.65	1.28	135	1.91	+11.0
BlinkCh wt	BLNKW	...	...	...					
BloominBr	BLMN	.36	1.8	16	25.00	17.08	1017	19.76	+10.5
Blucora	BCOR	...	...	...cc	41.35	21.15	231	28.20	+5.9
BlueBird	BLBD	...	...	6	26.95	15.67	82	19.54	+7.4
BlueHBcp	BHBK	.80	3.7	25	25.80	18.45	105	21.68	+1.6
BluebBio	**BLUE**	...	...	...dd	236.17	87.49	674	116.89	+17.8
BlueknEP	BKEP	.32	21.3	...	5.60	1.06	234	1.50	+30.4
Bluekn pf	BKEPP	.72	13.5	...	7.94	4.50	216	5.28	-3.1
BlueprtM n	BPMC	...	...	...dd	109.00	44.58	281	64.27	+19.2
Boingo	WIFI	...	...	...dd	35.98	18.50	189	22.31	+8.5
Bojangles n	BOJA	...	...	12	17.10	11.35	856	16.08	
BonsoElec	BNSO	...	...	...	5.04	1.62	2	2.18	+8.5
BookingHl	BKNG	...	...	23	2228.99	1606.27	454	1677.33	-2.6
BorqsTch	**BRQS**	...	...	...dd	11.15	2.11	1	5.65	+76.6
BosOma n	BOMN	...	...	...	31.67	19.45	13	24.64	+5.3
BostPrv	BPFH	.48	4.4	14	17.85	10.00	262	10.97	+3.8
BttmlnT	EPAY	...	...	98	74.05	34.92	403	48.23	+.5
Boxlight n	**BOXL**	...	...	...dd	17.40	1.14	136	1.62	+35.0
BxMg un A	BWMC	...	...	...					
BoxwMrg un	BWMCU	...	...	...	10.02	9.35	28	9.91	-.2
Brainstorm	BCLI	...	...	...dd	5.35	2.88	32	3.45	-2.8
BridgeBcp	BDGE	.92	3.4	15	38.00	24.12	45	27.04	+6.1
Bridglne rs	**BLIN**	...	...	...	3.75	.22	1578	.29	+26.8
BridgBcs n	BWB	...	...	...	13.87	9.30	25	10.64	+.9
BridgfdFds	BRID	...	...	21	21.55	12.50	6	21.00	+5.7
Brightcove	BCOV	...	...	...dd	10.75	6.30	69	7.40	+5.1
BrghtFn n	BHF	...	...	...cc	67.55	28.52	1691	33.53	+10.0
BrghtFn pf n	BHFAL	1.56	6.4	...	25.16	18.95	101	24.19	+14.0
BroadcInc	AVGO	10.60	4.2	...	273.85	197.46	2957	249.52	-1.9
BroadVis	**BVSN**	...	...	...dd	3.76	.74	6	1.50	+31.6
BrdwyFn h	BYFC	...	...	4	2.55	.95	1	1.19	+13.3
BroadwdE	BWEN	...	...	...dd	3.28	1.15	18	1.53	+17.7
BrkfldPrp	BPY	1.26	7.2	...	22.29	14.96	1056	17.40	+7.9
BrkfldPr A n	BPR	1.26	7.3	...	21.16	14.93	852	17.36	+7.8
BrfldPr pf n	BPRAP	1.59	7.0	...	25.49	19.16	14	22.60	+2.2
BrklneB	BRKL	.42f	3.0	14	19.35	12.84	243	14.08	+1.9
BrooksAuto	**BRKS**	.44f	1.6	24	39.75	22.87	606	28.37	+8.4
BrukerCp	BRKR	.16	.5	30	36.49	26.10	395	32.67	+9.7
BrynMawr	BMTC	1.00	2.7	21	50.35	32.84	28	36.57	+6.3
Bsquare	BSQR	...	...	...dd	4.68	1.55	6	1.90	+22.6
BldrFstSrc	BLDR	...	...	8	23.28	10.15	1323	12.40	+13.7
BusinFst n	BFST	.32	1.4	24	30.00	20.64	18	22.90	-5.5

- C -

Name	Ticker Symbol	Div	Yield	PE	52-week High	52-week Low	Vol 1000s	Last	YTD %Chg
:C&F Fnc	CFFI	1.48a	2.8	14	67.40	45.28	1	52.72	-.9
CAS Med	CASM	...	...	...dd	2.70	.93	29	1.86	+16.3
CASI Phr h	CASI	...	...	...dd	8.89	2.73	239	3.83	-4.7
CB FnSvcs	CBFV	.92f	3.7	18	36.95	22.82	4	24.70	-.3
CBAK En h	**CBAT**	...	...	...	1.75	.23	5	.41	+7.4
CBM Bcp n	CBMB	...	...	...	13.25	12.02	7	12.65	+1.0
CBTX Inc n	CBTX	.20	.7	59	38.71	27.00	39	30.72	+4.5
CDK Globl	CDK	.60	1.2	20	76.04	44.01	748	49.60	+3.6
CDW Corp	CDW	1.18f	1.4	29	96.75	66.88	622	81.94	+1.1
CEVA Inc	CEVA	...	...	38	49.75	20.40	131	24.15	+9.3
CF FnAq un	CFFAU	...	...	...	10.07	10.00		10.07	+.7
CH Robins	CHRW	2.00	2.3	23	101.20	78.83	955	85.44	+1.6
CHS Inc pf	CHSCP	2.00	7.5	...	30.80	25.72	22	26.70	-.3
CHS pfB	CHSCO	1.97	7.4	...	29.83	24.85	33	26.71	+3.9
CHS pfB2	CHSCN	1.78	7.0	...	29.20	22.95	35	25.51	+3.3
CHS pfB3	CHSCM	1.69	6.7	...	27.84	22.16	41	25.17	+4.6
CHS pfB4	CHSCL	1.88	7.1	...	28.92	24.42	32	26.39	+4.5
CIM CmTr	CMCT	.50a	3.1	74	18.85	11.75	3	16.25	+7.0
CIM CT pfL	CMCTP	1.56p	...	...	30.00	23.21		30.00	
CLPS Inc n	**CLPS**	...	...	...	17.35	2.12	119	5.02	+107.4
CM Finan	CMFN	1.00	14.3	6	9.90	5.58	16	6.99	+11.8
CM Fin23 n	CMFNL	1.53	6.1	...	27.77	23.25	1	25.18	+2.0
CM SevSt n	CMSS	...	...	...dd	11.00	9.62	0	10.11	+.1
CM SevSt wt	CMSSW	...	...	...	.28	.24		.24	
CM SvSt un	CMSSU	...	...	...	11.00	9.94		10.65	
CM SevSt rt	CMSSR	...	...	...	.65	.01		.40	
CME Grp	CME	2.80a	1.6	39	197.08	149.38	2582	179.85	-4.4
CNBFnPA	CCNE	.68	2.8	12	32.86	21.43	12	24.43	+6.4
CPI Crd rs	PMTS	...	...	...	4.18	1.93	1	2.76	+20.7
CPS Tech	**CPSH**	...	...	22	2.20	.66	3	1.31	+6.5
CRA Intl	CRAI	.80f	1.9	20	58.75	39.23	24	42.60	+.1
CRISPR n	**CRSP**	...	...	...	73.90	22.22	1288	34.57	+21.0
CSG Sys	CSGS	.84	2.5	21	48.82	30.40	103	33.62	+5.8
CSI Comp	CCLP	.75	25.1	...dd	8.05	2.10	91	2.99	+28.9
CSP Inc	CSPI	.60	6.1	...dd	18.89	8.75	2	9.77	-.4
CSW Ind n	CSWI	...	...	26	57.20	41.50	135	50.23	+3.9
CSX	CSX	.88	1.4	9	76.24	48.43	5403	64.69	+4.1
CTI BioP rs	CTIC	...	...	...dd	5.36	.60	197	1.32	+79.8
CTI Inds	CTIB	...	...	...	5.09	2.75		3.10	+.5
CUI Glbl	CUI	...	...	...dd	3.28	1.17	16	1.57	+27.6
CVB Fncl	CVBF	.56	2.6	18	25.14	19.21	250	21.81	+7.8
CVD Eqp	CVV	...	...	...dd	11.68	3.35	5	3.92	+10.4
CabotMicro	CCMP	1.60	1.7	22	123.76	82.24	188	94.19	-1.2
Cadence	CDNS	...	...	42	47.40	35.49	909	44.32	+1.9
Cadiz h	CDZI	...	...	...dd	14.75	8.53	61	10.29	-.1
CaesarStne	CSTE	.44e	3.1	23	26.50	12.49	83	14.03	+3.3
CaesarsEnt	CZR	...	...	...dd	14.50	5.84	28655	7.99	+17.7
Cal-Maine	CALM	.44e	1.0	11	52.30	39.90	292	41.94	-.9
Caladriu rs	CLBS	...	...	...dd	11.65	3.05	22	4.84	+36.0
CalaCvHi	CHY	1.02	9.8	...q	13.73	8.63	221	10.40	+10.6
CalaCvOp	CHI	.96	10.0	...q	12.94	8.17	455	9.61	+8.5
CalaCv&Inc	CCD	2.00	10.8	...q	22.99	15.61	106	18.44	+12.4
CalaGDyIn	CHW	.84	11.7	...q	9.87	6.12	282	7.20	+9.9
CalaGTR	CGO	1.20	11.3	...q	16.34	9.66	71	10.66	+4.9
CalaStrTR	CSQ	.99	8.8	...q	13.62	9.41	495	11.27	+6.4
CalAmp	CAMP	...	...	34	25.45	10.91	225	14.07	+8.1
CalavoGr h	CVGW	1.00f	1.3	21	108.00	67.52	174	78.70	+7.9
Calithera	**CALA**	...	...	...dd	9.35	3.55	278	4.64	+15.7
CalumetSp	**CLMT**	...	...	...dd	8.75	1.99	396	3.46	+56.6
CalvUSInc n	CRUSC	...	...	...	100.02	99.98		100.02	
Calyxt n	**CLXT**	...	...	...	27.23	8.83	98	12.27	+18.4
CambrBc n	CATC	2.00	2.4	...	95.06	75.51	3	82.60	-.8
CamdnN s	CAC	1.20	3.1	17	47.86	33.49	24	38.55	+7.2
Camtek h	CAMT	.56	8.0	15	11.11	5.97	58	6.97	+3.0
CdnSolar	CSIQ	...	...	5	17.97	11.37	610	17.62	+22.9
CancrGen h	**CGIX**	...	...	...dd	2.20	.20	9802	.30	+23.1
CantbryPk	CPHC	.28	1.8	19	17.72	12.20	1	15.25	+9.6
CpStarFn n	CSTR	.16	1.1	54	21.91	13.51	9	15.07	+2.3
CapBcp n	CBNK	...	...	44	14.28	10.21	6	11.33	-.7
CapCtyBk	CCBG	.36	1.5	19	26.95	19.93	9	24.17	+4.1
CapProd	CPLP	.32	13.7	8	3.60	2.05	691	2.34	+12.0
CapSwst	CSWC	1.44f	6.9	19	24.18	14.85	42	20.91	+8.8
CapitalaF	CPTA	1.00	13.2	23	9.05	6.46	47	7.60	+6.0
Capitala22	CPTAL	1.50	6.0	...	25.90	23.13	4	24.85	-.2
CapF cv22	CPTAG	1.44	6.2	...	24.95	24.50		23.38	
CapFedFn	CFFN	.34a	2.5	22	14.15	11.80	282	13.57	+6.3
Capricor	CAPR	...	...	...dd	2.29	.31	109	.61	+48.8
CpstnTur rs	CPST	...	...	...dd	1.90	.55	230	.76	+26.0
CarGurus n	CARG	...	...	86	57.25	28.52	375	36.08	+7.0
CaraThera	CARA	...	...	...dd	24.30	11.46	615	15.77	+21.3
CarbBlk n	CBLK	...	...	...dd	35.00	11.80	463	14.11	+5.1
Carbonite	CARB	...	...	...cc	43.63	20.50	267	28.43	+12.5
CardiovSys	CSII	...	...	...cc	40.00	20.58	217	27.48	-3.5
Cardlytc n	**CDLX**	...	...	...dd	28.29	9.80	137	12.70	+17.3
Cardtronic	CATM	...	...	55	39.10	19.42	238	30.86	+18.7
CareTrust	CTRE	.82	4.2	37	20.65	12.73	3083	19.75	+7.0
CareDx h	CDNA	...	...	...dd	30.80	4.92	707	27.19	+8.2
CareerEd	CECO	.30f	2.4	...dd	19.07	11.01	172	12.26	+7.4
CarlyleGp	CG	1.24e	7.2	7	25.90	15.09	476	17.25	+9.5
CarlGp pfA	TCGP	1.47	6.8	...	25.25	19.05	91	21.57	+5.9
CaroFin s	CARO	.28	.9	15	45.58	27.62	49	31.58	+6.7
CarolTrBk	CART	...	...	29	10.00	7.20	4	7.72	+1.8
Carrizo	CRZO	...	...	11	31.57	9.67	2763	12.64	+12.0
CarrolsRst	TAST	...	...	12	16.40	9.03	180	9.84	
CarverBc lf	CARV	...	...	32	11.94	2.40	6	3.20	+7.4
CasaSys n	CASA	...	...	34	34.21	11.26	126	13.66	+4.0
CasellaW	CWST	...	...	...cc	34.48	22.15	147	30.06	+5.5
Caseys	CASY	1.16	.9	28	137.08	90.42	156	130.30	+1.7
CassInfo s	CASS	1.04b	1.9	16	62.08	45.31	52	54.00	+2.0
CatalstB rs	**CBIO**	...	...	...dd	37.00	6.20	122	8.69	+10.1
CatalystPh	CPRX	...	...	...dd	4.08	1.85	1022	2.52	+31.3
Catasys n	CATS	...	...	...	14.29	3.65	51	9.25	-1.3
CathayGen	CATY	1.24f	3.5	14	45.59	31.94	373	35.54	+6.0
CausIntV n	CIVEC	...	...	...					
CavcoInd	CVCO	...	...	20	261.80	121.40	63	143.72	+10.2
CecoEnv	CECE	.30	4.1	...	9.18	4.00	47	7.27	+7.7
Celcuity n	**CELC**	...	...	...	31.00	13.16	18	22.65	-5.6
Celgene	CELG	...	...	27	107.29	58.59	18431	86.95	+35.7
Celgene rt	CELGZ	...	...	...	2.65	.11	56	.78	+72.9
CelldexTh	CLDX	...	...	...dd	3.07	.18	786	.26	+31.3
CellectBio n	**APOP**	...	...	...	10.00	2.10	3	2.76	+31.4
CellectB wt	APOPW	...	...	...	3.00	2.25		2.41	
Cellct wt rs	CLRBW	...	...	...				.10	
Celct wtA	CLRBZ	...	...	...	.50	.40		.49	
Cellectar rs	**CLRB**	...	...	...	14.00	1.22	17	1.78	+14.8
Cellectis n	CLLS	...	...	...dd	38.85	15.44	119	18.76	+12.7
CallularBio	CBMG	...	...	...dd	25.00	12.04	42	18.27	+3.5
Celsion rs	CLSN	...	...	...dd	3.48	1.35	60	1.81	+28.4
CelsiusH n	**CELH**	...	...	...	6.05	3.05	125	3.97	+14.4
Celyad n	CYAD	...	...	...	48.20	15.36	18	22.99	+26.6
Cemtrx wt	CETXW	...	...	...	.38	.27		.27	
Cemtrex rs	**CETX**	.02p	...	...dd	3.57	.54	42	.68	+17.6
Cemtrx pf	CETXP	.58t	...	...	6.20	1.17		1.31	+4.5
CntRsDvA	CDEV	...	...	...	23.12	9.87	3892	13.21	+19.9
CntrStBk	CSFL	.40	1.8	...	32.27	19.55	351	22.70	+7.9
CEurMed	CETV	...	...	...dd	4.90	2.67	145	3.23	+16.2
CentrlFd rs	CFBK	...	...	25	16.95	10.62		12.15	+4.0
CentGard lf	CENT	...	...	9	45.02	29.81	133	38.18	+10.8
CenGrdA lf	CENTA	...	...	...	41.97	27.14	307	34.52	+10.5
CntlVyCm	CVCY	.36f	1.9	15	22.34	15.66	20	18.58	-1.5
CentrxTh n	CNTX	...	...	...					
CentricB rs	CTRC	...	...	...dd	6.89	.83	24	3.18	-7.3
CentAl	CENX	...	...	13	24.77	6.54	757	8.73	+19.4
CntyBcMA	CNBKA	.48	.7	...	84.49	65.15	3	72.83	+7.5
CentCas	CNTY	...	...	...dd	9.76	5.77	33	7.77	+5.1
CeragonN	CRNT	...	...	...	4.95	1.95	331	3.96	+4.8
Cerecor n	CERC	...	...	...dd	5.74	2.18	22	3.89	+20.4
Cerner	CERN	...	...	28	73.43	48.78	1412	54.07	+3.1
CerusCp	CERS	...	...	...dd	8.05	3.77	537	5.69	+12.2
CescaTh h	KOOL	...	...	...	3.92	.21	88	.31	+16.1
ChaSergT n	CTAC	...	...	...	10.28	9.50		9.68	
▼ChaSerg un	CTACU	...	...	...	10.05	9.94	269	9.94	-.5
Chaisma n	**CHMA**	...	...	...dd	4.87	1.20	17	3.38	+8.7
ChampO hrs	CSBR	...	...	...cc	17.90	3.05	76	10.02	+28.3
Changyou	CYOU	...	...	6	25.64	12.68	196	18.06	-1.2
Chantic rs	BURG	...	...	...	4.50	1.23	20	1.36	+5.4
CharlsCol h	CTHR	...	...	...dd	1.60	.80	34	.86	+1.2
ChartInds	GTLS	...	...	47	80.31	43.50	232	69.94	+7.6
ChartCm n	CHTR	...	...	59	396.64	250.10	1692	292.67	+2.7
ChkPoint	CHKP	...	...	21	120.81	93.76	889	107.82	+5.0
CheckC wt	CHEKW	...	...	...	.39	.21		.33	
CheckC nrs	CHEK	...	...	...	19.78	1.62	29	2.88	+34.0
ChckPnt n	CKPT	...	...	...dd	6.29	1.50	77	2.98	+63.5
Cheesecake	CAKE	1.32	2.9	14	60.19	41.63	472	45.92	+5.5
ChefsWhs	CHEF	...	...	64	39.26	18.65	93	33.66	+5.3
Chembio	CEMI	...	...	...dd	11.55	4.85	40	6.70	+18.4
ChemFinl	CHFC	1.36	3.4	11	59.83	34.62	385	40.52	+10.7
ChemoCntx	CCXI	...	...	62	15.08	7.87	204	12.38	+13.5
ChemungF	CHMG	1.04	2.6	23	53.99	36.87	11	40.77	-1.3
Cherokee h	**CHKE**	.20	28.6	...dd	1.90	.38	22	.70	+38.6
ChkSoup n	CSSE	.45p	...	...dd	11.41	6.19	3	7.93	+5.5
ChkSoup pf	CSSEP	2.44	9.8	...	27.14	23.75	3	24.87	+1.5
ChildPlace	PLCE	2.00	2.2	18	161.65	85.62	764	89.29	-.9
Chimerix	CMRX	...	...	...dd	5.94	2.08	403	3.00	+16.7
ChAdvCns	CADC	...	...	...	10.20	1.90		2.07	
ChinaAuto	CAAS	...	...	5	5.23	2.00	7	2.74	+12.3
ChinaBio	CBPO	...	...	22	107.44	60.08	95	78.33	+3.2
ChinCer rs	**CCCL**	...	...	...	6.45	.72	872	1.53	
ChiCmCr h	GLG	...	...	...	2.15	.27	55	.46	+38.7
ChiCustR n	CCRC	...	...	...	35.10	7.90	23	11.41	-12.3
ChiFnOnl	**JRJC**	...	...	...dd	3.06	.64	15	.99	+10.0
ChinaHGS	HGSH	...	...	2	2.55	.82	11	1.01	+3.8
ChnaIntNt n	CIFS	...	...	...	47.98	.64	207	1.01	+9.8
ChinaJJ h	CJJD	...	...	...dd	2.46	1.17	264	2.20	+10.0
ChinLend h	CLDC	.32e	33.0	...	7.75	.77	28	.97	+4.3
ChinaNRes	CHNR	...	...	...	4.23	1.57	0	1.65	-2.4
ChiRecy rs	CREG	...	...	...	3.80	.56	159	.88	+19.2
▲ChinaSXT n	**SXTC**	...	...	...	15.68	4.40	629	7.75	+35.0
ChnaTcF rs	CNTF	...	...	...	4.07	.76	3	1.01	+1.0
ChXDPlas	CXDC	...	...	2	4.65	1.28	12	2.30	+30.7
ChiCache lf	CCIH	...	...	...dd	3.09	1.00	44	1.17	+3.8
ChinaNt rs	CNET	...	...	...dd	8.40	1.02	93	1.68	+25.4
ChipMOS	IMOS	...	...	10	20.24	12.81	8	15.80	-6.2
ChromaDx n	CDXC	...	...	...	6.63	2.79	154	3.47	+1.2
ChrchllD	CHDN	1.63f	.6	22	314.60	223.73	76	258.55	+6.0
ChuysHldg	CHUY	...	...	82	34.10	17.03	117	20.61	+16.2
CideraTh n	CDTX	...	...	...dd	8.55	1.94	39	2.97	+26.4
Cimpress	CMPR	...	...	...dd	171.76	99.16	164	114.66	+10.9
CinnFin	CINF	2.12	2.7	13	82.86	66.33	478	77.30	-.2
Cinedigm rs	**CIDM**	...	...	...	1.81	.48	65	.72	+25.4
Cintas	CTAS	2.05f	1.2	27	217.34	147.38	560	177.48	+5.6
Cirrus	CRUS	...	...	15	55.13	31.25	908	34.59	+4.2
Cisco	CSCO	1.32	3.1	19	49.47	37.35	23259	43.24	-.2
CitiTrends	CTRN	.32	1.5	18	34.90	17.79	74	20.93	+2.6
CitiusPh wt	CTXRW	...	...	...	1.20	.70		.90	
CitiusPh n	CTXR	...	...	...	4.60	.94	111	1.12	+7.7
Citiz&Nthn	CZNC	1.08	4.5	18	28.99	22.00	10	24.18	-8.5
CtzCmtyBc	CZWI	.20f	1.8	16	14.25	10.50	6	11.17	+2.5
CitizFst	CZFC	.28	1.3	13	27.10	20.21	1	21.50	+.3
CitizHold	CIZN	.96	4.5	17	24.00	19.08		21.45	+2.1
CitrixSy s	CTXS	1.40	1.3	27	116.82	83.70	2373	105.85	+3.3
CtyHld	CHCO	2.12f	3.1	17	83.27	64.32	30	68.95	+2.0
CivistaBcsh	CIVB	.36	2.0	24	25.88	15.55	43	17.69	+1.5
Civista pf	CIVBP	1.63	2.8	...	80.00	58.10		58.10	
Clarus	CLAR	.10	1.0	...	12.00	6.35	49	10.29	+1.7
CleanEngy	CLNE	...	...	...dd	4.05	1.31	569	2.06	+19.8
ClearOne	CLRO	.28	19.4	...dd	8.93	1.12	35	1.44	+15.2
ClrAllCGr n	CACG	...	...	...	31.85	24.36	24	28.34	+6.0
ClrDvStr n	YLDE	...	...	...	29.55	25.52		26.48	+5.0
Clearfield	CLFD	...	...	19	15.30	8.41	16	10.90	+9.9
ClearsBio n	CLSD	...	...	...dd	15.33	.99	139	1.20	+12.1
ClearSign	CLIR	...	...	...dd	3.35	.77	42	1.20	+17.6
ClearS wt	CLIRW	...	...	...	.90	.55		.75	
ClemPhr n	CMTA	...	...	...	19.58	8.10	60	13.79	+17.3
CleBio hrs	**CBLI**	...	...	...dd	4.15	1.00	3	1.33	+31.4
ClovisOnc	CLVS	...	...	...dd	66.06	11.50	2781	24.80	+38.1
CoDiagn n	CODX	...	...	...dd	6.66	1.11	50	1.16	-22.1
CoStar	CSGP	...	...	66	448.35	310.45	235	359.62	+6.6
CoastFn n	CCB	...	...	...	18.90	11.85	3	15.17	-.4
CocaCons	COKE	1.00	.5	48	221.83	125.08	55	199.61	+12.5
CocrystP n	COCP	...	...	...dd	6.45	1.51	39	3.65	+1.4
CodaOct n	CODA	...	...	...	8.44	3.28	5	6.05	+4.0
Codexis	CDXS	...	...	...dd	23.05	8.00	260	16.20	-3.0
CdrsVlly	CVLY	.64f	2.8	12	33.45	20.27	6	22.49	+5.8
CoffeeH	JVA	...	...	36	5.75	3.53	19	4.28	+21.2
CogentC	CCOI	2.24f	4.6	...cc	57.65	35.75	234	48.60	+7.5
Cognex s	CGNX	.20f	.5	32	70.00	34.88	701	42.11	+8.9
CognizTch	CTSH	.80	1.2	21	85.10	59.47	3312	64.81	+2.1
CohBar n	CWBR	...	...	...	10.79	2.55	27	3.86	+24.1
Coherent	COHR	...	...	16	329.00	90.10	393	115.10	+8.9
CoherusBio	**CHRS**	...	...	...dd	20.66	8.32	1270	12.20	+34.8
Cohu	COHU	.24	1.4	16	27.83	14.08	212	17.33	+7.8
CollPlant n	**CLGN**	...	...	...	8.99	3.13	6	4.78	+13.8
CllctUnv	CLCT	.70	5.5	9	29.62	10.01	9	12.73	+12.1
Collegium n	COLL	...	...	...dd	29.90	13.70	387	15.87	-7.6
Colliers	CIGI	.10	.2	18	84.20	52.01	47	57.98	+5.4
ColonyBk	CBAN	.20	1.3	10	19.50	12.29	0	15.08	+3.3
ColBnkg	COLB	1.04a	2.8	20	46.71	31.35	469	37.22	+2.6
ColumFn n	CLBK	...	...	...cc	17.73	14.01	189	15.03	-1.7
ColuSprtw	COLM	.96f	1.2	26	95.74	70.36	467	81.83	-2.7
Colmbus	CMCO	.20	.6	65	45.85	27.66	74	32.35	+7.3
comScore n	SCOR	...	...	...dd	25.69	12.85	120	16.60	+15.0
Comcast s	CMCSA	.76	2.1	17	44.00	30.43	16655	35.82	+5.2
CommScpe	COMM	...	...	18	41.60	15.09	1751	18.73	+14.3
CmcBMO	CBSH	.94b	1.6	15	72.55	53.40	379	57.81	+2.6
CmcBc pfB	CBSHP	1.50	5.8	...	26.63	24.81	4	25.85	+2.4
CmclVehcl	CVGI	...	...	13	13.90	5.35	55	6.55	+14.9
CommSys	JCS	.08m	3.4	...dd	4.24	2.03	15	2.38	+17.2
CmtyBkTr	ESXB	...	...	17	10.05	6.62	18	7.56	+4.7
CmtyFinCp	TCFC	.50f	1.7	11	38.39	26.47	3	29.80	+1.9
CommuFt n	CFBI	...	...	...	12.51	10.06	17	10.82	-7.1
CmtyHlt rt	CYHHZ	...	...	...	.04	.00	1260	.00	
CmtyTrBc	CTBI	1.44	3.4	14	53.00	35.70	17	41.87	+5.7
CmtyWest	CWBC	.20	2.0	13	12.97	9.44	1	10.05	+.2
CommVlt	CVLT	...	...	...	72.65	48.35	433	60.81	+2.9
Compugn	**CGEN**	...	...	...dd	5.00	2.00	102	3.02	+39.2
CmptrPr	CPSI	.40	1.5	45	34.65	23.81	87	27.16	+8.2
CmpTask	CTG	.24	5.3	...	9.62	3.85	3	4.57	+12.0
CmstkH rs	CHCI	...	...	...	6.58	1.25	4	1.97	+17.3
Comtech	CMTL	.40	1.6	17	36.94	20.62	106	25.08	+3.0
ConatusPh	CNAT	...	...	10	7.95	1.15	477	1.97	+13.9
ConcertPh	CNCE	...	...	...dd	28.40	10.80	76	14.58	+16.2
ConcrPump	**BBCP**	...	...	...dd	15.25	7.49	0	8.90	+8.1
ConcrtP wt	BBCPW	...	...	...	.55	.40		.54	
Conformis h	CFMS	...	...	...dd	2.68	.36	350	.48	+34.1
ConiferH n	CNFR	...	...	...dd	7.20	3.06	0	4.51	+28.9
Conifer23 n	CNFRL	1.69	6.8	...	26.00	19.75		25.00	+19.0
Conmed	CNMD	.80	1.2	24	83.49	51.81	122	64.35	+.2
Conns	CONN	...	...	14	42.65	17.00	943	20.11	+6.6
ConnectOne	CNOB	.30	1.5	15	31.40	17.07	85	19.41	+5.1
ConnWtrSv	CTWS	1.25	1.9	35	70.30	48.86	142	64.66	-3.3
ConsolCom	CNSL	1.55	13.8	...	14.23	8.51	897	11.22	+13.6
ConsolWtr	CWCO	.34	2.9	21	15.35	10.76	15	11.89	+2.0
ConstAlph n	CNAC	...	...	...dd	10.25	9.72	5	10.24	+.3
ConstAl wt	CNACW	...	...	...	.30	.23		.25	
ConstAlp un	CNACU	...	...	...	16.04	9.74	3	10.34	-3.3
ConstAl rt	**CNACR**	...	...	...	.95	.01	7	.17	-10.5
ConstPh n	CNST	...	...	9	12.21	4.01	13	7.08	+76.6
ConstPrt n	ROAD	...	...	9	14.06	7.70	38	10.36	+17.3
ConsuPtf	CPSS	...	...	5	4.69	2.99	39	3.60	+19.6
▼ContraFect	**CFRX**	...	...	...	2.93	.58	1965	.56	-63.2
ContraV rs	**CTRV**	...	...	...	2.96	.21	238	.36	+28.7
Control4	CTRL	...	...	30	37.62	15.59	345	19.76	+12.3
CoolHl rs	AWSM	...	...	...	22.61	1.15	345	1.64	-15.5
Copart s	CPRT	...	...	27	67.08	39.21	727	50.60	+5.9
CorbusPhm	CRBP	...	...	...dd	9.96	4.50	753	7.78	+33.2
Corcept	CORT	...	...	12	25.96	11.21	929	13.89	+4.0
CoreMrk s	CORE	.44f	1.6	24	40.12	17.10	178	26.84	+15.4
CorOnDem	CSOD	...	...	...dd	59.18	36.26	200	53.18	+5.5
CorrevPh g	CORV	...	...	...dd	2.45	1.31		2.33	
Corvel	CRVL	...	...	30	70.73	46.45	37	61.87	+.2
CorvusPh n	CRVS	...	...	...dd	13.91	3.22	86	4.40	+19.9
Costco	COST	2.28	1.1	32	245.16	175.79	2304	210.64	+3.4
CountrP rs	CPAH	...	...	...dd	7.30	.90	3	1.47	+22.7
CountyBcp	ICBK	.28	1.5	10	33.76	17.24	2	18.65	+7.4
CoupaSft n	COUP	...	...	...dd	84.53	30.65	687	64.69	+2.9
Covenant	CVTI	...	...	16	35.19	18.13	80	20.71	+7.9
CowenInc s	COWN	...	...	16	17.99	11.63	192	13.73	+2.9
Cowen27 n	COWNZ	1.84	7.3	...	26.00	22.73	3	25.15	+5.7
Cowen33 n	COWNL	1.94	8.0	...	25.49	21.93	7	24.18	+2.9
CrackerB	CBRL	5.00	3.0	16	185.00	141.63	328	167.38	+4.7
CraftBrew	BREW	...	...	30	21.00	13.64	29	15.15	+5.9
Cray Inc	CRAY	...	...	...cc	28.60	18.76	506	21.32	-1.3
CreatReal n	CREX	...	...	...	3.43	2.00	12	2.65	+16.2
CreditAcc	CACC	...	...	17	467.26	297.63	142	415.85	+8.9
CSVixST rs	VIIX	...	...	...q	23.85	10.84	44	17.16	-13.6
CSSilvCC	SLVO	.41e	5.9	...q	8.20	6.23	2	6.97	+1.0
CSGoldCvC	GLDI	.45e	5.2	...q	9.32	7.90	10	8.58	+.8
CSVS3xInSlv	DSLV	...	...	...q	39.55	20.93	157	27.73	-.9
CSVS3xInG	DGLD	...	...	...q	60.61	37.83	16	46.42	-.7
CSVIVxMT	ZIV	...	...	...q	94.42	57.69	62	63.34	+4.9
CrS Crd n	USOI	2.50e	11.5	...	33.00	18.35	1	21.80	+13.8
Cree Inc	CREE	...	...	...dd	51.78	30.78	946	46.30	+8.2
Cresud	CRESY	4.29e	...	...	21.90	10.33	138	12.89	+6.0
Crinetic n	**CRNX**	...	...	...dd	42.00	19.23	56	24.38	-18.7
Criteo SA	CRTO	...	...	20	36.66	19.13	316	24.71	+8.8
Crocs	CROX	...	...	...dd	31.88	12.02	997	31.10	+19.7
CronosGp n	CRON	...	...	...dd	15.30	5.12	9808	13.06	+25.7
CrssCtryHl	CCRN	...	...	23	14.31	6.91	151	8.52	+16.2
CrownCfts	CRWS	.32	5.5	14	7.54	5.00	1	5.81	+7.6
CryoPrt wt	CYRXW	...	...	...	5.27	4.50		5.17	
CryoPort rs	CYRX	...	...	...dd	16.88	6.66	211	8.90	-19.3
Ctrip.com s	CTRP	...	...	19	51.91	25.00	3064	30.08	+11.2
CueBioph n	**CUE**	...	...	...	17.99	4.16	175	6.69	+42.3
CumbldPh	CPIX	...	...	...dd	7.29	5.06	3	6.11	+1.3
Curis rs	**CRIS**	...	...	...	5.20	.60	316	.98	+42.0
Cutera	CUTR	...	...	29	56.05	12.32	360	14.36	-15.6
Cyanotch h	CYAN	...	...	...dd	5.78	3.00	1	3.11	+3.0
CybrOpt	CYBE	...	...	55	22.30	12.90	22	19.30	+9.5
CyberArk	CYBR	...	...	76	84.21	41.45	701	78.58	+6.0
Cyclacel pf	CYCCP	.60	10.0	...	7.00	4.85		6.01	-3.8
Cyclacel rs	CYCC	.15p	...	...dd	1.93	.51	82	.69	+14.0
CymaBay	CBAY	...	...	...dd	15.59	6.31	239	9.75	+23.9
CypSemi	CY	.44	3.3	22	18.87	11.75	8265	13.17	+3.5
Cyren Ltd	CYRN	...	...	...dd	3.79	2.00	11	2.76	-8.0
CyrusOne	CONE	1.84	3.5	63	69.01	43.49	988	51.91	-1.8
CytRx rs	CYTR	...	...	...	2.35	.33	150	.56	+24.3
Cytokinetic	CYTK	...	...	...dd	10.26	5.90	251	7.41	+17.2
CytomX n	CTMX	...	...	...dd	35.00	12.51	296	16.92	+12.1
CytoriTh rs	CYTX	...	...	...	5.18	.25	101	.31	+6.9
Cytosorbnt	**CTSO**	...	...	...	14.95	6.60	256	7.51	-7.1

- D -

Name	Ticker Symbol	Div	Yield	PE	52-week High	52-week Low	Vol 1000s	Last	YTD %Chg
:DBV Tech	DBVT	...	...	...	26.91	3.60	365	8.00	+24.6
DD3 Ac un	DDMXU	...	...	...	10.10	9.90		9.98	-.4
DFB Hlt n	DFBH	...	...	...dd	10.00	9.60	37	9.85	+.2
DFB Hlt un	DFBHU	...	...	...	10.59	10.00		10.20	+1.0
DHX Mda n	DHXM	.08	...	...	4.00	2.49		2.60	
DLH Hldgs	DLHC	...	...	41	6.30	4.16	4	5.33	+14.5
DMC Globl	BOOM	.08	.2	...dd	51.05	20.11	86	36.56	+4.1
DNB Fncl	DNBF	.28	.9	13	38.30	25.84	47	30.98	+8.7
DSP Gp	DSPG	...	...	...cc	13.45	10.15	31	12.48	+11.4
DXP Ent	DXPE	...	...	19	49.50	26.95	29	32.35	+16.2
DailyJourn	DJCO	...	...	35	257.70	212.20	5	221.32	-5.4
Daktronics	DAKT	.28	3.7	29	10.11	7.14	141	7.48	+1.1
DareBio rs	DARE	...	...	...	3.59	.60	36	.82	+15.3
DarioHlth	DRIO	...	...	...	2.15	.66	31	.82	+5.0
DarioHl wt	DRIOW	...	...	...	.35	.24		.30	
DasanZ rs	DZSI	...	...	...dd	15.59	8.54	8	13.42	-3.5
Daseke n	DSKE	...	...	...	14.49	3.13	201	4.13	+12.2
Daseke wt	DSKEW	...	...	...	2.01	1.76		1.90	
Data IO	DAIO	...	...	18	12.24	4.27	16	5.41	+8.2
Datasea n	**DTSS**	...	...	...	4.49	3.25	4	4.09	+1.0
DaveBuster	PLAY	.60	1.2	21	67.05	37.85	879	51.15	+14.8
DavidsT g n	DTEA	...	...	...dd	5.35	1.07	257	1.40	+18.6
DavSelFn n	DFNL	.64p	...	...	25.62	19.29	2	21.27	+3.8
DavSelEq n	DUSA	.55p	...	...	26.54	18.76	16	21.04	+5.1
DavSelW n	DWLD	.80e	3.8	...	28.88	18.56	25	20.97	+7.3
DawsonGeo	DWSN	.05p	...	...dd	8.40	3.04	80	3.93	+16.3
Deciphera n	DCPH	...	...	...	45.61	18.55	410	25.89	+23.3
DelFriscos	DFRG	...	...	9	18.85	5.86	384	8.14	+13.8
DelTaco	TACO	...	...	9	14.83	9.46	267	10.57	+5.8
DelTaco wt	TACOW	...	...	...	3.99	3.03		3.81	
DelmarPh n	**DMPI**	...	...	...	1.82	.31	130	.39	+14.6
DeltaTch h	**DELT**	...	...	...dd	2.89	.68	15	.95	+9.4
DenaliTh n	DNLI	...	...	...	25.79	12.32	262	20.18	-2.3
Dennys	DENN	...	...	31	18.16	13.32	327	17.74	+9.4
Dentsply	XRAY	.35	.9	...dd	68.47	33.93	1887	40.04	+7.6
Dermira	DERM	...	...	...dd	31.42	6.19	564	7.41	+3.1
DescSys	DSGX	...	...	81	35.87	24.85	51	28.47	+7.6
DestMatrn	DEST	.80	27.3	...dd	6.84	1.62	20	2.93	+3.2
Dest XL	DXLG	...	...	...dd	3.52	1.45	18	2.28	+5.1
Deswell	DSWL	.10e	3.3	...dd	3.53	2.59	1	3.05	+1.3
DexCom	DXCM	...	...	...cc	152.14	52.02	2606	141.90	+18.4
DiaMdica n	DMAC	...	...	...	4.25	2.46	53	3.65	+25.4
DiamHill	DHIL	8.00e	...	11	217.00	139.50	12	156.15	+4.5
DiambkEn	FANG	.50	.5	16	140.78	85.19	1827	106.13	+14.5
DianaCnt rs	**DCIX**	...	...	...dd	4.03	.56	11471	1.10	+69.2
DicernaPh	DRNA	...	...	...dd	17.98	8.16	377	11.40	+6.6
DiffusP rs	DFFN	...	...	...dd	31.20	2.65		2.86	
DigiIntl	DGII	...	...	46	14.70	9.28	102	11.56	+14.6
Digimarc	DMRC	...	...	...dd	39.95	14.03	60	18.02	+24.3
Digirad	DRAD	.22	31.4	...dd	2.75	.42	121	.70	+22.8
DigitalAlly	DGLY	...	...	...dd	4.95	2.00	35	2.97	+10.8
DigitlTurb	APPS	...	...	...dd	2.59	1.12	391	2.20	+20.2
DimeCBc	DCOM	.56	3.2	17	22.25	15.48	139	17.36	+2.2
Diodes	DIOD	...	...	21	39.31	26.09	598	32.19	-.2
DiscIncA	DISCA	...	...	14	34.89	20.60	3299	26.81	+8.4
DiscIncB	DISCB	...	...	19	48.85	24.01		37.00	+10.4
DiscIncC	DISCK	...	...	13	31.55	19.08	1186	24.94	+8.1
DishNetw h	DISH	...	...	9	49.78	23.22	3887	28.64	+14.7
Diversicre	DVCR	.22	7.0	2	10.39	2.14	6	3.14	+32.5
DivrsRst h	SAUC	...	...	2	1.75	.73	6	1.15	+18.6
DixieGrp	**DXYN**	...	...	...dd	4.05	.62	59	.86	+21.3
DocuSign n	DOCU	...	...	...dd	68.35	35.06	7249	44.03	+9.9
DgssInt A n	DOGZ	...	...	18	5.00	1.77	28	3.93	+.8
DollarTree	DLTR	...	...	13	116.65	78.78	3440	96.41	+6.7
DolphEnt hn	**DLPN**	...	...	...dd	5.77	.71	7	1.33	+72.7
DolphE wt h	DLPNW	...	...	...	.45	.41		.41	
Domo B n	DOMO	...	...	...	28.86	13.28	369	21.69	+10.5
DonegalA	DGICA	.57	4.1	24	18.00	12.74	9	13.80	+1.1
DonegalB	DGICB	.50	4.2	23	15.55	11.52		11.80	
DorchMin	DMLP	1.74e	10.8	12	21.15	14.11	21	16.07	+9.8
Dorman	DORM	...	...	30	94.20	56.36	294	93.54	+3.9
DovaPh n	DOVA	...	...	...	37.00	5.62	212	8.06	+6.3
DragVic n	LYL	...	...	...	6.99	1.12		1.63	+25.4
DropCar hrs	**DCAR**	...	...	...	6.28	.20	219	.34	+63.6

Continued on **next page**

Continued from **previous page**

Nasdaq

Name	Ticker Symbol	Div	Yield	PE	52-week High	52-week Low	Vol 1000s	Last	YTD %Chg
Dropbox n	DBX	...	...	...	43.50	18.50	1508	22.49	+10.1
DryShips s	DRYS	.14e	...	...dd	7.22	2.74	558	6.03	+6.7
DuluthH n	**DLTH**	...	...	**34**	**35.67**	**15.96**	**400**	**23.03**	-8.7
Dunkin	DNKN	1.39	2.0	29	77.13	56.77	652	70.20	+9.5
DurectCp	DRRX	...	...	...dd	2.55	.46	273	.62	+27.7
Dynasil	DYSL	...	...	6	1.60	.72	34	.99	+11.6
Dynatronic	**DYNT**	...	...	**...dd**	**3.60**	**2.37**	**2**	**2.60**	-4.8
DynavaxT	DVAX	...	...	...dd	22.80	7.85	687	10.52	+15.0
- E -									
:E-Trade	ETFC	.56	1.2	17	66.46	40.41	1866	47.66	+8.6
eBay s	EBAY	...	...	13	46.99	26.01	8709	30.57	+8.9
eBay56 n	EBAYL	1.50	5.8	...	27.05	24.65	37	25.78	+1.2
EDAP TMS	EDAP	...	...	...	4.25	1.35	23	2.30	+24.3
eHealth	EHTH	...	...	...dd	41.93	13.61	170	40.85	+6.3
EMC Inc s	EMCI	.92f	2.9	15	33.32	22.98	21	31.80	-.2
ENDRA n	NDRA	...	...	...	5.75	1.44	107	2.17	+44.7
ENDRA wt	NDRAW	...	...	...	1.40	1.03		1.30	
ENGlobal	ENG	...	...	...dd	1.47	.52	5	.74	+30.5
ESSA Bcp	ESSA	.40f	2.5	20	16.80	14.16	16	15.82	+1.3
EtfLonCanc	CNCR	...	...	...	32.32	16.87	18	21.02	+11.4
EtfAlpSmC	SMCP	...	...	...q	27.84	19.79		21.75	+4.3
EtfValidea	VALX	...	...	...q	30.43	23.11	0	25.89	+8.3
EVO Pay n	EVOP	...	...	16	30.45	19.00	188	23.52	-4.7
EXFO g	EXFO	...	...	...dd	4.70	2.66	24	3.26	+14.8
eXp Wrld n	EXPI	...	...	...dd	19.72	6.61	530	8.88	+25.4
EagleBncp	EGBN	...	...	13	65.42	45.15	166	51.20	+5.1
EagBcMT	EBMT	.37	2.2	17	21.75	14.20	6	16.89	+2.4
EagleBkS rs	EGLE	...	...	...dd	6.14	4.03	260	4.98	+8.0
EaglFnB n	EFBI	.96	6.1	...cc	16.84	14.56	4	15.75	+3.8
EaglePhm	EGRX	...	...	23	85.66	36.03	210	42.22	+4.8
EstWstBcp	EWBC	.92	1.9	12	73.98	40.05	837	47.30	+8.7
EasternCo	EML	.44	1.7	17	31.00	21.67	12	26.40	+9.2
EastsDist n	EAST	...	...	...	9.25	3.85	17	6.13	-.8
EV StkNx s	EVSTC	...	...	...	100.02	49.99		99.98	
EV GlInBu s	EVGBC	...	...	...	100.02	99.98		100.02	
EV 5-15Mu s	EVLMC	...	...	...	100.04	49.97		99.96	
EV DivCrd s	OKDCC	...	...	...	100.10	50.00		100.06	
Ebix Inc s	EBIX	.30	.6	13	89.10	39.27	203	46.16	+8.5
EchoGLog	ECHO	...	...	43	36.75	18.83	121	22.45	+10.4
EchoStar	SATS	...	...	10	62.29	33.59	156	39.00	+6.2
EcologyEn	EEI	.40	3.2	...	14.45	9.27	5	12.43	+9.6
EdgeTher h	**EDGE**	...	...	**...dd**	**17.77**	**.28**	**584**	**.42**	+31.5
EdisonNat	EDNT	...	...	...	11.63	4.15	8	5.19	+10.7
EditasM n	EDIT	...	...	...dd	45.02	17.80	991	26.41	+16.1
EdtechX n	EDTX	...	...	...	10.73	9.30		9.83	+.3
EdtechX un	EDTXU	...	...	...	10.50	9.75		9.99	
EducDev s	EDUC	.20	2.1	8	14.35	7.53	4	9.76	+14.4
eGain	EGAN	...	...	...dd	19.05	4.60	145	6.71	+2.1
EidosThr n	EIDX	...	...	...dd	24.75	8.89	114	13.75	-.1
EigerBio rs	EIGR	...	...	...dd	18.00	7.46	154	12.98	+27.8
▼1895BcWis n	BCOW	...	...	...	10.50	9.60	273	10.00	+4.2
EksoBio n	EKSO	...	...	...dd	3.30	1.23	159	1.53	+23.4
ElPolLoc h	LOCO	...	...	48	16.95	9.05	232	16.33	+7.6
ElbitIm rs	EMITF	...	...	...	3.05	1.10	17	1.22	-6.2
ElbitSys	ESLT	1.76	1.4	20	151.91	109.81	13	124.85	+9.5
EldorRsts	ERI	...	...	55	50.64	29.16	1086	42.68	+17.9
ElectSci	ESIO	...	...	12	29.98	13.92	731	29.91	-.2
ElectroSen	ELSE	...	...	28	4.44	3.20		3.60	+5.7
electCore n	ECOR	...	...	...dd	20.25	4.16	332	5.84	-6.7
ElecVeh n	**SOLO**	...	...	...	**7.48**	**.90**	**180**	**1.41**	+32.4
ElectArts	EA	...	...	20	151.26	73.91	4723	91.01	+15.3
EFII lf	EFII	...	...	...	35.62	23.01	302	26.80	+8.1
ElmiraSB	ESBK	.92b	5.1	15	21.00	15.77	0	18.18	+4.2
EloxxPh n	ELOX	...	...	...	24.60	9.12	42	12.75	+6.2
EltekLtd hrs	ELTK	...	...	...	5.95	2.00	1	2.60	+22.6
EmclaireF	EMCF	1.12	3.6	10	38.70	28.67	5	30.86	+1.7
Emcore	EMKR	1.50e	...	...dd	7.25	3.93	56	4.70	+11.9
EmmisC rs	**EMMS**	...	...	**1**	**5.84**	**2.83**	**18**	**3.87**	+21.3
EmpirRst rs	**NYNY**	...	...	**...dd**	**30.98**	**6.31**	**16**	**11.12**	+9.8
EnantaPh	ENTA	...	...	16	127.77	57.17	253	74.59	+5.3
EncoreCap	ECPG	...	...	8	47.80	20.38	239	27.44	+16.8
EncorW	WIRE	.08	.2	14	58.70	40.96	85	51.79	+3.2
Endo Intl	ENDP	...	...	7	18.50	5.27	2053	9.46	+29.6
Endologix	ELGX	...	...	...dd	6.72	.59	368	.64	-10.6
EndurIntl	EIGI	...	...	...dd	10.95	5.87	243	7.25	+9.0
Energous	WATT	...	...	...dd	26.88	4.41	1029	8.15	+40.8
EngyFocus	**EFOI**	...	...	**...dd**	**3.45**	**.49**	**18**	**.73**	+17.1
EnrgyRec	ERII	...	...	...cc	10.25	6.17	183	7.60	+12.9
▲Enochian n	**ENOB**	...	...	...	**8.41**	**5.97**	**212**	**8.35**	+19.3
Enphase	ENPH	...	...	...dd	7.60	1.83	1056	5.63	+19.0
EnsignGp s	ENSG	.19f	.5	29	48.96	21.67	376	40.45	+4.3
EnstarGp	ESGR	...	...	...dd	223.45	150.32	13	169.51	+1.2
EnstrG pfE	ESGRO	1.75	7.3	...	25.00	21.52	39	24.06	+4.3
EntasisT n	ETTX	...	...	...dd	13.70	3.97	5	5.45	+33.9
EntegraFn	ENFC	...	...	17	30.70	19.18	5	22.24	+7.2
Entegris	ENTG	.28	1.0	25	39.55	23.39	1023	29.09	+4.3
EnteraBi n	**ENTX**	...	...	...	**7.60**	**2.55**	**5**	**3.26**	+6.9
EntBcpMA	EBTC	.58	1.7	18	44.14	26.96	8	34.30	+6.7
EntFinSv	EFSC	.52f	1.3	11	58.15	36.09	41	39.19	+4.1
Epizyme	EPZM	...	...	...dd	21.40	5.14	960	10.07	+63.5
ePlus s	PLUS	...	...	19	107.25	65.52	56	75.16	+5.6
Equillium n	EQ	...	...	...	19.69	5.50	5	10.48	+28.4
Equinix	EQIX	9.12	2.5	98	461.73	335.29	1033	370.68	+5.1
EqtyBcsh n	EQBK	...	...	...	44.30	31.32	124	34.30	-2.7
Ericsson	ERIC	.13e	1.5	...dd	9.45	6.00	6590	8.82	-.6
ErieInd	ERIE	3.60f	2.6	34	147.17	106.63	37	137.86	+3.4
ErytechP n	ERYP	...	...	...	23.46	5.45		7.80	+15.1
Escalade	ESCA	.50	4.0	25	15.25	10.50	2	12.53	+9.4
Esperion	ESPR	...	...	...dd	82.68	33.06	634	42.22	-8.2
EsqFnHld n	ESQ	...	...	...	29.45	17.34	2	21.73	+.1
EssaPh gs	**EPIX**	...	...	...	**5.83**	**1.87**	**5**	**3.19**	+51.9
Essendant	ESND	.56	4.4	...dd	17.08	7.20	330	12.61	+.2
EstLab n	**ESTA**	...	...	**...cc**	**30.71**	**20.05**	**52**	**27.48**	+.2
EstreAm n	ESTR	...	...	...	13.38	.92	2	2.87	+102.4
EstreAm wt	ESTRW	...	...	...	.75	.65		.71	
Eton Ph n	ETON	...	...	...	6.68	5.70	6	6.01	-1.8
Etsy n	ETSY	...	...	76	58.30	16.72	2864	51.34	+7.9
EuroTech	CLWT	...	...	7	8.45	2.00	14	3.00	+5.3
Euronet	EEFT	...	...	24	121.93	70.67	376	104.60	+2.2
Euroseas rs	**ESEA**	...	...	...	**3.87**	**.53**	**208**	**.83**	+18.6
EveloBio n	EVLO	...	...	...dd	16.75	6.51	67	13.60	+4.5
Ever-Glory	EVK	...	...	8	4.50	2.25	1	3.95	-1.1
EverQuo n	**EVER**	...	...	**...dd**	**22.09**	**4.05**	**54**	**5.57**	+33.3
Everbrdg n	EVBG	...	...	...dd	63.00	29.25	270	56.99	+.4
EvrspnTc n	MRAM	...	...	...dd	11.48	5.30	24	6.12	+9.1
EvineLive	**EVLV**	...	...	...	**1.74**	**.37**	**263**	**.56**	+40.4
EvofemBio	EVFM	...	...	...dd	12.56	1.79	23	3.99	-4.8
Evogene	**EVGN**	...	...	**...dd**	**4.20**	**1.98**	**7**	**2.10**	+6.1
EvokePhm	EVOK	...	...	...dd	3.40	1.85	18	2.55	+2.8
Evolus n	EOLS	...	...	...dd	39.50	6.75	300	15.96	+34.1
EvolvgSys	EVOL	.44	33.6	4	5.85	1.11	15	1.31	+10.5
ExOne	XONE	...	...	...dd	10.94	5.73	95	7.48	+13.0
ExactSci h	EXAS	...	...	...dd	82.85	37.36	1891	78.05	+23.7
ExelaTch n	XELA	...	...	...dd	7.34	3.40	56	3.91	+.5
Exelixis	EXEL	...	...	25	31.79	13.42	3604	24.07	+22.4
ExlSvcHld	EXLS	...	...	51	67.06	44.29	95	53.73	+2.1
Expedia h	EXPE	1.28	1.1	52	139.77	98.52	1506	114.20	+1.4
ExpdIntl	EXPD	.90f	1.3	20	78.16	59.10	1379	68.73	+.9
Exponent s	EXPO	.52	1.0	40	54.58	34.90	119	51.50	+1.6
ExtendStay	STAY	.88f	5.4	28	22.44	14.77	1429	16.32	+5.3
ExtrOilGs n	XOG	...	...	...cc	17.42	3.79	3040	4.87	+13.5
ExtrmNet	EXTR	...	...	...dd	15.55	4.81	810	6.33	+3.8
EyePtPh	EYPT	...	...	...dd	3.94	.93	186	2.22	+17.5
EyegatePh	EYEG	...	...	...	1.34	.28	212	.52	+11.8
Eyegate wt	EYEGW	...	...	...	.21	.07		.18	
Eyenovia n	EYEN	...	...	...dd	10.74	2.40	9	2.88	+1.1
Ezcorp	EZPW	...	...	7	15.10	7.45	593	8.51	+10.1
- F -									
:F5 Netwks	FFIV	...	...	22	199.71	133.14	549	165.60	+2.2
FAT Br n	FAT	.48	8.7	...cc	11.45	4.50	8	5.50	+17.0
FFBW n	FFBW	...	...	...cc	11.79	9.50	5	10.50	+4.7
FLIR Sys	FLIR	.64	1.4	27	63.88	40.52	611	44.64	+2.5
FNCB Bc n	FNCB	.20f	2.3	78	12.00	7.97	4	8.55	+1.3
FRP Hldgs	FRPH	...	...	71	67.70	41.51	8	48.61	+5.7
FS Bncp	FSBW	.56	1.2	10	66.40	41.25	5	44.95	+4.8
FSB Bcp n	FSBC	...	...	...dd	18.50	15.96	0	16.52	-2.8
FTD Cos	FTD	...	...	...dd	8.80	1.39	455	2.03	+37.2
FVCBkcp n	FVCB	...	...	60	20.51	15.53	2	17.52	-.5
Facebook	FB	...	...	27	218.62	123.02	16057	144.20	+10.0
FalcMinrl	FLMN	.90	10.3	...cc	11.70	6.71	154	8.78	+3.3
FalcMin wt	OSPRW	...	...	...	.79	.75		.79	
FDaves	DAVE	...	...	...dd	9.00	3.60	5	4.57	-.3
Fanhua	FANH	1.00	4.3	24	38.24	21.10	83	23.12	+5.3
FarmerBrs	FARM	...	...	...	33.95	22.02	24	24.84	+6.5
FarmMer s	FMAO	.60f	1.6	24	49.99	34.62	12	38.30	-.5
FarmersNB	FMNB	.32	2.4	15	16.90	11.56	22	13.07	+2.6
FaroTech	FARO	...	...	...dd	70.20	37.58	55	44.75	+10.1
Fastenal	FAST	1.60	2.9	22	61.14	47.37	1966	54.48	+4.2
FateThera	FATE	...	...	...dd	17.98	6.24	774	17.59	+37.1
Fauquier	FBSS	.48	2.5	25	26.90	17.21	0	18.95	-1.2
FedNatHld	FNHC	.32	1.7	17	26.76	14.06	18	19.36	-2.8
FedLfeG n	FLF	...	...	...	14.98	11.02	1	11.20	-.8
FenncPhr n	FENC	...	...	...	14.99	5.33	40	7.00	+9.7
Ferrogl n	**GSM**	**.24**	**9.4**	**4**	**17.40**	**1.47**	**3774**	**2.54**	+59.7
Fibrocll rs	FCSC	...	...	...	5.17	1.45	253	1.92	+28.0
FibroGen	FGEN	...	...	...dd	68.55	37.27	665	47.91	+3.5
FidD&D n	FDBC	.96	1.5	85	75.00	44.50	4	63.64	-.8
FidNasdIdx	ONEQ	2.29e	.8	...q	319.34	243.01	36	273.52	+5.2
FidelSo	LION	.48	1.7	18	28.64	21.18	134	27.59	+6.0
FidusInvst	FDUS	1.56a	12.1	8q	15.45	11.48	59	12.90	+10.4
FidsInv23 n	FDUSL	1.47	5.8	...	28.00	24.32	43	25.20	-2.1
FiestaRst	FRGI	...	...	93	30.88	13.83	205	16.72	+7.8
FifthThird	FITB	.88f	3.5	9	34.67	22.12	5022	24.92	+5.9
FifthT pf	FITBI	1.66	6.2	...	30.00	24.97	34	26.69	+3.2
51job	JOBS	...	...	92	114.63	52.15	714	64.69	+3.6
FinTcAc3 n	FTAC	...	...	...					
FinTcAc3 un	FTACU	...	...	...	10.08	9.93	33	10.04	+.4
FnclInst	FISI	.96	3.6	13	34.35	24.49	14	27.01	+5.1
Finisar	FNSR	...	...	...dd	23.68	14.25	2725	21.59	
FinjanH	FNJN	...	...	2	5.54	1.69	126	2.66	+6.0
FireEye	FEYE	...	...	...dd	20.61	13.60	3217	16.91	+4.3
FstBcpME	FNLC	1.16	4.5	14	31.61	25.00	11	25.82	-1.8
FtBcpNC	FBNC	.40	1.2	18	43.14	30.50	68	33.82	+3.6
FstBcMiss	FBMS	.20	.6	21	43.53	27.84	17	31.11	+2.8
FstBkNJ	FRBA	.12	1.0	16	15.00	11.13	19	11.53	-4.9
FstBusey rs	BUSE	.80	3.1	15	33.25	23.13	41	25.45	+3.7
FBusnFn s	FBIZ	.56	2.7	15	26.95	18.76	7	20.90	+7.1
FrstCap	FCAP	.92	2.3	18	47.42	33.72	1	40.00	-5.8
FtChoBc n	FCBP	.80	3.7	42	33.50	20.81	10	21.44	-5.1
FCtzBA	FCNCA	1.60f	.4	20	488.44	355.18	25	395.65	+4.9
FCmtyBsh	FCBC	.84	2.6	18	36.09	25.85	38	32.81	+4.2
FCmtyCp	FCCO	.40	2.1	15	26.25	18.54	10	18.80	-3.2
1stCnstBn	FCCY	.30f	1.5	14	27.00	16.15	5	19.57	-1.8
FstDefiF s	FDEF	.68	2.6	10	35.00	22.78	51	26.37	+7.6
FFnclOH	FFBC	.80	3.3	13	33.70	22.27	309	24.35	+2.7
FstFnBksh	FFIN	.84	1.4	30	66.83	44.05	136	60.21	+4.4
FstFnIN	THFF	1.02	2.6	12	53.05	37.41	122	38.87	-3.2
FstFnNwst	FFNW	.32	2.0	18	21.82	13.13	21	15.68	+1.4
FstFound s	FFWM	...	...	16	20.43	11.79	143	13.99	+8.8
FstGtyBc n	FGBI	.64b	2.9	...	28.49	19.20	2	22.05	-5.0
FsHawaii n	FHB	.96	4.0	...	32.36	21.19	868	24.23	+7.6
FIntntBcp	INBK	.24	1.0	10	42.40	18.78	40	23.31	+14.0
FIntBc26 n	INBKL	1.50	5.6	...	26.73	22.58		26.73	+10.2
FstIntBc A	FIBK	1.12	3.0	16	47.05	34.61	88	37.81	+3.4
FstMerch	FRME	.88	2.4	14	50.44	32.49	84	36.88	+7.6
FstMidIll	FMBH	.72f	2.2	15	42.46	30.01	15	33.43	+4.7
FMidBc	FMBI	.48f	2.3	15	27.70	18.10	685	21.05	+6.3
FstNwBc n	FNWB	.03p	...	43	17.65	13.56	5	15.34	+3.4
FstSavFin	FSFG	.60	1.2	7	80.01	45.36	1	51.44	-1.0
FstSolar	FSLR	...	...	29	81.72	36.51	1015	47.74	+12.4
1stSource	SRCE	1.00	2.3	15	59.33	38.44	33	43.01	+6.6
FTNDXTc	QTEC	.58e	.8	...q	83.42	63.30	336	71.08	+4.4
FtTr AbsRet	FAAR	.84e	...	...	31.50	26.33	9	26.43	-.3
FT RisDv n	SDVY	.11e	.6	...	22.04	16.68	0	18.72	+6.7
FT AsiaPc	FPA	1.01e	3.5	...q	38.10	26.70	2	28.97	+6.4
FT Europe	FEP	.65e	2.0	...q	42.49	29.87	167	32.92	+6.3
FT LatAm	FLN	2.01e	10.1	...q	23.23	17.33	4	19.90	+9.6
FT Brazil	FBZ	1.62e	11.1	...q	17.67	10.42	11	14.63	+10.5
FT China	FCA	.68e	2.8	...q	34.79	23.03	1	24.52	+3.8
FT Japan	FJP	.77e	1.5	...q	63.38	46.35	15	50.51	+5.0
FT SKorea	FKO	.59e	2.7	...q	32.08	21.65		22.21	-1.5
FT DevMkt	FDT	.96e	1.8	...q	67.22	47.40	149	51.98	+6.0
FT EmMkt	FEM	.64e	2.7	...q	31.32	22.22	252	23.91	+4.7
FT Germny	FGM	1.04e	2.6	...q	55.51	36.33	9	40.10	+6.4
FT Canada	FCAN	.29e	1.3	...q	27.35	19.30	4	21.96	+9.0
FT UK	FKU	1.57e	4.6	...q	43.39	30.81	2	34.11	+6.6
FT SwitzId	FSZ	.78e	1.7	...q	56.74	42.15	2	46.00	+4.9
FT HKong	**FHK**	**2.82e**	**7.9**	**...q**	**46.25**	**32.03**	**0**	**35.54**	+6.7
FT IndNif50	FTW	1.47e	3.8	...q	39.68	35.15		39.03	
FT EmMSC	FEMS	1.65e	5.0	...q	47.47	31.42	29	33.23	+3.2
FTDvMkSC	FDTS	.97e	2.8	...q	48.51	31.63	0	34.82	+4.5
FT EurzAlp	FEUZ	.50e	1.4	...q	48.43	32.99	8	36.12	+5.7

Name	Ticker Symbol	Div	Yield	PE	52-week High	52-week Low	Vol 1000s	Last	YTD %Chg
FstT BICK	BICK	.34e	1.3	...q	33.60	23.64	3	25.84	+4.4
FtTrInOp n	FCEF	.36	1.8	...	23.00	17.84	7	20.10	+6.4
FtTrMun n	MCEF	...	...	...	19.04	16.96	1	17.72	+2.8
FtTrOpp n	FIXD	1.52	3.1	...	50.68	48.29	46	49.43	+.2
FTNsdGrid	GRID	.19e	.5	...q	53.73	37.28	1	41.58	+6.5
FTMltAInc	MDIV	1.20e	6.8	...q	19.45	16.21	56	17.69	+5.1
FTNsqTDv	TDIV	.86e	2.5	...q	38.86	31.08	163	34.21	+3.2
FTLwDOpp	LMBS	1.41	2.8	...q	51.75	50.78	299	51.10	+.1
FT BuyInc	FTHI	.96	4.6	...q	24.00	19.17	3	20.73	+2.8
FT StratInc	FDIV	2.34	4.9	...	52.20	45.24	2	47.85	+3.4
FT HdgBuy	FTLB	.66	3.2	...q	23.65	18.99	4	20.71	+2.5
FTEnhSht	FTSM	1.11	1.9	...q	60.10	59.78	1159	59.85	
FT RisDiv	RDVY	.40e	1.4	...q	32.00	24.74	98	27.60	+4.1
FT SSICv	FCVT	.48a	1.7	...q	31.10	25.43	10	28.55	+3.7
FT DWF5	FV	.18e	.7	...q	31.80	23.32	390	27.09	+7.3
FT SPIntDv	FID	.86e	5.3	...q	19.83	14.93	3	16.34	+3.4
FT AmIndR	AIRR	.08e	.3	...q	28.70	20.44	22	23.35	+7.7
FT AI Rob n	ROBT	.07p	...	...	32.86	24.30	5	27.64	+7.5
FT US Eq	RNDV	.35e	1.8	...	23.04	18.38		20.00	+3.0
FT SmCap	RNSC	.22e	1.1	...	23.70	17.64	1	20.02	+7.6
FT MdCap	RNMC	.19e	...	...	23.12	17.65	3	19.80	+6.2
FT LgCap	RNLC	.18e	...	...	23.27	17.97	3	20.28	+4.5
FT EM SI n	RNEM	1.25e	...	...	59.26	52.64		53.93	
FT DevInt	RNDM	.45e	...	...	55.12	44.00	1	47.04	+4.3
FTNsTrn ef	FTXR	.33e	1.5	...	27.65	20.65	1	22.72	+5.0
FT QualInc	QINC	.60e	2.3	...q	25.90	23.81		25.67	
FTNsSem ef	FTXL	.14e	.5	...	36.21	23.86	1	26.88	+4.4
FsTrNsRt ef	FTXD	.82e	3.8	...	25.09	19.12	6	21.39	+2.6
FTNasPh ef	FTXH	.51e	2.5	...	23.94	17.94	1	20.05	+4.4
FTNsOil ef	FTXN	.37e	2.0	...	26.12	15.36	3	18.31	+11.6
FTNaFood ef	FTXG	.32e	1.7	...	21.28	17.50	0	18.75	+3.9
FTNsBk ef	FTXO	.40e	1.7	...	32.44	20.82	240	23.54	+5.8
FTDorW n	FVC	.17e	.7	...	29.78	21.71	58	25.11	+7.2
FT DWInt	IFV	.32e	1.7	...q	24.24	16.80	204	18.61	+6.8
FTEMCur	FEMB	2.68e	7.1	...q	45.95	35.44	13	37.77	+2.0
FT MunHI n	FMHI	1.68	3.4	...	51.10	49.18	0	49.98	
FT RivAsia	RFAP	1.14e	2.3	...	64.93	46.05	1	50.33	+5.9
FT RivDev	RFDI	1.09e	2.0	...	68.99	49.35	88	54.02	+5.4
FT RvfrDyE	RFEM	1.12e	1.9	...	79.04	54.05	304	58.19	+3.9
FT RivEur	RFEU	.95e	1.7	...	70.58	50.33	15	55.26	+5.0
FT CA Mun	FCAL	1.50	3.0	...	53.00	48.91	1	50.22	
FTCapStrn	FTCS	.59e	1.2	...q	55.99	45.02	342	49.26	+2.0
FTN100ExT	QQXT	.14e	.3	...q	53.48	43.00	6	48.53	+6.3
FsTrGrEn	QCLN	.08e	.4	...q	21.73	16.31	14	18.70	+6.1
FTrTUSAlp	TUSA	.24e	.8	...q	36.63	27.63	1	31.08	+5.8
FstTrDrcy ef	DWPP	.27e	1.0	...	30.85	24.29	4	27.14	+5.0
FTCloudC	SKYY	.13e	.3	...q	57.07	44.10	191	51.38	+6.0
FTNdqAuto	CARZ	.88e	2.7	...q	45.00	30.33	6	32.88	+4.9
FT EurE n	FPXE	...	...	...	19.49	16.44	0	17.62	+6.3
FT GblAg rs	FTAG	.38e	1.7	...q	29.98	21.29		22.20	-.2
FT GblNRs	FTRI	.45e	3.9	...q	13.25	10.60	0	11.50	+5.3
FT Cybersc	CIBR	.03e	.1	...q	28.92	21.84	198	24.49	+4.6
FTIntlIPO	FPXI	.28e	.9	...q	39.87	29.52	9	31.85	+5.1
FTSenLoan	FTSL	1.83	3.9	...q	48.38	45.32	617	47.23	+3.8
FTTactHY	HYLS	2.64	5.6	...q	49.08	44.43	152	46.88	+4.5
FT GlbCmd	FTGC	.26e	...	...q	21.88	17.75	39	18.50	+3.2
FT MgdMu	FMB	1.35	2.6	...q	53.61	51.51	74	52.67	+.1
FTNDXEq	QQEW	.27e	.5	...q	64.33	51.19	107	57.73	+5.7
FT NsdABA	QABA	.75e	1.6	...q	58.63	40.81	20	45.62	+5.9
FTSmartph	FONE	.86e	2.0	...q	55.89	41.69	0	43.74	+2.4
FstUSBcsh	FUSB	.08	1.1	23	13.62	7.60	4	7.60	-4.4
FstUtdCp	FUNC	.36	2.2	8	24.32	14.75	14	16.51	+3.7
First LI s	FLIC	.68	3.3	6	29.90	17.53	50	20.87	+5.5
FsthdTech	SVVC	.03e	...	...q	17.74	8.86	119	13.25	+18.3
FstSvc n	FSV	.54	.7	39	90.21	62.90	16	73.03	+6.6
Fiserv s	FISV	...	...	35	82.79	62.76	1362	74.38	+1.2
FiveBelow	FIVE	...	...	...cc	136.13	60.00	1595	122.66	+19.9
FivePrime	FPRX	...	...	...dd	22.85	7.84	409	9.64	+3.7
FiveStar h	FVE	...	...	...dd	1.65	.31	55	.68	+41.7
Five9	FIVN	...	...	...dd	49.50	22.55	477	47.02	+7.5
Flex Ltd	FLEX	...	...	8	19.71	6.74	10197	7.98	+4.9
FlexPhm n	**FLKS**	...	...	**...dd**	**8.98**	**.26**	**1233**	**.35**	+6.1
FlxGlbImp	ESGG	...	...	...	101.95	79.67	9	88.09	+3.2
FlxRAstAlo	ASET	...	...	...	29.37	24.89	4	26.64	+5.2
FlxUSQLgC	QLC	...	...	...q	36.38	28.33	4	31.32	+3.9
FlxUSLgCp	LKOR	.41e	...	...q	55.03	47.12	1	48.73	+.3
FlxUSCpBd	SKOR	1.24	2.5	...	50.61	48.38	41	48.97	+.2
FlxDisDur	MBSD	.62e	2.7	...q	23.69	22.62	1	22.99	+.4
FlexSh h	FPAY	...	...	...	4.80	.66	99	.80	+5.0
FlexionTh	FLXN	...	...	...	29.10	10.98	589	13.22	+16.8
Flexstl	FLXS	.88	3.4	...	49.98	21.47	14	25.88	+17.2
Fluent Inc	FLNT	...	...	...	6.95	1.95	204	4.23	+17.5
Fluidigm	FLDM	...	...	...dd	9.56	4.65	1139	8.80	+2.1
FlushFn	FFIC	.80	3.6	13	29.55	20.27	32	22.51	+4.6
Foamix	FOMX	...	...	...	7.60	3.21	135	3.95	+10.0
FocFin A n	FOCS	...	...	...dd	49.52	22.61	38	27.47	+4.3
Fonar	FONR	...	...	8	30.10	19.63	12	20.07	-.8
ForeScTc n	FSCT	...	...	...dd	40.96	22.01	633	27.01	+3.9
ForshtAut n	FRSX	...	...	...	7.30	1.47	6	1.84	+10.6
FormFac	FORM	...	...	45	17.15	11.10	287	13.99	-.7
FormulaSy	FORTY	.68e	1.8	...	45.65	32.55	1	38.00	+6.6
ForrestR	FORR	.80	1.8	56	50.00	36.19	73	43.30	-3.1
Forterra n	FRTA	...	...	8	12.30	3.25	126	4.62	+22.9
Fortinet	FTNT	...	...	...cc	94.37	43.48	1513	73.21	+3.9
FortressBio	FBIO	...	...	...dd	5.54	.49	197	1.16	+34.9
FortB pfA	FBIOP	2.34	14.2	...	23.96	11.90	2	16.50	+14.7
FortySev n	**FTSV**	...	...	**...dd**	**23.83**	**12.02**	**183**	**15.91**	+1.2
ForMrII un	FMCIU	...	...	...	10.20	9.95	13	10.20	+.8
ForwrdA	FWRD	.72f	1.3	24	72.81	51.00	69	57.51	+4.8
Forward	FORD	...	...	24	4.45	1.20	18	1.42	+9.2
ForwdPh	FWP	23.12e	...	...	5.75	.71	9	.99	+26.9
Fossil Grp	**FOSL**	...	...	**...dd**	**32.17**	**7.16**	**3352**	**17.17**	+9.2
Foster	FSTR	.16	.9	...dd	30.30	13.91	28	18.31	+15.2
FoxFactory	FOXF	...	...	41	76.77	33.20	272	64.87	+10.2
Francesca	**FRAN**	...	...	**...dd**	**8.48**	**.64**	**1364**	**.77**	-20.3
FrankElec	FELE	.48	1.0	26	51.45	38.45	73	45.72	+6.6
FredsInc	FRED	.24	8.8	...dd	4.30	1.30	347	2.72	+43.9
FrghtCar lf	RAIL	.36	4.8	9	20.14	6.49	59	7.47	+11.7
FreqElec	FEIM	...	...	...dd	12.00	7.30	17	10.18	-4.0
Freshpet	FRPT	...	...	...dd	40.58	15.67	112	35.20	+9.5
frntdoor	FTDR	...	...	46	49.92	20.66	476	26.43	-.7
Fronteo	FTEO	...	...	...	23.31	12.01		13.86	+15.4
Frontr rs	FTR	2.40	95.2	...	11.64	2.01	2166	2.52	+5.9
FuelTech	FTEK	...	...	...dd	1.83	.96	59	1.31	+9.7
FuelCell rs	FCEL	...	...	...dd	2.17	.47	2449	.55	-.7
FulgentG n	**FLGT**	...	...	...	**5.56**	**3.02**	**97**	**4.23**	+33.4
FulingGbl n	**FORK**	...	...	...	**5.20**	**2.35**	**5**	**3.51**	-8.8
FullHseR	FLL	...	...	...dd	3.86	1.96	17	2.31	+14.4
FultonFncl	FULT	.48a	3.0	17	19.55	14.38	1093	16.12	+4.1
Funko n	FNKO	...	...	60	31.12	6.12	505	16.16	+22.9
FusionCon	FSNN	...	...	...dd	4.42	2.57		3.30	
FutFintch lf	FTFT	...	...	...	6.06	.49	21	.76	+25.0
FuweiF rs	**FFHL**	...	...	**...dd**	**4.65**	**1.70**	**4**	**2.24**	+4.7
- G -									
:GWilliFood	WILC	...	...	22	7.36	6.37	6	7.05	+.9
G1Thera n	GTHX	...	...	...	69.57	15.21	278	20.49	+7.0
GCI Lb A n	GLIBA	...	...	...dd	55.47	38.72	389	43.06	+4.6
GCI Lb pfA	GLIBP	.88e	...	...	27.99	18.40	2	24.30	+.3
GDS Hld n	GDS	.46p	...	...	46.18	18.59	735	27.01	+17.0
GSE Sy	GVP	...	...	11	3.85	2.00	18	2.46	+17.1
GSI Tech	**GSIT**	...	...	**...dd**	**8.94**	**4.62**	**35**	**6.70**	+30.4
GSV Cap	GSVC	...	...	4	9.39	4.99	82	5.90	+13.0
GTY TchHl	GTYH	...	...	...cc	10.30	9.76	278	10.14	+.9
GTY Tc un	GTYHU	...	...	...	11.00	10.10		10.10	
GTY Tch wt	GTYHW	...	...	...	1.35	1.20		1.29	
G-III s	**GIII**	...	...	**15**	**51.20**	**25.43**	**1370**	**29.77**	+6.7
GTx Inc rs	GTXI	...	...	...dd	25.60	.74	154	.97	+23.7
GW Pharm	GWPH	...	...	...dd	179.65	90.14	843	125.34	+28.7
GWG Hldgs	GWGH	4.30e	...	...dd	13.10	4.80	4	7.90	-10.5
GabMedM n	MOGLC	...	...	...	100.04	99.96		100.04	
GabFood n	FOANC	...	...	...	100.04	99.96		99.96	
Gab RBI n	GRBIC	...	...	...					
Gaiam A	GAIA	...	...	...dd	22.75	9.36	87	11.87	+14.6
Galapag n	GLPG	...	...	...	122.28	85.00	54	106.62	+16.2
GalectinTh	GALT	...	...	...	9.49	3.10	224	4.50	+31.2
GalmedPh	GLMD	...	...	14	27.06	3.61	43	8.91	+30.5
Gamida n	GMDA	...	...	...	15.41	7.99	3	10.24	+3.0
Gam&Lsr n	GLPI	2.72f	7.9	19	36.97	31.19	838	34.25	+6.0
GamngPtrs	GPIC	.12e	...	...	13.44	7.69	1	13.00	
Garmin	GRMN	2.12	3.2	20	70.77	57.01	546	66.05	+4.3
GarrisnCap	GARS	1.12	16.4	8	8.95	6.03	18	6.85	+6.5
Gemphire n	GEMP	...	...	...	11.43	.57	45	.86	+6.4
Gencor s	GENC	...	...	9	17.45	10.50	14	11.98	+9.2
GenFin	GFN	...	...	...dd	16.15	6.70	43	10.99	+8.7
GenFin pfC	GFNCP	8.90	8.9	...	105.85	96.00	0	99.82	+.3
GenFin 21	GFNSL	2.03	8.1	...	26.24	23.20	5	25.04	+.3
GeneticT rs	**GENE**	...	...	...	**2.05**	**.51**	**55**	**.85**	+54.5
GeniusBr n	**GNUS**	...	...	...	**3.44**	**1.89**	**14**	**2.22**	+3.3
GenMark	GNMK	...	...	...dd	8.81	3.58	326	6.39	+31.5
GenoceaB	GNCA	...	...	...dd	1.25	.28	44	.57	+98.6
Genomic	GHDX	...	...	99	92.18	30.04	325	70.28	+9.1
Genprex n	GNPX	...	...	...dd	19.45	.95	15	1.47	+33.6
Gentex	GNTX	.44	2.0	13	25.41	17.80	2633	21.97	+8.7
Gentherm	THRM	...	...	48	50.30	30.18	228	43.13	+7.9
GeospcT hs	GEOS	...	...	...dd	15.93	9.18	25	13.05	+26.6
GerABcp s	GABC	.60	2.0	17	38.20	26.20	43	30.36	+9.3
GeronCp	GERN	...	...	...dd	6.99	.96	1746	1.18	+18.0
Gevo rs	GEVO	...	...	...	24.74	1.79	66	2.60	+32.7
Gibraltar	ROCK	...	...	18	49.10	30.06	244	36.39	+2.2
GigaMda rs	GIGM	...	...	...dd	4.37	2.36	11	2.94	-2.2
GilatSatell	GILT	...	...	66	10.74	7.36	15	9.18	+.2
GileadSci	GILD	2.28	3.4	8	89.54	60.32	5611	68.04	+8.8
GlacierBc	GBCI	1.04a	2.5	22	47.67	35.77	166	41.93	+5.8
GladstnCap	GLAD	.84	10.3	8	9.87	6.41	54	8.18	+12.1
Gladst24 pf	GLADN	1.50	6.0	...	26.12	22.88	0	24.98	+1.2
GladstnCm	GOOD	1.50	7.7	...dd	20.83	16.78	94	19.59	+9.3
GladCm pfA	GOODP	1.94	7.5	...	27.25	24.60	0	25.94	+4.0
Gladstn pfB	GOODO	1.88	7.2	...	28.99	24.02	0	26.00	+2.2
GladCm pfD	GOODM	1.75	7.1	...	26.25	23.03	1	24.50	+5.2
GladstInv	GAIN	.82a	7.9	25	12.26	8.70	147	10.32	+10.7
GldsInv pf D	GAINM	1.56	6.2	...	28.09	24.36	3	25.05	+.2
GladstIn pfE	GAINL	1.59	6.4	...	25.63	23.25	2	24.98	+4.7
GladstLnd	LAND	.53	4.3	32	13.95	11.12	111	12.47	+8.6
GladLnd pfA	LANDP	1.59	6.2	...	27.95	25.00	1	25.48	+.1
GlenBurnie	GLBZ	.40	3.9	14	13.55	10.00	1	10.31	-1.2
GblBldT n	GBT	...	...	...dd	68.05	30.15	789	44.64	+8.7
GblEagEnt	ENT	...	...	...dd	3.22	.87	156	2.34	+4.9
GlbIndem	GBLI	1.00	2.9	16	43.49	31.78	9	34.97	-3.5
GlbIndm 45	GBLIZ	1.94	7.8	...	26.01	22.20	2	24.98	+4.6
GlbIndem 47	GBLIL	1.97	7.9	...	26.10	23.07	1	24.95	+4.1
GlSlfStor n	SELF	.26	6.5	...	4.64	3.77	24	4.00	+2.0
GlWatRs n	GWRS	.29e	2.9	...	11.61	8.40	21	9.89	-2.5
GbXSpdvRE	SRET	1.24	8.6	...q	15.99	13.22	61	14.44	+6.4
GblXSocM	SOCL	...	...	...q	39.03	26.28	52	29.86	+8.4
GbXChiCm	CHIC	.07e	.3	...q	34.11	20.91	11	23.93	-.3
GbX Ecm n	EBIZ	...	...	...	16.13	13.89	3	14.93	+7.5
GbX Auto n	DRIV	...	...	...	15.78	11.34	3	12.32	+5.7
GblX SupDv	EFAS	...	...	...	19.06	14.52	1	15.79	+4.7
GblXYldco	YLCO	.51	4.3	...q	12.65	11.06	1	11.90	+5.9
GblX Rob n	BOTZ	...	...	...	27.42	16.01	691	17.65	+5.4
GlbXCon ef	KRMA	...	...	...	21.53	17.55	36	19.19	+4.7
GblXMilTh	MILN	...	...	...	23.96	18.56	5	20.75	+5.5
GbX Longv	LNGR	...	...	...	22.79	18.03	0	20.10	+5.9
GlX Intrn n	SNSR	...	...	...	21.41	15.39	21	17.05	+5.6
GbX HlthW	BFIT	...	...	...	19.91	16.29	3	18.25	+3.7
GblXSupdiv	ALTY	1.25	8.9	...q	16.00	12.89	1	14.08	+5.9
GlX Fintc n	FINX	...	...	...	29.32	20.66	45	23.49	+6.3
GlXCatholc	CATH	...	...	...	36.54	29.28	4	31.72	+4.3
▲GluMobile	GLUU	...	...	...dd	9.08	3.02	1958	9.09	+12.6
GlycoMim	GLYC	...	...	...dd	26.05	8.29	251	10.98	+15.9
Gogo	GOGO	...	...	...dd	11.36	2.64	2325	3.70	+23.7
GolLNGLtd	GLNG	.50f	2.1	...	35.54	20.49	1058	23.83	+9.5
GolLNGPt	GMLP	1.62m	12.2	...	23.46	10.23	295	13.25	+22.7
GolrLNG pf	GMLPP	2.19	8.7	...	26.70	21.26	22	25.05	+5.5
GoldBull n	DNJR	...	...	...	9.46	3.35	13	8.74	+34.5
GoldenEnt	GDEN	...	...	32	34.45	13.25	99	18.58	+16.0
GoldenOc rs	GOGL	.60f	8.9	11	10.05	5.70	165	6.77	+9.9
GolubCap	GBDC	1.28a	7.5	12	19.89	16.21	273	17.12	+3.8
GoodTimes	GTIM	...	...	...dd	5.25	2.25	25	2.50	
Goodyear	GT	.64	3.0	8	36.07	18.79	4524	21.52	+5.4
GoosehIn n	**GSHD**	...	...	**...dd**	**38.18**	**10.78**	**259**	**29.10**	+10.7
GoPro	GPRO	...	...	...dd	7.60	4.00	4435	4.89	+15.3
▲GordPoin n	GRAQ	...	...	...	10.05	9.70	18	10.05	+.5
GordPnt wt	GPAQW	...	...	...					
GordPoi un	GPAQU	...	...	...	10.50	9.97	10	10.36	-.2
Gores III un	GRSHU	...	...	...	10.65	9.94		10.03	-.2
GovPrpIT rs	GOV	...	...	11	73.36	26.16		27.48	
GovPrpIT46	GOVNI	1.47	6.5	...	25.95	20.87	27	22.50	+1.7
GrCanyEd	LOPE	...	...	21	130.10	85.14	404	94.91	-1.3
Gravity s	GRVY	...	...	39	54.49	15.44	19	44.60	+6.3
GrElCp hn	GECC	1.24	15.6	...	10.45	7.47	28	7.94	+1.1
GrElm22 n	GECCL	1.63	6.6	...	26.97	23.03	4	24.80	+.6
GrElm25 n	GECCM	1.69	6.9	...	25.58	23.50	2	24.49	+.9
GrElm hn	GEC	...	...	...	4.15	2.88	23	3.43	+1.5

Name	Ticker Symbol	Div	Yield	PE	52-week High	52-week Low	Vol 1000s	Last	YTD %Chg
GrLkDrge	GLDD	...	...	...dd	7.94	4.15	196	7.19	+8.6
GrtSoBc	GSBC	1.28f	2.6	14	61.65	43.30	12	49.10	+6.7
GreenBrick	GRBK	...	...	11	12.50	6.65	22	8.35	+15.3
GreenPlns	GPRE	.48	3.6	...dd	21.90	12.00	325	13.46	+2.7
GrnP LP n	GPP	1.90	12.9	8	19.00	13.30	29	14.75	+8.7
Greensky n	GSKY	...	...	34	27.02	8.30	623	9.97	+4.2
GrCB NY s	GCBC	.40	1.3	20	38.00	28.85	2	30.72	-1.3
GreenlAc rt	**GLACR**	...	...	...	**.69**	**.25**	**11**	**.42**	-6.9
GreenlAc un	GLACU	...	...	...	11.17	10.00	0	10.40	+1.3
GreenlAc n	GLAC	...	...	...	9.92	9.63		9.88	-.2
Greenlight	GLRE	...	...	...dd	21.45	8.36	157	9.63	+11.7
Greenpro n	**GRNQ**	...	...	...	**22.70**	**2.20**	**1**	**4.68**	-.4
▼GrdsmHld n	**GSUM**	...	...	...	**13.99**	**1.38**	**1895**	**1.50**	-32.7
Griffin	**GRIF**	**.45f**	**1.4**	...	**46.50**	**27.98**	**1**	**31.05**	-2.7
GrifolsSA s	GRFS	.46e	2.4	...	25.18	17.42	1003	19.24	+4.8
GrinrdSh n	**GRIN**	...	...	...	**20.50**	**5.32**	**7**	**6.40**	+2.6
GritstOnc n	GRTS	...	...	...	32.90	11.22	224	17.82	+15.3
Groupon	GRPN	...	...	...	5.65	2.80	3453	3.57	+11.6
GpAeroCN	OMAB	1.71e	3.9	16	58.10	33.39	124	43.35	+14.0
GrpoFin	GGAL	.36e	1.1	...	73.45	18.30	695	33.44	+21.3
GuarBcs n	GNTY	.68f	2.2	19	37.36	28.34	11	30.62	+2.7
GuarFBc	GFED	.52f	2.4	31	27.39	20.11	4	21.60	-1.1
GuardntH n	GH	...	...	...	49.55	27.04	457	41.54	+10.5
GulfIsland	GIFI	.04	.5	...dd	13.95	6.85	21	8.59	+19.0
GulfRes	GURE	...	...	...dd	1.66	.65	3	.98	+25.6
GulfportE	GPOR	...	...	3	13.44	6.18	4066	8.08	+23.4
Gyrodyne n	GYRO	2.50e	...	...	21.16	16.76	1	19.00	+9.9
- H -									
:H&E Eqp	HEES	1.10	4.5	8	44.24	18.12	236	24.71	+21.0
HD Supply	HDS	...	...	24	46.29	34.49	3112	38.19	+1.8
HF Foods n	HFFG	...	...	...cc	15.70	9.80	1	13.19	-.8
HL Acqui n	HCCH	...	...	...dd	10.47	9.50		9.85	
HL Acq un	HCCHU	...	...	...	10.43	10.05		10.33	-.2
HL Acq rt	HCCHR	...	...	...	.76	.30		.30	-60.1
HMN Fn	HMNF	...	...	19	21.90	18.05	4	19.68	+.3
HMS Hldgs	HMSY	...	...	75	38.15	14.88	481	29.85	+6.1
HTG Mol h	HTGM	...	...	...dd	5.83	2.13	126	2.51	-1.2
HV Bcp n	HVBC	.50e	...	...	17.50	13.75	0	14.91	-.5
HabitRest	HABT	...	...	94	18.30	8.10	213	11.32	+7.8
HackettGp	HCKT	.34	2.0	16	22.84	15.03	49	16.91	+5.6
Hailiang n	HLG	...	...	...	88.92	40.02	10	46.80	-6.4
HainCels lf	HAIN	...	...	...	41.33	15.01	1477	17.92	+13.0
HalladorE	HNRG	.16	3.0	6	7.98	4.75	25	5.28	+4.1
HallmkFn	HALL	...	...	41	11.58	8.62	10	10.58	-1.0
Halozyme	**HALO**	...	...	**51**	**21.48**	**13.24**	**1179**	**15.93**	+8.9
HamiltnBc	HBK	...	...	...dd	16.24	13.50		14.37	+3.4
HamilLa n	HLNE	.85	2.3	30	54.59	30.52	108	36.48	-1.4
HancJaf n	HJLI	...	...	...dd	5.64	1.33	17	1.50	+1.7
HancWhit	HWC	1.08	2.9	13	56.40	32.59	554	37.62	+8.6
HancWht 45	HWCPL	1.49	5.9	...	26.54	22.58	15	25.35	+4.9
HanmiFin	HAFC	.96	4.6	11	32.46	17.56	178	20.70	+5.1
Hanwha rs	HQCL	...	...	25	9.84	5.40	14	9.81	+.4
HarbrOne n	HONE	...	...	51	20.01	14.90	74	15.76	-.8
Harmonic	HLIT	...	...	...dd	6.32	2.90	341	4.84	+2.5
▲HarrowHl	**HROW**	...	...	**...dd**	**6.50**	**1.45**	**603**	**6.48**	+13.9
HartGImp n	HFGIC	...	...	...	100.11	99.90		100.10	+.2
HrvrdBio	HBIO	...	...	66	6.70	2.96	171	3.28	+3.1
HarvCapCr	HCAP	1.14a	10.7	8	11.84	9.31	18	10.67	+6.2
HarvCr22 n	HCAPZ	1.53	6.1	...	27.50	24.25	1	25.20	+.6
Hasbro	HAS	2.52	3.0	53	109.60	76.84	973	85.25	+4.9
HawHold	HA	.48	1.6	4	44.25	24.81	580	29.50	+11.7
Hawkins	HWKN	.45	1.0	22	44.03	30.55	23	43.64	+6.6
HawthornB	HWBK	.40	1.7	16	24.88	19.23	6	23.12	+9.9
HaymkAc n	HYAC	...	...	...	10.09	9.50	263	10.05	+.4
HaymkA wt	HYACW	...	...	...	.80	.77		.77	
HaymkA un	HYACU	...	...	...	11.00	9.88	131	10.60	+.5
HaynesIntl	HAYN	.88	2.9	...dd	45.14	24.46	42	30.52	+15.6
HlthCSvc	HCSG	.78	1.8	...	56.20	35.04	296	42.18	+5.0
HlthInsInn	HIIQ	...	...	24	63.13	21.20	668	32.10	+20.1
HealthEqty	HQY	...	...	53	101.58	47.23	1360	56.03	-6.1
HlthStrm	HSTM	1.00e	...	59	31.86	21.15	59	24.92	+3.2
HrtlndEx	HTLD	.08	.4	21	23.89	17.00	183	19.33	+5.6
HeartFn	HTLF	.56	1.2	15	61.95	41.88	47	45.55	+3.6
HeatBio rs	HTBX	...	...	...	4.50	.95	294	1.26	+28.6
HebronTc n	**HEBT**	...	...	**...dd**	**2.65**	**.50**	**20**	**1.00**	+18.1
HeidrkStr	HSII	.52	1.6	...dd	45.29	20.95	56	32.99	+5.8
HelenTroy	HELE	...	...	15	145.47	81.10	655	114.24	-12.9
HeliosM rs	**HMNY**	...	...	...	**2662.50**	**.01**	**15553**	**.02**	+6.3
Helius Med n	HSDT	...	...	...dd	13.20	7.47	67	8.78	-4.1
HemisMda	HMTV	...	...	...	14.25	10.50	19	12.56	+3.5
HennesAd s	HNNA	.44f	4.2	5	20.00	9.69	8	10.60	+5.9
HSchein s	HSIC	...	...	31	91.35	62.56	3458	79.48	+1.2
HrtgeCo	HTBK	.44	3.5	14	18.10	10.84	193	12.46	+9.9
HrtgeFn	HFWA	.68f	2.2	21	37.40	27.98	95	30.64	+3.1
HeritCryst	HCCI	...	...	36	28.71	18.00	45	24.73	+7.5
HernTher h	HRTX	...	...	...dd	42.90	18.25	1100	26.00	+.2
HerzfldCrb	CUBA	.31e	...	...q	7.54	4.79	7	5.35	+9.2
HeskaCorp	HSKA	...	...	76	114.50	56.59	17	92.54	+7.5
Hexindai n	HX	.40p	...	...	13.52	1.87	790	2.90	+16.0
Hibbett	HIBB	...	...	10	29.60	13.08	427	15.87	+11.0
HighSenLn	SNLN	.79	4.5	...q	18.41	16.62	207	17.65	+2.7
HighpwrInt	HPJ	...	...	1	4.45	2.07	31	2.33	+7.4
HghwyH	HIHO	.35e	11.9	...	6.55	2.27	1	2.93	+14.6
HimaxTch	HIMX	.10e	2.5	6	10.86	3.03	1678	3.97	+15.7
HingmSv	HIFS	1.48f	.7	18	233.13	194.03	3	202.84	+2.6
Histogen h	**HSGX**	...	...	**...dd**	**3.35**	**.08**	**5891**	**.18**	+98.9
Hollysys	HOLI	.18e	1.0	8	28.35	16.00	244	18.78	+7.3
Hologic	HOLX	...	...	...dd	45.17	35.10	1943	42.56	+3.6
HomeBLA	HBCP	.80f	2.2	15	48.47	32.59	13	36.91	+4.3
HomeBcs s	HOMB	.48	2.7	17	25.38	15.35	503	18.04	+10.4
HmFdB LA	HFBL	.56	1.8	19	37.30	25.64		30.70	+4.2
HomeStreet	HMST	...	...	25	32.60	20.50	363	25.62	+20.7
HometBk n	HMTA	.16	1.2	...	16.50	11.06	0	13.28	+12.1
HomeTrBc	HTBI	.06p	...	23	30.00	24.00	67	26.11	-.3
HomolMd n	FIXX	...	...	...dd	26.50	15.07	95	24.78	+10.8
HookerFu	HOFT	.60f	2.1	10	49.85	24.85	31	28.75	+9.1
HopeBcp	HOPE	.56	4.2	12	19.86	11.37	927	13.23	+11.6
▲HopFedBc	HFBC	.28	1.5	25	18.92	13.03	131	18.85	+41.8
HorizBcp s	HBNC	.40	2.4	14	22.13	14.79	80	16.33	+3.5
HorizPhm	HZNP	...	...	...dd	23.38	12.55	1148	21.53	+10.2
HorizTFn	HRZN	1.20	10.3	11q	12.10	9.92	57	11.70	+4.0
Hor OEXcc	QYLD	2.26e	10.9	...q	25.50	20.37		20.68	
HorzDAX	DAX	.60m	2.5	...	34.00	23.98		24.00	
HospPT	HPT	2.12	8.1	10	29.77	22.47	819	26.05	+9.1
HostessBr n	TWNK	...	...	21	15.04	9.87	370	11.35	+3.7
Hostess wt	TWNKW	...	...	...	2.41	2.17		2.23	
HoughMH	HMHC	...	...	...dd	10.51	5.10	558	10.28	+16.0
HoustWC	HWCC	.12m	2.1	...	9.32	4.76	26	5.62	+11.1
HovnEn pf A	HOVNP	...	...	...	8.02	1.65		2.06	-17.4
HowardBcp	HBMD	...	...	23	23.60	13.27	5	15.05	+5.2
HuazhuGr	HTHT	.34e	1.1	26	49.60	24.90	773	31.50	+10.0
HubGroup	HUBG	...	...	23	56.60	34.02	177	41.13	+11.0
HudsonGbl	HSON	.20	14.3	...dd	2.44	1.30	5	1.40	+3.7
HudsonTc	HDSN	...	...	8	6.98	.70	349	1.23	+38.2
HuntJB	JBHT	.96	1.0	13	131.74	88.38	645	97.10	+4.4
HuntMar un	HUNTU	...	...	...	10.94	9.90		10.08	
HunterMar	HUNT	...	...	...	10.90	9.71	1	10.00	+.7
HuntMar wt	HUNTW	...	...	...	.40	.30		.37	
HuntBncsh	HBAN	.56	4.5	12	16.60	11.12	8605	12.56	+5.4
HuntBcs pf	HBANO	1.56	6.2	...	27.60	24.25	63	25.20	+1.5
HuntB pfC	HBANN	1.47	5.9	...	26.20	24.14	1	24.77	+.2
Str 7handl n	HNDL	...	...	...	25.98	21.64	2	22.65	+1.9
Hurco	HURC	.44	1.2	12	50.50	31.96	7	37.56	+5.2
HuronCon	HURN	...	...	...dd	57.00	32.05	66	50.78	-1.0
HutChMd n	HCM	...	...	...	41.98	20.83	134	22.46	-2.7
HuttigBld	HBP	...	...	...dd	7.59	1.57	10	2.19	+21.7
Hydrognc	HYGS	...	...	...dd	11.39	3.80	42	6.18	+23.6
HyreCar n	HYRE	...	...	...dd	6.50	1.54	73	3.48	+45.6
- I -									
:i3 Vert n	IIIV	...	...	...	27.09	13.79	69	25.17	+4.4
IAC Inter	IAC	1.36	.7	41	223.54	128.80	643	185.33	+1.3
IBEX Hl n	IBEX	...	...	...					
ICAD	ICAD	...	...	...dd	4.68	2.43	66	4.11	+11.1
ICC Hld n	ICCH	...	...	...cc	16.77	13.26		14.35	+5.1
ICF Intl	ICFI	.56	.9	20	82.25	50.10	48	65.18	+.6
ICU Med	ICUI	...	...	...cc	321.70	210.94	247	232.58	+1.3
IClickInt n	**ICLK**	...	...	**...dd**	**9.79**	**2.72**	**103**	**3.48**	+3.3
ID Syst	IDSY	...	...	...dd	8.05	5.01	34	5.87	+5.0
IdexxLab s	IDXX	...	...	54	256.22	163.46	302	192.72	+3.6
IES Hldgs	IESC	...	...	...cc	20.25	14.61	11	16.96	+9.1
IF Bancp	IROQ	.25	1.2	23	25.04	18.70	0	20.30	+.9
IFresh n	IFMK	...	...	...dd	18.00	.80	18	1.01	+16.0
IHS Mark	INFO	...	...	30	55.99	43.07	1643	49.89	+4.0
II-VI	IIVI	...	...	23	53.08	29.31	442	33.76	+4.0
IMV Inc n	IMV	...	...	...	7.21	4.50	1	5.52	+6.8
INTLFCStn	INTL	...	...	12	57.00	35.07	101	37.15	+1.6
IPG Photon	IPGP	...	...	21	264.11	104.64	454	128.52	+13.4
iPass rs	**IPAS**	...	...	...	**6.10**	**1.10**	**55**	**2.33**	+26.6
iPicEnt n	IPIC	...	...	...dd	17.00	2.02	3	4.38	+39.5
IQ US Lg n	CLRG	.44e	2.0	...	27.80	20.19	15	22.41	+5.1
IQIYI n	**IQ**	...	...	...	**46.23**	**14.35**	**16001**	**18.16**	+22.1
IRSA Prop	IRCP	.47e	2.5	...	57.50	16.82	495	18.55	+2.9
IRhythm n	IRTC	...	...	...dd	98.37	55.18	450	81.54	+17.4
iRobot	IRBT	...	...	32	118.75	55.77	441	86.46	+3.2
iShEMAsia	EEMA	1.23e	2.0	...q	81.27	58.13	79	62.83	+3.3
iShTurkey	TUR	1.10e	4.5	...q	46.66	18.88	430	24.56	
iShIntTBd s	IGOV	...	...	...q	52.22	47.02	44	48.83	+.7
iShNewZea	ENZL	2.01e	4.2	...q	51.06	43.66	8	47.40	+3.0
iSh1-3yITB	ISHG	.20e	.2	...q	87.67	78.83	17	80.34	+.7
iShSelDiv	DVY	3.03e	3.3	...q	102.54	84.62	992	92.45	+3.5
iShGTimb	WOOD	.94e	1.5	...q	83.88	55.06	16	62.31	+9.1
iShEurFn	EUFN	.74e	4.2	...q	25.85	16.25	828	17.77	+4.8
iShAsiaexJ	AAXJ	1.30e	2.0	...q	83.52	60.48	877	65.74	+3.5
iShEMInfr	EMIF	.93e	3.2	...q	35.28	26.58	7	29.13	+5.2
iShGClnEn	ICLN	.33e	3.7	...q	10.08	7.87	49	8.84	+7.0
iShACWX	ACWX	1.00e	2.3	...q	53.74	40.51	2222	43.78	+4.3
iSh ACWI	ACWI	1.43e	2.1	...q	77.54	61.01	3111	66.86	+4.2
iSEafeSC	SCZ	1.51e	2.8	...q	69.19	49.51	1330	54.72	+5.6
iShEMBd	EMB	5.27e	5.0	...q	116.72	102.15	5080	105.51	+1.5
iShGnmaBd	GNMA	.75e	1.5	...q	49.53	47.27	8	48.67	-.1
iSh7-10yTB	IEF	1.96	1.9	...q	105.32	99.60	14413	103.86	-.3
iSh1-3yTB	SHY	.52	.6	...q	83.84	82.83	4037	83.56	-.1
iShEurRE	IFEU	1.46e	4.1	...q	42.63	33.81	14	35.74	+3.8
iShIntlRE	IFGL	1.48e	5.2	...q	31.77	26.52	93	28.21	+4.4
iShEuroSC	IEUS	1.08e	2.3	...q	62.36	43.17	10	47.96	+6.7
iShs SOX	SOXX	1.55e	1.0	...q	198.84	144.79	419	163.08	+3.9
iShIndia50	INDY	.15e	.4	...q	39.29	31.04	84	34.95	-1.0
iShNsdBio s	IBB	...	...	...q	122.97	89.01	2108	108.90	+12.9
iShMBS	MBB	3.04e	2.4	...q	106.53	101.75	800	104.56	-.1
iShBrUSIn s	USIG	...	...	...q	55.94	52.28	244	53.12	+.3
iShIntTr s	IGIB	...	...	...q	54.53	51.96	808	52.74	+.6
iShShrtT s	IGSB	...	...	...q	52.28	50.59	1133	51.73	+.2
iSh3-7yTrB	IEI	1.78	1.5	...q	122.29	118.15	808	121.20	-.2
iSCorUSVal s	IUSV	1.16e	2.3	...q	58.64	45.08	794	51.01	+3.9
iSCorUSGr s	IUSG	.72e	1.3	...q	62.57	49.14	898	54.62	+3.6
iShShtTrB	SHV	.03e	...	...q	110.48	110.19	1986	110.39	+.1
iShUSPfd	PFF	2.13a	6.0	...q	38.22	33.26	3027	35.22	+2.9
iShCrShUS s	ISTB	...	...	...	49.75	48.64	389	49.14	+.2
iShSCGrth	IJT	1.54e	.9	...q	209.28	151.27	124	170.65	+5.8
Iberiabnk	IBKC	1.64	2.3	16	87.55	60.82	393	70.15	+9.1
Iberia pfB	IBKCP	1.66	6.3	...	28.45	24.44	5	26.21	+.5
Iberiab pfC	IBKCO	1.65	6.3	...	28.18	24.70	1	26.02	+1.3
Icahn Ent	IEP	7.00	10.7	27	81.88	50.33	78	65.45	+14.7
IchorHld n	ICHR	...	...	7	34.79	14.23	335	18.46	+13.3
Icon PLC	ICLR	...	...	33	155.33	101.22	205	135.21	+4.6
IconixBrnd	ICON	...	...	...dd	2.06	.07	945	.13	+50.0
IdealPower	IPWR	...	...	...dd	1.53	.20	96	.32	+29.0
Ideanom h	IDEX	...	...	...dd	5.75	1.12	533	1.30	+8.6
Identive lf	**INVE**	...	...	**...dd**	**6.87**	**3.20**	**11**	**4.25**	+18.1
IderaPh rs	IDRA	...	...	...	20.40	2.65	192	3.58	+29.2
iKangHlth	KANG	...	...	8	21.01	15.27	847	20.54	+.8
Ikonics	IKNX	...	...	...	13.03	7.25		8.25	-2.2
Illumina	ILMN	...	...	76	372.61	207.51	888	309.77	+3.3
ImageSens	ISNS	...	...	61	6.75	2.50	0	4.86	+8.0
Immersn h	IMMR	...	...	6	17.71	6.94	168	9.40	+4.9
ImmuCell	ICCC	...	...	95	9.30	6.38	3	7.15	+1.5
ImmuneDs	IMDZ	...	...	...dd	5.05	1.10	101	1.48	+13.8
ImunoGn	IMGN	...	...	...dd	13.41	3.80	7042	5.47	+14.0
Imunmd	IMMU	...	...	...dd	27.33	12.86	3543	17.77	+24.5
Immuron n	**IMRN**	...	...	...	**16.70**	**5.26**	**0**	**7.97**	+37.3
Immurn wt	IMRNW	...	...	...	1.47	1.40		1.40	
Immutep	IMMP	...	...	...	4.21	1.66	9	2.15	+16.8
ImpaxLabs	IPXL	...	...	...dd	21.75	16.70		18.30	
Imperva	IMPV	...	...	...dd	57.65	41.00		55.74	+.1
Impinj n	PI	...	...	...	28.48	9.95	113	16.45	+13.1
Incyte	INCY	...	...	...dd	101.90	57.00	1836	75.12	+18.1
IndBkMA	INDB	1.52	2.1	19	95.00	66.12	105	71.50	+1.7
IndBkMI	IBCP	.60	2.7	17	27.10	20.18	123	22.57	+7.4
IndepBkTX	IBTX	.56	1.1	12	79.00	44.14	311	49.02	+7.1

Continued on **next page**

Continued from **previous page**

Nasdaq

Name	Ticker Symbol	Div	Yield	PE	52-week High	52-week Low	Vol 1000s	Last	YTD %Chg
IndSvAm lf	IDSA	...	...	...	2.70	1.01	13	1.17	+4.5
IndLogis n	ILPT	.60e	...	34	24.70	17.21	837	19.82	+4.3
Infinera	INFN	...	...	...dd	12.39	3.54	1238	4.36	+9.3
InfinityPh	INFI	...	...	...dd	2.92	1.00	145	1.29	+9.3
InflaRx n	IFRX	...	...	45	42.83	20.10	20	35.65	-2.0
InfoSvcs	III	.20f	4.8	5	5.45	3.83	48	4.21	-.7
InfrEnAlt	IEA	...	...	...	11.27	7.05	9	8.96	+9.4
InfrEnAl wt	IEAW	...	...	...	.99	.89		.93	
InglesMk h	IMKTA	.66	2.3	12	37.65	25.68	80	28.30	+4.0
InnerWkgs	INWK	...	...	...dd	10.44	3.12	225	4.57	+22.2
Innodata	INOD	...	...	...dd	2.05	.96	56	1.63	+8.7
Innophos	IPHS	1.92	7.3	21	50.40	22.57	74	26.35	+7.4
Innospec	IOSP	.90f	1.4	25	83.20	53.07	87	62.90	+1.8
InnovBio rs	INNT	...	...	...	50.50	2.12	181	2.29	-.9
MnstD wt h	MSDIW	...	...	...	.10	.02		.05	
InnovSolu	ISSC	...	...	...	3.80	2.02	3	2.20	-2.7
Innoviva	INVA	1.00	5.2	15	19.58	13.26	933	19.37	+11.0
Inogen	INGN	...	...	76	287.79	110.51	349	141.36	+13.8
Inovalon n	INOV	.12p	...	...	14.80	8.90	439	14.25	+.5
InovioPhm	INO	...	...	...dd	6.30	3.64	529	4.76	+19.0
Inpixon rs	**INPX**	**...**	**...**	**...**	**657.60**	**2.62**	**10164**	**4.30**	+34.8
InseegoCp	INSG	...	...	...dd	5.44	1.60	1405	5.10	+22.9
InsightEnt	NSIT	...	...	14	56.86	32.11	129	42.58	+4.5
Insignia s	ISIG	.70e	...	...dd	2.40	1.13	7	1.55	+4.0
Insmed	**INSM**	**...**	**...**	**...dd**	**32.07**	**11.31**	**1128**	**22.50**	+71.5
InspEnt	INSE	...	...	...	10.00	3.86	1	5.43	+13.1
Insteel	IIIN	.12a	.5	16	43.78	22.23	101	25.13	+3.5
Insulet	PODD	...	...	...dd	108.91	70.80	875	74.22	-6.4
InsysTher s	INSY	...	...	...dd	11.65	3.35	333	4.49	+28.3
IntecPhm n	NTEC	...	...	...dd	8.70	3.55	86	8.25	+9.4
IntegLfSc s	IART	...	...	46	67.50	42.14	506	45.50	+.9
IntgDv	IDTI	...	...	2	48.70	26.96	1753	48.29	-.3
IntegMed n	**IMTE**	**...**	**...**	**...**	**44.00**	**1.85**	**7**	**6.51**	+.8
Intel	INTC	1.20	2.5	18	57.60	42.04	27127	48.56	+3.5
Intellia n	NTLA	...	...	...dd	35.99	11.03	593	14.24	+4.3
IntParfum	IPAR	.84	1.4	38	67.50	41.30	118	61.08	-6.8
InterceptP	ICPT	...	...	...dd	133.74	51.05	540	112.98	+12.1
InterDig	IDCC	1.40	2.0	12	85.85	62.34	255	69.70	+4.9
Interface	TILE	.26	1.7	20	26.25	13.45	529	15.56	+9.2
Intergroup	INTG	...	...	...dd	39.35	21.30	0	31.45	-2.3
IntlnkEl n	LINK	...	...	24	7.00	1.80	1	2.18	+3.8
Intermolec	IMI	...	...	...dd	1.98	.88	23	1.16	+14.9
Internap rs	INAP	...	...	...	18.04	3.86	122	5.13	+23.6
IntlBcsh	IBOC	.66	1.9	12	47.95	32.56	113	34.97	+1.7
IntlMonExp	IMXI	...	...	...dd	13.38	9.06	182	11.88	-.7
IntlSpdw	ISCA	.47f	1.1	8	49.95	35.12	118	43.66	-.5
IntrntGold	**IGLD**	**...**	**...**	**...**	**10.91**	**1.43**	**11**	**1.45**	-8.9
IntrntInitJ	IIJI	.12e	1.0	...	12.50	8.76	5	11.71	+2.8
IntrpDia rs	IDXG	...	...	1	1.78	.76	170	1.00	+25.0
IntersENT	XENT	...	...	...dd	42.95	25.09	175	27.34	-3.0
Intersectns	INTX	...	...	...dd	3.69	1.29	37	3.67	-.5
IntstP pfD	IPLDP	1.28	5.3	...	27.86	21.71	3	24.02	+5.6
Intevac	IVAC	...	...	...cc	7.55	4.21	58	5.20	-.6
IntraCellu	ITCI	...	...	...dd	25.82	10.21	248	13.14	+15.4
Intrexon	XON	...	...	...dd	20.16	6.21	1365	7.77	+18.8
IntriCon	IIN	...	...	...cc	76.80	16.70	180	28.08	+6.4
Intuit	INTU	1.88	.9	44	231.84	150.43	1506	206.06	+4.7
IntSurg s	ISRG	...	...	76	581.12	377.21	968	518.07	+8.2
InBLDR As	ADRA	.72e	2.4	...q	37.70	27.42	0	29.75	+4.3
InBLDR Dv	ADRD	.72e	3.5	...q	25.31	18.87	112	20.53	+4.8
InBLDR Em	ADRE	.60e	1.6	...q	48.92	34.97	2	38.39	+6.4
InBLDR Eu	ADRU	.78e	3.9	...q	24.65	18.35	0	19.77	+4.1
In SCMatII	PSCM	.41e	.9	...q	57.10	37.31	1	43.43	+9.3
InSC UtilII	PSCU	1.21e	2.4	...q	58.23	46.67	5	51.04	+3.7
InOpYCmd	PDBC	...	...	...q	19.48	14.84	785	16.01	+6.2
InvMltStr	LALT	...	...	...q	25.26	19.75		21.93	+1.2
InvGDrChi	PGJ	.20e	.6	...q	50.87	30.57	16	34.55	+9.6
InvDivAch	PFM	.50e	2.0	...q	28.05	23.26	21	25.37	+2.7
InvHiYlDv	PEY	.68	4.1	...q	18.61	15.03	122	16.57	+4.6
InvIntlDiv	PID	.65e	4.4	...q	17.38	13.59	141	14.94	+5.7
InvNsdMo	DWAQ	.06e	.1	...q	118.73	80.02	1	95.08	+8.1
InvUtils	PUI	.63e	2.1	...q	31.40	23.64	90	29.34	+1.3
InvWtrRs	PHO	.18e	.6	...q	32.54	26.46	28	29.53	+4.7
InvBuybk	PKW	.52e	1.0	...q	63.49	48.95	70	54.37	+4.2
InvNasIntn	PNQI	...	...	...q	147.75	102.26	19	118.59	+8.0
InvSmMid	PRFZ	1.30e	1.1	...q	146.46	107.07	52	121.70	+7.1
InvBasMat	PYZ	.61e	1.1	...q	75.26	50.09	2	56.37	+6.5
Inv CnsCyc	PEZ	.30e	.6	...q	60.42	43.41	8	49.24	+5.5
InvTechM	PTF	.26e	.5	...q	68.67	47.71	4	55.55	+5.5
InvDWA M	PDP	.11e	.2	...q	60.23	45.25	139	50.03	+3.2
InvInds	PRN	.19e	.4	...q	66.55	47.61	3	53.42	+4.8
InvHlthcr	PTH	...	...	...q	99.51	64.36	7	75.21	+5.7
Inv Fincl	PFI	.14e	.5	...q	37.29	26.89	5	29.51	+3.2
InvEngy	PXI	.69e	2.2	...q	46.64	25.94	10	31.71	+11.7
InvCnsStp	PSL	.67e	1.0	...q	73.71	62.13	7	66.96	+2.7
In1-30TrII	PLW	.72	2.3	...	32.66	30.32	15	31.84	-.5
InSC InfoII	PSCT	.08e	.1	...q	89.80	63.99	15	72.89	+5.6
InSC Ind II	PSCI	.40e	.7	...q	76.19	52.15	5	59.70	+7.2
InSC HCrII	PSCH	...	...	...q	145.25	98.29	38	114.27	+6.3
InSC FinII	PSCF	.97e	1.8	...q	60.55	45.44	6	50.37	+5.1
InSC EgyII	PSCE	.14e	1.4	...q	18.77	7.97	31	10.37	+18.2
InSC CnS II	PSCC	1.34e	1.8	...q	87.16	65.00	6	73.04	+5.6
InSC CnDsII	PSCD	.35e	.6	...q	72.14	51.78	5	59.28	+8.2
PS Rs1KLB	USLB	...	...	...q	32.32	29.19		31.45	
InLadR0-5 II	LDRI	.58	2.4	...q	25.41	23.97	0	24.54	-.1
InKBWRg II	KBWR	.79e	1.6	...q	61.23	42.21	2	47.89	+6.9
InP&CInsII	KBWP	.69e	1.1	...q	65.50	52.89	1	57.61	+1.8
InKbwReit	KBWY	1.55	5.1	...q	36.83	25.92	252	30.50	+13.2
InKbwHiD II	KBWD	1.48	7.0	...q	23.88	18.81	47	21.05	+6.1
In KBWBkII	KBWB	.58e	1.3	...q	60.38	41.02	120	46.39	+5.5
InIntByb II	IPKW	.29e	1.0	...q	40.14	27.94	24	30.46	+5.7
InGlbWtII	PIO	.34e	1.4	...q	27.16	22.13	8	24.06	+4.2
InGlGoldII	PSAU	.10e	.6	...q	21.02	14.29	10	17.70	+1.6
InGlbAgrII	PAGG	.74e	2.9	...q	28.90	23.06	3	25.35	+7.2
In IntlLB II	IDLB	...	...	...q	32.01	25.28	5	26.96	+4.4
InDWATcR II	DWTR	...	...	...q	32.23	22.56	6	26.00	+5.7
InTactII	DWIN	1.18	4.9	...	27.36	23.51	187	24.27	+1.7
In SmCMoII	DWAS	.07e	.2	...q	59.52	39.96	43	46.30	+6.4
InDWA MoII	DWLV	...	...	...q	34.27	26.27	153	28.52	+3.6
InEmMomII	PIE	.12e	.7	...q	22.22	15.30	62	16.03	+3.0
InDevMoII	PIZ	.26e	1.1	...q	29.70	22.00	32	23.84	+3.8
Inv QQQ	QQQ	1.31e	.8	...q	175.21	143.46	38759	161.28	+4.6
Investar	ISTR	.20f	.8	23	29.90	19.49	7	23.67	-4.6
InvestBncp	ISBC	.44f	3.9	17	14.69	9.94	1588	11.32	+8.8
InvTitl	ITIC	1.60a	.9	14	209.95	156.00	6	174.74	-1.1
InVivoTh rs	NVIV	...	...	...dd	24.50	1.36	30	1.60	+6.0
IonisPhm	IONS	...	...	...cc	59.81	39.07	884	57.34	+6.1
IovanceTh	IOVA	...	...	...dd	19.90	7.26	1031	9.38	+6.0
iPLgExR1K	ROLA	...	...	...q				147.93	
iPTr5yBear	DFVS	...	...	...q	39.82	31.50		31.50	-7.9
iPUST5yBull	DFVL	...	...	...	63.28	60.34		60.34	
iRadimed	IRMD	...	...	...cc	38.78	12.51	70	26.30	+7.5
Iridex	IRIX	...	...	...dd	9.48	3.72	6	5.00	+6.4
IridiumCm	IRDM	...	...	23	24.35	10.75	320	19.76	+7.1
Iridium pfB	IRDMB	16.88	2.7	...	817.58	398.26	0	631.43	
IronwdPh	IRWD	...	...	...dd	21.20	9.07	1696	12.56	+21.2
iShRUT P n	AMCA	.26e	...	...	29.02	23.45	2	25.73	+4.0
iSh USD n	SUSC	...	...	...	25.42	23.57	10	23.91	+.2
iSh 1-5Yr n	SUSB	...	...	...	25.21	24.32	29	24.52	+.3
iShExpoTc	XT	.14p	...	...q	39.15	31.43	59	34.98	+5.2
iSh USA	ESGU	.92e	1.6	...	64.77	51.35	33	56.78	+3.4
iShHYlexOG	HYXE	...	...	...	51.40	47.38	1	49.55	+3.2
iShFallAn n	FALN	1.48a	5.8	...	27.84	24.04	8	25.35	+3.9
iSh Esg Eafe	ESGD	...	...	...	72.49	55.20	35	59.84	+4.3
iSh GlbImp	SDG	1.18e	2.1	...	62.84	51.27	2	55.67	+5.0
iShCTotBd s	IUSB	...	...	...q	50.87	48.34	185	49.30	+.1
iShCHGer	HEWG	.68e	1.9	...q	30.35	22.95	191	24.69	+3.9
iSh UAE	UAE	.63e	4.4	...q	18.08	13.40	7	14.30	+4.4
iSh Qatar	QAT	.66e	3.4	...q	19.77	15.39	8	19.50	+5.5
iShCmdSel	COMT	1.89e	5.9	...q	40.62	29.84	48	32.01	+5.0
iShGblGld rs	RING	...	...	...q	20.35	13.33	88	16.36	+.9
Isramco	ISRL	...	...	...cc	135.05	92.00	0	118.65	+.1
Iteris	ITI	...	...	...dd	7.85	3.24	79	3.78	+1.3
IterumTh n	ITRM	...	...	...dd	13.00	5.01	3	5.86	+17.0
Itron	ITRI	...	...	...dd	77.40	44.35	167	51.88	+9.7
IturanLoc	ITRN	.92m	2.7	16	36.72	29.25	26	33.61	+4.8
IvyNxFoc ef	IVFGC	...	...	...	100.02	100.02		100.02	
IvNxFcVl ef	IVFVC	...	...	...	100.12	100.02		100.02	
IvNxShEn	IVENC	...	...	...	100.02	99.98		100.02	
IzeaWrldwd	IZEA	...	...	...	7.60	.80	210	1.42	+44.9

- J -

Name	Ticker Symbol	Div	Yield	PE	52-week High	52-week Low	Vol 1000s	Last	YTD %Chg
:J&J Snack	JJSF	2.00	1.3	44	162.80	125.98	59	148.91	+3.0
j2Global	JCOM	1.70f	2.4	29	91.58	65.07	240	72.06	+3.9
JD.com	JD	...	...	43	50.68	19.21	12335	23.40	+11.8
JMU Ltd rs	**JMU**	**...**	**...**	**...**	**6.70**	**.42**	**31**	**.75**	+7.7
JackHenry	JKHY	1.48	1.2	27	163.68	112.78	512	126.13	-.3
JackInBox	JACK	1.60	2.0	12	99.15	74.19	830	80.88	+4.2
JaguarHl rs	**JAGX**	**...**	**...**	**...**	**2.20**	**.12**	**1408**	**.27**	+19.2
JkksPac	JAKK	...	...	...dd	3.33	1.34	19	2.08	+41.5
JRiverGrp	JRVR	1.20a	3.3	21	43.47	32.17	147	36.30	-.7
JanusSmC	JSML	...	...	...	51.25	33.27	4	38.27	+7.7
JanSmMid	JSMD	...	...	...	47.85	34.22	11	39.33	+6.9
JanLTCar n	OLD	...	...	...	27.91	21.60	3	26.22	+4.4
JanObes n	SLIM	...	...	...	40.01	29.72	2	33.44	+4.0
JanOrgan n	ORG	...	...	...	36.00	24.10	1	26.18	+6.9
Jason Inds	**JASN**	**...**	**...**	**...dd**	**3.88**	**1.30**	**62**	**1.57**	+14.6
Jason wt	JASNW	...	...	...	.02	.01		.02	
JazzPhrm	JAZZ	...	...	15	184.00	113.52	663	130.48	+5.3
JensynAc n	JSYN	...	...	...cc	12.00	9.31		10.00	-9.2
JensynAc rt	JSYNR	...	...	...	.30	.22		.38	
JensynAc wt	JSYNW	...	...	...	.54	.04		.18	-9.5
JensynAc un	JSYNU	...	...	...	12.50	9.01		12.25	
JerashHl n	JRSH	...	...	15	11.00	4.77	13	6.14	+.7
JetBlue	JBLU	...	...	15	23.08	15.19	7312	17.15	+6.8
JewettCm s	JCTCF	...	...	19	10.00	6.23	3	7.01	-1.4
JohnsnOut	JOUT	.56	.9	7	107.36	54.66	37	64.80	+10.3
JointCorp	JYNT	...	...	...dd	9.64	4.67	37	8.21	-1.3
JounceTh n	JNCE	...	...	...	29.25	2.66	256	4.67	+38.6

- K -

Name	Ticker Symbol	Div	Yield	PE	52-week High	52-week Low	Vol 1000s	Last	YTD %Chg
:KBL Merg n	KBLM	...	...	...	10.69	9.69		10.19	-.1
KBL Mrg wt	KBLMW	...	...	...	.28	.23		.23	
KBL Mrg rt	KBLMR	...	...	...	.56	.12		.34	-12.8
KBL Mg un	KBLMU	...	...	...	11.50	10.06		10.56	
KBS Fash rs	**KBSF**	**...**	**...**	**...**	**11.70**	**2.52**	**7**	**3.67**	+24.1
KCAP Fin	KCAP	.40	11.7	...	3.57	2.87	86	3.41	-1.4
KCAP 22 n	KCAPL	1.53	6.1	...	25.73	23.72	2	25.07	+1.3
KEYW Hld	KEYW	...	...	...dd	10.06	5.86	507	6.96	+4.0
KLA Tnc	KLAC	3.00	3.2	12	123.96	80.65	1129	93.71	+4.7
KLX EnS n	KLXE	...	...	...dd	36.13	19.59	108	27.00	+15.1
KVHInd	KVHI	...	...	...dd	14.15	9.05	14	11.03	+7.2
KaiserAlu	KALU	2.20	2.3	34	119.66	83.29	133	95.17	+6.6
Kala Ph n	KALA	...	...	...	18.30	4.03	131	6.03	+23.3
Kalvista rs	KALV	...	...	...dd	25.57	7.73	41	20.25	+2.5
Kamada	KMDA	...	...	...	6.45	4.35	21	5.30	+6.0
KandiTech	**KNDI**	**...**	**...**	**...**	**8.25**	**3.54**	**537**	**5.05**	+39.1
Karyophm	KPTI	...	...	...dd	21.71	8.01	586	10.17	+8.5
KaziaTh rs	KZIA	...	...	...	6.68	2.04		2.28	-6.2
KearnyF s	KRNY	.20f	1.5	50	14.80	11.26	469	13.07	+2.0
KellySA	KELYA	.30	1.3	22	32.31	19.21	64	22.39	+9.3
KellySB	KELYB	.30	1.4	12	34.30	21.50		22.01	
KemPhm n	**KMPH**	**...**	**...**	**...dd**	**8.40**	**1.72**	**98**	**2.57**	+44.1
KY FstFd	KFFB	.40	5.7	29	9.70	6.52	10	7.07	+2.4
KewnSc	KEQU	.76	2.4	18	38.80	22.00	4	32.22	-3.1
KeyTrn	KTCC	...	...	12	8.60	5.33	2	6.04	+6.9
Kforce	KFRC	.72	2.2	21	43.51	23.80	89	32.33	+4.6
KimballEl	KE	...	...	16	20.90	13.51	110	15.88	+2.5
KimballInt	KBAL	.32	2.1	15	20.17	13.51	63	15.21	+7.2
KindredBio	KIN	...	...	...dd	15.75	7.55	104	11.33	+3.5
KingldJw	KGJI	...	...	1	2.01	.74	15	.78	-1.0
Kingstone	KINS	.40	2.4	27	21.70	13.21	47	16.70	-5.6
KingtoneW	KONE	...	...	...	9.90	3.60		7.67	
KiniksaPh n	KNSA	...	...	...dd	32.88	13.04	32	23.62	-15.9
KinsaleCp n	KNSL	.28	.5	...	64.97	43.39	58	57.49	+3.5
Kirklands	**KIRK**	**...**	**...**	**31**	**13.48**	**6.78**	**167**	**9.72**	+2.0
KitovPh n	KTOV	...	...	...	3.81	.56	144	1.08	+63.0
KitovPh wt	KTOVW	...	...	...	.80	.62		.67	
KodiakSc n	KOD	...	...	...	11.10	5.65	19	9.08	+27.9
KonaGrill	KONA	...	...	...dd	3.00	1.01	9	1.30	+23.8
KopinCp	KOPN	...	...	...dd	3.95	.96	203	1.30	+30.1
KornitDig n	KRNT	...	...	...	23.90	11.70	204	19.60	+4.7
Koss h	KOSS	...	...	...dd	4.69	1.70	1	1.99	+4.2
KraftHnz n	KHC	2.50	5.5	13	80.67	41.60	6146	45.60	+5.9
KratosDef	KTOS	...	...	...dd	16.09	8.90	403	14.44	+2.5
KrystlBio n	KRYS	...	...	...	28.75	8.61	40	26.69	+28.4
Kulicke	KLIC	.48	2.3	55	28.69	17.40	335	21.31	+5.1
KuraOnc n	KURA	...	...	...dd	24.03	10.20	213	16.72	+19.1

- L -

Name	Ticker Symbol	Div	Yield	PE	52-week High	52-week Low	Vol 1000s	Last	YTD %Chg
:LCNB Corp	LCNB	.68f	4.3	14	21.60	14.56	11	15.75	+4.0
LF CapA n	LFAC	...	...	...cc	10.10	9.55	35	9.80	+.2
LF CapA un	LFACU	...	...	...	10.20	8.04		10.10	-.5
LGI Homes	LGIH	...	...	10	81.88	37.16	311	56.58	+25.1
LHC Grp	LHCG	...	...	45	107.51	58.65	183	95.54	+1.8
LKQ Corp	LKQ	...	...	15	43.86	22.74	4481	26.19	+10.4
LM FdA wt h	LMFAW	...	...	...	.06	.05		.05	
LM FdgA rs	LMFA	...	...	...	25.70	1.00	53	1.24	+5.3
LPL Fincl	LPLA	1.00	1.5	23	73.28	52.03	632	66.05	+8.1
LRAD h	LRAD	.04	1.6	...dd	3.58	1.94	17	2.45	-2.8
LSI Ind lf	LYTS	.20	5.3	17	8.88	3.12	12	3.75	+18.3
LaJollaPh	LJPC	...	...	...dd	41.36	5.01	2638	6.10	-35.3
LakeShBc h	LSBK	.40	2.7	33	18.00	14.64		15.00	-.4
LakeldB	LBAI	.46	3.0	14	21.20	13.77	114	15.37	+3.8
Lakelnd s	LKFN	1.04	2.4	17	51.76	37.79	51	42.86	+6.7
LakeInd	LAKE	...	...	11	16.85	9.90	23	11.60	+11.1
LamResrch	LRCX	4.40	3.0	14	234.88	122.64	1968	144.57	+6.2
LamarAdv	LAMR	3.68f	5.1	24	80.68	61.36	275	72.07	+4.2
LancastrC	LANC	2.60f	1.5	41	194.38	115.81	103	174.38	-1.4
Landcad n	LCA	...	...	...	13.05	9.95		11.94	
Landcad wt	LCAHW	...	...	...	.70	.59		.69	
Landec	LNDC	...	...	15	15.60	10.17	101	11.59	-2.1
LandBncp	LARK	.80b	3.4	10	28.08	21.00	4	23.86	+2.8
LandmInfr	LMRK	1.47	10.0	3	18.70	10.32	295	14.65	+27.1
LandIn pfA	LMRKP	2.00	8.6	...	25.57	20.66	1	23.18	+2.8
LndInf un B	LMRKO	1.98	8.6	...	25.50	19.24	16	23.00	+10.8
LandInf pfC	LMRKN	1.75	8.2	...	25.22	17.88	17	21.30	+3.5
LandsEnd	**LE**	**...**	**...**	**14**	**31.15**	**12.27**	**486**	**15.24**	+7.2
Landstar	LSTR	.66	.7	22	128.70	90.23	226	100.62	+5.2
Lantheus n	LNTH	...	...	5	24.45	12.59	79	16.22	+3.6
Lantronix	LTRX	...	...	...	6.47	1.98	27	3.53	+20.1
Lattice	LSCC	...	...	...dd	8.90	5.05	769	7.26	+4.9
LaureatE n	LAUR	...	...	...	17.15	12.70	693	15.24	
Lawsn	LAWS	...	...	9	36.90	21.00	7	30.24	-4.3
Lazydays n	LAZY	...	...	...dd	11.10	4.41	2	6.47	+19.8
LeMaitreV	LMAT	.28	1.2	23	41.28	21.79	166	23.80	+.7
LeapTh n	LPTX	...	...	...	10.25	1.91	27	2.70	+35.0
LegacyH n	LEGH	...	...	...	13.20	11.05	65	12.31	+3.2
LegacyRes	LGCY	...	...	...dd	10.54	1.15	518	2.32	+50.6
LegacyTxF	LTXB	.88	2.5	15	47.18	30.19	140	35.55	+10.8
LM DevDvr	DDBI	...	...	...q	31.49	24.36		26.28	+4.9
LM EMDvr	EDBI	...	...	...q	35.60	26.75		27.61	+2.3
LM USDvrs	UDBI	...	...	...q	34.50	25.76	0	27.81	+6.9
LM LoVHiD	LVHD	...	...	...q	31.99	27.38	40	29.50	+2.9
LM Gl Inf n	INFR	...	...	...	30.05	25.29	0	27.47	+4.2
▲LM WstAs n	WBND	...	...	...	25.48	24.68	7	25.44	+1.3
LM SC Qu n	SQLV	...	...	...	31.00	23.02	1	25.84	+7.2
LeisAcq n	LACQ	...	...	...	9.85	9.55		9.85	+.3
LeisAcq wt	LACQW	...	...	...	.70	.50		.70	
LeisAcq un	LACQU	...	...	...	10.30	9.85		10.13	
LendgTree	TREE	...	...	...dd	404.40	183.25	173	248.65	+13.2
LevOneBc n	LEVL	.06e	...	28	30.79	21.14	18	24.50	+9.2
LexiPhm rs	LXRX	...	...	...dd	13.97	6.02	336	7.46	+12.3
LexnFint n	LX	...	...	56	20.00	6.48	67	8.95	+23.4
LianlouSm	LLIT	...	...	...	3.69	1.00	3	1.16	+2.3
LibBrdbdA	LBRDA	...	...	...dd	98.53	67.75	75	75.30	+4.9
LibBrdbdC	LBRDK	...	...	...dd	99.68	68.33	380	75.59	+4.9
LibExpA n	LEXEA	...	...	...	50.82	35.89	180	39.25	+.4
LibExpB n	LEXEB	...	...	...	50.51	39.17		40.45	+2.1
LibtyGlobA	LBTYA	...	...	...dd	39.73	19.88	2623	20.56	-3.7
LibtyGlobB	LBTYB	...	...	...	39.00	20.70		22.80	+8.6
LibtyGlobC	LBTYK	...	...	...	37.86	19.24	4871	19.79	-4.1
LibLA A n	LILA	...	...	...dd	24.00	13.96	161	16.69	+15.3
LibLA C n	LILAK	...	...	...dd	23.92	13.96	343	16.94	+16.3
LibMSirA n	LSXMA	...	...	...	48.57	34.92	561	37.99	+3.2
LibMSirB n	LSXMB	...	...	...	49.94	35.46		36.53	
LibMSirC n	LSXMK	...	...	...	48.56	34.84	734	38.20	+3.3
LibMBrA n	BATRA	...	...	...	27.93	21.53	34	25.39	+1.8
LibMCFor	FWONK	...	...	...	39.35	27.51	1401	32.19	+4.9
LibMAFor	FWONA	...	...	...	37.32	26.63	93	30.98	+4.2
LibMBrC n	BATRK	...	...	...	27.96	21.61	93	25.43	+2.2
LibTripA A	LTRPA	...	...	...cc	20.63	8.45	405	17.02	+7.1
LibTripA B	LTRPB	...	...	59	21.98	9.00		15.32	-19.1
LifetimeBr	LCUT	.17	1.6	37	18.60	8.01	28	10.68	+6.5
Lifevant rs	LFVN	...	...	...	15.50	3.20	77	13.76	+4.3
LifewayFds	LWAY	...	...	9	8.49	1.81	13	2.32	+23.4
LigandPh	LGND	...	...	17	278.62	128.20	905	135.97	+.2
LightPath	LPTH	...	...	...cc	2.75	1.40	31	1.56	+4.7
Lightbrdg rs	LTBR	...	...	...	4.80	.53	80	.68	+25.0
Limbach n	LMB	...	...	...dd	14.76	3.56	6	5.01	+36.1
LimelghtN	LLNW	...	...	...	5.52	2.21	435	2.77	+18.4
LimestBcp	LMST	...	...	...dd	17.65	11.91	1	14.15	+2.8
Limoneira	LMNR	.30f	1.4	18	33.42	18.07	48	22.05	+12.8
LincEdSv	**LINC**	**.08**	**3.0**	**...dd**	**3.23**	**1.49**	**8**	**2.67**	-16.6
LincElec	LECO	1.88	2.3	23	101.34	72.28	156	82.69	+4.9
LindbladEx	LIND	...	...	...cc	15.88	8.66	79	12.98	-3.6
Lindblad wt	LINDW	...	...	...	1.40	1.35		1.36	
Lipocine	LPCN	...	...	...dd	3.59	1.03	27	1.58	+21.5
LiqMedia g	YVR	...	...	...dd	2.30	.96		1.15	
LiquidTch n	LQDA	...	...	...dd	38.46	10.52	10	20.22	-6.6
Liquidity	LQDT	...	...	...dd	8.00	4.70	236	7.73	+25.3
Littelfuse	LFUS	1.72	.9	35	238.11	155.15	155	183.76	+7.2
LivaNova n	LIVN	...	...	45	131.54	79.82	244	91.41	-.1
LiveOakB n	LOB	.12	.8	6	32.95	13.46	132	15.67	+5.8
LiveVent rs	LIVE	...	...	...cc	20.50	6.25	14	7.66	+14.0
LiveXLve n	LIVX	...	...	...dd	11.11	2.52	56	6.04	+22.0
LivePrsn	LPSN	...	...	...dd	27.40	10.80	221	20.03	+6.2
LogicBio n	LOGC	...	...	...dd	18.00	6.70	11	9.04	-13.1
Logitech	LOGI	.63e	1.9	24	49.96	29.06	298	33.15	+6.0
LogMeIn	LOGM	1.20	1.4	78	134.80	74.87	936	85.75	+5.1
LoneRs n	LONE	...	...	...	11.24	3.41	86	4.95	+35.6
LongAcq un	LOACU	...	...	...	10.99	10.00		10.14	-.1
LongAcq rt	LOACR	...	...	...	4.40	.21		.40	
LongevAc n	LOAC	...	...	...	10.10	9.64	0	10.00	-.5
LoopInd n	LOOP	...	...	...dd	19.00	5.69	111	10.25	+31.9
LoralSpac	LORL	...	...	31	48.80	35.63	28	39.06	+4.9
Lovesac n	LOVE	...	...	...	28.88	16.46	60	23.90	+4.2
LoxoOncol	LOXO	...	...	...dd	233.76	82.74	6278	232.53	+66.0
lululemn gs	LULU	...	...	53	164.79	74.90	3398	131.61	+8.2
Lumentm n	LITE	...	...	6	74.40	37.00	1152	45.09	+7.3
Luminex	LMNX	.24	1.0	63	35.37	18.62	207	25.00	+8.2
LunaInn h	LUNA	...	...	68	4.32	2.03	33	3.40	+1.5
LuthBur n	LBC	.23	2.4	...	13.60	7.92	34	9.66	+7.1

- M -

Name	Ticker Symbol	Div	Yield	PE	52-week High	52-week Low	Vol 1000s	Last	YTD %Chg
:MACOM	MTSI	...	...	...dd	37.91	13.07	414	16.43	+13.2
MAM Soft	MAMS	...	...	30	9.26	6.68	1	8.03	+1.6
MB Fncl	MBFI	.96	2.3	20	51.59	37.13	324	41.56	+4.9
MB Fin pfC	MBFIO	1.50	6.3	...	26.48	22.30	33	23.98	+3.5
MBT Fnl	MBTF	.40	4.0	15	12.49	8.75	24	10.09	+8.5
MDC Pr gs	MDCA	.84	29.2	1	9.98	2.20	144	2.88	+10.3
MEI Phrm	MEIP	...	...	...dd	5.14	1.82	154	2.90	+9.8
MER Tel rs	MTSL	...	...	...	6.45	.99	68	1.89	+7.4
MGE Engy	MGEE	1.35	2.3	26	68.95	51.05	50	59.71	-.4
MGP Ing	**MGPI**	**.32**	**.5**	**40**	**99.73**	**53.66**	**353**	**66.32**	+16.2
MICT Inc	MICT	...	...	...dd	1.94	.29	163	.95	+43.9
MKS Inst	MKSI	.80	1.1	10	128.28	56.37	539	72.30	+11.9
MMA Cap	MMAC	...	...	3	30.58	20.02	1	26.19	+3.9
▲MMTec n	MTC	...	...	...	7.99	4.50	242	7.23	+21.7
MSB Fin	MSBF	.92f	5.1	...cc	21.95	16.14	6	18.05	+1.1
MTS	MTSC	1.20	2.7	8	57.00	38.42	92	44.71	+11.4
MTchAcq n	MTEC	...	...	...dd	11.80	9.17	2	10.09	
MTchAc wt	MTECW	...	...	...					
MTchAc un	MTECU	...	...	...	12.38	9.94	3	10.60	+.1
MVB Fin n	MVBF	.12	.7	...	20.10	14.65	5	17.90	-.8
MYOS	MYOS	...	...	...dd	2.50	1.03	30	1.53	+7.7
MYR Grp	MYRG	...	...	18	40.81	26.24	56	30.60	+8.6
Macatawa	MCBC	.28f	2.8	17	12.92	8.81	17	9.85	+2.4
MackFn	MFNC	.48	3.4	10	17.58	12.60	13	14.11	+3.4
MacroGen	MGNX	...	...	...dd	32.74	11.16	751	13.86	+9.1
MadrigP rs	MDGL	...	...	...dd	325.98	90.56	183	114.69	+1.7
Magal	MAGS	...	...	...cc	6.48	3.88	2	5.05	+13.5
MagellnHlt	MGLN	...	...	15	112.25	51.88	227	60.70	+6.7
Magenta n	MGTA	...	...	...dd	16.33	5.31	63	5.84	+2.5
MagicSft	MGIC	.29e	3.7	18	9.25	7.29	6	7.89	+3.4
MagneG rs	MNGA	...	...	...	5.40	.13	3249	.23	-6.1
MagyarBc	MGYR	...	...	51	13.50	11.69		12.25	
▼MaidenH	**MHLD**	**.20m**	**15.9**	**...dd**	**9.10**	**1.29**	**646**	**1.26**	-23.6
MMyTrip	MMYT	...	...	...dd	41.70	19.66	159	24.76	+1.8
MalibuBoat	MBUU	...	...	24	59.57	28.06	155	38.22	+9.8
MalvernBc	MLVF	...	...	20	27.25	18.03	4	20.63	+4.6
MamEngy n	TUSK	.50	2.2	...	42.30	16.81	166	22.61	+25.8
ManTech	MANT	1.00	1.9	17	68.11	46.00	62	53.90	+3.1
ManhAssc	MANH	...	...	29	62.39	39.01	448	45.08	+6.4
ManhBrCa	LOAN	.48	8.3	13	8.00	5.34	15	5.80	+3.2
Manitex	MNTX	...	...	...dd	13.26	5.00	66	7.02	+23.6
MannKd rs	MNKD	...	...	...dd	4.05	.94	2258	1.26	+18.9
Mannatech	MTEX	2.00	10.1	...cc	22.40	13.50	0	19.85	+5.6
MaraPat hrs	MARA	...	...	...	5.06	.36	215	.40	+11.0
▲MarchxB	**MCHX**	**.50e**	**...**	**...dd**	**3.20**	**2.47**	**409**	**3.33**	+25.7
MarinSft rs	MRIN	...	...	...	12.00	2.15	376	5.66	+6.6
MarPet	MARPS	.35e	17.6	7	4.85	1.22	2	1.99	+8.2
MarinusPh	MRNS	...	...	...dd	10.54	2.36	434	3.51	+22.3
MarkerTh	**MRKR**	**...**	**...**	**...**	**13.55**	**2.58**	**323**	**5.82**	+4.9
MktAxess	MKTX	1.68	.8	53	231.33	172.09	374	212.67	+.6
MarlinBs	MRLN	.56	2.4	12	31.95	20.36	15	23.17	+3.8
MarIntA	MAR	1.64	1.5	25	149.21	100.62	1681	110.05	+1.4
Marrone	MBII	...	...	...dd	3.39	.99	58	1.50	+2.0
MartenTr s	MRTN	.10	.6	26	29.60	15.39	140	17.33	+7.0
MartinMid	MMLP	2.00	17.2	7	16.95	9.13	143	11.65	+13.3
MarvellTch	MRVL	.24	1.4	26	25.18	14.34	10672	17.11	+5.7
Masimo	MASI	...	...	42	126.89	80.69	400	113.16	+5.4
MastrCrft	MCFT	...	...	10	39.50	17.60	132	20.45	+9.4
Match n	MTCH	2.00e	...	30	60.95	30.85	1369	45.04	+5.3
Materialise	**MTLS**	**...**	**...**	**...**	**22.99**	**11.16**	**1742**	**18.97**	-5.3
MatrixSv	MTRX	...	...	...dd	25.75	13.00	122	19.54	+8.9
Mattel	MAT	.60	5.0	85	18.88	9.09	3819	11.90	+19.1
MatthInt	MATW	.80f	1.8	8	61.25	37.71	128	43.45	+7.0
MaximIntg	MXIM	1.84	3.6	20	74.94	46.64	1540	51.72	+1.7
MaxwellT	MXWL	...	...	...dd	6.27	1.77	162	2.33	+12.6
MaysJ	MAYS	...	...	27	43.50	36.20	1	39.76	+2.7
McGrathR	MGRC	1.36	2.7	8	68.79	44.76	41	51.28	-.4
▲MDJM n	**MDJH**	**...**	**...**	**...**	**6.25**	**4.00**	**224**	**5.35**	+13.8
MedalDiv n	MDRR	.18p	...	...	9.75	7.10		9.30	+6.9
MedalFin	MFIN	.20	3.9	...dd	7.25	3.59	16	5.14	+9.6
MedalF 9 21	MFINL	2.25	8.8	...	26.29	24.11	1	25.46	+1.0
MedTrBill	MTBC	...	...	...dd	5.65	2.86	21	4.50	+18.4
MedTBill pf	MTBCP	2.75	10.4	...	28.29	22.21	4	26.40	+2.2
MediCo	MDCO	...	...	...dd	41.57	16.69	1038	19.95	+4.2
MediciNova	MNOV	...	...	...dd	14.50	6.87	42	9.18	+12.4
Medidata	MDSO	...	...	78	88.87	59.60	344	68.48	+1.6
Medigus rs	**MDGS**	**...**	**...**	**...**	**10.20**	**2.30**	**29**	**2.70**	+3.8
MediWound	MDWD	...	...	...dd	7.35	3.56	471	4.40	+8.3
Medpace n	MEDP	...	...	41	65.09	31.75	541	59.86	+13.1
▲MeetGrp	MEET	...	...	...dd	5.83	1.84	2326	5.81	+25.5
MeiraGTx n	MGTX	...	...	...dd	15.49	7.98	99	10.63	+10.3
MelcoResE	MLCO	.32e	1.6	64	32.95	15.33	2386	19.81	+12.4
Melinta rs	MLNT	...	...	...	17.25	.64	261	1.01	+27.4
Mellanox	MLNX	...	...	50	99.14	58.40	505	86.22	-6.7
MelroseBn	MELR	.34e	...	26	20.50	16.99	0	18.32	+2.0
MenloTh n	MNLO	...	...	...dd	39.86	3.74	62	5.03	+22.1
Menus n	**MRUS**	**...**	**...**	**...**	**26.74**	**11.00**	**33**	**14.39**	+2.8
MercadoL	MELI	.60	.2	...dd	417.91	257.52	620	339.59	+16.0
MercBkA n	MBNAA	...	...	...	86.41	5.97		8.75	
MercBkB n	MBNAB	...	...	...	40.00	5.90		8.20	
MercBank	MBWM	1.00f	3.2	14	38.47	26.40	90	31.30	+10.8
MercerIntl	MERC	.50	4.4	10	19.14	9.36	136	11.48	+10.0
MerchBcp n	MBIN	.24	1.2	...	29.15	18.85	31	20.75	+4.0
MercSys	MRCY	...	...	86	57.26	30.11	165	47.95	+1.4
MeridBcp	EBSB	.28f	1.9	18	21.85	13.67	72	15.10	+5.4
MeridnBk n	MRBK	...	...	...	20.50	15.26	4	17.21	+.2
MeridBio	VIVO	.50	3.0	27	19.84	13.53	376	16.45	-5.2
MeritMed	MMSI	...	...	54	66.34	41.55	390	54.10	-3.1
MerrimP rs	MACK	...	...	1	11.70	3.34	81	4.97	+28.8
Mersana n	MRSN	...	...	...	23.96	3.30	49	4.73	+15.9
MesaAir n	MESA	...	...	12	16.41	6.36	213	7.66	-.6
MesaLabs	MLAB	.64	.3	...dd	224.95	122.71	23	212.50	+2.0
Mesoblast n	**MESO**	**...**	**...**	**...**	**8.78**	**3.35**	**40**	**4.62**	+12.1
MetaFincl s	CASH	.20	1.0	6	39.33	18.01	169	20.87	+7.6
Methanx	MEOH	1.32	2.4	12	83.23	45.48	422	55.80	+15.8
Michaels	MIK	...	...	8	27.87	12.48	2258	15.55	+14.8
Microbot rs	MBOT	...	...	...	17.25	1.38	119	2.26	+31.4
Microchp	MCHP	1.46f	1.9	...cc	104.20	60.70	2884	76.62	+6.5
MicronT	MU	...	...	3	64.66	28.39	24391	35.91	+13.2
Microsoft	MSFT	1.84	1.8	43	116.18	83.83	29979	103.60	+2.0
MicroStr	MSTR	...	...	23	151.23	115.50	121	132.51	+3.7
Microvisn	MVIS	...	...	...dd	1.80	.51	307	.74	+22.2
MidPenn	MPB	.60	2.4	13	37.90	21.69	1	24.52	+6.5
MidConEn	MCEP	...	...	...dd	2.52	.60	12	1.03	+24.2
Midatech n	MTP	...	...	...	1.80	.12	1697	.20	+29.0
Middleby	MIDD	...	...	20	138.89	96.65	254	110.57	+7.6
MiddlefldB	MBCN	1.12	2.5	14	54.90	38.50	1	44.40	+4.6
MdsxWatr	MSEX	.96f	1.7	30	60.31	33.96	72	55.87	+4.7
MidlStBc n	MSBI	.88	3.8	16	36.06	19.56	40	23.22	+3.9
MidWOne	MOFG	.78	3.0	14	35.20	23.80	26	25.70	+3.5
Millendo rs	MLND	...	...	...dd	19.20	6.77	20	8.65	+8.8
MillerHer	MLHR	.79	2.4	14	41.85	28.66	259	33.28	+10.0
Mimecast n	MIME	...	...	...dd	46.87	29.67	341	34.28	+1.9
Mind CTI	MNDO	.30e	12.0	11	2.55	2.08	5	2.50	+9.6
Mindbody n	MB	...	...	...dd	45.50	21.61	1907	36.73	+.9
MinervaN	NERV	...	...	...dd	12.95	5.00	101	7.61	+12.9
Miragen rs	**MGEN**	**...**	**...**	**...**	**9.49**	**2.20**	**1045**	**3.53**	+16.5
MiratiTher	**MRTX**	**...**	**...**	**...dd**	**65.35**	**17.15**	**1515**	**60.79**	+43.3
Misonix	MSON	...	...	...dd	21.43	8.25	10	16.53	+3.2
Mitcham	MIND	...	...	...dd	4.57	2.50	12	3.90	+52.3
Mitchm pfA	MINDP	2.25	10.0	...	25.50	20.30	4	22.42	-1.5
MitekSys	MITK	...	...	35	11.43	6.32	171	10.87	+.6
MobileMini	MINI	1.00	2.9	...dd	50.40	29.46	146	34.61	+9.0
MobileIron	MOBL	...	...	...dd	5.71	3.80	439	4.69	+2.2
ModMed n	MMDM	...	...	...cc	10.24	9.72	228	10.20	
ModMed wt	MMDMW	...	...	...	.50	.39		.44	
ModMed rt	MMDMR	...	...	...	.55	.01		.25	
ModMed un	MMDMU	...	...	...	11.00	9.52		10.58	+1.9
Moderna n	MRNA	...	...	...	22.75	13.03	487	16.48	+7.9
MolecTemp	MTEM	...	...	...dd	13.25	3.19	26	4.42	+9.4
Moleculin n	MBRX	...	...	...	3.34	.93	134	1.44	+38.5
Momenta	MNTA	...	...	...dd	32.20	9.55	705	10.67	-3.4
Momo	MOMO	...	...	...	54.24	22.85	2420	27.00	+13.7
MonakGp n	**MKGI**	**...**	**...**	**...**	**5.07**	**.85**	**11**	**1.99**	+65.8
MonarCas h	MCRI	...	...	27	49.63	34.45	31	42.39	+11.1
Mondelez	MDLZ	1.04	2.5	20	46.54	37.42	7668	42.34	+5.8
MoneyGrm	MGI	...	...	...dd	14.00	1.59	238	2.22	+11.0
MngDB A n	**MDB**	**...**	**...**	**...**	**93.23**	**25.16**	**5906**	**75.20**	-10.2
MonPwSys	MPWR	1.20	1.0	82	152.21	101.99	227	122.79	+5.6
Monotype	TYPE	.46	2.9	50	26.75	15.29	101	16.11	+3.8
Monro	MNRO	.80	1.1	36	84.38	50.25	285	69.69	+1.4
MonroeCap	MRCC	1.40	12.8	7	14.65	9.10	222	10.90	+13.5
MonroeC23 n	MRCCL	1.44	5.8	...	25.05	23.00	4	24.80	+5.5
MonstrBv s	MNST	...	...	32	70.21	47.61	6413	53.26	+8.2
Mornstr	MORN	1.12f	1.0	22	144.34	90.00	60	109.12	-.7
MoSys rs	MOSY	...	...	...dd	2.23	.12	677	.18	+7.8
MotifBio n	**MTFB**	**...**	**...**	**...**	**11.50**	**4.42**	**1**	**8.50**	+29.0
MotifBi un	MTFBW	...	...	...	4.50	4.40		4.40	
MotorcarP	MPAA	...	...	20	28.98	12.09	280	19.76	+18.8
MotusGI n	MOTS	...	...	...dd	10.66	2.34	89	4.34	+39.5
MtnPDia g	MPVE	.04p	...	...	2.92	1.16	31	1.37	-4.7
Moxian n	**MOXC**	**...**	**...**	**...**	**3.95**	**.30**	**9**	**.35**	+3.8
MrCoopr rs	COOP	...	...	...	20.04	8.90	395	13.91	+19.2
MudrickC n	MUDS	...	...	...	9.95	9.55		9.87	-.1
MudrcC un	MUDSU	...	...	...	10.50	9.98		10.50	
MultiColor	LABL	.20	.5	10	89.70	29.96	150	42.07	+19.9
MustBio n	MBIO	...	...	...dd	12.89	2.18	50	3.30	+12.2
MutualFst	MFSF	.80f	2.8	14	40.00	24.28	6	28.28	+6.4
MySize n	MYSZ	...	...	...dd	3.58	.65	244	.90	+16.9
Mylan NV	MYL	...	...	9	47.82	26.04	3227	29.11	+6.2
MyndAn wt	MYNDW	...	...	...	.68	.36		.43	
MyndAnaly	**MYND**	**...**	**...**	**...**	**4.08**	**.62**	**150**	**1.13**	+54.4
MyoKard n	MYOK	...	...	...dd	67.79	39.16	192	46.70	-4.4
MyriadG	MYGN	...	...	34	50.44	26.80	748	30.67	+5.5

- N -

Name	Ticker Symbol	Div	Yield	PE	52-week High	52-week Low	Vol 1000s	Last	YTD %Chg
:NBT Bcp	NBTB	1.04f	2.9	15	41.88	30.36	43	35.90	+3.8
NCS Mltst n	NCSM	...	...	...	20.54	4.90	34	6.21	+22.0
NETgear	NTGR	...	...	...dd	78.30	35.65	364	36.81	-24.9
NF EngSv	NFEC	...	...	...	25.00	.86	157	18.20	+15.7
NI Hldg n	NODK	...	...	...	17.90	14.37	8	15.94	+1.3
NIC Inc	EGOV	.32	2.4	16	17.70	11.76	214	13.07	+4.7
NICE Ltd	NICE	.64	.6	34	119.83	84.49	115	107.24	-.9
NII Hldg n	**NIHD**	**...**	**...**	**...dd**	**8.51**	**.43**	**1266**	**5.08**	+15.2
nLIGHT n	**LASR**	**...**	**...**	**83**	**43.63**	**16.25**	**256**	**17.34**	-2.5
NMI Hldg h	NMIH	...	...	12	24.50	13.35	229	19.11	+7.1
NN Inc	NNBR	.28	3.4	9	29.50	5.55	292	8.28	+23.4
NV5 Global	NVEE	...	...	23	96.70	40.01	98	68.58	+13.3
NVE Corp	NVEC	4.00	4.4	34	135.00	68.50	20	91.28	+4.3
NXP Semi	NXPI	1.00	1.2	10	125.93	67.62	3096	80.03	+9.2
Nabriva n	NBRV	...	...	...dd	6.94	1.12	261	1.72	+17.8
NanoDim n	NNDM	...	...	...	3.89	.94	22	1.27	+14.4
NanoString	NSTG	...	...	...dd	20.41	5.87	757	20.25	+36.5
NanoVib n	NAOV	...	...	...	5.00	2.81		3.35	-7.5
Nanomtr	NANO	...	...	20	48.26	22.08	99	28.69	+5.0
NantHlth n	NH	...	...	...	4.05	.48	47	.77	+41.5
NantKwst n	NK	...	...	...	5.47	.93	191	1.39	+19.8
Napco	NSSC	...	...	34	17.74	8.55	29	15.31	-2.8
Nasdaq	NDAQ	1.76	2.2	20	96.84	72.98	723	80.55	-1.3
Natera n	**NTRA**	**...**	**...**	**...dd**	**29.62**	**8.60**	**1371**	**12.92**	-7.4
Nathans s	NATH	1.00a	1.3	37	107.05	60.35	19	74.53	+12.2
NatAmUnv	NAUH	.18	70.0	...	1.87	.13	106	.26	+42.8
NatlBnksh	NKSH	1.21e	3.3	18	49.75	34.49	13	36.80	+1.0
NatlBevrg	FIZZ	2.90e	...	22	127.32	70.57	244	77.72	+8.3
NatCineM	NCMI	.68	9.5	80	10.94	5.09	285	7.18	+10.8
NatlCmce n	NCOM	...	...	17	48.60	33.40	63	37.70	+4.7
NatEnrSv n	NESR	...	...	45	14.38	7.51	47	8.61	-.6
NatEnSv wt	NESRW	...	...	...	.84	.77		.80	
NatGenHld	NGHC	.16	.7	16	28.89	18.22	187	23.91	-1.2
NatGnH pfA	NGHCP	1.88	8.2	...	25.89	18.47	0	22.85	+13.6
NatGnH pfB	NGHCO	1.88	8.7	...	25.85	18.31	11	21.47	+8.1
NatGnH pfC	NGHCN	1.88	8.8	...	25.84	18.21	7	21.45	+8.0
NatGnH 55	NGHCZ	1.91	7.9	...	26.00	21.50	2	24.15	+6.9
NatlHld wt	NHLDW	...	...	...	2.60	.60		1.49	
NatlHld rs	NHLD	...	...	...	6.26	2.53	5	3.17	+17.4
NatInstrm	NATI	.92	1.9	58	53.57	38.78	346	47.29	+4.2
NatResrch	NRC	.76a	2.0	76	42.85	26.35	8	38.88	+1.9
NSecGrp	NSEC	.20	1.6	10	18.17	10.63		12.54	-3.6
NatlVis n	EYE	...	...	92	46.63	25.60	784	29.35	+4.2
NatWstnLf	NWLI	.36	.1	10	343.22	260.65	5	297.78	-1.0
NaturlAlt	NAII	...	...	10	12.15	8.73	12	10.98	+11.7
NatHlTr n	**NHTC**	**.64f**	**3.8**	**4**	**27.23**	**13.40**	**286**	**16.64**	-10.0
NaturesSun	NATR	.40	5.0	...dd	12.15	6.12	3	8.00	-1.8
NatusMed	BABY	...	...	45	37.95	27.69	293	34.38	+1.0
Nav43	JSM	1.50	8.8	...	23.99	15.23	54	17.00	+3.0
Navient	NAVI	.64	6.1	6	15.03	8.23	2039	10.45	+18.6
NavgGp s	NAVG	.28	.4	25	71.45	46.25	109	69.61	+.2
NaviosM n	NMCI	...	...	...	4.85	2.51	5	3.16	+11.7
NebulaAc n	NEBU	...	...	...cc	11.52	9.65		10.04	+3.0
NebulaA un	NEBUU	...	...	...	10.20	9.96		10.06	
NektarTh	NKTR	...	...	11	111.36	29.22	1427	41.47	+26.2
Nemaura n	**NMRD**	**...**	**...**	**...**	**6.80**	**.80**	**132**	**1.05**	+16.7
Neogen s	NEOG	...	...	46	97.38	52.10	419	59.00	+3.5
NeoGenom	NEO	...	...	...cc	19.04	7.08	3983	15.28	+21.2
NeonTh n	NTGN	...	...	...dd	16.23	4.87	83	5.30	+5.4
Neonode rs	**NEON**	**...**	**...**	**...**	**9.20**	**1.31**	**18**	**2.24**	+34.9
NeosTher n	NEOS	...	...	...dd	11.69	1.40	209	2.30	+39.4
Neovas grs	NVCN	...	...	...	72.50	.43	1077	.63	+3.6
NeptWln g	**NEPT**	**...**	**...**	**8**	**5.14**	**2.27**	**1533**	**3.57**	+40.6
Net1UEPS	UEPS	...	...	6	13.15	4.32	173	4.80	+2.3
NetElem rs	NETE	...	...	...	14.38	3.75	43	6.37	+11.4
NetApp	NTAP	1.60	2.6	26	88.08	52.00	2713	61.46	+3.0
NetEase	NTES	1.67e	.7	25	348.99	184.60	828	255.15	+8.4
Netflix s	NFLX	...	...	...cc	423.21	206.91	13395	324.66	+21.3
NtScout	NTCT	...	...	32	31.78	21.58	1000	24.73	+4.7
NetSolTch	NTWK	...	...	15	10.53	4.25	48	7.25	+17.9
Neuralst h	CUR	...	...	...	2.36	.28	106	.35	+12.5
NeuM wt rs	NUROW	...	...	...	.12	.03		.06	
NeurMx rs	NURO	...	...	...	2.96	.60	87	.99	+30.3
Neurcrine	NBIX	...	...	...dd	126.98	64.72	692	84.27	+18.0
Neuronet n	STIM	...	...	...dd	39.39	15.40	50	17.50	-9.6
Neurotrpe h	NTRP	...	...	...	11.93	3.33	12	4.05	+13.4
NewAgeB n	NBEV	...	...	...	9.99	1.30	13652	6.04	+16.2
NewLink	NLNK	...	...	...dd	9.14	1.28	126	1.56	+2.6
NYMtgTr	NYMT	.80	13.1	7	6.54	5.35	2301	6.13	+4.1
NYMtT pfB	NYMTP	1.94	8.5	...	25.24	18.66	4	22.92	+4.3
NYMtT pfC	NYMTO	1.97	8.6	...	24.97	20.52	3	22.85	+3.0
NYMtgT pfD	NYMTN	2.00	8.7	...	24.91	20.70	10	22.98	+4.9
NewatrTc n	NEWA	...	...	...	29.69	5.01	16	5.71	+2.0
NewellRub	NWL	.92f	4.5	...dd	32.58	15.12	4718	20.55	+10.5
NewmrkGp	NMRK	.36	4.2	12	15.62	8.63		8.65	
NewsCpA	NWSA	.20	1.6	...dd	17.29	10.65	1419	12.18	+7.3
NewsCpB	NWS	.20	1.6	...	17.70	10.85	406	12.37	+7.1
NewtekBsn	NEWT	1.80e	9.7	...	24.24	15.59	104	18.54	+6.3
Newtek 22	NEWTZ	1.88	7.3	...	26.67	25.20		25.53	+.5
Newtek23 n	NEWTI	1.56	6.2	...	26.00	24.50	8	25.12	+.5
Nexeo Sol	NXEO	...	...	...	12.64	7.93	212	8.99	+4.7
Nexeo wt	NXEOW	...	...	...	.78	.66		.71	
Nexeo un	NXEOU	...	...	...	13.90	8.00	0	9.00	-1.3
NexstarM	NXST	1.50	1.8	6	89.75	60.30	483	84.15	+7.0
NextDec n	NEXT	...	...	...	9.03	3.95	22	4.89	-9.4
NxtGenHl	NXGN	.70	4.3	26	23.73	12.24	165	16.11	+6.3
NichFncl h	NICK	...	...	43	12.50	8.36	1	10.36	-.4
NicoletBc n	NCBS	...	...	14	58.60	46.02	9	51.40	+5.3
NightstTh n	**NITE**	**...**	**...**	**...**	**29.55**	**9.59**	**82**	**14.20**	+23.3
NiuTech n	NIU	...	...	...	10.20	6.04	75	7.33	+4.7
Noodles	NDLS	...	...	...dd	13.50	5.25	156	7.21	+3.1
Nordson	NDSN	1.40	1.1	11	151.49	110.16	231	124.48	+4.3
NorSys	NSYS	...	...	27	8.08	2.77	2	4.29	+20.8
NorestB	NBN	.04	.2	10	26.00	15.54	16	18.07	+8.0
NthnTech	NTIC	.48f	1.8	11	41.90	19.55	2	27.24	-7.9
NorTrst	NTRS	2.20	2.6	15	115.61	75.96	905	84.89	+1.6
NthnTr pfC	NTRSP	1.46	5.8	...	27.78	24.31	24	25.30	+2.0
NorthfldBc	NFBK	.40	2.8	18	17.43	12.76	122	14.11	+4.1
Nthrim	NRIM	1.08	3.0	15	45.40	29.66	8	35.74	+8.7
NwstBcsh	NWBI	.68	3.9	18	18.56	15.50	349	17.49	+3.2
NwstPipe	NWPX	...	...	...dd	25.05	16.52	24	23.15	-.6
NorwdFn s	NWFL	.96f	3.0	20	40.58	28.76	5	31.61	-4.2
NovaLfstyl	NVFY	...	...	...	2.82	.41	26	.71	+54.3
NovaMeas	NVMI	...	...	12	32.00	20.83	92	22.89	+.5
Novan n	**NOVN**	**...**	**...**	**...**	**3.68**	**.65**	**358**	**1.70**	+104.2
Novanta	NOVT	...	...	...	78.85	48.40	129	67.45	+7.1
Novavax	NVAX	...	...	...dd	2.75	1.15	8663	2.23	+21.2
Novelion rs	NVLN	...	...	...dd	5.87	.70	677	1.03	+22.6
NovoCure n	NVCR	...	...	...dd	53.70	19.06	861	42.00	+25.4
NovumeS hn	**NVMM**	**...**	**...**	**...**	**4.75**	**.43**	**84**	**.62**	-4.6
NovusTher rs	**NVUS**	**...**	**...**	**...dd**	**8.61**	**1.52**	**21**	**2.26**	+40.9
NuCana n	NCNA	...	...	...cc	32.00	11.09	77	16.22	+11.9
NuVasive	NUVA	...	...	38	72.41	43.51	940	46.06	-7.1
NuanceCm	NUAN	...	...	...dd	18.75	12.18	2761	15.09	+14.1
Nutanix n	NTNX	...	...	...	64.87	29.34	1421	45.13	+8.5
NutriSyst	NTRI	1.00	2.3	24	53.30	26.06	1125	43.65	-.5
Nuvectra	NVTR	...	...	...	25.17	7.87	134	15.74	-3.7
NvNq100Dy	QQQX	1.68	7.9	...q	28.19	18.42	111	21.17	+5.8
Nvidia	NVDA	.64f	.4	24	292.76	124.46	13056	145.23	+8.8
NxStageMd	NXTM	...	...	...dd	29.26	22.70	299	28.72	+.3
Nxt-ID wt	NXTDW	...	...	...	.78	.35		.39	
Nxt-ID rs	NXTD	...	...	...	3.72	.53	61	.84	+24.0
NymoxPh	NYMX	...	...	...dd	4.60	1.25	43	1.75	+33.6

- O -

Name	Ticker Symbol	Div	Yield	PE	52-week High	52-week Low	Vol 1000s	Last	YTD %Chg
:**O2Micro**	**OIIM**	**...**	**...**	**...**	**2.40**	**1.30**	**53**	**1.53**	+1.3
OFS Cap	OFS	1.36a	12.4	9	12.75	9.53	37	10.95	+3.3
OFS C25 n	OFSSL	1.59	6.4	...	25.52	22.38	7	24.70	+1.9
OFS 25 n	OFSSZ	...	...	...	25.01	23.47	1	25.00	+4.1
OFS Cred n	OCCI	2.00	12.5	...	19.00	13.75	9	15.98	+4.7
OHA Inv	OHAI	.08	6.9	6	1.65	.85	16	1.17	+15.3
OP Bancp n	OPBK	...	...	...	14.10	8.07	21	9.14	+3.0
OReillyAu	ORLY	...	...	23	363.20	217.64	518	343.44	-.3
OSI Sys	OSIS	...	...	67	82.94	50.50	151	75.34	+2.8
OakVlyBcp	OVLY	.26e	1.4	17	25.65	16.39	4	19.15	+4.6
OaktrSpL	OCSL	.38	8.4	...dd	5.14	4.08	280	4.50	+6.4
OaktrSp28	OCSLL	1.53	6.2	...	25.33	21.56	14	24.57	+4.3
OaktStInco	OCSI	.62	7.5	11	8.87	7.44	33	8.29	+7.0
OasmiaPh n	**OASM**	**.02p**	**...**	**...**	**5.70**	**.89**	**1**	**3.22**	+6.6
ObalonT n	OBLN	...	...	...dd	8.19	1.46	176	1.84	-11.1
ObsEva n	OBSV	...	...	...	20.35	9.05	12	14.35	+13.3
OceanBio	OBCI	.05e	...	...	4.78	3.05	11	3.31	+.8
OceanPw h	OPTT	...	...	...dd	1.52	.28	224	.40	+16.5
OceanFst	OCFC	.68f	3.0	14	30.90	21.30	183	22.97	+2.0
OconeeFed	OFED	.40	1.6	...	30.27	23.06	1	25.56	+2.7
OcularTher	OCUL	...	...	...dd	8.28	3.55	816	4.00	+.5
OdonateT n	ODT	...	...	...	32.00	11.54	64	14.97	+6.3
OdysMr rsh	OMEX	...	...	...dd	13.75	3.16	49	4.40	+32.1
OfficeDpt	ODP	.10	3.4	8	3.66	2.00	5873	2.96	+14.7
OhioValB	OVBC	.84	2.3	23	56.15	26.45	3	36.50	+3.1
OhrPhar h	**OHRP**	**...**	**...**	**...dd**	**.49**	**.08**	**1094**	**.13**	+46.5
Okta n	OKTA	...	...	...dd	75.49	26.00	1727	68.84	+7.9
OldDomFrt	ODFL	.52	.4	31	170.22	115.00	492	128.07	+3.7
OldLnBc	OLBK	.40	1.4	15	35.72	24.51	26	28.16	+7.0
OldNBcp	ONB	.52	3.3	20	20.95	14.45	758	15.95	+3.6
OldPoint	OPOF	.44	2.1	14	31.50	19.00	5	20.60	-5.6
OldSecBc	OSBC	.04	.3	15	16.30	11.32	200	13.58	+4.5
OlScCTrl pf	OSBCP	.78	7.5	...	10.68	10.18	25	10.35	+.2
Ollies n	OLLI	...	...	32	97.61	50.20	1015	76.49	+15.0
OlympStl	ZEUS	.08	.5	5	25.84	13.72	34	17.57	+23.1
OmegaFlex	OFLX	.96	1.7	33	95.00	51.02	8	58.11	+7.5
Omeros	OMER	...	...	...dd	27.00	8.36	327	12.25	+10.0
Omnicell	OMCL	...	...	...cc	79.48	39.75	269	65.28	+6.6
OnSmcnd	ON	...	...	9	27.10	14.55	6475	17.89	+8.4
OnTrack	OTIV	...	...	...	1.68	.55	46	.80	+35.6
OncoMed	**OMED**	**...**	**...**	**...dd**	**3.78**	**.55**	**168**	**.73**	-2.7
OncolBio n	**ONCY**	**...**	**...**	**...dd**	**7.40**	**1.64**	**141**	**2.13**	+17.7

Continued on **next page**

Continued from **previous page**

Nasdaq

Name	Ticker Symbol	Div	Yield	PE	52-week High	52-week Low	Vol 1000s	Last	YTD %Chg
Onconov wt	ONTXW	...	...	...	.80	.80		.80	
Onconva rs	ONTX	...	...	...	39.98	1.69	38	2.28	+8.1
OncoSec rs	ONCS	...	...	...dd	2.21	.54	291	.69	+8.4
OneGpHosp	STKS	...	...	...dd	3.68	1.87	0	3.08	+.3
OneHorz rs	OHGI	...	...	...dd	3.03	.07	1708	.13	+40.0
180 DgrCap	TURN	...	...	...	2.50	1.68	56	1.92	+9.5
OneStopS n	OSS	...	...	...dd	6.25	1.81	23	2.23	+14.9
1800Flowrs	FLWS	...	...	11	15.00	9.76	151	12.87	+5.2
OneSpan	OSPN	...	...	75	23.35	11.41	114	14.17	+9.4
OpenText s	OTEX	.61	1.8	22	40.31	30.99	386	34.47	+5.7
OperaLtd n	OPRA	...	...	67	15.62	5.31	248	7.76	+39.6
▲OpesAcq n	OPES	...	...	...dd	10.00	9.30	2	10.01	+.8
OpesAcq un	OPESU	...	...	...	10.32	9.11		10.24	-.3
OpGn wt rs	OPGNW	...	...	...	1.30	.78		.82	
OpGen n rs	**OPGN**	...	...	...	**7.60**	**.76**	**283**	**1.80**	+38.5
Ophthotech	OPHT	...	...	...dd	4.50	1.02	161	1.40	+16.7
OpiantPh n	OPNT	...	...	...	32.28	12.02	17	14.88	+2.9
OpkoHlth	OPK	...	...	...dd	6.40	2.34	2841	3.75	+24.6
OptiNose n	**OPTN**	...	...	...dd	**30.00**	**5.66**	**112**	**7.10**	+14.5
Optibase	OBAS	...	...	...dd	9.60	7.43	1	9.20	+6.1
OptCable	OCC	.08	2.1	...	6.40	2.30	1	3.75	-1.6
OptimBk h	OPHC	...	...	...	7.18	2.70	5	3.75	+25.0
OpusBank	OPB	.43e	2.1	13	30.95	17.79	171	20.50	+4.6
OramedPh	ORMP	...	...	...	9.06	2.97	27	3.44	+14.7
OraSure	OSUR	...	...	22	22.22	10.27	1162	11.90	+1.9
Orbcomm	ORBC	...	...	...dd	11.95	7.62	197	8.80	+6.5
Orbotch	ORBK	...	...	21	65.75	44.14	355	58.11	+2.8
OrchTher n	ORTX	...	...	...	19.24	8.65	24	14.70	-6.5
OrganognH	**ORGO**	...	...	...	**310.90**	**9.47**	**4**	**148.85**	+1366.5
Organovo	ONVO	...	...	...dd	2.09	.90	885	1.08	+12.9
Orgenesis n	ORGS	...	...	...	16.80	3.87	2	5.00	+6.8
OrignAg rs	**SEED**	...	...	...	**15.20**	**4.75**	**15**	**6.24**	+20.7
OrigBcp n	OBNK	.13	.4	68	42.31	27.41	46	35.27	+3.5
OrigoAc un	CNLMU	...	...	...				11.01	
OrionEng h	OESX	...	...	...dd	1.25	.53	27	.80	+40.1
Oritani	ORIT	1.00a	6.5	11	17.30	14.07	95	15.46	+4.8
OrrstownF	ORRF	.52	2.7	15	27.05	17.30	9	19.29	+5.9
OrthoPed n	KIDS	...	...	...	39.81	14.00	38	32.50	-6.8
OrthoMed	OFIX	...	...	68	63.57	47.79	83	51.18	-2.5
OsirisTher n	OSIR	...	...	...cc	14.80	7.30	26	13.20	-2.2
Osmotica n	OSMT	...	...	...	9.90	6.21	43	8.30	+7.1
OssenInn rs	**OSN**	...	...	...	**8.90**	**1.06**	**8**	**1.41**	+4.4
Otelco	OTEL	...	...	8	17.75	12.10	10	16.49	+2.0
Otonomy	OTIC	...	...	...dd	6.45	1.50	95	1.99	+7.6
OttawaBc n	OTTW	.20	1.5	51	14.66	12.75	3	13.32	-.1
OtterTail	OTTR	1.34	2.8	22	51.88	39.00	48	48.32	-2.7
OutlookTh	OTLK	...	...	...	1.27	.57	51	.65	+.6
OutlookT wt	OTLKW	...	...	...	.04	.02		.03	
Overstk	OSTK	...	...	...dd	89.80	12.33	1632	15.05	+10.8
Ovid Th n	OVID	...	...	...dd	11.45	2.34	13	3.19	+31.8
Oxbridge	OXBR	.48	48.2	8	3.00	.51	0	.00	+57.9
Oxbrdge wt	OXBRW	...	...	...	.20	.11		.15	
OxfordImm	OXFD	...	...	...dd	19.19	10.00	151	14.88	+16.4
OxfordLn	OXLC	1.62	16.0	...	11.74	7.35	239	10.12	+4.3
Oxford 23pf	OXLCO	1.88	7.4	...	25.60	23.98	9	25.34	+.9
OxfrLn24 pf	OXLCM	1.69	6.7	...	25.93	24.02	2	25.16	-.2
OxfSqCap	OXSQ	.80	12.9	5	7.52	5.15	177	6.20	-4.2
OxfSqC24 n	OXSQL	1.63	6.6	...	26.21	25.14		24.54	

P-Q

Name	Ticker Symbol	Div	Yield	PE	52-week High	52-week Low	Vol 1000s	Last	YTD %Chg
:P&F Inds	PFIN	.20	2.5	...	8.88	6.03	2	8.05	+4.2
PAM	**PTSI**	...	...	41	**70.00**	**31.81**	**17**	**45.85**	+16.3
PB Bncp	PBBI	.28f	2.5	52	12.20	10.25	0	10.99	+1.8
PC Cnnctn	CNXN	.32e	...	15	43.05	22.66	45	31.30	+5.3
PC-Tel	PCTI	.22	4.7	...	7.85	3.88	25	4.69	+9.3
PCM Inc	PCMI	...	...	29	25.23	6.90	60	19.15	+8.7
PCSB Fn n	PCSB	.12	.6	51	22.34	18.16	73	19.89	+1.7
PDC Engy	PDCE	...	...	...dd	66.20	26.59	1408	33.99	+14.2
PDF Sol	PDFS	...	...	83	16.66	7.56	82	9.18	+8.9
▲PDL Bio	PDLI	.20	6.3	...dd	3.21	2.25	1365	3.19	+10.0
PDL Cmt n	PDLB	...	...	...	16.23	12.47	21	12.66	-.6
PHI vtg	**PHII**	...	...	...dd	**13.95**	**2.25**	**28**	**3.08**	+36.9
PHI nv	PHIIK	.20	10.4	...dd	13.39	1.69	297	1.92	+3.8
PICO Hld s	PICO	5.00e	...	...dd	13.40	8.85	50	9.98	+9.2
PLX Phr rs	**PLXP**	...	...	...	**7.60**	**1.00**	**197**	**4.53**	+196.1
PRA Grp	PRAA	...	...	50	43.75	22.62	294	28.14	+15.5
PRA Hlth	PRAH	...	...	...cc	121.98	79.20	376	97.00	+5.5
PRGX Glbl	PRGX	...	...	...dd	10.30	6.95	150	9.21	-2.7
PTC Inc	PTC	...	...	...cc	107.44	63.20	706	86.67	+4.5
PTC Thera	PTCT	...	...	...dd	52.95	18.16	821	37.96	+10.6
PacWstBc	PACW	2.40	6.7	11	55.86	31.16	1265	36.05	+8.3
Paccar	PCAR	1.28f	2.2	9	79.69	53.43	2820	59.16	+3.5
PacBiosci	PACB	...	...	...dd	7.84	2.02	907	7.22	-2.4
PacCityF n	PCB	.12	.8	...	20.95	13.36	8	15.12	-3.4
PacEthanol	PEIX	...	...	...dd	4.75	.76	298	1.19	+38.2
PacMerc	PMBC	...	...	17	10.45	6.80	10	7.55	+5.6
PacPreBc	PPBI	.15p	...	15	46.05	23.01	276	26.68	+4.5
PaciraPhm	PCRX	...	...	...dd	55.00	26.95	407	38.17	-11.3
PainThr rs	PTIE	...	...	...dd	12.80	.76	153	1.06	+24.7
PanASlv	PAAS	.14	.9	29	18.75	12.12	1384	15.06	+3.2
PangaeaL	**PANL**	...	...	1	**3.90**	**2.13**	**13**	**3.10**	+2.3
PapaJohns	PZZA	.90	2.1	30	69.45	38.05	372	42.48	+6.7
PapaMurph	FRSH	...	...	11	5.84	4.28	2	5.12	+7.8
ParatekPh	PRTK	...	...	...dd	18.85	4.50	160	6.13	+19.5
ParingaR n	**PNRL**	...	...	...	**10.38**	**6.55**	**0**	**7.00**	-7.9
ParkCity	PCYG	...	...	40	11.75	5.64	17	7.14	+19.6
ParkOh	PKOH	.50	1.6	15	47.90	28.01	11	32.18	+4.9
ParkeBcp	PKBK	.56	3.0	12	24.80	16.71	3	18.57	-.8
PrtnrCm	PTNR	...	...	13	6.60	3.23	5	4.63	-1.9
PathfdBcp	PBHC	.24	1.7	21	16.64	13.45	3	14.30	-8.7
PatrkInd s	PATK	...	...	11	72.35	27.32	425	35.06	+18.4
PatrNBc rs	PNBK	.04	.3	20	25.50	13.80		14.21	-.3
PatriotTr n	PATI	...	...	15	23.80	17.22	0	18.46	-6.4
PatternEn	PEGI	1.69	8.3	13	21.94	16.58	799	20.24	+8.7
Patterson	PDCO	1.04	4.8	10	38.52	18.94	1241	21.61	+9.9
PattUTI	PTEN	.16	1.3	...dd	25.03	9.49	6095	12.77	+23.4
▼Pavmed n	**PAVM**	...	...	...dd	**3.98**	**.87**	**1000**	**.99**	+2.9
Pavmed wt	PAVMW	...	...	...	1.25	.42		.42	
Paychex	PAYX	2.24	3.3	26	76.02	59.36	1567	67.41	+3.5
Paylocity	PCTY	...	...	...cc	88.47	41.15	383	62.33	+3.5
PayData rs	PYDS	...	...	...dd	3.39	1.38	22	1.82	+9.6
PayPal n	PYPL	...	...	58	93.70	70.22	7302	90.70	+7.9
pdvWirelss	PDVW	...	...	...dd	47.87	22.50	34	39.90	+6.7
PeakRsts	SKIS	.28	5.8	...dd	5.78	4.45	8	4.80	+2.6
PeapkGl	PGC	.20	.8	12	38.00	23.96	67	26.58	+5.6
Pegasyst	PEGA	.12	.2	...cc	67.95	43.21	160	51.78	+8.3
PnnNtGm	PENN	...	...	19	36.90	17.30	2369	24.56	+30.4
PennVa n	PVAC	...	...	...	96.13	32.49	132	57.62	+6.6
PennantPk	PNNT	.72	10.4	5	7.84	6.21	251	6.95	+9.1
PenPkFR	PFLT	1.14	9.2	7	14.12	11.05	107	12.39	+7.1
PennsWd	PWOD	1.88	4.8	15	47.00	38.53	3	38.90	-3.3
PensarAc n	WRLS	...	...	...dd	10.17	7.75	37	10.12	-.1
PensareAc wt	WRLSW	...	...	...	.51	.51		.51	
PensrAc rt	WRLSR	...	...	...	.55	.18	0	.28	-3.4
PensarA un	WRLSU	...	...	...	11.48	10.20		10.55	
PeopUtdF	PBCT	.70	4.6	13	20.26	13.66	4180	15.13	+4.9
PeopUtd pf	PBCTP	1.41	6.0	...	28.99	20.44	61	23.39	+5.3
PeBcOH	PEBO	1.20f	3.8	15	39.58	28.35	21	31.28	+3.9
PeopBNC	PEBK	.52	2.0	14	33.49	20.03	6	26.49	+8.3
PeopFSvc	PFIS	1.32	3.0	16	52.00	39.01	8	43.80	-.6
PeopUtah n	PUB	.44f	1.5	27	38.70	27.81	17	29.93	-.7
PepperFd n	KPFS	...	...	...	8.85	5.36		5.50	-1.1
PepsiCo	PEP	3.71	3.4	31	122.51	95.94	7760	108.15	-2.1
Percptr	PRCP	.15	1.8	31	12.25	6.75	0	8.45	+3.7
Perficient	PRFT	...	...	43	31.09	18.23	305	23.48	+5.5
Performnt	**PFMT**	...	...	...dd	**3.52**	**1.25**	**3**	**1.96**	-12.9
PerionNwk rs	PERI	...	...	...	4.05	2.13	68	2.97	+14.2
PermaFix	PESI	...	...	...	5.15	1.90	4	3.18	+35.3
PermaPip	PPIH	...	...	...dd	10.43	8.30	10	8.64	-1.3
Pernix hrs	PTX	...	...	...dd	3.30	.27	141	.44	+5.5
PershGld rs	PGLC	...	...	...	2.55	.80	24	1.21	+14.2
PetIQ n	PETQ	...	...	...	43.93	17.56	351	24.45	+4.2
PetMed	**PETS**	**1.08**	**4.7**	**12**	**57.80**	**21.85**	**746**	**22.75**	-2.2
PFSweb	PFSW	...	...	...dd	11.86	4.84	58	6.36	+24.0
PhaseBio n	PHAS	...	...	...dd	6.00	2.55	47	3.62	+17.2
PhibroAH	PAHC	.40	1.2	24	54.62	30.79	83	33.36	+3.7
Phio P wt rs	PHIOW	...	...	...	1.00	.22		.83	
Phio Ph rs	PHIO	...	...	...	6.76	.27	614	.37	+10.6
PhotrIn	PLAB	...	...	1	11.00	7.20	755	10.38	+7.2
▼PiedmLithn	**PLL**	...	...	...	**17.98**	**8.36**	**4**	**7.72**	-7.7
PierisPhm	**PIRS**	...	...	...	**9.75**	**2.39**	**474**	**3.14**	+18.0
PilgrimsP	PPC	...	...	8	31.25	14.83	681	17.22	+11.0
Pinduodou n	PDD	...	...	...	30.48	16.53	4956	26.38	+17.6
PingtanM	PME	.04	1.9	13	4.20	1.71	2	2.12	-16.9
PinnaclFn	PNFP	.64	1.2	15	69.85	43.23	513	51.32	+11.3
PintecTc n	PT	...	...	...	15.10	9.34	0	10.70	+2.2
PioneerPw	PPSI	...	...	18	7.95	4.40		5.50	+4.8
Pixelwrks	PXLW	...	...	...	7.05	2.60	284	3.21	+10.7
PlatEag n	EAGL	...	...	...cc	11.82	9.60	4	10.08	
PlatEag un	EAGLU	...	...	...	11.00	8.00		10.58	-.1
PlayaHot n	PLYA	...	...	...dd	11.69	5.98	340	7.52	+4.6
Plexus	PLXS	...	...	...	66.78	47.63	101	53.98	+5.7
PlugPowr h	PLUG	...	...	...dd	2.42	.99	2709	1.45	+16.9
PlumasBc	PLBC	.36	1.6	11	29.45	20.51	1	22.41	-1.3
Plurlsght n	PS	...	...	...	38.37	17.88	749	26.99	+14.6
PluristemT	PSTI	...	...	...dd	1.65	.66	260	1.07	+35.8
PointrTel h	PNTR	...	...	20	19.48	10.25	8	14.25	+17.3
PointsInt g	PCOM	...	...	22	18.48	8.97	85	9.96	
PolarPwr n	POLA	...	...	...	6.85	4.01	4	4.90	+1.4
Polarity rs	PTE	...	...	...dd	41.22	11.54	275	14.59	+8.2
Pool Corp	POOL	1.80f	1.2	29	175.87	123.88	133	152.81	+2.8
PopeRes	POPE	4.00f	6.0	22	73.50	62.50	1	66.62	+1.7
Popular	BPOP	1.00	2.1	17	58.55	35.39	508	48.59	+2.9
Popular pf	BPOPN	1.68	6.6	...	25.92	23.76	1	25.44	-.4
PopCpII pf	BPOPM	1.53	6.3	...	25.00	21.77	2	24.20	
PortolaPh	PTLA	...	...	...dd	55.48	14.81	1921	23.17	+18.7
Potbelly	PBPB	...	...	...dd	14.15	7.71	97	8.50	+5.6
PotltchDel	PCH	1.60	4.7	15	55.75	28.07	279	34.12	+7.8
PowellInds	POWL	1.04	3.7	...dd	41.42	22.55	38	28.27	+13.0
PwrInteg	POWI	.64	1.0	31	80.50	47.35	117	62.58	+2.6
PS VarRate	VRIG	.74	3.0	...	25.29	25.06		25.08	
PranBio rs	PRAN	...	...	...	3.25	1.09	48	1.70	+32.7
Precipio n	**PRPO**	...	...	...	**1.75**	**.15**	**28047**	**.24**	+52.6
PrecTh h	**AIPT**	...	...	...dd	**1.58**	**.60**	**44**	**.78**	+26.0
PfdBkLA	PFBC	1.20	2.7	...	69.48	39.87	38	45.17	+4.2
PrefrmdLn	PLPC	.80	1.4	20	96.83	49.40	4	59.07	+8.9
PremFin s	PFBI	.60	3.7	11	26.05	14.42	8	16.07	+7.8
Premier	PINC	...	...	...dd	47.22	28.81	780	38.33	+2.6
Presbia h	**LENS**	...	...	...	**5.50**	**.28**	**56**	**.58**	+91.7
Presidio n	PSDO	.16	1.1	...	19.64	11.97	106	14.20	+8.8
PriceTR	TROW	2.80	3.0	16	127.43	84.59	1674	92.29	
PrSmrt	PSMT	.70	1.1	29	94.45	55.53	620	64.15	+8.5
PrmEgy	PNRG	...	...	...dd	80.80	47.10		80.80	+15.3
PrimoWtr	**PRMW**	...	...	...dd	**20.72**	**11.16**	**184**	**14.17**	+1.1
Primoris	PRIM	.24	1.2	14	28.90	17.82	238	20.29	+6.1
PrinPrice	PSET	.41e	1.3	...	35.55	30.50		31.57	+1.7
PrinShHld	PY	.65e	2.2	...	34.81	27.03	0	28.99	+4.8
PrinHlln ef	BTEC	...	...	...	39.21	25.02		30.32	+9.9
PrinMill ef	GENY	.24e	.7	...	39.30	29.83	1	33.19	+6.4
Prin US SC	PSC	.36e	1.2	...	36.86	26.04	1	29.47	+6.1
PrinIntM n	PXUS	2.42e	2.4	...	106.29	98.90		98.95	
PrinFncl	PFG	2.16f	4.7	9	75.59	40.42	1480	45.92	+4.0
PrinBio n	PRNB	...	...	...	36.00	22.00	130	30.85	+12.6
PriorityTc	**PRTH**	...	...	...dd	**12.99**	**6.00**	**2**	**6.85**	-14.3
PriorTc wt	PRTHW	...	...	...	.50	.43		.47	
PriorTc un	PRTHU	...	...	...	13.32	8.00		8.00	
ProDex	PDEX	...	...	24	16.00	6.05	33	12.57	+4.1
ProPhaseL	PRPH	1.25e	...	...dd	5.29	1.75	7	3.18	+1.0
ProQRTher	**PRQR**	...	...	...dd	**24.00**	**2.80**	**645**	**14.93**	-5.4
PrUltBio s	BIB	...	...	...q	70.82	36.05	176	53.38	+26.8
PrUltPQ s	TQQQ	...	...	...q	73.36	30.32	21794	41.99	+13.4
ProDvrs h rs	**IPDN**	...	...	...	**5.24**	**.73**	**6**	**1.50**	+50.0
ProfirEng	PFIE	...	...	1	5.30	1.36	99	1.71	+17.9
PrognicsPh	PGNX	...	...	...dd	9.42	3.62	1344	4.80	+14.3
ProgrsSoft	PRGS	.62f	1.7	28	53.60	30.23	248	36.48	+2.8
Proofpoint	PFPT	...	...	...dd	130.27	75.92	353	90.03	+7.4
PShtQQQ rs	SQQQ	.07p	...	...q	23.26	10.83	42638	14.34	-14.4
ProS Ris n	EQRR	.81e	2.0	...	52.12	33.98	0	39.78	+6.9
PrUlNBio rs	UBIO	...	...	...	46.35	15.76	57	28.26	+41.3
ProUShBio	BIS	.02p	...	...q	27.62	15.38	178	18.02	-22.0
ProspctCap	PSEC	.72	10.8	8	7.60	5.70	1798	6.69	+6.0
ProtagTh n	PTGX	...	...	...dd	23.97	5.49	85	7.22	+7.3
ProtctInsA	PTVCA	1.12	6.6	39	24.86	15.50		17.00	
PrtctInsB	PTVCB	1.12	6.8	38	25.70	15.81	28	16.58	-.4
ProteonTh	PRTO	...	...	...dd	2.90	1.50	16	2.52	+11.0
Proteos n	PTI	...	...	9	10.38	1.71	1055	3.71	+14.5
Prothena	PRTA	...	...	...dd	46.14	8.63	699	11.25	+9.2
Provent n	PRVB	...	...	...dd	8.00	1.52	33	2.20	+24.3
ProvidSv	PRSC	...	...	15	83.90	54.02	64	62.30	+3.8
ProvidBc n	PVBC	...	...	...	30.80	19.81	6	21.95	+1.2
ProvFnH	PROV	.56	3.6	17	19.78	14.67	3	15.76	+1.7
PrudntlBcp	PBIP	.20a	1.1	89	19.87	13.92	6	17.75	+.9
PsychmCp	PMD	.72	4.2	16	22.88	13.94	12	16.99	+7.1
PuhuiWl n	PHCF	...	...	...	6.30	4.65	12	5.72	-4.7
Pulmatrix	PULM	...	...	...dd	2.17	.20	261	.30	+25.0
PulseBio n	PLSE	...	...	...dd	24.87	8.60	64	12.09	+5.5
PumaBiotc	**PBYI**	...	...	...dd	**101.50**	**17.60**	**828**	**25.00**	+22.9
▲PureAcq n	PACQ	...	...	...	9.90	9.59	371	9.92	+.8
PureAcq un	PACQU	...	...	...	11.37	10.08		10.43	-.7
PureCycle	PCYO	...	...	...	11.74	7.75	11	9.78	-1.5
PurplInv n	PRPL	...	...	...dd	13.90	4.45	1	5.17	-12.2
PyxisTnkr	PXS	...	...	37	3.70	.64	123	1.12	+12.3
QAD Inc B	QADB	.24	.8	...dd	49.40	27.00	1	30.71	+4.1
QAD A	QADA	.29	.7	...dd	61.80	38.39	48	40.82	+3.8
QCR Hld	QCRH	.24	.7	12	49.60	30.15	26	33.49	+4.4
QIWI plc	QIWI	.84e	5.8	14	20.05	11.61	262	14.41	+1.9
Qorvo	QRVO	...	...	75	86.84	54.74	3127	61.86	+1.9
Qualcom	QCOM	2.48	4.4	...dd	76.50	48.56	10954	56.80	-.2
Qualstar rs	QBAK	...	...	...	13.50	4.51	12	6.18	+17.7
Qualys	QLYS	...	...	57	98.30	57.20	425	78.26	+4.7
Quantenn n	QTNA	...	...	...	19.41	12.19	372	15.66	+9.1
Quanterx n	**QTRX**	...	...	...dd	**24.81**	**13.00**	**158**	**22.66**	+23.8
Quartrhill g	QTRH	.05	...	...dd	1.98	.86	57	1.04	+5.4
QuestRes rs	QRHC	...	...	...dd	3.10	1.26	5	1.48	+8.8
QuickLog h	QUIK	...	...	...dd	2.22	.56	153	.91	+24.0
Quidel	QDEL	...	...	59	77.63	41.50	303	52.67	+7.9
▲QuinStreet	**QNST**	...	...	**73**	**17.75**	**8.29**	**2266**	**18.43**	+13.6
Qumu Cp	QUMU	...	...	...dd	3.15	1.42	19	2.17	+14.2
Quotinet	QTNT	...	...	...	9.02	2.78	224	6.81	+11.3
QuratRet A	QRTEA	...	...	19	29.11	18.04	2095	20.87	+6.9
QuratRet B	QRTEB	...	...	21	28.90	18.47		20.33	+10.1
Qutoutiao n	**QTT**	...	...	...	**20.39**	**4.00**	**4660**	**9.50**	+49.6

- R -

Name	Ticker Symbol	Div	Yield	PE	52-week High	52-week Low	Vol 1000s	Last	YTD %Chg
:R1 RCM n	RCM	...	...	...	11.00	4.05	661	8.56	+7.7
RBB Bcp n	RBB	.36	2.0	...	33.62	17.03	38	18.01	+2.5
RBC Bear	ROLL	...	...	35	169.84	111.61	129	132.27	+.9
RCI Hosp	RICK	.12	.6	4	34.84	18.50	61	20.71	-7.3
RCM	RCMT	1.00e	...	5	6.55	2.54	1	3.80	+22.6
RF Inds	RFIL	.08	1.0	7	12.75	2.46	54	7.87	+8.4
RGC Res s	RGCO	.66f	2.2	33	31.33	22.16	15	30.17	+.7
RMG Net h	RMGN	...	...	...dd	2.50	.76		1.29	
RMR Gp h	RMR	1.40f	2.4	10	98.00	51.80	31	58.93	+11.0
RMR RE	RIF	1.32	7.3	...q				18.11	
RTI Surg	RTIX	...	...	...dd	5.10	3.51	63	3.92	+5.9
RaPhrm n	RARX	...	...	...dd	23.90	4.78	526	20.73	+13.9
RadNet	RDNT	...	...	59	16.54	9.65	167	11.27	+10.8
RadaElc rs	RADA	...	...	...dd	3.20	1.77	85	2.63	+1.9
Radcom	**RDCM**	...	...	**25**	**21.80**	**6.96**	**16**	**8.40**	+13.2
RadiusHlth	RDUS	...	...	...dd	41.16	12.81	663	16.94	+2.7
Radware	RDWR	...	...	...	28.50	18.00	111	23.00	+1.3
RamacoRs n	METC	...	...	...	9.35	4.35	59	5.35	+8.1
Rambus	RMBS	...	...	...dd	14.63	7.17	564	8.27	+7.8
RandCap	RAND	...	...	3	3.18	2.05		2.26	-9.6
RandBcp n	RNDB	...	...	...dd	17.45	13.16	0	13.90	-1.8
Rapid7 n	RPD	...	...	...dd	39.40	19.66	430	35.59	+14.2
RaveRest	RAVE	...	...	8	2.33	.64	12	1.03	+17.3
RavenInds	RAVN	.52	1.4	1	49.80	31.45	104	37.67	+4.1
ReadIntlA	RDI	...	...	12	17.50	13.91	16	15.40	+5.9
ReadgIntB	RDIB	...	...	21	34.64	20.10		27.51	
RealGSol h	RGSE	...	...	...dd	1.75	.30	2983	.54	+3.1
RealNetwk	RNWK	...	...	...dd	3.91	1.80	11	2.70	+16.9
Rl NxtEc n	BLCN	...	...	...	25.05	18.50	6	20.49	+5.6
RealitCh n	BCNA	...	...	...	24.47	17.68	1	18.78	+3.8
RealmTh n	RLM	...	...	...	13.00	1.35	0	1.96	+5.9
RealPage	RP	...	...	69	66.25	42.90	709	53.22	+10.4
ReataPh n	RETA	...	...	...dd	99.50	19.31	391	72.49	+29.2
ReconTech	RCON	...	...	...dd	5.36	.63	46	.90	+28.2
RecroPhm	**REPH**	...	...	...	**13.05**	**4.78**	**134**	**8.21**	+15.6
RedRobin	RRGB	...	...	19	67.10	25.46	206	32.11	+20.2
RedRkRs n	RRR	.40	1.7	...	36.99	18.78	374	23.75	+16.9
RedViolt n	RDVT	...	...	...dd	46.40	4.35	19	7.61	+12.9
Redfin n	RDFN	...	...	...	28.20	13.50	634	16.36	+13.6
RedhillBio	RDHL	...	...	...	11.49	4.40	82	6.94	+25.0
Reebonz	**RBZ**	...	...	...dd	**10.44**	**1.19**	**288**	**1.83**	-12.0
Reebonz wt	RBZAW	...	...	...	.90	.67		.90	
RgcyCtrs	REG	2.22	3.7	21	70.64	54.87	1114	59.56	+1.5
Regenrn	REGN	...	...	25	416.49	281.89	949	408.06	+9.3
RegnxBio n	RGNX	...	...	31	85.10	23.25	568	46.05	+9.8
Regulus hrs	**RGLS**	...	...	...	**17.28**	**.80**	**262**	**1.10**	+18.2
ReliantBcp	RBNC	.36f	1.6	23	30.00	19.03	26	23.00	-.2
Reliv In rs	RELV	...	...	...dd	6.24	3.83	0	4.48	+5.8
RemarkHld	MARK	...	...	...dd	15.10	1.05	138	1.61	+33.1
Renasant	RNST	.84f	2.6	13	49.78	28.02	123	32.79	+8.6
RenewEn	REGI	...	...	4	32.52	9.50	404	26.40	+2.7
RenminTi rs	**ABAC**	...	...	...	**3.39**	**.85**	**21**	**1.27**	+46.0
RentACt	RCII	.32	1.9	29	17.05	7.22	1041	16.91	+4.4
Replgn	RGEN	...	...	...cc	70.50	29.56	299	55.20	+4.7
Replimun n	REPL	...	...	...dd	23.55	8.88	13	10.62	+6.2
RepBncp	RBCAA	.97	2.3	16	50.70	35.17	11	41.43	+7.0
RepFBcp	FRBK	...	...	45	9.30	5.85	45	6.23	+4.4
resTORbi n	TORC	...	...	...dd	21.10	7.29	66	8.28	-3.9
RschFrnt	REFR	...	...	...dd	1.95	.60	68	1.87	+19.9
Resonant	RESN	...	...	...	7.30	.92	563	1.74	+30.8
ResConn	RECN	.52	3.2	21	19.50	12.72	221	16.26	+14.5
RestorRob n	**HAIR**	...	...	...dd	**8.20**	**.35**	**509**	**.80**	+83.5
RetailOpp	ROIC	.78	4.7	44	19.89	15.44	584	16.71	+5.2
RetoEco n	RETO	...	...	17	11.32	1.08	5	1.52	+16.9
Retrophin	RTRX	...	...	...dd	33.00	20.09	401	23.10	+2.1
RevanceTh	RVNC	...	...	...dd	35.05	17.16	165	19.73	-2.0
RevenHo n	RVEN	.01p	...	...	4.90	2.32	0	3.70	+12.1
RevolutL rs	**RVLT**	...	...	...	**4.90**	**.31**	**69**	**.54**	+33.7
ReWalkRob	RWLK	...	...	...dd	1.35	.16	1570	.22	+25.9
RhythmP n	RYTM	...	...	...cc	37.23	16.80	94	29.30	+9.0
RibbnCm n	RBBN	...	...	...dd	7.90	4.62	207	5.23	+8.5
RiceBran	RIBT	...	...	...dd	3.58	1.30	48	3.16	+5.3
RichrdElec	**RELL**	**.24**	**3.2**	**69**	**10.40**	**6.56**	**101**	**7.57**	-12.9
RigelPh	RIGL	...	...	...dd	4.71	1.96	2952	2.30	
RigNet	RNET	...	...	...dd	24.05	10.03	19	14.49	+14.6
RiminiSt n	RMNI	...	...	...dd	8.94	4.00	13	5.32	+3.3
RiotBlck	**RIOT**	**1.00p**	...	...	**25.77**	**1.29**	**383**	**1.63**	+7.9
RiseEdCy n	REDU	...	...	7	18.60	6.70	55	8.22	+3.3
RittrPh rs	RTTR	...	...	...	4.00	.47	141	.81	+35.7
RivrvwBcp	RVSB	.16f	2.2	13	9.99	5.46	19	7.39	+1.5
RivrviewF n	RIVE	.40	3.5	...	14.55	10.11	0	11.36	+4.2
RocktPh n	RCKT	...	...	...	25.96	10.75	138	16.20	+9.3
RockwllM	RMTI	...	...	...dd	6.92	2.19	89	3.14	+38.9
RockyBr	RCKY	.48	1.8	14	33.45	15.00	28	27.16	+4.5
RkyMChoc	RMCF	.48	5.4	10	12.60	7.95	8	8.90	+4.5
Roku n	ROKU	...	...	...dd	77.57	26.30	17093	40.16	+31.1
Rosehill n	ROSE	...	...	...	9.45	1.95	34	3.27	+46.6
Rosehill wt	ROSEW	...	...	...	1.24	.86		1.12	
Rosehill un	ROSEU	...	...	...	10.66	2.73		3.70	+19.7
RossStrs s	ROST	.90	1.0	23	104.35	73.76	2830	90.73	+9.1
RoyGld	RGLD	1.06f	1.3	...dd	98.53	70.16	479	83.36	-2.7
Rubicon rs	RBCN	...	...	...	9.46	6.76		8.02	+1.5
RubiusTh n	RUBY	...	...	...	33.01	13.10	144	15.02	-6.6
RmblOn B n	RMBL	...	...	...	10.98	3.53	36	5.96	+10.8
RushEntA	RUSHA	.48	1.3	24	55.40	31.53	154	37.37	+8.4
RushEntB	RUSHB	.48	1.2	30	52.76	32.35	7	38.93	+9.4
RuthsHosp	RUTH	.44	1.8	11	33.95	20.80	118	24.09	+6.0
Ryanair	RYAAY	1.55e	2.1	...	127.61	67.56	1010	73.15	+2.5

- S -

Name	Ticker Symbol	Div	Yield	PE	52-week High	52-week Low	Vol 1000s	Last	YTD %Chg
:S&T Bcp	STBA	1.08	2.7	17	47.77	35.60	51	39.60	+4.7
S&WSeed	**SANW**	...	...	...dd	**4.40**	**1.81**	**11**	**2.00**	+10.5
SB FinGp	SBFG	.34f	1.9	12	20.53	16.05	3	17.50	+6.4
SB FnGp pf	SBFGP	.65	3.6	...	25.05	16.01		18.00	+.6
SB OneBc	SBBX	.30	1.4	17	32.85	19.30	19	21.22	+3.8
SBA Com	SBAC	...	...	...cc	177.67	146.13	486	168.05	+3.8
SEI Inv	SEIC	.66f	1.4	15	78.35	42.27	600	47.42	+2.6
SelasLf rs	SLS	...	...	...	11.09	.80	694	1.60	+30.1
SG Blck n	SGBX	...	...	...	6.09	2.50	16	2.96	+9.5
SGOCO rs	SGOC	...	...	...	1.74	.80	14	1.03	+21.2
SI Fincl	SIFI	.24	1.8	13	15.60	12.26	10	13.06	+2.6
Si-Bone n	SIBN	...	...	...	21.96	16.27	76	21.59	+3.4
SIGA Tc n	SIGA	...	...	2	8.47	4.68	207	7.60	-3.8
SLM Cp	SLM	...	...	11	12.46	7.95	1653	9.14	+10.0
SLM Cp pfB	SLMBP	3.32e	5.5	...	73.00	55.80	1	60.71	+2.9
SmartGlb n	SGH	...	...	4	56.69	22.50	2105	24.21	-18.5
SMTC hg	**SMTX**	...	...	...	**5.25**	**1.80**	**132**	**4.68**	+14.7
SORL	SORL	...	...	4	7.59	1.77	49	2.62	+39.4
SP Plus	SP	...	...	19	41.70	27.13	98	32.55	+10.2
SPAR Gp h	SGRP	...	...	...	3.75	.45	11	.62	+15.9
SpdDorWrF	DWFI	...	...	...	25.82	22.00	21	22.59	+1.7
SPS Cmce	SPSC	...	...	...cc	100.68	48.50	102	87.92	+6.7
SS&C Tch s	SSNC	.32	.7	35	60.97	40.96	1486	47.51	+5.3
SSLJ.cm hn	SSLJ	...	...	...	5.75	.25	16	.41	+24.2
SSR Mng g	SSRM	...	...	24	12.66	7.64	718	12.42	+2.7
SVB FnGp	SIVB	...	...	18	333.74	177.70	517	212.47	+11.9
SVMK n	SVMK	...	...	...dd	20.00	10.05	298	13.04	+6.3
SabanCap n	SCAC	...	...	...	10.20	9.88	65	10.12	+.4
SabanC wt	SCACW	...	...	...	1.26	1.20		1.26	
Saban un	SCACU	...	...	...	11.65	10.32		10.37	
SabraHltc	SBRA	1.87e	10.2	8	23.83	15.70	2172	18.32	+11.2
SabreCorp	SABR	.56	2.5	29	26.78	17.91	2655	22.61	+4.5
SAExplr rs	**SAEX**	...	...	...	**73.80**	**1.82**	**7488**	**4.55**	+143.3
SaftyInsGr	SAFT	3.20	4.0	18	99.70	70.45	38	80.69	-1.4
SagaComm	SGA	1.20a	3.4	9	43.90	30.05	5	35.63	+7.2
SageThera	**SAGE**	...	...	...dd	**195.97**	**79.88**	**958**	**126.22**	+31.8
Saia Inc	SAIA	...	...	22	87.05	52.04	130	57.14	+2.4
SalemMd h	SALM	.26	10.5	9	6.25	2.03	11	2.48	+18.7
SalisbryBc	SAL	1.12	3.0	14	51.80	33.20	13	37.50	+3.6
SanderFm	SAFM	1.28	1.2	9	137.54	93.98	584	111.08	+11.9
SndySpr	SASR	1.12	3.4	15	43.87	29.87	63	33.25	+6.1
Sanfilp	JBSS	.55a	.9	24	79.37	53.12	93	61.54	+10.6
SangTher	SGMO	...	...	...dd	27.50	9.00	4598	10.99	-4.3
Sanmina	SANM	...	...	15	35.55	22.30	415	25.44	+5.7
Sanofi	SNY	1.58e	3.7	...	45.86	37.43	652	42.83	-1.3
Sanofi rt	GCVRZ	...	...	...	.60	.20	63	.47	-2.1
Sapiens	SPNS	.80	7.3	55	12.65	8.01		10.93	
SareptaTh	SRPT	...	...	...dd	176.50	50.68	997	118.39	+8.5
Savara rs	SVRA	...	...	...dd	14.69	6.21	137	7.74	+2.2
scPhrma n	SCPH	...	...	...dd	17.96	3.37	36	3.90	+3.7
ScanSource	SCSC	...	...	14	44.30	31.40	118	35.92	+4.5
Schmitt h	**SMIT**	...	...	...dd	**4.12**	**1.91**	**7**	**2.72**	-3.4
Schnitzer	SCHN	.75	3.3	3	38.85	20.94	499	22.88	+6.2
ScholRck n	SRRK	...	...	...dd	30.00	13.09	56	19.23	-16.3
Scholastc	SCHL	.60	1.4	69	47.94	33.85	58	41.49	+3.1
SchultSpcl n	SAMA	...	...	...	18.00	9.56	3	9.70	+.5
SchultSp un	SAMAU	...	...	...	10.05	9.91	1	9.99	+.4
SciGames	SGMS	...	...	...dd	62.80	14.79	1981	20.72	+15.9
ScrippsEW	SSP	.20	1.1	57	18.44	10.69	444	17.76	+12.9
Scynexis	SCYX	...	...	...dd	2.33	.35	312	.68	+41.1
SeaChange	SEAC	...	...	...	3.83	1.13	76	1.65	+31.0
SeacstBkg	SBCF	...	...	21	34.95	21.74	234	27.05	+4.0
SeagateT	STX	2.52	6.2	8	62.70	35.38	2999	40.60	+5.2
SeanrgM rs	SHIP	...	...	...dd	1.19	.50	25	.61	+21.3
Seanrgy wtA	SHIPW	...	...	...	.24	.06		.22	
SearsH&O	**SHOS**	...	...	...dd	**3.95**	**1.57**	**219**	**1.85**	-13.1
SeaSpine n	**SPNE**	...	...	...dd	**20.75**	**8.76**	**121**	**15.54**	-14.8
SeattGen	SGEN	...	...	...dd	84.37	47.75	709	71.00	+25.3
SecndSight	EYES	...	...	...dd	2.58	.64	263	.97	+9.5
ScndSght wt	EYESW	...	...	...	.98	.61		.79	
Secoo n	SECO	...	...	...	15.48	8.00	152	9.40	+3.6
SecWkA A n	SCWX	...	...	...dd	18.97	7.83	159	16.59	-1.8
SecNtl lf	SNFCA	.23t	...	3	5.62	3.99	7	5.20	+5.8
SelectBc lf	SLCT	...	...	16	14.25	11.20	23	12.11	-2.2
SelIncREIT	SIR	2.04	27.7	9	24.28	6.87		7.36	
SelIntCon n	**SIC**	...	...	...	**13.00**	**5.94**	**19**	**7.91**	+5.2
SelectaB n	**SELB**	...	...	...	**16.55**	**2.28**	**263**	**2.44**	-8.3
SelectvIns	SIGI	.80f	1.3	20	67.17	53.55	81	60.04	-1.5
SmLEDS rs	LEDS	...	...	...dd	8.75	2.46	142	3.17	+17.4
Semtech	SMTC	...	...	63	60.55	31.30	586	50.84	+10.8
SenecaB	SENEB	...	...	...dd	35.37	27.00		29.47	
SenecaA	SENEA	...	...	...dd	35.90	25.45	22	30.97	+9.7
SenesTc n	SNES	...	...	...dd	2.37	.30	72	.76	+29.9
SenHous	SNH	1.56	12.3	8	19.18	11.13	2051	12.71	+8.4
SenHous 42	SNHNI	1.41	6.8	...	25.52	17.55	69	20.75	+2.8
SenHous 46	SNHNL	1.56	6.5	...	26.62	20.05	32	24.09	+6.1
Senmiao n	AIHS	...	...	...dd	8.91	3.65	24	4.03	+5.8
SensusHlt n	SRTS	...	...	...	8.88	5.00	27	7.93	+7.0
SensusHl wt	SRTSW	...	...	...	.71	.67		.67	
SentEn n	STNL	...	...	...	14.21	9.60	76	10.02	
SentEn wt	STNLW	...	...	...	.85	.61		.83	
SentEn un	STNLU	...	...	...	10.98	8.03		10.28	-.2
SeqentialB	SQBG	...	...	...dd	2.49	.67	15	.91	+14.1
SeresTh n	MCRB	...	...	...dd	11.35	4.42	87	6.21	+37.4
SvcSource	SREV	...	...	...dd	4.47	.92	1013	1.01	-6.5
ServiFst s	SFBS	.60f	1.8	16	44.95	29.90	86	33.58	+5.4
SesenBio	SESN	...	...	...dd	3.50	.76	1887	.79	-44.4
SevernBc	SVBI	.12	1.5	36	9.86	7.10	2	7.93	-.6
Sharps	SMED	...	...	...dd	5.15	2.97	5	3.25	-5.8
SharpSprg	SHSP	...	...	...dd	14.87	4.10	19	14.00	+10.8
ShndTele s	SHEN	.27f	.6	...	51.41	29.93	159	49.04	+10.8
ShiftPixy n	**PIXY**	...	...	...	**6.35**	**1.46**	**1141**	**1.71**	-3.4
Shiloh	SHLO	...	...	5	12.28	5.50	35	6.25	+7.2
Shineco n	TYHT	...	...	2	2.50	.50	20	.58	+.2
Shire	SHPG	1.06e	.6	61	182.47	123.73		179.20	+3.0
ShoeCarnvl	SCVL	.32	.8	24	45.00	21.01	422	38.05	+13.5
ShoreBcsh	SHBI	.32	2.2	15	20.09	12.95	14	14.61	+.5
ShotSpot n	SSTI	...	...	...	66.14	15.00	58	38.06	+22.1
Shutterfly	SFLY	...	...	...dd	100.34	35.08	667	45.22	+12.3
SiNtx Tc	**SINT**	...	...	...	**4.12**	**.16**	**216**	**.23**	+25.6
SiebertFn	SIEB	.10a	.8	...cc	20.80	7.14	6	12.85	-11.1
SiennaBi n	**SNNA**	...	...	...	**21.53**	**2.05**	**172**	**3.02**	+30.2
Sientra	SIEN	...	...	...dd	26.79	8.79	399	14.71	+15.7
SierraBc	BSRR	.64	2.6	14	31.19	22.94	13	25.08	+4.4
SierOnc g n	SRRA	...	...	...dd	3.70	1.05	325	1.38	+4.5
SierraWr	SWIR	...	...	16	22.58	12.67	162	14.74	+9.8
SifyTech	**SIFY**	**.02e**	**1.1**	...	**2.10**	**1.00**	**18**	**1.52**	+2.0
SigmaL wt	SGLBW	...	...	...	.60	.30		.35	
SigmaL hn	SGLB	...	...	...	3.00	.73	99	2.02	+34.7
Sigmatr	SGMA	...	...	36	10.13	2.27	3	2.86	+21.7
SignatBk	SBNY	2.24	2.1	...	161.92	98.54	390	109.24	+6.3
SilganHld s	SLGN	.40	1.6	15	31.05	22.24	245	25.43	+7.7
SilcLtd	SILC	1.00	3.0	15	77.49	32.00	73	33.50	-4.1
SilcnLab	SLAB	...	...	77	110.70	73.13	241	84.31	+7.0
SilicnMotn	SIMO	1.20	3.4	15	61.85	31.73	309	35.69	+3.4
SilvrSun n	SSNT	.05e	...	44	4.56	2.00	1	2.20	-5.3
Silvercrest	SAMG	.56	4.3	17	18.27	12.00	5	13.06	-1.3
SimmnsFst s	SFNC	.60	2.4	16	33.45	22.64	213	25.48	+5.6
SmplEsGm	**WINR**	...	...	...	**11.94**	**1.46**	**789**	**3.02**	+48.8
SimEsGm wt	WINRW	...	...	...				.26	
SimplyGd n	SMPL	...	...	...	21.03	12.14	263	19.40	+2.6
Simulations	**SLP**	**.24**	**1.3**	**40**	**23.95**	**14.25**	**167**	**18.98**	-4.6
Sina	SINA	...	...	28	124.60	51.76	567	59.96	+11.8
Sinclair	SBGI	.80f	2.7	11	40.15	25.13	1572	30.17	+14.5
SinoGlobl	**SINO**	...	...	...dd	**2.80**	**.75**	**344**	**.92**	+19.3
Sinovac h	SVA	...	...	...dd	8.75	5.73	2	6.66	-4.0
SiriusInt n	SG	...	...	...	17.95	10.50	1	13.93	+4.7
SiriusXM	SIRI	.05f	.8	34	7.70	5.29	21116	6.07	+6.3
SitoMobl rs	**SITO**	...	...	...dd	**7.25**	**.74**	**31**	**1.27**	+41.1
SkySolar	SKYS	...	...	6	1.60	.45	16	.61	+14.2
SkyWest	SKYW	.40	.8	12	65.80	42.38	264	49.34	+11.0
SkywksSol	SWKS	1.52	2.2	14	115.98	60.12	2271	68.59	+2.3
SleepNmbr	SNBR	...	...	24	41.05	26.22	409	34.30	+8.1
SmartFn rs	SMBK	...	...	14	27.69	16.17	143	18.01	-1.4
SmartSnd n	**SND**	...	...	...	**11.06**	**1.92**	**260**	**2.67**	+20.3
SmthM hrs	SMSI	...	...	...dd	2.96	1.45	242	1.88	+4.4
SocilRltyA n	SRAX	...	...	2	6.89	1.55	53	2.35	+15.2
SocketM n	SCKT	...	...	...	4.16	1.35	2	2.11	+40.7
Sohu.cm h	SOHU	...	...	...dd	47.14	15.89	258	18.97	+8.9
Sol-Gel n	SLGL	...	...	...	12.23	5.41	11	5.99	-.5
SolarCap	SLRC	1.64	8.2	11	22.00	18.45	168	20.03	+4.4
SolarSCap	SUNS	1.41	8.8	14	18.05	14.50	61	16.00	+5.8
SolarEdg n	SEDG	...	...	15	70.74	30.80	739	35.99	+2.5
Soleno wt rs	SLNOW	...	...	...	.30	.12		.28	
SolenoTh rs	SLNO	...	...	...	3.60	1.45	6	1.82	+6.4
SolidBio n	SLDB	...	...	...dd	54.84	6.83	304	30.73	+14.7
Solignx wt	SNGXW	...	...	...	.70	.49		.55	
Soligenix n	SNGX	...	...	...	3.70	.80	25	.98	+14.0
SonomaPh	SNOA	...	...	...dd	5.74	.64	16	.72	+.6
Sonoma wt	SNOAW	...	...	...	.50	.43		.50	
Sonos n	SONO	...	...	...	23.60	9.23	617	10.66	+8.6
Sophiris	**SPHS**	...	...	...dd	**4.05**	**.75**	**204**	**1.05**	+26.5
SorrentoTh	SRNE	...	...	...dd	10.65	1.95	900	2.46	+2.5
SotherlyH	SOHO	.50	7.8	...cc	7.62	5.43	28	6.40	+14.1
SothrlyH pf	SOHOB	2.00	8.1	...	27.32	21.32	1	24.60	-.6
SthrlyH pf C	SOHOO	1.97	8.6	...	25.98	20.57	2	22.80	+4.1
SouMoBc s	SMBC	.52	1.6	13	41.49	30.29	32	32.53	-4.0
SoundFin	SFBC	.56	1.7	20	40.87	32.01		33.57	+3.1
SouthState	SSB	1.44f	2.3	17	93.25	56.55	141	61.94	+3.3
SthnFstBsh	SFST	...	...	13	48.75	27.33	20	33.07	+3.1
SoNatBcVa	SONA	.32	2.3	27	18.24	12.87	44	14.08	+6.5
SsdeBTX	SBSI	1.20a	3.5	17	37.32	29.28	53	34.02	+7.1
SparkEn s	SPKE	.72	9.0	73	13.35	7.20	110	8.08	+8.7
SparkEn pf	SPKEP	2.19	10.0	...	26.70	17.10	7	21.90	+18.4
SparkTh n	ONCE	...	...	...dd	96.59	34.53	485	43.60	+11.4
SpartnMot	SPAR	.10	1.2	24	19.45	6.70	139	8.23	+13.8
SprtnNash	SPTN	.72	3.5	8	26.99	16.08	405	20.29	+18.1
SpectPh	**SPPI**	...	...	...dd	**25.29**	**6.22**	**1440**	**10.87**	+24.2
SperoTh n	SPRO	...	...	...	19.00	5.52	120	8.11	+31.9
Sphr3D grs	ANY	...	...	...	24.32	1.06	548	3.53	+15.7
Spherix rs	**SPEX**	...	...	...dd	**2.42**	**.55**	**48**	**.70**	+9.3
SpirtTex n	STXB	...	...	40	23.53	16.70	17	22.59	-.8
Splunk	SPLK	...	...	...dd	130.00	82.63	1442	116.70	+11.3
SpokHldgs	SPOK	.50	3.6	32	16.15	12.21	43	13.98	+5.4
SportsWhs	SPWH	...	...	10	6.46	3.66	156	4.72	+7.8
SprBkPh n	SBPH	...	...	...dd	15.95	8.14	18	11.35	+9.2
SprottFoc	FUND	.61e	9.6	...q	8.39	5.46	39	6.30	+9.0
Sprouts	SFM	...	...	25	29.67	20.63	1806	24.14	+2.7
StaarSur	STAA	...	...	...	54.00	13.60	290	32.51	+1.9
Staff360 rs	STAF	...	...	...	5.65	1.14	25	1.77	+15.8
Stamps.cm	STMP	...	...	21	285.75	141.38	423	171.75	+10.4
Std AVB n	STND	.88	2.9	...	39.45	28.75		30.48	+2.0
StarBulk rs	SBLK	...	...	31	15.38	8.00	651	10.10	+10.5
StrBlk22 n	SBLKZ	2.08	8.2	...	25.90	22.88	0	25.49	+2.4
StarsGp g	TSG	...	...	...	38.95	15.10	1523	18.78	+13.7
Starbucks s	SBUX	1.44	2.2	29	68.98	47.37	10396	64.19	-.3
StatAutF	STFC	.40	1.2	...cc	35.05	25.92	48	34.46	+1.2
StealthGas	GASS	...	...	15	4.70	2.73	20	3.00	+8.7
SteelCn lf	STCN	...	...	...	2.52	1.54	12	1.66	-4.0
StlDynam	STLD	.75	2.2	10	52.10	28.91	1866	33.40	+11.2
SteinMart s	SMRT	.30	24.0	...dd	4.04	.48	83	1.25	+16.8
StellrAcq n	STLR	...	...	...	11.00	9.16		10.50	
StellAcq wt	STLRW	...	...	...	.39	.31		.39	
StellAcq un	STLRU	...	...	...	11.08	10.42		10.50	
StemlineTh	STML	...	...	...dd	20.55	7.82	615	10.02	+5.5
Stericycle	SRCL	...	...	...dd	76.73	34.36	774	39.45	+7.5
SterlBcp n	SBT	.04	.5	...	14.98	6.65	99	7.42	+6.8
SterlCons	STRL	...	...	15	16.68	9.71	163	12.22	+12.2
SMadden s	SHOO	.56f	1.8	20	39.30	27.77	740	31.27	+3.3
Stewrdshp	SSFN	.12	1.4	10	12.75	8.20	5	8.63	-5.2
StitchFix n	SFIX	...	...	...	52.45	16.05	998	20.39	+19.3
StockYBc s	SYBT	1.00	3.0	17	41.00	28.02	41	33.83	+3.1
StoneCastle	BANX	1.52a	7.9	15	24.92	16.75	9	19.30	
StoneCo n	STNE	...	...	...	32.50	16.14	681	21.43	+16.2
StrataS rs	SSKN	...	...	...dd	3.88	1.09	39	2.95	+13.5
Stratasys	SSYS	...	...	...dd	26.17	17.06	156	19.47	+8.1
StratEdu	STRA	2.00f	1.8	32	154.89	80.75	102	109.35	-3.6
Strattec	STRT	.56	1.7	18	46.40	28.12	2	33.40	+16.0
StratusPrp	STRS	1.00e	...	...dd	35.90	22.01	3	24.48	+2.1
StreamHlth	**STRM**	...	...	...	**2.19**	**.57**	**9**	**1.05**	+29.6
StrgbrBio n	SBBP	...	...	...	9.25	3.82	55	4.72	+5.4
SummerInf	SUMR	...	...	...dd	1.98	.72	28	1.11	+5.7
SumFWV	SMMF	.56f	2.8	10	28.00	17.94	7	19.95	+3.3
SmtStB s	SSBI	.48	4.2	17	16.10	10.65	1	11.55	-1.9
SumTher n	SMMT	...	...	...	15.90	1.10	45	1.55	+34.8
SumtWire n	WISA	...	...	...dd	5.00	3.56		4.62	
SunHydrl	SNHY	.36	1.0	33	70.83	30.79	290	35.75	+7.7
SundEng n	**SNDE**	...	...	...	**9.59**	**2.12**	**25**	**3.15**	+35.1
SunesisP rs	**SNSS**	...	...	...dd	**7.69**	**.20**	**435**	**.58**	+40.1
SunOpta	STKL	...	...	...dd	9.10	3.61	151	4.25	+9.8
SunPower	SPWR	...	...	...dd	10.00	4.55	1213	5.42	+9.1
Sunrun n	RUN	...	...	10	16.45	5.08	854	11.51	+5.7
Sunworks n	SUNW	...	...	...	1.32	.25	64	.36	+35.9
SuperCom	SPCB	...	...	...dd	4.95	1.22	35	1.52	+10.1
SupTech rs	SCON	...	...	...	14.90	1.03	41	1.37	+6.2
SupGpCos s	SGC	.40f	2.2	16	28.49	15.30	13	18.31	+3.7
Supernus	SUPN	...	...	20	61.25	30.05	359	35.95	+8.2
supprt.cm rs	SPRT	...	...	...dd	3.15	2.27	6	2.46	
SurfaceOn n	SURF	...	...	...dd	18.18	3.45	58	5.19	+22.4
SurgPtrs n	SGRY	...	...	...dd	19.95	9.45	251	12.04	+23.0
Surmodic	SRDX	...	...	...dd	82.35	25.00	59	50.79	+7.5
SutroBio n	STRO	...	...	...dd	15.90	8.50	9	11.59	+28.5
SykesEnt	SYKE	...	...	78	32.15	22.67	78	27.27	+10.3
Symantec	SYMC	.30	1.5	9	29.73	17.43	5918	20.07	+6.2
Synacor	SYNC	...	...	...dd	2.50	1.35	57	1.68	+13.5
Synalloy	SYNL	.25e	1.6	40	24.80	12.11	13	15.98	-3.7
Synaptics	SYNA	...	...	...dd	55.25	33.54	439	39.28	+5.6
SynchrTc n	SNCR	...	...	...dd	6.98	5.31	179	6.73	+9.6
SyndaxP n	SNDX	...	...	...dd	15.20	3.39	136	5.82	+30.8
SyneosH h	SYNH	...	...	...dd	53.95	31.10	509	47.57	+20.9
SynrgyPh	SGYP	...	...	...dd	2.80	.07	5473	.23	+101.8
Synlogic rs	**SYBX**	...	...	...dd	**14.59**	**5.75**	**64**	**8.07**	+15.1
Synopsys	SNPS	...	...	44	103.40	79.14	978	87.82	+4.2
Synthes rs	SES	...	...	...dd	3.87	.69	22	.88	+11.4
Synthorx n	THOR	...	...	...	18.46	11.00	59	14.36	-17.4
Sypris	SYPR	.08	8.1	...dd	1.90	.71	0	.98	+25.9
SyrosPhar n	SYRS	...	...	...	13.86	5.39	198	6.50	+16.7

- T -

Name	Ticker Symbol	Div	Yield	PE	52-week High	52-week Low	Vol 1000s	Last	YTD %Chg
:T-MobileUS	TMUS	...	...	24	70.94	55.09	3229	67.96	+6.8
TAT Tch h	TATT	.34e	5.4	14	11.65	5.85	2	6.31	+2.6
TCG BDC n	CGBD	1.48a	10.4	13	18.63	12.19	142	14.27	+15.1
TD Ameritr	AMTD	1.20f	2.3	21	63.01	45.70	1655	51.53	+5.2
TDH Hld n	PETZ	...	...	...dd	6.28	.44	20	.71	+29.1
TESSCO	TESS	.80	6.5	24	24.85	10.20	12	12.26	+2.2
TFS Fncl	TFSL	1.00	5.9	56	17.00	14.19	125	16.93	+5.0
TG Thera	TGTX	...	...	...dd	17.35	3.32	918	4.92	+20.0
THL Credit	TCRD	1.08	16.7	7q	9.21	5.80	103	6.46	+6.3
TKK Sym n	TKKS	...	...	...dd	9.97	9.46	4	9.70	+.5
TKK Sy un	TKKSU	...	...	...	10.20	10.00		10.07	-.2
TKK Sym rt	TKKSR	...	...	...	.53	.30	0	.32	-8.6
TMSR Gl s	**TMSR**	...	...	**23**	**10.32**	**1.12**	**0**	**1.24**	-19.0
TOP Shi rs	TOPS	...	...	...	3.49	.69	1091	1.06	+28.8
TPI Co n	TPIC	...	...	...	32.22	17.79	174	27.77	+13.0
TSR Inc	TSRI	...	...	28	9.40	4.40	4	5.02	+8.0
TTEC Hl	TTEC	.56f	1.7	31	42.30	23.01	42	32.14	+12.5
TTM Tch	TTMI	...	...	22	19.91	8.97	711	10.40	+6.9
Tabula n	TRHC	...	...	...dd	91.16	28.55	184	66.02	+3.5
TactSys n	TCMD	...	...	...cc	73.24	27.04	297	61.44	+34.9
Taitron h	TAIT	.10	5.2	...dd	2.89	1.22	3	1.92	+11.0
TaiwLipo n	TLC	...	...	...	11.00	5.02	4	7.00	+27.3
TakeTwo	TTWO	...	...	...dd	139.91	92.81	1557	110.00	+6.9
Talend n	TLND	...	...	...dd	73.52	31.35	723	36.69	-1.1
TandmD rs	TNDM	...	...	...dd	52.55	2.14	2846	42.20	+11.1
TandyLthr	TLF	...	...	8	8.40	5.38	5	5.55	-2.3
Tantech n	TANH	...	...	...	3.78	1.10	144	1.80	+3.4
Taoping h	TAOP	...	...	...dd	3.20	1.00	298	1.25	+4.2
Tarena	TEDU	.28e	4.2	...dd	15.30	6.00	31	6.65	+5.6
TaylrDv	TAYD	...	...	...	15.14	9.70	4	12.26	+.7
TechData h	TECD	...	...	18	108.62	66.93	291	89.37	+9.2
TechComm	TCCO	...	...	...dd	12.30	2.47	4	2.80	+5.7
TechTarg	TTGT	...	...	...	34.47	11.12	176	12.61	+3.3
Tecnoglass	TGLS	.56	6.9	21	10.29	7.36	19	8.08	+.1
Tecogen	**TGEN**	...	...	...	**4.20**	**2.05**	**2**	**3.54**	-2.5
Telenav	TNAV	...	...	...dd	6.60	3.35	26	4.38	+7.9
Teligent h	**TLGT**	...	...	...dd	**4.52**	**1.13**	**185**	**1.53**	+11.7
Tellurian rs	**TELL**	...	...	...dd	**12.45**	**5.90**	**2645**	**7.98**	+14.8
Tenable n	TENB	...	...	...	39.38	20.00	370	23.18	+4.5
TenaxTh rs	**TENX**	...	...	...	**12.63**	**1.03**	**382**	**1.13**	-6.6
TenzingA n	TZAC	...	...	...	10.50	9.65		9.82	-.3
TenzAcq un	TZACU	...	...	...	10.44	9.75		10.08	+.1
Teradyn	TER	.36	1.1	25	50.68	28.73	1590	32.17	+2.5
TerrFmP lf	TERP	.76	6.5	...	12.14	9.90	1977	11.61	+3.5
TerritBcp	TBNK	.88a	3.2	14	32.15	24.96	9	27.08	+4.2
Tesaro	TSRO	...	...	...dd	78.50	23.41	1491	74.69	+.6
Tesla Inc	TSLA	...	...	...dd	387.46	244.59	6049	344.97	+3.7
TetraTc	TTEK	.48	.9	23	72.56	44.65	277	53.52	+3.4
Tetraphase	TTPH	...	...	...dd	6.64	1.01	728	1.49	+31.9
TexCapB 42	TCBIL	1.63	6.4	...	26.26	23.83	2	25.24	+.4
TexCapB pf	TCBIP	1.63	6.6	...	25.67	23.75	19	24.77	+.2
TxCapBsh	TCBI	...	...	11	103.05	47.86	970	53.83	+5.4
TxCapB wt	TCBIW	...	...	...				68.26	
TexInst	TXN	3.08f	3.2	25	120.75	87.70	6734	97.72	+3.4
TexRdhse	TXRH	1.00	1.6	36	75.24	53.05	588	64.33	+7.8
The9Ltd rs	NCTY	...	...	...	8.13	.78	33	1.09	+5.6
TherapMD	**TXMD**	...	...	...dd	**7.66**	**3.51**	**3626**	**5.02**	+31.8
TherpxBio n	TRPX	...	...	...	9.30	3.00	37	3.76	+15.7
TheravBio	TBPH	...	...	...dd	35.48	21.27	99	27.05	+5.7
TheStreet	TST	.10	4.8	4	2.50	1.21	17	2.07	+2.0
1347PrpIns	PIH	...	...	43	8.25	3.75	22	4.33	+7.7
1347PrIn pf	PIHPP	2.00	9.9	...	28.00	16.15	2	20.13	+4.4
▼360 Fin n	**QFIN**	...	...	...	**17.53**	**12.00**	**49**	**11.27**	-27.3
3PEA Int n	TPNL	...	...	...	5.33	2.63	65	3.53	+.3
ThundBr n	TBRG	...	...	...dd	9.90	9.60	1	9.89	-.1
ThundBr un	TBRGU	...	...	...	10.25	9.97		10.21	+.3
▲TiberAcq n	TIBR	...	...	...cc	9.85	9.50	1	9.85	+.5
TiberAc un	TIBRU	...	...	...	10.28	10.00		10.15	-.6
TigerShs ef	TTTN	...	...	...	25.72	21.72	3	24.73	+8.5
TileShop	TTS	.20	...	34	10.50	5.15	297	6.18	+12.8
Tilray n	TLRY	...	...	...dd	300.00	20.10	4125	80.40	+14.0
TmbrlndBc	TSBK	.52a	2.1	12	39.45	21.91	7	24.87	+11.5
Tiptree	TIPT	.14	2.4	48	7.10	5.01	10	5.77	+3.2
TitanMach	TITN	...	...	68	25.09	11.99	164	17.00	+29.3
TitanPh rs	**TTNP**	...	...	...	**1.45**	**.17**	**1200**	**.24**	+7.6
TivityHlth	TVTY	...	...	13	44.35	23.71	663	24.81	
Tivo Cp	TIVO	.72	6.6	83	15.95	8.73	608	10.83	+15.1
TizianaLf n	TLSA	...	...	...	12.17	5.63		6.99	-6.2

Continued on **next page**

Continued from **previous page**

Nasdaq

Name	Ticker Symbol	Div	Yield	PE	52-week High	52-week Low	Vol 1000s	Last	YTD %Chg
Tocagen n	TOCA	...	...	...	15.80	6.47	77	9.34	+13.8
TonixP hrs	TNXP	...	...	...dd	51.10	1.70	183	2.13	-3.2
▼TopImage	TISA	...	...	...dd	1.24	.48	17	.52	+3.6
TorchIght	**TRCH**	**...**	**...**	**...dd**	**1.48**	**.53**	**586**	**.94**	+66.1
TottenAc n	TOTA	...	...	...dd	9.99	9.63		9.93	+.3
TottenA rt	TOTAR	...	...	...	.41	.36		.40	
TottenAc un	TOTAU	...	...	...	11.51	10.00		10.20	
ToughBlt n	**TBLT**	**...**	**...**	**...**	**4.50**	**.82**	**184**	**1.18**	+.9
ToughB un	TBLTU	...	...	...	5.05	3.51	2	4.10	-1.2
TowerSemi	TSEM	...	...	8	36.08	13.56	319	14.81	+.5
TownSprts	CLUB	...	...	...dd	14.85	5.50	58	6.04	-5.6
TowneBank	TOWN	.64	2.5	...	33.85	22.88	94	25.25	+5.4
TraconPh n	TCON	...	...	...dd	3.45	.50	156	.82	+30.2
TractSupp	TSCO	1.24	1.5	25	97.65	58.27	1261	84.67	+1.5
TradDsk A n	TTD	...	...	...	161.50	40.70	920	129.67	+11.7
TrnWEnt	TWMC	...	...	...dd	2.00	.52	4	.58	-7.5
TransAct	TACT	.36	3.8	18	15.95	8.40	33	9.55	+6.3
Transcat	**TRNS**	**...**	**...**	**27**	**25.35**	**13.05**	**22**	**20.91**	+9.9
TransGlb	TGA	.14	6.9	...dd	4.13	1.21	46	2.03	+8.6
TranslBio n	**TBIO**	**...**	**...**	**6**	**16.60**	**5.00**	**87**	**6.15**	-18.0
TravelCtrs	TA	...	...	...dd	6.10	3.05	74	4.00	+6.4
TravCtrs 28	TANNI	2.06	8.4	...	26.85	22.17	7	24.60	
TravelC 29	TANNL	2.00	8.4	...	25.27	22.60	18	23.90	+4.2
Travelct 30	TANNZ	2.00	8.4	...	25.55	21.60	1	23.87	+2.6
Travelzoo	TZOO	...	...	41	21.15	5.95	57	11.05	+12.4
TrmntMtg n	TRMT	...	...	...dd	15.75	8.06	0	9.54	+5.4
Trevena h	TRVN	...	...	...dd	3.58	.38	1212	.59	+38.1
TribPubl	TPCO	...	...	87	24.74	10.82	63	13.02	+14.8
Tricida n	TCDA	...	...	32	40.10	21.08	199	22.96	-2.6
TriCoBsh	TCBK	.76f	2.2	20	40.38	31.05	97	35.01	+3.6
TridntAcq n	TDAC	...	...	...dd	10.01	9.72		10.01	+.4
TridntAcq un	TDACU	...	...	...	10.25	10.00	1	10.21	+.2
TrilliumTh	TRIL	...	...	...	9.16	1.46	329	1.98	+15.8
TriMas h	TRS	...	...	20	31.80	22.70	346	26.92	-1.4
Trimble	TRMB	...	...	41	45.70	29.75	1232	35.30	+7.3
TrinityBio	TRIB	.88	34.5	2	6.54	2.13	6	2.55	+11.4
TrinMrg n	TMCX	...	...	...	10.02	9.71	16	10.01	+.2
TrinMrg un	TMCXU	...	...	...	10.36	10.00	10	10.35	+.3
TripAdvis	TRIP	...	...	79	69.00	34.08	2090	57.56	+6.7
TriStCap	TSC	...	...	13	30.10	18.20	96	20.59	+5.8
TriStCap pf	TSCAP	1.69	6.5	...	26.88	24.80	1	26.10	+.5
TriumphBc	TBK	...	...	17	44.70	27.47	161	30.75	+3.5
Trivago n	TRVG	...	...	...	10.05	4.01	280	6.15	+9.2
Trovagn rsh	TROV	...	...	...	5.70	.50	120	.56	+6.8
TrueCar	TRUE	...	...	...dd	14.55	8.03	278	9.63	+6.3
TruettHrst	THST	...	...	...dd	3.19	1.26	14	1.86	-3.6
Trupanion	TRUP	...	...	...dd	46.70	22.38	164	27.67	+8.7
TrstNY	TRST	.27	3.7	13	9.45	6.51	184	7.36	+7.3
Trustmk	TRMK	.92	3.1	14	36.32	26.84	363	29.25	+2.9
T2 Biosys	TTOO	...	...	...dd	9.98	2.94	195	3.86	+28.2
Tuanche n	TC	...	...	...	7.93	6.01	47	6.68	-1.0
Tucows grs	TCX	...	...	49	66.65	49.69	47	63.40	+5.6
TuesMrn	TUES	...	...	...dd	4.10	1.67	167	1.89	+11.2
Tuniu	TOUR	...	...	...dd	8.85	4.35	155	5.11	+5.1
TurtleBc rs	HEAR	...	...	...	34.50	1.64	383	16.46	+15.3
TwlSeas n	TWLV	...	...	...cc	9.94	9.50	103	9.87	+.5
TwlSeas wt	TWLVW	...	...	...					
TwlSeas un	TWLVU	...	...	...	10.35	10.18	2	10.28	+.3
▼TwlSeas rt	**TWLVR**	**...**	**...**	**...**	**.45**	**.29**	**1**	**.30**	-14.3
21stCFoxA	FOXA	.36	.7	21	50.15	34.12	5457	48.85	+1.5
21stCFoxB	FOX	.36	.7	21	49.65	33.75	2890	48.47	+1.4
21Vianet	VNET	...	...	32	11.98	5.01	191	9.40	+8.8
TwinDisc lf	TWIN	.36	2.1	21	31.95	13.40	19	17.50	+18.6
TwistBio n	**TWST**	**...**	**...**	**...dd**	**34.46**	**12.38**	**110**	**25.39**	+10.0
TwoRvrBc	TRCB	.22	1.4	18	19.90	11.54	5	15.35	+.6
2U	TWOU	...	...	...dd	98.58	44.50	366	53.02	+6.6
TymeTch n	**TYME**	**...**	**...**	**...**	**7.25**	**1.93**	**854**	**2.70**	-26.8

- U -

Name	Ticker Symbol	Div	Yield	PE	52-week High	52-week Low	Vol 1000s	Last	YTD %Chg
:US AutoPts	**PRTS**	**...**	**...**	**2**	**2.70**	**.88**	**67**	**1.01**	+11.0
US Concrte	USCR	...	...	34	85.15	27.68	358	34.67	-1.7
US Gld rs	USAU	.21e	...	...	3.27	.74	43	1.09	+21.1
US WellS n	USWS	...	...	...	11.12	6.03	41	6.74	+3.7
US Well wt	MPACW	...	...	...	.47	.42		.44	
UFP Tch	UFPT	...	...	13	39.98	26.05	13	29.77	-.9
UMB Fn	UMBF	1.20f	1.9	16	82.14	57.00	183	63.81	+4.7
USEcology	ECOL	.72	1.1	33	77.15	44.90	121	64.80	+2.9
USGlobInv	**GROW**	**.03**	**2.5**	**...dd**	**5.00**	**.92**	**47**	**1.20**	+9.1
USA Tc pf	USATP	...	...	...	27.82	16.04	0	18.48	+7.1
USA Tch lf	**USAT**	**...**	**...**	**...**	**16.83**	**3.22**	**1190**	**5.32**	+36.8
USA Trk	USAK	...	...	95	29.15	14.41	42	16.14	+7.8
UTStarcm	UTSI	...	...	18	6.50	2.59	4	3.01	+10.7
Ubiquiti	UBNT	.50e	.5	27	115.44	49.40	240	106.66	+7.3
UltaBeauty	ULTA	...	...	27	322.49	191.70	965	277.03	+13.1
UltimSoft	ULTI	...	...	...cc	332.44	207.02	188	258.48	+5.6
UltraClean	UCTT	...	...	6	27.20	6.94	378	9.43	+11.3
UltPetro n	UPL	...	...	...	8.77	.56	1501	.95	+24.3
Ultragenyx	**RARE**	**...**	**...**	**...dd**	**90.98**	**37.44**	**618**	**49.53**	+13.9
Ultralife	ULBI	...	...	20	10.95	6.30	21	7.51	+11.3
Umpqua	UMPQ	.84	4.7	14	24.89	15.09	1718	17.75	+11.6
UniQure	QURE	...	...	...	43.23	16.77	274	30.05	+4.3
UnicoA	UNAM	...	...	...dd	9.05	5.50		6.01	-5.8
UnionBkVA	UBSH	.92	2.9	18	42.74	26.48	231	31.55	+11.8
UnionBkVT	UNB	1.20	2.5	23	55.00	41.40	2	47.91	+.3
UnBnOH	UBCP	.52	4.5	14	14.00	10.25	1	11.43	
UtdBOH	UBOH	.48	2.3	11	24.00	18.80	0	20.87	+4.3
UBSI	UBSI	1.36	4.1	20	39.95	29.13	348	33.44	+7.5
UtdCmBks	UCBI	.64f	2.7	14	34.18	20.23	278	23.33	+8.7
UCmntyFn	UCFC	.28	3.1	15	11.98	8.49	63	9.18	+3.7
UtdContl	UAL	...	...	12	97.85	60.44	7368	81.37	-2.8
UtdFnBcp	UBNK	.48	3.2	14	18.33	13.58	54	15.21	+3.5
UtdFire	UFCS	1.24	2.3	19	61.56	38.95	86	53.38	-3.7
UtdInsur	UIHC	.24	1.5	...dd	22.43	15.72	66	16.16	-2.8
USecBcCA	UBFO	.44f	4.5	21	11.65	9.18	4	9.78	+3.3
US Engy rs	USEG	...	...	...dd	1.96	.63	6	.82	+22.2
USLime	USLM	.54	.8	22	85.95	68.60	2	71.76	+1.1
UtdTherap	UTHR	...	...	9	151.37	100.06	248	114.28	+4.9
UtdGrdian	UG	1.05e	5.1	31	20.75	15.51	13	20.70	+12.9
UnitGrp	UNIT	2.40	13.2	...dd	23.42	13.94	1298	18.17	+16.7
UnityBcp	UNTY	.28	1.5	12	25.50	18.00	17	18.96	-8.7
UnityBio n	UBX	...	...	...	24.56	10.33	125	16.06	-1.2
UnivDisp	**OLED**	**.24**	**.3**	**43**	**209.00**	**78.75**	**874**	**93.23**	-.4
UnvElc	UEIC	...	...	15	55.90	23.29	70	29.51	+16.7
UnivFor s	UFPI	.36e	1.3	13	39.41	24.14	280	28.76	+10.8
UnvLogist	ULH	.42	2.1	15	37.68	17.40	50	20.10	+11.1
UnvStainls	USAP	...	...	39	31.20	14.11	40	16.94	+4.5
UnivstFinl	UVSP	.80	3.5	13	30.15	20.18	67	22.78	+5.6
UnumTh n	UMRX	...	...	...dd	17.66	3.60	160	4.45	+1.1
UplandSoft	UPLD	...	...	...dd	38.30	20.95	164	28.34	+4.3
Upwork n	UPWK	...	...	...dd	23.49	15.68	225	19.00	+4.9
UrbanOne	UONE	...	...	...dd	4.85	1.65	1	2.15	+2.9
UrbanOnD	**UONEK**	**...**	**...**	**...**	**2.41**	**1.60**	**64**	**2.01**	+24.8
UrbanOut	URBN	...	...	15	52.50	31.20	4197	32.56	-1.9
UrogenP n	URGN	...	...	...	69.57	36.95	242	49.99	+16.1
UrovantS n	UROV	...	...	...dd	14.32	4.06	11	7.12	+8.0

Name	Ticker Symbol	Div	Yield	PE	52-week High	52-week Low	Vol 1000s	Last	YTD %Chg
UtahMed	UTMD	1.10f	1.3	...	117.65	73.98	4	84.17	+1.3
Uxin Ltd n	**UXIN**	**...**	**...**	**...dd**	**10.49**	**2.81**	**14059**	**3.75**	-22.8

- V -

Name	Ticker Symbol	Div	Yield	PE	52-week High	52-week Low	Vol 1000s	Last	YTD %Chg
:VBI Vac n	VBIV	...	...	...	4.55	1.14	297	1.55	-3.1
VEON	VEON	.29e	11.3	...	4.05	2.17	1465	2.56	+9.4
VOXX Intl	**VOXX**	**...**	**...**	**...dd**	**7.00**	**3.73**	**122**	**4.72**	+19.2
VSE Corp s	VSEC	.32	1.0	11	56.03	26.96	15	32.99	+10.3
Vaccinex n	VCNX	...	...	...	12.00	3.32	0	3.90	+7.0
Valerits hn	VLRX	...	...	...	4.58	.30	792	.41	+26.1
VlyNBcp	VLY	.44	4.5	17	13.38	8.42	2149	9.80	+10.4
VlyNBc pfA	VLYPP	1.56	6.3	...	28.20	21.84	24	24.79	+3.3
VlyBcp pfB	VLYPQ	...	...	...	28.11	21.25	316	22.76	+.2
ValueLine	VALU	.76	3.1	23	30.64	17.30	5	24.46	-6.0
VanE GenD	GNRX	...	...	...q	64.90	52.39	48	57.34	+4.7
VanE VecBi	BBH	.55e	.4	...q	136.84	103.25	15	124.26	+12.2
VandaPhm	VNDA	...	...	...cc	33.44	13.75	462	28.89	+10.6
VangIntHi	VYMI	2.38e	4.0	...	72.32	54.41	167	58.77	+4.4
VangIntDiv	VIGI	1.17e	2.0	...	70.39	55.61	79	59.86	+3.9
VangEMGv	VWOB	3.46	4.6	...q	80.54	73.23	198	75.46	+1.2
V exUSRE	VNQI	2.93e	5.4	...q	65.20	51.16	289	54.66	+4.3
VanShTTr	VGSH	1.24a	2.1	...q	60.24	59.55	737	60.05	-.1
VanSTCpB	VCSH	2.14	2.7	...q	79.30	77.48	1469	78.00	+.1
VanTotBd n	VTC	2.84	3.5	...	85.10	77.78	2	80.32	+.4
VangR3K	VTHR	2.17e	1.8	...q	135.39	106.85	4	118.54	+4.0
VanR2KGr	VTWG	.82e	.6	...q	160.14	113.54	23	131.16	+7.6
VanR2KV	VTWV	1.88e	1.9	...q	119.55	88.37	11	99.83	+7.0
VangR2K	VTWO	1.50e	1.3	...q	139.27	101.11	96	115.27	+7.4
VanR1KGr	VONG	1.65e	1.2	...q	161.07	124.90	82	139.84	+4.0
VanIntTTr	VGIT	1.41	2.2	...q	63.93	61.52	1353	63.30	-.3
VanR1KV	VONV	2.49e	2.5	...q	114.79	91.08	78	100.49	+3.5
VangR1K	VONE	2.28e	1.9	...q	135.26	107.05	29	118.86	+3.8
VanMtgBSc	VMBS	1.48	2.9	...q	52.47	50.19	584	51.48	
VanLTCpB	VCLT	3.80	4.4	...q	95.88	83.22	174	85.81	+.7
VanLTTrs	VGLT	1.94	2.6	...q	77.50	68.97	319	74.15	-.7
VanIntCpB	VCIT	3.01	3.6	...q	87.26	81.95	1719	83.11	+.3
VangSTInfl	VTIP	1.56e	3.2	...q	49.18	47.69	411	48.06	+.3
VanTIntBd	BNDX	.62a	1.1	...q	55.34	53.84	2459	54.15	-.2
VanTIntStk	VXUS	1.54e	3.1	...q	61.17	45.59	1465	49.43	+4.7
VantEng n	VEAC	...	...	...cc	10.16	9.70	132	10.10	+.5
VantEng wt	VEACW	...	...	...	1.38	1.14		1.19	
VantEn un	VEACU	...	...	...	10.68	10.01		10.25	-1.5
VarexImag	VREX	...	...	...	43.76	21.57	319	25.80	+9.0
Varonis	VRNS	...	...	...dd	83.10	48.67	278	53.10	+.4
VascuBio	VBLT	...	...	...	8.75	.60	67	1.17	+20.6
Vaxart rs	**VXRT**	**...**	**...**	**...**	**9.46**	**1.65**	**35**	**2.10**	+11.7
VectoIQ n	VTIQ	...	...	...dd	9.80	9.51		9.70	
VectoIQ un	VTIQU	...	...	...	10.54	9.97		10.11	+.3
VeecoInst	VECO	...	...	...dd	20.55	6.27	248	8.30	+12.0
VBradley	VRA	...	...	16	17.38	7.94	248	9.24	+7.8
▲Veracyte	VCYT	...	...	...dd	15.50	5.23	505	15.95	+26.8
Verastem	VSTM	...	...	...dd	10.35	2.77	2587	4.05	+20.5
Vericel	VCEL	...	...	...dd	18.87	5.75	793	18.12	+4.1
VerintSys	VRNT	...	...	52	52.45	37.10	319	44.31	+4.7
Verisign	VRSN	...	...	41	176.76	105.40	450	157.76	+6.4
Verisk	VRSK	...	...	36	125.99	90.60	650	112.64	+3.3
Veritex	VBTX	...	...	16	33.08	20.34	257	22.29	+4.3
Veritone n	**VERI**	**...**	**...**	**...**	**25.09**	**3.65**	**3242**	**4.95**	+30.3
Vermillion	**VRML**	**...**	**...**	**...dd**	**1.99**	**.27**	**96**	**.57**	+90.0
VeronaPh n	VRNA	...	...	...	25.55	8.60	8	9.99	+3.5
VerraMo n	VRRM	...	...	...	11.14	9.00	445	9.92	+1.6
Verrica n	VRCA	...	...	...dd	23.29	6.44	39	11.50	+41.1
VertexEn	VTNR	...	...	...dd	2.04	.85	14	1.30	+27.5
VertxPh	VRTX	...	...	...cc	194.92	144.07	1988	186.03	+12.3
Veru Inc	VERU	...	...	...dd	2.37	1.17	31	1.44	+2.9
ViaSat	VSAT	...	...	...dd	80.26	55.93	361	61.44	+4.2
ViacomA	VIA	.80	2.5	8	40.64	27.01	28	32.36	+16.4
ViacomB	VIAB	.80	2.7	6	35.55	23.31	2749	29.33	+14.1
Viavi	VIAV	...	...	65	12.82	8.49	1666	10.43	+3.8
▼Vical rs	**VICL**	**...**	**...**	**...dd**	**1.92**	**1.00**	**3082**	**1.00**	-15.3
Vicor	VICR	...	...	...	64.50	16.30	177	40.49	+7.1
VicDvAcc n	VSDA	...	...	...	31.48	26.21	0	28.35	+2.7
VicMultiF n	VSMV	...	...	...	30.41	25.25	5	27.21	+2.1
Vict500VW	CFA	.44e	1.0	...q	52.94	41.31	101	45.83	+4.2
VictDisEnV	CSF	.38e	.9	...q	50.77	37.23	73	40.21	+2.0
Vict500EV	CFO	.47e	1.1	...q	52.77	41.27	80	44.33	+1.0
VicEM Hi n	CEY	...	...	...	28.35	21.50	5	23.46	+6.8
VictDevVol	CIZ	.01j	...	...q	39.92	30.28	27	31.29	+1.9
VictIncEV	CDC	1.09e	2.5	...q	48.81	40.31	152	42.80	+1.1
VictSCVol	CSA	.16e	...	...q	51.78	38.40	3	43.13	+6.4
VictIntlVol	CIL	.15e	...	...q	46.94	33.34	3	35.89	+4.5
VicEmMkt	CEZ	...	...	...	31.99	23.17	2	25.00	+3.5
VictLCHiDv	CDL	.44e	...	...q	47.44	39.30	18	42.86	+3.6
VictIntHiD	CID	.33e	...	...q	38.00	29.02	4	31.38	+5.0
VictCap n	VCTR	...	...	...	13.50	7.27	88	11.00	+7.6
ViewRay n	VRAY	...	...	...	13.21	4.86	943	6.95	+14.5
VikingTh n	VKTX	...	...	...dd	24.00	3.69	2546	8.23	+7.6
VikngTh wt	VKTXW	...	...	...	3.84	2.73		3.17	
VillagB&T	VBFC	...	...	49	35.50	28.75	7	31.40	+3.1
VillSupMkt	VLGEA	1.00	3.7	15	31.49	21.95	17	26.73	+.9
ViomiTc n	VIOT	...	...	...dd	10.95	7.24	17	7.98	+2.3
ViperEnPt	VNOM	2.12e	7.2	43	44.00	21.46	664	29.49	+13.2
VirTra n	VTSI	...	...	...cc	7.36	3.00	2	3.59	+16.9
Virco	VIRC	.06	1.4	...	5.35	3.70	8	4.40	+10.0
VirtuFin n	VIRT	.96	3.6	12	37.85	18.20	872	26.66	+3.5
VirtusInv	VRTS	2.20	2.7	9	138.03	70.00	24	82.52	+3.9
VirtusIn pf	VRTSP	1.81	2.3	...	114.06	66.63	2	78.59	+3.6
Virtusa	VRTU	...	...	...cc	58.60	37.80	145	46.24	+8.6
VistaGn n	VTGN	...	...	...	2.44	.81	53	1.74	+16.0
Visteon s	VC	...	...	13	140.64	56.59	660	65.62	+8.9
VitalThera	VTL	...	...	...dd	9.75	.15	1177	.26	+37.1
ViveveMd n	**VIVE**	**...**	**...**	**...dd**	**5.19**	**.93**	**277**	**1.21**	+15.2
Vivopwr h	**VVPR**	**...**	**...**	**...**	**6.69**	**.59**	**19**	**.89**	+38.4
Vivus rs	**VVUS**	**...**	**...**	**1**	**9.88**	**2.15**	**202**	**3.14**	+40.8
Vodafone	VOD	1.74e	8.9	...	32.75	18.45	4408	19.58	+1.6
VoyagerT n	VYGR	...	...	...dd	31.91	8.30	126	9.26	-1.5
vTvTherap	VTVT	...	...	...dd	8.40	.65	1425	2.87	+8.3
Vuzix	VUZI	...	...	...dd	11.40	4.26	198	5.15	+7.1

- W -

Name	Ticker Symbol	Div	Yield	PE	52-week High	52-week Low	Vol 1000s	Last	YTD %Chg
:WCF Bcp n	WCFB	.20	2.5	...	10.24	7.85	2	8.16	-1.0
WD 40	**WDFC**	**2.44f**	**1.4**	**36**	**187.50**	**116.10**	**329**	**171.04**	-6.7
WSFS s	WSFS	.44	1.1	11	57.70	33.75	145	40.57	+7.0
WVS Fn	WVFC	.32a	2.2	23	18.05	12.25		14.81	+.2
WalgBoots	WBA	1.76	2.4	13	86.31	59.07	5127	72.48	+6.1
WashFed	WAFD	.72	2.6	13	37.70	24.67	326	27.97	+4.7
WshTrst	WASH	1.88f	3.7	15	63.25	45.93	40	50.74	+6.8
WaterstnF	WSBF	.48a	2.9	16	18.10	15.20	30	16.73	-.2
WaveLfSc n	WVE	...	...	...	56.00	31.65	140	41.97	-.2
WaysideT	WSTG	.68	6.4	5	16.70	9.60	1	10.67	+6.7
WeiboCorp	WB	...	...	...	142.12	53.11	1536	59.59	+2.0
▼WtWatch	WTW	...	...	24	105.73	35.20	4318	35.08	-9.0
WelleslyBc	WEBK	.22	.8	19	34.50	27.74	5	28.70	+3.5
Wendys Co	WEN	.34	2.1	18	18.68	14.80	1901	16.46	+5.4

Name	Ticker Symbol	Div	Yield	PE	52-week High	52-week Low	Vol 1000s	Last	YTD %Chg
WernerEnt	WERN	.36	1.2	19	43.95	28.67	527	31.30	+6.0
Wesbanc	WSBC	1.16	3.0	16	51.12	34.14	70	38.65	+5.3
WestBcp	WTBA	.80	4.0	12	26.95	18.06	19	20.03	+4.9
WAmBcp	WABC	1.60	2.7	29	64.76	52.05	74	59.71	+7.2
WestellT rs	WSTL	...	...	...dd	4.00	1.85	68	2.22	+17.5
WDigital	WDC	2.00	5.0	4	106.96	33.83	4842	39.81	+7.7
WstNwEnB	WNEB	.16	1.7	19	11.25	8.51	84	9.28	-7.6
WstptFuel g	WPRT	...	...	...dd	4.00	1.27	417	1.64	+23.3
WestwtrRs	WWR	...	...	...	1.11	.13	1947	.17	+17.9
WeycoGp	WEYS	.92	3.2	16	39.93	27.03	20	28.51	-2.3
Wheeler wt	WHLRW	...	...	...	.05	.02		.03	
Wheelr pfB	**WHLRP**	**2.25**	**22.6**	**...**	**19.50**	**6.20**	**3**	**9.95**	+27.9
Wheelr pfD	**WHLRD**	**2.19**	**16.3**	**...**	**22.00**	**7.00**	**30**	**13.47**	+39.9
Wheeler rs	WHLR	1.36	121.4	...dd	8.66	.72	27	1.12	+25.7
WhiteHFin	WHF	1.42	10.4	9	15.80	10.92	27	13.66	+7.4
WhitHF25 n	WHFBZ	1.63	6.5	...	25.19	23.76	5	25.10	+2.7
Wilhelmina	WHLM	...	...	36	7.54	4.90	0	5.76	-1.2
WillScot wt	WSCW	...	...	...	1.42	1.25		1.35	
WillScot	WSC	...	...	...	18.19	8.21	992	10.31	+9.4
WillmValV	WVVI	.22p	...	21	8.55	6.66	1	7.10	+3.0
WillVV pfA	WVVIP	.22e	4.6	...	5.25	4.35	1	4.80	+6.8
Willdan	WLDN	...	...	27	39.00	19.25	29	34.90	-.2
WillisLFn	WLFC	...	...	9	39.95	25.55	4	37.41	+8.1
WillisTwW	WLTW	2.40	1.6	36	164.99	134.50	550	153.35	+1.0
Windstm rs	**WIN**	**...**	**...**	**...**	**9.55**	**1.77**	**795**	**3.08**	+47.4
Wingstop n	WING	.36a	.5	78	75.58	39.55	444	69.05	+7.6
Winmark	WINA	.60	.4	26	187.10	123.65	1	161.56	+1.6
WinsFin	**WINS**	**...**	**...**	**...**	**216.24**	**20.98**	**31**	**41.83**	+94.5
Wintrust	WTFC	.76	1.1	14	99.96	61.53	730	70.61	+6.2
Wintrst pfD	WTFCM	1.64	6.1	...	27.89	24.10	4	26.69	+6.3
WisdTrMdE	GULF	1.10e	5.6	...q	20.14	17.75	14	19.50	+3.9
WT SCQDv	DGRS	.66e	2.0	...q	38.74	29.40	17	33.22	+6.6
WT USQDv	DGRW	.59e	1.5	...q	44.96	35.85	321	39.38	+2.7
WTChixSte	CXSE	1.54e	2.4	...q	96.79	58.73	9	64.55	+6.0
WTEMCpBd	EMCB	3.18	4.6	...q	73.62	67.08	0	68.60	+.9
WisdomTr	WETF	.12	1.8	15	13.41	6.15	891	6.63	-.3
WTEMQDv	DGRE	.67e	2.9	...q	28.95	21.07	13	22.94	+3.2
WT NegAB	AGND	.78	1.8	...q	45.12	42.22	8	42.90	+.9
WT IntHdg	AGZD	.84	1.8	...q	49.51	47.08	9	47.50	+.5
WT NegHY	HYND	.90e	4.5	...q	22.48	19.19	17	20.19	+4.3
WT IntHY	HYZD	1.02	4.4	...q	24.44	21.10	75	23.22	+3.6
WTGermH	DXGE	1.39e	2.7	...q	33.99	25.60	11	27.35	+3.3
WT JpSCEq	DXJS	1.10e	.6	...q	47.87	34.90	21	38.24	+3.8
WTEMCnG	EMCG	.59e	2.9	...q	28.89	18.97	6	20.70	+4.1
Wix.com	WIX	...	...	...	121.45	55.80	415	99.89	+10.6
Woodward	WWD	.57	.7	28	89.30	68.40	246	76.38	+2.8
Workday	WDAY	...	...	...dd	172.67	107.75	1768	167.96	+5.2
Workhrs rs	WKHS	...	...	...dd	3.45	.37	99	.71	+34.5
WldAccept	WRLD	...	...	15	125.14	80.37	105	112.03	+9.6
WrapTc n	WRTC	...	...	...	4.65	2.89	48	3.10	-1.6
WrightMed	WMGI	...	...	...dd	30.75	19.01	1635	29.28	+7.6
WrightM rt	**WMGIZ**	**1.50p**	**...**	**...**	**1.62**	**.00**	**902**	**.01**	-23.1
Wynn	WYNN	3.00	2.7	26	203.63	90.06	2461	111.40	+12.6

X-Y-Z

Name	Ticker Symbol	Div	Yield	PE	52-week High	52-week Low	Vol 1000s	Last	YTD %Chg
:xG Tech rs	XGTI	...	...	...	1.64	.22	109	.40	+28.6
XOMA rs	XOMA	...	...	...dd	34.94	11.02	47	14.40	+13.8
XTL Bio rs	XTLB	...	...	...	3.94	1.43	0	1.89	+9.2
XBiotech n	XBIT	...	...	...	6.50	2.13	98	5.66	+11.4
XcelBrnds	XELB	...	...	6	3.50	.00	37	1.43	+26.5
XcelEngy	XEL	1.52	3.1	21	54.11	41.51	3902	49.27	
Xencor	XNCR	...	...	...dd	48.38	20.16	143	37.91	+4.8
XeneticB n	XBIO	...	...	...	8.95	1.37	13	2.08	+26.8
XenithB rs	XBKS	...	...	33				33.83	
XenonPhm	XENE	...	...	...	15.92	2.70	85	7.78	+23.3
XeriaPh n	XERS	...	...	26	27.98	15.01	19	18.33	+7.8
Xilinx	XLNX	1.44	1.6	46	95.18	62.27	2290	90.37	+6.1
Xperi	XPER	.80	3.8	...dd	25.05	12.08	655	20.83	+13.3
XpressSp rs	**XSPA**	**...**	**...**	**1**	**1.80**	**.11**	**1298**	**.19**	+21.8
Xunlei Ltd	XNET	...	...	...	24.99	3.36	232	3.44	+1.2
YRC Wwde	YRCW	...	...	...dd	17.61	2.41	704	4.33	+37.5
YY Inc	YY	...	...	5	142.97	55.55	877	69.05	+15.4
Yandex	YNDX	...	...	74	44.49	24.90	1572	29.70	+8.6
YangRvPt n	**YERR**	**...**	**...**	**...**	**12.44**	**2.61**	**118**	**3.37**	-14.9
Yatra n	YTRA	...	...	...dd	8.19	3.70	120	4.96	+23.4
Yld10Bio rs	**YTEN**	**...**	**...**	**...dd**	**3.10**	**.68**	**12**	**1.06**	+27.7
YintechIn n	YIN	.36e	5.7	...dd	10.86	3.97	83	6.34	+3.9
YmAbsTh n	YMAB	...	...	...dd	31.00	15.17	86	24.26	+19.3
YogaWks n	**YOGA**	**...**	**...**	**...**	**3.10**	**.37**	**181**	**.58**	+13.1
YorkWater	YORW	.69f	2.2	31	36.10	27.45	14	31.41	-2.0
Youngevt n	YGYI	...	...	...dd	16.25	3.17	133	5.57	-2.6
ZK Intl n	**ZKIN**	**...**	**...**	**...**	**12.85**	**1.25**	**2**	**1.64**	+15.5
Zafgen	ZFGN	...	...	...dd	12.36	4.62	181	5.04	+1.8
Zagg	ZAGG	...	...	10	19.55	7.96	351	11.35	+16.1
ZaiLab n	**ZLAB**	**...**	**...**	**...**	**27.34**	**14.29**	**425**	**24.33**	+4.8
ZealndPh n	ZEAL	...	...	...	18.91	11.51	1	14.13	+21.7
ZebraT	ZBRA	...	...	39	184.75	109.57	358	160.35	+.7
ZillowA s	ZG	...	...	81	65.42	26.20	717	33.83	+7.6
ZillowC n	Z	...	...	...cc	65.70	26.38	2863	33.89	+7.3
ZionO&G	**ZN**	**...**	**...**	**...dd**	**5.80**	**.39**	**2539**	**.48**	+14.4
ZionsBcp	ZION	1.04e	2.4	12	59.19	38.08	1979	43.76	+7.4
ZionsB wt20	ZIONW	...	...	...	21.00	18.25		20.93	
Ziopharm	ZIOP	...	...	...dd	5.25	1.56	1162	2.33	+24.6
Zix Corp	ZIXI	...	...	47	7.09	3.82	197	6.14	+7.2
Zogenix rs	ZGNX	...	...	...dd	62.75	33.42	686	45.94	+26.0
ZosanoP rs	ZSAN	...	...	...	25.70	1.85	60	2.79	+31.6
Zscaler n	ZS	...	...	...	48.24	24.76	1303	45.41	+15.8
Zumiez	**ZUMZ**	**...**	**...**	**16**	**32.70**	**17.57**	**765**	**22.89**	+19.4
Zynerba n	ZYNE	...	...	...dd	12.98	2.75	211	4.17	+40.4
Zynga	ZNGA	...	...	...cc	4.57	3.20	11426	4.29	+9.2
iShGlGr n	BGRN	...	...	...	50.92	50.16	3	50.86	+.3

Money Market Funds

Fund	Avg Maturity	Avg Yield
Money Funds		
AB Government Money	...	2.33
AB Government Money	...	2.34
AB Government Money	...	2.34
AIM MMCshRes	33	1.88
AIMMMInv	33	2.03
AIM Premier Portfoli	35	2.48
AIM Premier Tax Exem	6	1.39
AIM Premier U.S. Gov	38	2.28
AIM Short Term Invts	34	2.28
AIM Short Term Invts	8	1.38
AIM Short Term Invts	14	2.39
AIM Short Term Invts	26	2.51
AIM Short Term Invts	28	2.29
AlBernExRK p	...	2.29
AllBrnExRsv I	...	2.32
AlliBernExRsvA	...	2.25
AlliBernExRsAd	...	2.25
AlliBernExRsvB	...	2.22
AlliBernExRsC	...	2.24
ABGovMMSel	12	2.29
AmC CapPr	46	1.95
AmC Prime	38	2.07
AmCentUSGv	18	1.96
AmCPrime t	38	1.82
American Century Pri	38	1.32
BBH MM Inst	36	2.14
BBH MMkt	36	1.87
BLFMuniDlr	34	1.15
BMOGov I p	10	2.25
BMO Gov Y	10	2.00
BMO Institutional Pr	19	2.39
BMO Institutional Pr	19	2.15
BMOPrimeI p	19	2.34
BMO Prime Y	19	2.09
BNY Mellon Governmen	32	1.89
BNYMellon M	32	2.14
BNY Mellon National	7	.87
BR TFdCsMg	21	1.77
BL FedTrDlr	35	1.98
BLFTrCsMg	33	1.73
BLFT Adm	21	2.17
BlackRock Cash Fds,	26	2.33
BLFFedFDlr	24	2.03
BLFedFdPCS p	24	1.76
BLFFedFnd	24	2.28
BRInst	29	2.41
BLFCASel p	6	.29
BLFedFdSel p	24	1.45
BLMunFdSel	34	.60
BLFTempFdSel	34	1.47
BlackRock Liquidity	24	2.24
BlackRock Liquidity	35	1.87
BlackRock Liquidity	24	1.88
BlackRock Liquidity	33	1.83
BlackRock Liquidity	6	.52
BlackRock Liquidity	21	1.87
BlackRock Liquidity	35	1.73
BlackRock Liquidity	24	1.78
BlackRock Liquidity	33	1.40
BlackRock Liquidity	21	2.23
BlackRock Liquidity	21	1.44
BLF FedTr	35	2.23
BLF TrsTr	33	2.23
BLFTrsTrDlr	33	1.98
BLFT FundDlr	21	2.02
BLFMunCsh	18	.98
BRInvest	29	2.07
BlackRock Money Mark	29	1.34
BLNYMfPCS p	6	.89
BRSvc	29	2.14
BLFTempFdPCS	34	1.99
BRLiqTrsTAd	33	2.13
BLFM MuniCsh	18	1.23
BLF TempFd	34	2.49
BLFTmpDlr	34	2.24
BLFTmCsDlr	31	2.24
BLFedTrAd	35	2.13
BlkrkLqTmpAd	34	2.39
BRLiqTmpCR	34	2.10
BLMuAdm	34	1.30
BLF TmpCsh	31	2.50
BLFT TrFund	21	2.27
BLFedAdm	24	2.18
BLMuCshMg	20	.90
BLFTmCshMg	34	1.99
CNIGovtA p	37	1.66
California Tax-Free	30	1.03
CapResFd p	36	1.73

Fund	Avg Maturity	Avg Yield
Cash Account Tr, Gov	30	2.10
Cash Account Tr, Gov	30	2.30
Cash Account Trust -	30	1.46
Cash Account Trust:	25	.62
Cash Acct Tr: Govt &	30	2.23
Cash Acct Tr: Tax Ex	25	1.04
Cash Acct Tr: Tax Ex	25	1.40
Cash Acct Tr: Tax Ex	25	1.44
CashMgtInst	23	2.18
CashResInst	23	2.22
CavanalCshAd	21	1.89
Cavanal Hill Governm	21	2.17
Cavanal Hill Governm	21	2.22
Cavanal Hill Governm	21	2.14
Cavanal Hill U.S. Tr	22	2.15
Cavanal Hill U.S. Tr	22	2.23
Cavanal Hill U.S. Tr	22	2.03
CavanalTrAdm	22	1.73
CitiznSelTreA	39	2.24
CitiznSelTreB	39	2.04
CityNaRoGv p	37	1.51
CityNRochGv	37	1.96
Columbia Government	41	1.81
Columbia Government	28	2.08
Columbia Government	28	2.08
Columbia Government	28	2.27
Columbia Government	28	2.08
ColumbiaA	28	2.08
Columbia Z	28	2.08
DWSMSerMgd	23	2.35
DWSMSerInst	23	2.35
DWS MMkt	27	2.07
DWS Variable NAV Mon	24	2.17
DavisGvtA	25	1.93
Deutsche Money Marke	27	1.82
Deutsche Money Marke	27	1.11
Deutsche Money Marke	27	2.07
DryBasic	37	2.19
DryInsPfGHm	12	2.30
DryInsPfGvP	12	2.05
DryTrsAgcyC	6	2.03
DryResInst	12	2.35
Dreyfus Cash Mgmt Ad	27	2.44
Dreyfus Cash Mgmt In	27	2.54
Dreyfus Cash Mgmt In	27	2.29
Dreyfus Government S	45	1.81
Dreyfus Government S	45	1.96
Dreyfus Government S	45	2.11
Dreyfus Government S	45	2.22
Dreyfus Govt Cash Mg	17	2.26
Dreyfus Govt Cash Mg	17	2.01
Dreyfus Govt Cash Mg	17	2.16
Dreyfus Govt Cash Mg	17	1.86
Dreyfus Institutiona	39	2.29
Dreyfus Institutiona	19	2.44
Dreyfus Institutiona	46	1.94
Dreyfus Institutiona	46	2.19
Dreyfus Institutiona	6	2.33
Dreyfus Instl Prefer	19	2.38
Dreyfus Liquid Asset	28	2.16
Dreyfus Liquid Asset	28	1.78
Dreyfus Municipal Ca	12	1.22
Dreyfus Municipal Ca	12	.98
Dreyfus New York Mun	24	1.32
Dreyfus New York Mun	24	1.06
Dreyfus Prime Money	25	2.39
Dreyfus Tax Exempt C	8	1.37
Dreyfus Tax Exempt C	8	1.11
Dreyfus Treasury Cas	11	2.29
Dreyfus Treasury Cas	11	2.04
Dreyfus Treasury Cas	11	2.19
Dreyfus Treasury Cas	11	1.89
Dreyfus Treasury Sec	40	2.23
Dreyfus Treasury Sec	40	1.99
Dreyfus Treasury Sec	40	2.14
Dreyfus Treasury Sec	40	1.84
Dreyfus Treasury and	9	2.38
DryfLA	28	1.84
DryInTrAgcHm	6	2.28
DryTrPmCsh I	46	2.23
DryfGenTrPrA	35	1.37
EdwJones IS	29	.80
EdwJonesRS	29	.78
FIMMDom I	19	2.43
FIMMDomII	19	2.28
FIMMDomIII	19	2.18
FIMMGov I	24	2.26
FIMMGovII	24	2.11
FIMMGovIII	24	2.01

Fund	Avg Maturity	Avg Yield
FIMM Government Port	24	2.30
FIMMMMkt I	23	2.49
FIMMMMktII	23	2.34
FIMMMMktIII	23	2.24
FIMMTrOnlyII p	31	2.09
FIMMTrOnly3	31	1.99
FIMMTrOnly I	31	2.24
FIMM Treasury Only P	31	2.28
FIMM Treasury Portfo	19	2.29
FIMMTry I	19	2.25
FIMMTryII	19	2.10
FIMMTryIII	19	2.00
FedCAMuniII	30	.99
FedCAMunCS p	30	.64
FedCAMunCap	30	1.29
FedGovOblCp	23	2.15
FedGovOb IS	23	2.26
FedGovOblSv	23	2.04
FedMMEagle	33	2.33
FedNYMun WS	32	1.34
FedPAMu WS	18	1.20
FedPrCshObCp	29	2.37
FedPrVlObSv	1	2.29
FedPrVlOblCp	1	2.44
FedPrVluObl	1	2.54
FedPrCshOblIS	29	2.47
FdPrCshObSv	29	2.22
FedPriOb IS	30	2.54
FedPrObSvc	30	2.34
FedTrstUSTr	24	2.27
FedTrsOb IS	23	2.30
FedTreasObSv	23	2.05
FedTrsOblCp	23	2.20
FedUSTCshSv	42	1.99
FedUSTrsIns	42	2.24
FedVaMuCsCS p	12	.65
Federated Government	23	1.45
Federated Government	35	1.91
Federated Government	24	1.58
Federated Government	24	1.21
Federated Government	24	1.18
Federated Government	24	1.58
Federated Government	23	1.62
Federated Government	23	1.45
Federated Government	23	2.30
Federated Institutio	6	1.35
Federated Institutio	28	2.21
Federated Institutio	33	2.28
Federated Institutio	33	2.43
Federated Institutio	30	2.49
Federated Institutio	33	2.53
Federated Municipal	33	.93
Federated Municipal	33	1.16
Federated Municipal	33	.69
Federated Municipal	33	.81
Federated Prime Cash	29	1.57
Federated Prime Cash	29	1.62
Federated Prime Cash	29	1.78
Federated Prime Cash	29	1.98
Federated Prime Cash	29	2.18
Federated Treasury O	23	1.98
Federated Trust for	24	1.57
Federated Trust for	24	1.45
FedMstr	1	1.64
FidTrAdvC t	17	.99
Fidelity California	21	1.40
Fidelity California	21	1.15
Fidelity Domestic Po	19	2.38
Fidelity Flex Govern	17	2.50
Fidelity Government	24	1.50
Fidelity Government	24	1.75
Fidelity Government	24	2.13
Fidelity Government	24	2.20
Fidelity Government	24	1.75
FidGovPortS	24	2.21
Fidelity Insti Money	23	2.53
Fidelity Insti Money	19	2.47
Fidelity Insti Money	19	1.94
Fidelity Insti Money	19	1.75
Fidelity Insti Money	31	1.74
Fidelity Investments	19	2.50
Fidelity Investments	19	2.41
Fidelity Investments	19	2.21
Fidelity Investments	19	2.31
Fidelity Investments	19	2.46
FidCashRes	23	2.08
FidSpGov	24	2.03
FidSpMM	24	2.25
FidSpUSTr	28	2.02

Fund	Avg Maturity	Avg Yield
FidMMPortS	23	2.44
Fidelity Massachuset	30	1.41
Fidelity Massachuset	30	1.16
Fidelity Money Marke	24	2.37
Fidelity New Jersey	55	1.32
Fidelity New Jersey	55	1.07
Fidelity New York AM	27	1.44
Fidelity New York AM	27	1.19
Fidelity SAI Municip	37	1.56
Fidelity Series Gove	28	2.44
Fidelity Tax-Exempt	37	1.38
Fidelity Treasury Mo	17	2.02
Fidelity Treasury On	31	2.19
FidTrPortsS	19	2.20
FidTrsyCR	17	1.49
FidTryDly M	17	1.74
FstAmTrObD	17	1.88
FstAmGvObA p	24	1.72
FstAmPrObY	21	2.21
FstAmTrObA p	17	1.73
FstAmTrObY	17	2.03
First American Gover	24	2.33
First American Insti	15	2.28
First American Treas	17	2.34
First American U.S.	39	2.21
First American U.S.	39	1.81
First American U.S.	39	1.66
First American U.S.	39	1.96
FtInvCs	36	1.79
First Investors Gove	36	1.80
FsAmGvObII	24	2.17
FstAmTrObII	17	2.18
FsAmISTrII	39	2.11
FstAmPrObZ	21	2.51
FstAmPrObl	21	2.26
FsAmPrObII	21	2.36
FstAmTrObZ	17	2.30
FstAmTreResA	17	1.31
Gabelli U.S. Treasur	53	2.30
Gabelli U.S. Treasur	53	2.30
GabelliUST	53	2.30
GartmrMMPr	25	1.96
GnCAMuB	8	.67
GnTrsAgcy A	7	1.78
GnTrsAgcy R	7	1.98
GnGvSec	30	1.65
GeneralB p	30	1.59
General Government S	30	1.88
GnGovB p	30	1.40
General Money Market	30	2.05
General Municipal Mo	11	1.03
General Treasury Sec	35	1.64
General Treasury Sec	35	1.81
General Treasury and	7	1.54
GnMMkt	30	1.84
Goldman Sachs Fds, F	41	2.14
Goldman Sachs Fds, F	41	2.21
Goldman Sachs Financ	41	2.47
Goldman Sachs Financ	41	2.07
Goldman Sachs Financ	41	2.32
Goldman Sachs Financ	41	2.24
Goldman Sachs Financ	41	1.84
Goldman Sachs Financ	41	2.09
Goldman Sachs Financ	35	2.22
Goldman Sachs Financ	35	1.82
Goldman Sachs Financ	35	2.07
Goldman Sachs Financ	42	2.47
Goldman Sachs Financ	42	2.07
Goldman Sachs Financ	42	2.32
Goldman Sachs Financ	39	1.99
Goldman Sachs Financ	39	1.74
Goldman Sachs Financ	39	2.14
Goldman Sachs Financ	41	1.74
Goldman Sachs Financ	41	1.99
Goldman Sachs Financ	41	2.31
Goldman Sachs Financ	39	2.21
Goldman Sachs Financ	35	2.29
Goldman Sachs Financ	41	2.54
Goldman Sachs Financ	42	2.54
Goldman Sachs Financ	42	2.42
Goldman Sachs Financ	41	2.40
Goldman Sachs Financ	35	2.17
Goldman Sachs Financ	39	2.09
Goldman Sachs Financ	41	2.19
Goldman Sachs Financ	41	2.09
Goldman Sachs Financ	39	1.59
Goldman Sachs Financ	39	1.44
Goldman Sachs Financ	39	1.89
Goldman Sachs Financ	41	1.60

Fund	Avg Maturity	Avg Yield
Goldman Sachs Financ	41	1.44
Goldman Sachs Financ	41	1.89
Goldman Sachs Financ	35	1.66
Goldman Sachs Financ	35	1.52
Goldman Sachs Financ	35	1.97
Goldman Sachs Financ	41	2.20
Goldman Sachs Financ	41	1.69
Goldman Sachs Financ	41	1.54
Goldman Sachs Financ	41	1.99
Goldman Sachs Financ	42	1.91
Goldman Sachs Financ	42	1.76
Goldman Sachs Financ	42	2.21
Goldman Sachs Financ	41	1.75
Goldman Sachs Financ	41	1.90
Goldman Sachs Financ	41	1.34
Goldman Sachs Financ	41	2.09
Goldman Sachs Financ	41	2.34
Goldman Sachs Financ	46	1.77
Goldman Sachs Financ	46	2.24
Goldman Sachs Financ	46	1.92
Goldman Sachs Financ	46	2.17
Goldman Sachs Financ	46	1.47
Goldman Sachs Financ	46	2.12
Goldman Sachs Financ	46	2.02
Goldman Sachs Financ	46	2.27
Goldman Sachs Invest	42	2.00
Goldman Sachs Invest	42	1.85
Goldman Sachs Invest	42	1.70
Goldman Sachs Invest	15	.37
Goldman Sachs Invest	15	1.12
Goldman Sachs Invest	42	2.25
Goldman Sachs Invest	42	2.50
Goldman Sachs Invest	42	1.50
Goldman Sachs Invest	42	2.25
GovTxMgSvc	35	1.97
GovObTR	23	1.77
GovTxMgIS	35	2.22
Government Fund Clas	29	2.15
Government Obligatio	24	2.35
Government Obligatio	24	2.32
GovResFd P	24	1.43
HSBC U.S. Government	27	2.22
HSBC U.S. Government	27	2.33
HSBC U.S. Government	27	2.27
HSBC U.S. Government	27	2.29
HSBC U.S. Treasury M	28	2.16
HSBC U.S. Treasury M	28	1.91
HSBC U.S. Treasury M	28	2.27
HSBC U.S. Treasury M	28	2.23
HSBC U.S. Treasury M	28	2.25
HSBCUSGov A	27	1.82
HSBCUSGov D	27	1.97
Harbor Money Market	39	1.67
Harbor	39	2.06
HeritAdm	18	2.34
HeritInst	18	2.47
HewittMM p	26	1.80
ING MM A	13	2.07
ING MM I	13	2.05
Invesco Government M	33	2.12
InvescoA5	33	1.88
InvescoC5 p	33	1.13
Invesco Tax Exempt C	8	.72
Invesco Tax-Exempt C	8	.72
Investor Cash Tr, Tr	34	2.13
Investor Tax-Exempt	15	1.27
Investor Tax-Exempt	15	.87
Investor Tax-Exempt	15	1.12
Investor Tax-Exempt	15	1.34
Investor Tax-Exempt	15	1.22
Investor Tax-Exempt	15	.72
Investor Tax-Exempt	15	.57
Investor Tax-Exempt	15	1.02
InvCshTrTrs	34	2.27
Investors Cash Tr, T	34	1.74
Investors Cash Trust	34	2.29
Ivy Cash Management	30	.97
Ivy Cash Management	30	1.10
Ivy Cash Management	30	1.96
Ivy Government Money	13	1.88
Ivy Government Money	13	1.93
IvyMonyyC t	13	1.00
IvyMnyA	13	1.69
IvyMM B	13	.75
JPMGvMMAg	28	2.19
JPMLqAsR	28	1.99
JPMGvPrem	28	2.00
JPMGvCap	28	2.27
JPMTrPlInv	16	1.97

Fund	Avg Maturity	Avg Yield
JPMTrPlRs	16	1.77
JPMorg100 Agcy	47	2.16
JPM100 SecP	47	1.97
JPM100 TrInst	47	2.21
JPMorgan100	47	1.83
JPMLqAstP	28	2.24
JPMorganFed	36	1.83
JPMorFedAgcy	36	2.16
JPMorgFedPr	36	1.97
JPMLqAstAg	28	2.43
JPMLqAstC p	28	1.72
JPMLqAstMrg	28	2.10
JPMLqAstInst	28	2.48
JPMMunInst	6	1.35
JPMMuMorg	6	.97
JPMNYMuR p	6	.81
JPMorgPrm	23	2.17
JPMorgPrAgcy	23	2.42
JPMorgPrmPr	23	2.23
JPMTreasC t	16	1.50
JPMTrsPlusP	16	2.02
JPMTrsPlsMrg	16	1.88
JPMTrsPlsInst	16	2.26
JPMTrsPlsAg	16	2.21
JPMTrsSecR p	47	1.72
JPMUSGvInst	28	2.24
JPMUSGvtR p	28	1.75
JPMUSGvtMrg	28	1.86
JPMLqAsInv	28	2.18
JPMorgan 100% US Tre	47	2.24
JPMorgan California	6	.97
JPMorgan California	6	.37
JPMorgan California	6	.72
JPMFedInst	36	2.21
JPMorgan Institution	14	1.39
JPMorgan Institution	14	1.44
JPMorgan Institution	14	1.42
JPMorgan Institution	14	1.34
JPMorgan Liquid Asse	28	2.51
JPMorgan Municipal M	6	.86
JPMorgan Municipal M	6	1.30
JPMorgan Municipal M	6	.51
JPMorgan New York Mu	6	1.06
JPMorgan New York Mu	6	.46
JPMorgan New York Mu	6	.81
JPMPrInst	23	2.47
JPMPrRsv	23	1.98
JPMorgan Prime Money	23	2.53
JPMorgan Prime Money	23	2.50
JPMorgan Prime Money	23	1.71
JPMorgan U. S. Treas	16	2.32
JPMorgan U.S. Govern	28	1.75
JPMorgan U.S. Govern	28	1.45
JPMorgan U.S. Govern	28	1.40
JPMorgan U.S. Govern	28	2.15
JPMorgan U.S. Treasu	16	2.29
JPMorgan US Governme	28	1.95
Liquid Assets Portfo	26	1.64
Liquid Assets Portfo	26	2.31
Liquid Assets Portfo	26	1.94
Liquid Assets Portfo	26	2.43
MainStay A	24	1.98
MainStay B	24	1.73
MainStay Money Marke	24	1.73
MainStay Money Marke	24	1.73
ManagersMM	28	2.30
Maryland Tax-Free Mo	27	1.20
Maryland Tax-Free Mo	27	1.10
Meeder Institutional	31	2.45
MeederRetl	31	2.17
ML CMATr	1	1.02
MilestnTOInst	39	2.26
MilestnTOInv	39	1.98
MHLIRSel	25	2.46
MMktGS2	29	2.30
MMktGS4	29	2.03
MMktProFdInv	23	1.45
MMktProFdSvc	23	.45
Mutual America Insti	23	1.81
Nationwide Governmen	25	1.71
NatnwdMMInst	25	2.02
New York Tax-Free Mo	15	1.09
NorthInstGovSel	42	2.23
Northern	36	2.31
NorthernGvSl	46	2.09
NorthInstGovt	43	2.22
NorthInstPrObSv	37	2.49

Continued on **next page**

Continued from **previous page**

Money Market Funds

Fund	Avg Maturity	Avg Yield
NthnInstPrObSh	37	2.49
Northern Institution	13	1.26
Northern Institution	43	2.22
Northern Institution	42	2.23
Northern Institution	42	2.23
NorthInstTreas	46	2.31
NorthernUSGv	45	2.13
OppCshResN t	30	1.90
OppenhCshC p	30	1.90
OppCshRes	30	1.89
Oppenheimer Governme	30	1.92
Oppenheimer Institut	35	2.35
Oppenheimer Institut	35	2.29
Oppenheimer Institut	35	2.29
OppMMFd A	30	1.93
PIMCO Government Mon	2	2.19
PIMCO Government Mon	2	2.19
PIMCO Government Mon	2	2.24
PIMCO Government Mon	2	2.34
PIMCO Government Mon	2	2.34
PIMCO Government Mon	2	2.34
PNC Government Money	32	2.09
PNC Gov A	32	2.04
PNC Gov I	32	2.24
PNC TrA p	34	1.94
PNC Tr I	34	2.14
PNC Treasury Plus Mo	21	2.13
PNC Treasury Plus Mo	21	2.05
PW PACE P	22	1.82
PhoenixMM A	28	.01
Pioneer U.S. Governm	...	1.80
Pioneer U.S. Governm	...	1.26
PionrCs	...	1.75
PremGvtMP	38	2.29
PremierPort	35	2.48
Premier Portfolio Pe	35	1.93
Premier Portfolio Pr	35	2.18
Premier Portfolio Re	35	2.31
Premier Portfolio Re	35	1.61
PrimeObTR	30	2.04
PruMMartD	27	1.85
PruMMrtZ	27	2.03
Prudential Governmen	27	1.85
Prudential Governmen	27	1.72
Prudential Governmen	27	1.90
PruInstMM A	28	2.45
Putnam Government Mo	25	.01
Putnam Government Mo	25	.01
Putnam Government Mo	25	.01
Putnam Government Mo	25	.01
Putnam Government Mo	25	.01
Putnam Government Mo	25	.01
Putnam Government Mo	25	.01
Putnam Government Mo	25	.01
Putnm MMA	28	2.17
Putnam Money Market	28	.01
Putnam Money Market	28	.01
Putnam Money Market	28	.01
PutnmMMC t	28	.01
RBCGvRBCI1	16	2.37
Retail Prime Obligat	20	2.49
Retail Prime Obligat	20	2.33
Retail Prime Obligat	20	2.43
Retail Prime Obligat	20	2.18
Retail Prime Obligat	20	2.23
Retail Prime Obligat	20	2.20
Rydex U.S. Governmen	22	1.43
SEI DITGovA	29	2.15
SEI DITGvIIA	37	2.18
SEI DITTrsA	19	2.14
SEI DITTrIIA	26	2.18
STI CshRes	28	2.22
STIC Prime Portfolio	14	2.23
STIC Prime Portfolio	14	1.52
STIC Prime Portfolio	14	1.85
STIC Prime Portfolio	14	2.31
STIT Liquid Assets	26	2.21
STIT STIC Prime Por	14	2.09
STIT Government & Ag	28	2.26
STIT Government & Ag	28	1.99
STIT Liquid Assets P	26	2.48
STIT STIC Prime Port	14	2.36
STIT Tax-Free Cash R	8	1.13
STIT Tax-Free Cash R	8	1.32
STIT Treasury Obliga	43	2.23
STIT Treasury Obliga	43	2.20
STIT Treasury Obliga	43	1.98
STIT Treasury Portfo	34	1.98
STIT Treasury Portfo	34	2.25
Saratoga Advantage T	1	.01
Saratoga U.S.Governm	1	.01
SaratgUSGvI	1	.01
SchwbACR-Pr	1	1.70
SchwbACR	1	1.70
SchwbCshRes	14	2.21
Schwab Government Mo	6	2.10
SchwbInv	31	2.29
SchwbRetAdv	31	2.28
Schwab Retirement Go	23	2.24
Schwab Treasury Obli	9	2.10
Schwab U.S. Treasury	9	1.96
SchbValAdv	33	2.31
SchwValAdUlt	33	2.46
SchbMM	1	1.29
Schb UST	9	1.76
SentinelGov A	9	1.85
StFrmMMLgA	6	1.74
State Farm Money Mar	6	1.57
State Farm Money Mar	6	1.57
State Farm Money Mar	6	1.57
State Farm Money Mar	6	1.64
State Farm Money Mar	6	1.63
State Farm Money Mar	6	1.62
State Farm Money Mar	6	1.63
StStInstLRS	21	2.08
State Street Insti L	17	1.35
State Street Insti T	17	1.53
State Street Insti T	17	1.87
State Street Insti T	28	1.92
State Street Insti U	14	1.89
State Street Insti U	14	1.54
State Street Institu	14	1.93
State Street Institu	17	1.85
State Street Institu	14	1.86
State Street Institu	17	1.79
State Street Institu	28	1.84
State Street Institu	14	1.81
State Street Institu	14	1.64
State Street Institu	28	1.57
State Street Institu	14	1.91
State Street Institu	17	1.82
State Street Institu	21	2.02
State Street Institu	21	2.00
State Street Institu	21	1.83
State Street Treasur	17	1.91
SunAmMMA	27	.01
T. Rowe Price Govern	27	2.17
T. Rowe Price Instit	48	2.36
T. Rowe Price Tax-Ex	35	1.22
TDAM California Muni	3	.20
TDAM Insti U.S. Gov	3	1.90
TDAM Insti U.S. Gove	3	1.86
TDAM Institutional T	3	1.16
TDAM Institutional T	3	1.66
TDAM Institutional U	3	1.50
TDAMMMInv	3	1.51
TDAMMMkPr	3	1.50
TDAM Money Market Po	3	1.61
TDAM Money Market Po	3	1.41
TDAM Municipal Portf	2	.28
TDAM New York Munici	1	.43
TDAM U.S. Government	3	1.38
TDAMUSGv	3	1.48
TIAA-CREF Inst	41	.02
TIAA-CREF Money Mark	41	.02
TIAA-CREF Money Mark	41	.02
TIAACREF Ret	41	.02
TIAA-CREF Ret	41	.02
TRowSumCR	49	2.17
TRowPRF	27	2.05
TRowUST	29	2.06
Thriv MM Inst	36	2.09
Thriv MMk A	36	1.99
TreasObTR	23	1.80
Treasury Obligations	17	2.34
Treasury Portfolio P	46	2.26
U.S. Government Mone	18	1.21
U.S. Government Mone	18	1.71
U.S. Government Mone	18	2.41
U.S. Treasury Money	29	2.14
UBS Prime Investor F	24	2.17
UBS Prime Preferred	24	2.48
UBS Prime Reserves F	24	2.44
UBS RMA Government M	27	1.95
UBS Select Governmen	27	2.29
UBS Select Governmen	27	1.98
UBS Select Governmen	27	2.25
UBS Select Governmen	27	2.23
UBS Select Prime Inv	25	2.19
UBS Select Prime Pre	25	2.50
UBS Select Treasury	24	2.26
UBS Select Treasury	24	2.28
UBS Select Treasury	24	2.01
UBS Select Treasury	24	2.32
UBS Tax-Free Institu	14	1.20
UBS Tax-Free Investo	14	.93
UBS Tax-Free Preferr	14	1.24
US Government Money	16	1.56
US Government Money	16	2.27
USAA Mutl	33	2.04
USAA Treas	41	2.04
VALIC MMktI	29	.01
VALIC MMkII	30	.01
VangAdmTry	51	2.30
VangFdl	48	2.30
VangPr	44	2.44
VangPrInst	44	2.50
Voya Government Mone	13	2.06
Voya Government Mone	13	2.05
Voya Government Mone	13	1.05
Voya Government Mone	13	1.96
Voya Liquid Assets P	14	1.92
Voya Liquid Assets P	14	2.17
Voya Liquid Assets P	14	1.77
Voya Money Market Po	15	2.12
WA Select Tax Free R	28	1.34
WF 100% Treasury Mon	35	2.21
WF Government Money	25	2.32
Wells Fargo 100% Tre	35	2.11
WellsFargo A	20	2.07
WFCashInvAd	17	2.33
WFCashInst	17	2.46
Wells Fargo Cash Inv	17	2.53
Wells Fargo Fd, Trea	21	2.11
WFGovAdm	25	2.12
WFGvtMMA	25	1.86
Wells Fargo Heritage	18	2.54
Wells Fargo Heritage	18	2.24
WellsFargoI 100	35	1.91
WellsFargoInsCsh	17	2.16
WellsFargoInsGv	25	1.96
Wells Fargo Money Ma	20	2.47
Wells Fargo Money Ma	20	2.17
Wells Fargo Municipa	5	1.28
WellsF100TrA	35	1.81
WellsFargo TrsyS	21	2.01
WellsFargoTrsyA	21	1.86
WellsFargo TrsyI	21	2.26
WFGvMMInst	25	2.26
Western Asset Govern	20	1.64
Western Asset Govern	20	1.44
WA GvtRsvA	20	1.84
WAInstGvInst	20	2.28
Western Asset Inst.	23	2.20
Western Asset Inst.	23	2.25
Western Asset Insti	42	2.18
Western Asset Insti	39	2.42
Western Asset Instit	23	2.06
Western Asset Instit	20	2.23
Western Asset Instit	20	2.24
Western Asset NY Tax	17	.88
Western Asset Prime	35	2.08
Western Asset Tax Fr	13	.39
Western Asset Tax Fr	28	.96
Western Asset US Tre	42	1.42
WstnUSTrN	42	1.82
WstnInstLqRsl	39	2.47
WstnPrmLiq	39	2.20
WstnInstUSTR	42	2.23
WstnPrmUSTR	42	1.97
Wilm GovSel	29	1.62
Wilm TrAdm	28	1.39
Wilm TrSvc	28	1.24
Wilm TrSvc	28	1.64
Wilm GovAdm	29	1.37
Wilmington U.S. Gove	29	1.22
WilmUSGov	35	2.15
Tax Exempt		
AIMTx	8	.62
AmC CATF	11	1.09
AmC TF	11	1.15
BMO TaxF I p	15	1.38
BMO TaxF Y	15	1.11
BNYMelNMuM	7	1.13
BLMunFdPCS p	34	.92
BRLM Muni	34	1.40
BRF NYMuni	4	1.14
BRFCAMuni	6	.85
CashActTxEMgd	25	1.26
FIMMTxExII	31	1.34
FIMMTxEx3	31	1.24
FIMMTxExI	31	1.49
FedCAMuniSv	30	1.14
FedCAMu WS	30	1.39
FedGAMuCsh	14	1.15
FedMAMuCS p	25	.60
FedMAMuniSv	25	1.01
FedMuObl A	33	1.50
FedMuOblCap	33	1.41
FedMunOblSv	33	1.25
FedNYMuCSv	32	1.12
FedNYMuCS p	32	.64
FedNYMuCsII	32	.89
FedPAMuniCS	18	.61
FedPAMuCsSv	18	1.00
FedTaxFObWS	29	1.43
FedTxFrObSv	29	1.18
FedMuniSvc	12	1.04
FedTxF c	6	1.40
FidCA	17	1.19
FidCT	35	1.26
FidMA	31	1.18
FidMI	32	1.09
FidMuMM	48	1.33
FidNJ	49	1.19
FidNY	34	1.22
FidOH	45	1.18
FidPA	15	1.17
FidSpCA	21	1.31
FidSpMA	30	1.31
FidSpNJ	55	1.23
FidSpNY	27	1.35
FidTEDly M	37	1.01
FidAZ	23	1.18
Fid TECR	37	.76
FidTxEx MM	37	1.26
FidTaxExPortS	31	1.44
FinSq TEF	15	1.37
FstAmTFA	14	.83
FstAmTxFY	14	1.13
FsAmTxFObII	14	1.28
FstAmTFObZ	14	1.38
GenNJMun	18	.87
GenNYMuB	23	.86
GnMuB p	11	.59
GnNYMuB p	23	.47
GnCalMu	8	.87
JPMMuMMP	6	1.11
JPMorganCA	6	.83
JPMorganNY	6	.92
JPMorganTF	13	.95
JPMorg TFPr	13	1.09
JPMTxFrR p	13	.84
JPMorgTFAgcy	13	1.28
JPMTxFrInst	13	1.33
NYTxFrMMI	24	2.09
NortnInstMuni	13	1.26
NorthernMun	23	1.17
PremierTxEx	6	1.39
SchwAMTTxF	26	1.08
SchwNYMuVA	24	1.30
SchwNYMuSw	24	1.05
SchwTxFValAd	26	1.30
ShwbTE	26	1.19
SchwabTxEx	26	1.29
Schwb CA	21	1.00
ScudTECshInst	25	1.46
TDAMCAMu	3	.30
TDAMMuni	2	.38
TDAMNYMu	1	.53
TRowSumMu	40	1.16
TRowCA c	30	.81
TRowNY c	15	.87
TRowTE c	35	1.14
USAATxEx	21	1.14
VangNJ	55	1.39
VangCA	26	1.35
VangPA	37	1.40
VangNY	29	1.44
VangTxEx	43	1.52
WFAMuCshM	5	1.38
WFA MuCsMSv	5	1.13
WFNatInstMM	6	1.49
WFNtTFMMSv	6	1.24
WellsFargoNat	6	1.39
WellsF NTFA	6	1.09
WstnFTxR N	28	.81
WstnInstTxFR	28	1.38
WstnNYTxR N	17	.73

Toronto stocks

Name	Vol	High	Low	Last	Chg
ARCResources	125898	9.35	8.93	9.26	+.16
AgnicoEagle	78482	53.70	52.17	52.51	-.96
Aimia Inc	80897	3.94	3.71	3.88	+.11
AirCdaV VV	142290	26.73	25.75	26.54	-.23
AlamosGoldA	99079	5.17	4.96	5.04	-.10
AlgonquinPwr	123408	13.88	13.71	13.85	+.08
AlimntatnBSV	80104	71.14	69.76	70.57	-.01
AltaGasLtd	195814	14.59	13.87	14.10	+.37
AphriaInc	1442932	9.23	8.48	8.71	-.21
AritziaInc S	172683	16.75	15.45	16.26	-.29
AthabascaOil	68153	1.01	.98	1.00	...
AuroraCannabi	2511349	7.96	7.06	7.88	+.71
B2GoldCorpo	250381	3.86	3.78	3.80	-.05
BCE Inc	177636	55.26	54.00	55.14	+.79
BMO WgtBkInx	74155	27.25	26.85	27.21	+.20
BarrickGold	570366	16.58	16.30	16.37	-.06
BauschHealth	115656	30.83	29.63	29.80	-1.03
BaytexEnergy	464741	2.62	2.48	2.62	+.07
BirchcliffEng	152837	3.54	3.30	3.49	+.12
Bk NS	248666	71.21	70.15	71.20	+.73
BkMontreal	143965	92.57	91.19	92.47	+.58
BlackberryLtd	113753	9.98	9.71	9.96	+.10
BombardirBSV	960377	2.32	2.22	2.23	-.05
BrkfldPpPtn	67340	23.06	22.37	23.04	+.47
BrookfldALV	89395	54.07	53.43	53.86	-.02
CADGOOSEHOLD	62846	64.03	60.61	63.51	-1.64
CIBC	161365	105.80	104.37	105.79	+.63
CIFinancial	63846	17.88	17.38	17.73	-.48
CLEARSTREAMEN	226127	.07	.06	.07	+.01
CamecoCorp	96255	16.30	15.75	16.26	+.11
CannTustHoldi	202352	8.60	7.85	8.18	+.01
CanopyGrowth	825885	50.34	44.03	49.82	+5.32
CapstoneMngo	75370	.66	.60	.63	-.02
CdnNatRail	148349	106.74	103.79	106.42	+1.45
CdnNatRes	560838	35.88	34.59	35.60	+.51
CenovusEngy	283709	10.89	10.50	10.85	+.13
CorusEntBo	76200	5.49	5.24	5.36	+.08
CrescentPnt	367276	4.53	4.39	4.51	-.05
CrewEngy	261251	.99	.91	.96	+.04
CronosGroupI	153726	17.90	16.67	17.30	+.19
DetourGoldo	60991	12.00	11.69	11.89	-.12
DollaramaInc	79657	34.85	33.99	34.30	-.58
DreamGloblUn	58540	12.68	12.43	12.53	+.09
DundeePrec	88941	3.84	3.68	3.76	+.05
EldoradoGld	69771	4.27	4.01	4.02	-.25
ElementFin	59316	7.74	7.46	7.64	-.10
EnCanaCorp	573403	8.82	8.34	8.76	+.21
EnbridgeInc	633271	46.00	45.25	45.90	+.20
EnerplusCorp	116964	12.02	11.61	11.94	+.19
FirstQntumo	210870	11.15	10.88	10.99	-.29
Fortis Inc	83837	45.50	44.83	45.46	+.51
Franco Nevada	77816	92.73	91.20	92.54	+.27
GeneNewso	279783	.06	.04	.06	+.01
GoldcorpInc	351278	13.01	12.64	12.78	-.10
GreenOrganicD	583854	2.83	2.56	2.78	+.13
HEXOCorp	411802	6.55	6.14	6.33	+.03
HarteGold	59666	.44	.41	.42	...
HorizonsMedM	78517	17.58	16.51	17.29	+.54
Horzn500Bear	161701	4.48	4.35	4.36	-.04
HrznCrdOilBl	360310	5.97	5.66	5.91	+.03
HrznCrdOilBr	177084	6.92	6.58	6.63	-.05
HrznNatGsBr	199069	6.68	6.26	6.58	+.10
HrznNtGsBul	514214	3.60	3.38	3.44	-.06
HrznTSX60ET	129631	32.13	31.67	32.04	+.15
HudBayMnrls	101613	7.04	6.70	7.01	+.13
HuskyEngy	311041	15.24	14.92	15.03	-.26
ISharesS P60	562455	22.48	22.16	22.44	+.13
IShrsCapEngy	116505	9.55	9.31	9.53	+.10
IShrsCapFin	135403	35.06	34.57	35.02	+.23
IamgoldCorp	138558	5.12	4.90	4.91	-.15
ImperialOil	141113	35.83	34.82	35.42	+.14
InterPipeline	168806	21.29	20.70	21.24	+.30
InterforCorp	57779	16.21	15.66	16.07	+.26
IvanhoeAo	70003	2.59	2.50	2.55	+.01
KeltExplo	155056	5.15	4.95	5.07	-.01
KeyeraCorp	62190	28.15	27.30	28.13	+.63
KinrossGold	392078	4.28	4.14	4.19	-.05
Kirklandlake	74098	35.51	34.83	35.26	-.22
LargoResourcs	203996	3.27	3.02	3.08	-.04
Loblaw Co	59682	63.12	62.36	62.89	+.41
LundinMng	159166	5.93	5.83	5.88	-.11
LydianOrdo	64133	.17	.17	.17	...
MEGEnergy	569820	8.31	8.21	8.29	-.04
MagnaInt l	73315	66.28	64.66	66.27	+1.44
MandalayReso	67896	.13	.11	.13	+.01
ManulifeFin	483272	20.69	20.42	20.60	-.04
MaxarTechnolo	89821	8.50	8.04	8.23	-.07
MullenGroup	66483	12.75	12.36	12.43	-.04
NatBkCan	129522	59.37	58.21	59.24	+.55
NemaskaLithiu	111419	.71	.68	.70	...
New Gold	336057	1.65	1.47	1.50	-.11
NewFlyerInd	69244	36.25	34.48	34.85	-1.38
NexGenEnergy	141708	2.63	2.49	2.61	+.04
NutrienLtd	227360	66.29	64.33	66.28	+1.03
NuvistaEngy	133663	4.45	4.24	4.35	-.05
OceanaGoldCrp	144859	4.80	4.67	4.75	-.07
ParexReso	86574	18.29	17.45	18.05	+.48
PembinaPipe	143681	43.98	43.15	43.76	-.09
PolarisInfras	61068	10.00	9.82	9.90	+.05
PowerCorpSV	113602	25.65	25.11	25.61	+.28
PrairieSkyRyl	61304	18.94	18.06	18.85	+.69
PrecisionDrl	173634	3.04	2.81	2.95	-.01
PretiumReso	340873	10.34	9.45	9.63	-.70
PwrFinCorp	214342	26.60	26.08	26.55	+.15
RioCanRlUn	84758	24.39	24.07	24.19	-.06
RogersCommB	86816	72.22	70.96	71.92	+.75
RoyalBank	408948	96.90	95.06	96.62	+.88
RoyalNickelo	134265	.47	.47	.47	-.01
SemafoInc o	80287	2.96	2.72	2.75	-.16
SevenGenClA	146690	11.69	11.22	11.32	-.30
ShawCommBNV	90933	25.88	25.59	25.82	-.05
SherrittIntl	62499	.49	.47	.47	-.02
SunLifeFin	142009	47.00	46.06	46.83	+.50
SuncorEngy	313201	40.74	40.10	40.64	+.08
SuperiorPlus	59327	10.69	10.46	10.67	+.29
SurgeEnergyo	276544	1.53	1.46	1.49	-.04
T D Bank	395301	68.87	67.78	68.80	+.66
TamarackVall	153747	2.51	2.39	2.42	-.04
TeckResLimit	166679	30.36	29.54	30.18	-.03
Telus Corp	91502	45.45	44.83	45.35	+.19
ThomsonReuter	65798	64.75	63.45	64.72	+.92
TidewaterMdSt	171754	1.31	1.25	1.31	+.01
TourmalineOil	131714	18.64	17.63	18.25	+.38
TransAltaCorp	77627	6.42	6.10	6.38	+.22
TransCdaCorp	315694	54.01	52.48	53.82	+.98
TrevaliMngo	321501	.45	.42	.44	...
TricanWell	228047	1.42	1.33	1.42	+.03
TurquoiseHill	95760	2.13	2.08	2.11	+.02
VermilionEgy	90110	31.79	30.06	31.56	+1.08
WesdomeGold	76757	4.42	4.22	4.38	+.08
WesternForst	93293	2.09	2.02	2.09	+.06
WheatonPrecio	113332	25.80	25.28	25.51	-.24
WhitecapReso	216581	4.85	4.68	4.78	...
YamanaGld	232231	3.32	3.16	3.21	-.07
iShrS P500C	57837	29.00	28.60	28.99	+.13

Treasury bonds

Rate	Date	Bid	Ask	Chg	Yld
U.S. Treasury Bonds and Notes					
1.13	Jan 19 p	99.31	100.00		.51
2.13	Jan 19 f	99.29	99.30		5.93
1.13	Jan 19 p	99.29	99.30		2.00
1.25	Jan 19 p	99.29	99.30		2.02
1.50	Jan 19 p	99.30	99.31		2.02
.75	Feb 19 p	99.26	99.27		2.18
2.75	Feb 19 p	100.00	100.01		2.26
8.88	Feb 19 k	100.17	100.18		2.81
1.13	Feb 19 p	99.26	99.27		2.21
1.38	Feb 19 p	99.27	99.28		2.25
1.50	Feb 19 p	99.28	99.29		2.23
1.00	Mar 19 p	99.24	99.25		2.28
1.25	Mar 19 p	99.23	99.24		2.36
1.50	Mar 19 p	99.25	99.26		2.34
1.63	Mar 19 p	99.26	99.27		2.36
.13	Apr 19 f	98.27	98.28		4.50
.88	Apr 19 p	99.19	99.20		2.34
1.25	Apr 19 p	99.20	99.21		2.41
1.63	Apr 19 p	99.23	99.24		2.39
.88	May 19 p	99.14	99.15		2.40
3.13	May 19 p	100.06	100.07		2.43
1.13	May 19 p	99.14	99.15		2.45
1.25	May 19 p	99.16	99.17		2.43
1.50	May 19 p	99.19	99.20		2.44
1.00	Jun 19 p	99.09	99.10		2.44
1.25	Jun 19 p	99.13	99.14		2.48
1.63	Jun 19 p	99.18	99.19	-0.01	2.46
.75	Jul 19 p	99.03	99.04		2.47
1.88	Jul 19 f	100.01	100.02		1.62
.88	Jul 19 p	99.03	99.04		2.45
1.63	Jul 19 p	99.15	99.16	-0.01	2.50
.75	Aug 19 p	98.30	98.31		2.50
3.63	Aug 19 p	100.19	100.20		2.53
8.13	Aug 19 k	103.06	103.07	-0.01	2.61
1.00	Aug 19 p	98.31	99.00		2.57
1.25	Aug 19 p	99.05	99.06		2.55
1.63	Aug 19 p	99.12	99.13		2.56
.88	Sep 19 p	98.27	98.28		2.56
1.00	Sep 19 p	98.27	98.28		2.56
1.38	Sep 19 p	99.04	99.05		2.55
1.75	Sep 19 p	99.12	99.13		2.56
1.00	Oct 19 p	98.25	98.26		2.57
1.25	Oct 19 p	98.29	98.30		2.58
1.50	Oct 19 p	99.03	99.04		2.58
1.00	Nov 19 p	98.21	98.22		2.58
3.38	Nov 19 p	100.18	100.19		2.63
1.00	Nov 19 p	98.19	98.20	+0.01	2.59
1.50	Nov 19 p	99.08	99.09		2.57
1.50	Nov 19 p	99.00	99.01		2.59
1.38	Dec 19 p	98.28	98.29		2.56
1.13	Dec 19 p	98.19	98.20	+0.01	2.57
1.63	Dec 19 p	99.01	99.02		2.59
1.88	Dec 19 p	99.10	99.11		2.56
1.38	Jan 20 f	99.21	99.22		1.69
1.38	Jan 20 f	98.25	98.26	+0.01	2.57
1.25	Jan 20 p	98.19	98.20		2.56
1.38	Jan 20 p	98.24	98.25	+0.01	2.56
2.00	Jan 20 p	99.12	99.13		2.56
3.63	Feb 20 p	101.02	101.03	+0.01	2.61
8.50	Feb 20 k	106.09	106.10		2.61
1.38	Feb 20 p	98.20	98.21	+0.01	2.59
1.25	Feb 20 p	98.16	98.17	+0.01	2.58
2.25	Feb 20 p	99.19	99.20		2.58
1.13	Mar 20 p	98.07	98.08	+0.01	2.60
1.38	Mar 20 p	98.16	98.17		2.59
2.25	Mar 20 p	99.18	99.19	+0.01	2.59
1.50	Apr 20 p	98.20	98.21	+0.01	2.59
.13	Apr 20 f	98.02	98.03	-0.01	1.65
1.13	Apr 20 p	98.03	98.04		2.61
1.38	Apr 20 p	98.13	98.14		2.59
2.38	Apr 20 p	99.22	99.23		2.60
1.50	May 20 p	98.17	98.18		2.60
3.50	May 20 p	101.04	101.05		2.61
8.75	May 20 k	108.01	108.02		2.59
1.38	May 20 p	98.10	98.11		2.61
1.50	May 20 p	98.15	98.16		2.60
2.50	May 20 p	99.27	99.28		2.59
1.50	Jun 20 p	98.14	98.15		2.60
1.63	Jun 20 p	98.18	98.19		2.60
1.88	Jun 20 p	98.29	98.30	-0.01	2.60
2.50	Jun 20 p	99.26	99.27		2.59
1.25	Jul 20 f	100.05	100.06	-0.01	1.00
1.50	Jul 20 p	98.11	98.12		2.59
1.63	Jul 20 p	98.16	98.17		2.60
2.00	Jul 20 p	99.02	99.03		2.60
2.63	Jul 20 p	100.00	100.01		2.59
1.50	Aug 20 p	98.08	98.09		2.60
2.63	Aug 20 p	100.00	100.01		2.60
8.75	Aug 20 k	109.14	109.15	-0.01	2.64
1.38	Aug 20 p	98.00	98.01		2.60
2.13	Aug 20 p	99.07	99.08		2.59
2.63	Aug 20 p	100.01	100.02		2.59
1.38	Sep 20 p	98.00	98.01		2.57
1.38	Sep 20 p	97.30	97.31		2.59
2.00	Sep 20 p	99.00	99.01		2.58
2.75	Sep 20 p	100.08	100.09		2.58
1.63	Oct 20 p	98.10	98.11		2.59
1.38	Oct 20 p	97.27	97.28	-0.01	2.58
1.75	Oct 20 p	98.16	98.17		2.58
2.88	Oct 20 p	100.15	100.16	-0.01	2.58
1.75	Nov 20 p	98.15	98.16		2.58
2.63	Nov 20 p	100.01	100.02		2.59
1.63	Nov 20 p	98.07	98.08		2.57
2.00	Nov 20 p	98.29	98.30	-0.01	2.57
2.75	Nov 20 p	100.09	100.10		2.57
1.88	Dec 20 p	98.22	98.23		2.55
1.75	Dec 20 p	98.15	98.16		2.54
2.38	Dec 20 p	99.20	99.21		2.56
2.00	Jan 21 p	98.27	98.28		2.57
1.13	Jan 21 f	99.30	99.31		1.14
1.38	Jan 21 p	97.19	97.20		2.57
2.13	Jan 21 p	99.03	99.04		2.56
2.25	Feb 21 p	99.11	99.12		2.56
3.63	Feb 21 p	102.04	102.05		2.56
7.88	Feb 21 k	110.23	110.24		2.57
1.38	Feb 21 p	97.00	97.01		2.56
2.00	Feb 21 p	98.25	98.26	-0.01	2.56
2.38	Mar 21 p	99.20	99.21		2.54
1.25	Mar 21 p	97.07	97.08		2.53
2.25	Mar 21 p	99.10	99.11		2.55
.13	Apr 21 f	97.22	97.23	-0.01	1.14
2.38	Apr 21 p	99.18	99.19	-0.01	2.55
1.38	Apr 21 p	97.11	97.12	-0.01	2.55
2.25	Apr 21 p	99.10	99.11	-0.01	2.54
2.63	May 21 p	100.04	100.05		2.55
3.13	May 21 p	101.09	101.10		2.54
8.13	May 21 k	112.15	112.16		2.59
2.00	May 21 p	98.23	98.24		2.54
2.63	Jun 21 p	100.06	100.07		2.53
1.13	Jun 21 p	96.20	96.21	-0.01	2.52
2.13	Jun 21 p	99.00	99.01		2.53
.63	Jul 21 f	99.12	99.13	-0.01	.86
2.63	Jul 21 p	100.05	100.06		2.54
1.13	Jul 21 p	96.15	96.16		2.55
2.25	Jul 21 p	99.08	99.09		2.54
2.13	Aug 21 p	98.29	98.30		2.55
2.75	Aug 21 p	100.15	100.16		2.54
8.13	Aug 21 k	113.26	113.27	-0.01	2.57
1.13	Aug 21 p	96.12	96.13		2.55
2.00	Aug 21 p	98.18	98.19		2.55
2.75	Sep 21 p	100.16	100.17		2.54
1.13	Sep 21 p	96.10	96.11		2.52
2.13	Sep 21 p	98.28	98.29	-0.01	2.54
2.88	Oct 21 p	100.27	100.28		2.54
1.25	Oct 21 p	96.16	96.17		2.54
2.00	Oct 21 p	98.16	98.17		2.54
2.00	Nov 21 p	98.16	98.17		2.54
2.88	Nov 21 p	100.28	100.29		2.54
8.00	Nov 21 k	114.25	114.26		2.56
1.75	Nov 21 p	97.25	97.26		2.54
1.88	Nov 21 p	98.05	98.06		2.53
2.63	Dec 21 p	100.07	100.08		2.53
2.00	Dec 21 p	98.15	98.16		2.52
2.13	Dec 21 p	98.26	98.27		2.53
.13	Jan 22 f	97.15	97.16	-0.02	.96
2.50	Jan 22 p	99.28	99.29		2.53
1.50	Jan 22 p	96.31	97.00		2.53
1.88	Jan 22 p	98.01	98.02		2.54
2.00	Feb 22 p	98.12	98.13		2.53
1.75	Feb 22 p	97.20	97.21		2.53
1.88	Feb 22 p	98.00	98.01		2.53
1.75	Mar 22 p	97.18	97.19		2.53
1.88	Mar 22 p	97.30	97.31		2.53
.13	Apr 22 f	97.07	97.08	-0.02	.98
1.75	Apr 22 3p	97.16	97.17		2.53
1.88	Apr 22 p	97.28	97.29		2.54
1.75	May 22 p	97.14	97.15		2.54
1.88	May 22 p	97.27	97.28		2.54
1.88	May 22 p	97.14	97.15	+0.01	2.54
1.75	Jun 22 p	97.12	97.13		2.53
2.13	Jun 22 p	98.20	98.21		2.53
.13	Jul 22 f	97.22	97.23	-0.02	.79
1.88	Jul 22 p	97.23	97.24		2.54
2.00	Jul 22 p	98.05	98.06		2.54
1.63	Aug 22 p	96.27	96.28		2.54
7.25	Aug 22 k	115.31	116.00	-0.01	2.56
1.63	Aug 22 p	96.26	96.27	+0.01	2.54
1.88	Aug 22 p	97.21	97.22		2.54
1.75	Sep 22 p	97.05	97.06		2.55
1.88	Sep 22 p	97.20	97.21		2.54
1.75	Oct 22 p	97.17	97.18	-0.01	2.55
2.00	Oct 22 p	98.00	98.01		2.54
1.63	Nov 22 p	96.19	96.20		2.55
7.63	Nov 22 k	118.11	118.12	-0.01	2.57
2.00	Nov 22 p	97.31	98.00		2.54
2.13	Dec 22 p	98.12	98.13		2.55
.13	Jan 23 f	97.00	97.01	-0.02	.88
1.75	Jan 23 p	96.29	96.30		2.55
2.38	Jan 23 p	99.10	99.11		2.54
2.00	Feb 23 p	97.27	97.28		2.55
7.13	Feb 23 k	117.17	117.18		2.58
1.50	Feb 23 p	95.28	95.29		2.55
2.63	Feb 23 p	100.09	100.10		2.54
1.50	Mar 23 p	95.25	95.26		2.55
2.50	Mar 23 p	99.25	99.26		2.55
.63	Apr 23 f	98.27	98.28	-0.03	.89
1.63	Apr 23 p	96.06	96.07		2.55
2.75	Apr 23 p	100.25	100.26	-0.01	2.54
1.75	May 23 p	96.22	96.23		2.55
1.63	May 23 p	96.05	96.06	+0.01	2.55
2.75	May 23 p	100.27	100.28		2.54
1.38	Jun 23 p	95.01	95.02	+0.01	2.55
2.63	Jun 23 p	100.09	100.10		2.55
.38	Jul 23 f	98.08	98.09	-0.03	.76
1.25	Jul 23 p	94.13	94.14	+0.01	2.55
2.75	Jul 23 p	100.26	100.27		2.55
2.50	Aug 23 p	99.24	99.25	+0.01	2.55
6.25	Aug 23 k	115.25	115.26	-0.01	2.57
1.38	Aug 23 p	94.27	94.28		2.55
2.38	Aug 23 p	100.28	100.29		2.54

FOOTNOTE: Rate-The annual interest rate the Treasury bond provides to investors. **Date**-The month and year the bond will expire. **Bid**-The price investors will pay for the bond. **Ask**-The price at which investors will sell. A bond price is expressed as a percentage of its original purchase cost of $1,000. The whole numbers and the decimals-which represent 32nds of a point-must be converted to dollars and cents; for example, 103.18 equals $1,035.63. **Chg**-The change between the preceding day's final bid price and the final bid price from the day before. **Yld**-The annual percentage return to the investor, based on the bond's current price, if the bond is held until it matures. **K**-Taxes on interest will not be withheld from non-U.S. citizens. **n**-Treasury note. **p**-Treasury note; taxes on interest will not be withheld from non-U.S. citizens.

Mutual Funds

Name	Obj	NAV	4-wk Rtn	YTD Rtn	3-yr Rtn/Rk
AAM					
InsgtSelIncl d	TW	9.62	+.6	+.5	+3.4/C
AB					
AllMktRlRet1 b	IH	8.02	+.4	+5.2	+8.0/A
AllMktTRA m	MA	14.10	+1.4	+3.1	+5.1/E
AllMktTRAdv	MA	14.22	+1.5	+3.2	+5.4/E
AllMktTRC m	MA	13.93	+1.4	+3.2	+4.3/E
BdInflStrat1 b	IP	10.34	+.8	+.8	+2.7/A
BdInflStrat2	IP	10.33	+.8	+.7	+2.8/A
CncntrGrAdv	LG	33.56	+.3	+4.5	+14.3/B
CnsrvWlthStratA m	CA	11.59	+.5	+2.0	+3.3
CorOppsA m	LG	17.53	-.4	+4.1	+12.2/D
DiscvGrA m	MG	9.43	+2.1	+8.4	+16.0/A
DiscvGrAdv	MG	10.19	+2.2	+8.5	+16.3/A
DiscvValA m	SV	18.56	+.6	+7.3	+11.1/B
DiscvValAdv	SV	19.03	+.6	+7.3	+11.3/B
DiscvValC m	SV	16.05	+.5	+7.2	+10.2/C
DiscvValI	SV	18.39	+.6	+7.3	+11.3/B
DiscvValR b	SV	17.95	+.5	+7.2	+10.6/B
DiscvValZ	SV	18.36	+.6	+7.3	+11.4/B
DiversMunicipal	MS	14.17	+.7	+.4	+1.0/B
EmMkts	EM	24.35	+3.8	+4.0	+8.6/D
EqIncA m	LV	24.76	-1.9	+3.3	+10.0/C
EqIncAdv	LV	25.02	-1.9	+3.3	+10.2/C
EqIncC m	LV	24.41	-2.0	+3.3	+9.1/D
GlbBdA m	IB	8.19	+.7	+.3	+2.6
GlbBdAdv	IB	8.18	+.6	+.2	+2.9
GlbBdC m	IB	8.22	+.6	+.3	+1.9
GlbBdI	IB	8.18	+.7	+.2	+2.9
GlbBdR b	IB	8.18	+.5	+.2	+2.2
GlbRkAllcA m	TV	15.35	+.4	+3.4	+5.1/C
GlbRlEstInvmA m	GR	13.86	-1.0	+4.0	+6.3/B
GlbRlEstInvmIII	GR	10.50	-1.1	+4.0	+7.1/A
GrA m	LG	69.21	+.2	+4.8	+16.2/A
HiIncA m	HY	7.95	+.6	+2.2	+6.2
HiIncAdv	HY	7.97	+.8	+2.4	+6.5
HiIncC m	HY	8.05	+.7	+2.3	+5.4
HiIncI	HY	7.97	+.8	+2.4	+6.6
HiIncK b	HY	7.96	+.8	+2.3	+6.2
HiIncR b	HY	7.95	+.6	+2.2	+5.9
HiIncZ	HY	7.97	+.8	+2.4	+6.6
IntermBdA m	CI	10.75	+.9	+.3	+2.3/B
IntermBdAdv	CI	10.76	+1.0	+.3	+2.6/B
IntermCAMuniA m	SS	14.07	+.5	+.3	+.8/B
IntermNYMuniA m	SS	13.78	+.6	+.3	+.8/C
Intl	FB	14.97	+2.6	+4.3	+4.2/D
IntlValA m	FV	11.93	+2.0	+4.7	+1.9/E
IntlValAdv	FV	12.19	+2.0	+4.7	+2.2/E
IntrmDvrsMnA m	MS	14.18	+.7	+.3	+.8/C
IntrmDvrsMnC m	MS	14.18	+.6	+.3	.../E
LgCpGrA m	LG	46.33	-.1	+4.2	+15.0/A
LgCpGrAdv	LG	50.84	-.1	+4.2	+15.3/A
LgCpGrC m	LG	33.71	-.2	+4.2	+14.2/B
LgCpGrI	LG	50.55	-.1	+4.2	+15.4/A
LgCpGrK b	LG	47.19	-.1	+4.2	+15.0/A
LtdDurHiIncAdv	HY	10.01	+.9	+1.9	+4.9/E
MuniBdInfStr1 b	MS	10.01	+.2	+.7	+1.7/A
MuniBdInfStr2	MS	10.01	+.1	+.7	+1.7/A
MuniBdInfStrA m	MS	10.05	+.2	+.7	+1.5/A
MuniBdInfStrAdv	MS	10.05	+.1	+.7	+1.7/A
MuniIncCAA m	MF	10.91	+.5	+.2	+1.5/B
MuniIncCAAdv	MF	10.91	+.5	+.2	+1.8/A
MuniIncCAC m	MF	10.90	+.4	+.2	+.8/E
MuniIncIIArznA m	SI	10.92	+.6	+.3	+1.9/A
MuniIncIIMAA m	MT	10.96	+.5	+.2	+1.2/B
MuniIncIIMINA m	SM	10.05	+.6	+.2	+1.5/C
MuniIncIINJA m	MJ	9.56	+.6	+.2	+2.3/C
MuniIncIIOhioA m	MO	9.78	+.7	+.3	+1.7/B
MuniIncIIPEA m	MP	10.26	+.7	+.3	+1.7/C
MuniIncIIVIA m	SI	10.88	+.6	+.2	+1.7/A
MuniIncNYA m	MN	9.73	+.6	+.2	+1.6/B
MuniIncNYAdv	MN	9.73	+.6	+.2	+1.8/A
MuniIncNYC m	MN	9.72	+.5	+.2	+.8/D
MuniIncNtnA m	MI	10.07	+.7	+.3	+1.9/B
MuniIncNtnAdv	MI	10.07	+.7	+.3	+2.1/A
MuniIncNtnC m	MI	10.05	+.6	+.3	+1.1/D
ReltvValA m	LV	4.98	-.3	+4.2	+11.1/B
ReltvValAdv	LV	5.02	-.3	+4.4	+11.3/A
ReltvValC m	LV	4.98	-.4	+4.2	+10.3/C
SelUSEqAdv	LB	14.65	-2.1	+2.5	+11.4/C
SelUSLSA m	LO	11.53	-.7	+1.3	+6.4/B
SelUSLSAdv	LO	11.74	-.7	+1.3	+6.6/A
SelUSLSC m	LO	10.94	-.7	+1.3	+5.6/B
ShortDurPlus	CS	11.57	+.5	...	+.9/D
SmCpGrA m	SG	46.83	+2.9	+8.8	+19.1/A
SmCpGrI	SG	51.53	+2.9	+8.9	+19.5/A
SstnlGlbThtcA m	WS	101.51	+1.4	+3.8	+12.6/A
SstnlGlbThtcAdv	WS	107.82	+1.4	+3.8	+12.9/A
SustIntlThtcA m	FG	14.70	+3.6	+4.2	+5.1/D
SustIntlThtcAdv	FG	15.06	+3.7	+4.1	+5.3/D
TxMgAlMktIncA m	CA	11.68	+.2	+1.7	+3.8/E

How to Read the Mutual Fund Tables

Here are the 4,300 biggest mutual funds listed on Nasdaq. Tables show the fund name, sell price or net asset value (NAV), daily net change and weekly net change. Underlining highlights the funds ranked in the top 20% in each of the last 5 years:

Name: Name of mutual fund and family.
Obj: The fund's objective group. Abbreviations listed below.
NAV: Net asset value.
Chg: Net change in price of NAV from previous day.
Rtn: The fund's total return, or percent change in NAV for the time period shown, with dividends reinvested. If period longer than 1 year, return is annualized.
Rank: Fund's letter grade compared with others in the same objective group; an A indicates fund performed in the top 20 percent; an E, in the bottom 20 percent.

Footnotes: e - Ex capital gains distribution. **f -** Previous day's quotation. **n -** No front end load or contingent deferred sales load may apply. **p -** Fund assets are used to pay fo r distribution costs- 12(b)(1) plan. **r -** Redemption fee or contingent deferred sales load may apply. **s -** Stock dividend or split. **t -** Both p and r. **x -** Ex cash dividen d. **NA -** not available.

Fund Objectives: AL: Allocation - 70-85% Equity, **AM:** Multialternative, **BL:** Bank Loan, **BM:** Bear Market, **CA**: Allocation - 30-50% Equity, **CC:** Consumer Defense, **CD:** Consumer Cyclical, **CH:** China Region, **CI:** Intermediate-Term Bond, **CL:** Long-Term Bond, **CR:** Multicurrency, **CS:** Short-Term Bond, **CV:** Convertibles, **DP:** Diversified Pacific/Asia, **EB:** Emerging-Markets Bond, **EE:** Equity Energy, **EI:** India Equity, **EM:** Diversified Emerging Markets, **ES:** Europe Stock, **FA:** Foreign Small/Mid-Value, **FB:** Foreign Large-Blend, **FF:** Managed Futures, **FG:** Foreign Large-Growth, **FQ:** Foreign Small/Mid-Blend, **FR:** Foreign Small/Mid-Growth, **FV:** Foreign Large-Value, **FX:** Single Currency, **GI:** Intermediate Government, **GL:** Long Government, **GR:** Global Real Estate, **GS:** Short Government, **HM:** High-Yield Muni, **HY:** High-Yield Bond, **IB:** World Bond, **IC:** Trading-Inverse Commodities, **ID:** Industrials, **IE:** Trading-Inverse Equity, **IH:** World Allocation, **IP:** Inflation-Protected Bond, **IS:** Trading-Miscellaneous, **JS:** Japan Stock, **LB:** Large Blend, **LC:** Trading-Leveraged Commodities, **LE:** Trading-Leveraged Equity, **LG:** Large Growth, **LO:** Long-Short Equity, **LP:** Energy Limited Partnership, **LS:** Latin America Stock, **LV:** Large Value, **MA:** Allocation - 50-70% Equity, **MB:** Mid-Cap Blend, **MG:** Mid-Cap Growth, **MI:** Muni National Intermediate, **ML:** Muni National Long, **MQ:** Miscellaneous Region, **MR:** Miscellaneous Sector, **MS:** Muni National Short, **MU:** Multisector Bond, **MV:** Mid-Cap Value, **MY:** Muni New York Long, **ND:** Trading-Inverse Debt, **NE:** Market Neutral, **NT:** Nontraditional Bond, **PJ:** Pacific/Asia ex-Japan Stock, **RI:** Target-Date Retirement, **RR:** Preferred Stock, **SB:** Small Blend, **SC:** Communications, **SF:** Financial, **SG:** Small Growth, **SH**: Health, **SI:** Muni Single State Intermediate, **SL:** Muni Single State Long, **SN:** Natural Resources, **SP:** Equity Precious Metals, **SR:** Real Estate, **SS:** Muni Single State Short, **ST:** Technology, **SU:** Utilities, **SV:** Small Value, **TA:** Target-Date 2000-2010, **TD:** Target-Date 2015, **TE:** Target-Date 2020, **TG:** Target-Date 2025, **TH:** Target-Date 2030, **TI:** Target-Date 2035, **TJ:** Target-Date 2040, **TK:** Target-Date 2045, **TL:** Target-Date 2055, **TN:** Target-Date 2050, **TW:** Corporate Bond, **TV:** Tactical Allocation, **UB:** Ultrashort Bond, **VD:** Trading-Leveraged Debt, **VL:** Stable Value, **VO:** Volatility, **WS:** World Stock, **XM:** Allocation - 85+% Equity, **XO:** Infrastructure, **XQ:** Target-Date 2060+, **XR:** Option Writing, **XS:** Long-Short Credit, **XP:** Emerging-Markets Local-Currency Bond, **XY:** Allocation - 15-30% Equity. Data based on NAVs reported to Morningstar by 6 p.m. Eastern.

Continued on **next page**

Top 20 Mutual Funds

By Year-to-Date Percent Return

Name	Obj	Pct Load	NAV	YTD Rtn	Phone Number
ProFunds UltLtnAmrInv	LE	NL	36.70	+23.2	888-776-3637
Fidelity Select EnergyService	EE	NL	29.54	+17.9	800-544-8544
Rydex EngySvcsH b	EE	NL	16.03	+16.4	800-820-0888
Rydex EngySvcsInv	EE	NL	17.69	+16.4	800-820-0888
Schneider SmCpVal d	SV	NL	9.29	+14.7	888-520-3277
Ivy EngyA m	EE	5.75	9.26	+14.3	800-777-6472
Ivy EngyC m	EE	1.00	8.55	+14.3	800-777-6472
ProFunds UltSctOilGasInv	LE	NL	29.78	+14.1	888-776-3637
Center Coast Capital BrkfldMLPFocA m	LP	4.75	6.49		+13.7
877-766-0066					
ProFunds UltSmCpInv	LE	NL	50.02	+13.7	888-776-3637
Center Coast Capital BrkfldMLPFocC m	LP	1.00	5.92		+13.6
877-766-0066					
Williston BsnMdNrAmrStkA m	EE	5.00	4.27	+13.6	800-276-1262
Franklin Templeton BiotechDiscvA m	SH	5.50	138.89		+13.5
800-632-2301					
Franklin Templeton BiotechDiscvAdv	SH	NL	142.50	+13.5	800-632-2301
Oppenheimer SteelPat MLPAlphaPlusA m	LP	5.75	5.39		+13.3
888-614-6614					
Oppenheimer SteelPat MLPAlphaPlusY	LP	NL	5.53		+13.3
888-614-6614					

By Total Net Assets

Name	Obj	Total Assets	Percent Return/Rank 4-Wk	YTD	5-Yr	Pct Load
Vanguard 500IdxAdmrl	LB	230,375	-1.4	+3.6	+9.3/A	NL
Vanguard TtlSMIdxAdmrl	LB	185,101	-1.1	+4.1	+8.8/A	NL
Fidelity 500IdxInsPrm	LB	153,361	-1.4	+3.6	+9.3/A	NL
Vanguard TtlnSIdxInv	FB	122,479	+3.5	+4.4	+1.9/A	NL
Vanguard TtlSMIdxInv	LB	121,265	-1.1	+4.1	+8.7/B	NL
Vanguard TtlSMIdxIns	LB	115,115	-1.1	+4.1	+8.8/A	NL
Vanguard InsIdxIns	LB	104,296	-1.4	+3.6	+9.3/A	NL
Vanguard InsIdxInsPlus	LB	95,707	-1.4	+3.6	+9.3/A	NL
Vanguard TtlnSIdxInsPlus	FB	91,733	+3.5	+4.4	+2.0/A	NL
Vanguard TtBMIdxAdmrl	CI	88,280	+.9	0.0	+2.3/C	NL
Fidelity Contrafund	LG	82,702	+.3	+4.5	+10.3/B	NL
Vanguard WlngtnAdmrl	MA	80,955	-.5	+1.8	+6.6/A	NL
American Funds GrfAmrcA m	LG	77,754	+.6	+4.7	+9.9/B	5.75
American Funds IncAmrcA m	AL	68,080	0.0	+2.1	+5.4/B	5.75
Vanguard TtlnSIdxAdmrl	FB	63,238	+3.5	+4.4	+2.0/A	NL
Dodge & Cox Stk	LV	63,004	-1.1	+4.3	+8.1/A	NL
American Funds AmrcnBalA m	MA	62,647	-.5	+1.9	+6.7/A	5.75
American Funds CptlIncBldrA m	IH	60,971	+.6	+2.0	+3.9/A	5.75
Vanguard InTrTEAdmrl	MI	55,593	+.9	+.3	+3.1/B	NL
American Funds InvCAmrcA m	LB	54,973	-.8	+3.2	+8.0/B	5.75

By 4-Week Percent Return

Name	Obj	Pct Load	NAV	4-Wk Rtn	Phone Number
ProFunds UltLtnAmrInv	LE	NL	36.70	+27.3	888-776-3637
Meridian EnhEqLgcy d	LG	NL	15.02	+17.8	800-446-6662
BlackRock LatinAmerInstl	LS	NL	52.29	+15.0	800-441-7762
BlackRock LatinAmerInvA m	LS	5.25	51.68	+15.0	800-441-7762
BlackRock LatinAmerInvC m	LS	1.00	47.24	+14.9	800-441-7762
Fidelity LatinAmerica	LS	NL	23.47	+13.9	800-544-6666
Fidelity Advisor LatinAmericaA m	LS	5.75	23.59	+13.9	877-208-0098
Fidelity Advisor LatinAmericaC m	LS	1.00	23.98	+13.8	877-208-0098
Fidelity Advisor LatinAmericaM m	LS	3.50	23.68	+13.8	877-208-0098
Deutsche LtnAmrcEqS	LS	NL	27.48	+12.9	800-728-3337
T. Rowe Price LatinAmerica d	LS	NL	23.84	+11.9	800-638-5660
Direxion MEmMktsBl2X b	LE	NL	43.78	+10.2	800-851-0511
U.S. Global Investor GoldPrcMtls b	SP	NL	6.97	+9.7	800-873-8637
U.S. Global Investor WldPrecMnral b	SP	NL	2.81		+9.7
800-873-8637					
USAA PrcMtlsMnral	SP	NL	11.88	+9.5	800-531-8722
Franklin Templeton GldPrcMtlsA m	SP	5.50	13.18	+9.1	800-632-2301
Franklin Templeton GldPrcMtlsAdv	SP	NL	14.00	+9.1	800-632-2301
Oppenheimer GoldSpecMnralA m	SP	5.75	14.79	+9.1	800-225-5677
Oppenheimer GoldSpecMnralC m	SP	1.00	13.46	+9.1	800-225-5677
Oppenheimer GoldSpecMnralR b	SP	NL	14.07	+9.1	800-225-5677

Continued from **previous page**

Mutual Funds

Name	Obj	NAV	4-wk Rtn	YTD Rtn	3-yr Rtn/Rk
TxMgWtAprStrAdv	WS	14.39	+.4	+3.9	+8.9/C
TxMgdIntl	FB	15.53	+2.5	+4.3	+4.2/D
ValA m	LV	13.80	-1.1	+5.3	+6.6/E
ValAdv	LV	13.80	-1.0	+5.3	+6.8/E
WlthApprStrA m	WS	14.78	+.4	+3.9	+8.5/C
WlthApprStrAdv	WS	14.73	+.5	+4.0	+8.8/C
AC Alternatives					
EqMktNetrlInv	NE	10.93	+1.9	-.3	+.7/D
MktNetrlValInv	NE	9.73	+1.5	+.6	+.7/C
AIG					
ActvAllcA f	MA	15.66	-.5	+3.2	+7.4/B
FlexCrdtA m	HY	3.27	+.7	+3.0	+4.9/E
FocedDivStrB m	LV	15.79	-2.8	+3.1	+9.3/D
FocedDivStrC m	LV	15.78	-2.9	+3.1	+9.4/D
IntlDivStrA m	FV	7.72	+2.1	+2.4	+4.9/C
MltAstAllcA f	MA	16.81	-.8	+3.6	+7.4/B
SrFltngRtA m	BL	7.90	+.5	+2.5	+5.4/B
SrFltngRtC m	BL	7.90	+.6	+2.6	+5.1/C
StrBdA m	MU	3.21	+1.0	+1.4	+3.7/D
StrValA m	LV	25.91	-2.1	+3.7	+8.3/E
USGvtSecA m	GI	8.93	+.7	-.1	-.4/E
ALPS					
RdRcksLtdPrEI d	SW	6.38	+3.3	+5.1	+10.0/C
WMCRsrchValInv b	LB	7.57	-.8	+4.0	+7.8/E
AMG					
CHEqPtnrsBalN b	MA	15.71	-1.1	+1.7	+7.4/B
FQGlbRkBalZ	TV	14.55	+1.9	+3.7	+8.1/A
FQLSEqI	LO	14.93	-5.5	+.3	+13.4/A
FQLSEqN b	LO	14.89	-5.5	+.3	+13.1/A
FQTxMgdUSEqI	LB	29.71	-.6	+4.1	+11.6/C
GWKCorBdI	CI	9.81	+.7	+.1	+1.6/D
GWKMnBdI	MI	11.58	+1.1	+.3	+1.4/C
GWKMnEnhYiI	HM	9.45	+.5	...	+3.0/C
GWKSmCpCorI	SG	22.72	-.7	+6.3	+12.0/D
MgrsAmIntrGvS	GI	10.40	+.9	+.1	+.8/C
MgrsAmShrtDrGvS	UB	9.38	...	+.1	+.8/E
MgrsBrAdvsMCGrN	MG	10.27	+2.5	+6.6	+10.4/D
MgrsBrBlueS	LG	42.16	+1.8	+5.3	+13.4/C
MgrsBrwineS	MG	47.22	+1.0	+5.1	+13.1/B
MgrsCaEmergCoI	SG	53.31	-.1	+6.1	+18.3/A
MgrsCaMidCpN b	MG	23.28	+.4	+5.1	+10.2/D
MgrsCeRlEsttS	SR	9.92	-4.7	+3.8	+4.4/C
MgrsDblCrPlsBdI	CI	10.29	+.7	+.4	+2.9
MgrsDblCrPlsBdN b	CI	10.29	+.6	+.3	+2.6
MgrsEmergOppsS	SG	36.90	+1.8	+6.7	+17.1/A
MgrsFrpntMdCpI	MV	35.55	+.9	+8.4	+10.4/B
MgrsFrpntMdCpN b	MV	34.62	+.9	+8.4	+10.2/B
MgrsLmsSylsBdS	CI	25.64	+.9	+.6	+3.6/A
MgrsMntCldGrI	LG	15.86	-1.2	+2.6	+8.8/E
MgrsMntCldGrN b	LG	15.78	-1.2	+2.6	+8.5/E
MgrsSkylnSpcEqS d	SB	33.04	+.7	+6.8	+7.0/E
MgrsSpecialEqS	SG	123.53	+.8	+7.5	+15.2/B
RRDivAllCpVII	LV	11.08	-.9	+4.5	+10.1/C
RRDivAllCpVIN b	LV	11.09	-.9	+4.6	+9.8/C
RRSelVall	SB	6.87	+.7	+6.3	+15.9/A
RRSmCpValI	SB	11.56	+1.7	+6.1	+14.1/A
SthrnSnSmCpN m	SB	20.58	+4.5	+9.4	+7.5/E
SystMidCpValI	MV	13.70	-1.4	+5.9	+9.1/C
TmsSqMidCpGrI	MG	16.13	-.3	+4.2	+11.8/C
TmsSqMidCpGrS	MG	15.62	-.3	+4.1	+11.6/C
TmsSqSmCpGrI	SG	13.41	+.6	+6.0	+13.3/C
TmsSqSmCpGrS	SG	12.95	+.5	+6.1	+13.1/C
TrilogyEMktsEqZ d	EM	8.86	+4.5	+5.1	+13.8/A
YackFocI d	LB	17.95	-1.6	+1.2	+13.6/A
YackFocN d	LB	18.00	-1.6	+1.2	+13.4/A
YacktmanI d	LV	19.28	-1.7	+1.2	+12.6/A
AQR					
DiversArbtrgI	NE	8.84	+.4	+1.0	+5.7
DiversArbtrgN b	NE	8.85	+.4	+1.0	+5.4
IntlEqI	FB	9.19	+1.4	+4.4	+5.6
IntlMomStyleI	FG	13.59	+1.3	+4.4	+4.1
LgCpMomStyleI	LG	19.15	-.8	+3.3	+11.1
LgCpMomStyleN b	LG	19.17	-.8	+3.3	+10.8
MgdFtsStratI	FF	8.24	-1.4	-2.4	-7.4
MgdFtsStratN b	FF	8.10	-1.5	-2.3	-7.6
MltStratAltI	AM	7.78	+1.2	-.8	-4.3
MltStratAltN b	AM	7.71	+1.1	-.9	-4.6
RkBalCmdtsStrI	BB	5.88	+1.3	+5.0	+4.3
RkParityI	TV	8.75	+1.5	+2.6	+7.6
RkParityIIMVI	TV	8.65	+.1	+2.0	+6.1
SmCpMomStyleI	SG	17.11	-.1	+6.6	+10.9
Aberdeen					
GlbHiIncA b	HY	8.39	+1.2	+2.4	+5.8/D
GlbHiIncI	HY	7.82	+1.2	+2.5	+5.9/D
IntlSmCpA m	FR	25.07	+4.1	+4.3	+11.2/A
SelIntlEqA b	FB	23.78	+4.0	+3.9	+9.6/A
TotalRetBdI	CI	12.59	+1.1	+.3	+2.2/B
Absolute Strategies					
Instl	AM	8.34	+1.8	-.5	-2.7/E
Acadian					
EmMktsInv d	EM	18.54	+3.8	+3.7	+12.0/B
Access					
CptCmntyInvmIns	GI	8.68	+.6	-.1	+.9/B
AdvisorOne					
CLSGlbDivrEqN	WS	15.41	+1.5	+4.3	+10.4/B
Advisors' Inner Crcl					
RvUtlEnInfrsIns	XO	8.98	-2.2	+4.4	+9.6/B
Advisory Research					
MLPEngyIncA m	LP	7.59	+3.2	+9.7	+8.3/B
MLPEngyIncC m	LP	7.61	+3.1	+9.8	+7.4/B
MLPEngyIncI d	LP	7.46	+3.4	+9.9	+8.6/B
MLPEngyInfrasI d	LP	7.27	+3.3	+9.3	+8.2/B
Aegis					
Val	SV	17.25	+5.4	+11.7	+24.6/A
Akre					
FocInstl d	LG	35.98	+.7	+3.7	+18.2/A
FocRetail m	LG	35.19	+.7	+3.7	+17.8/A
Al Frank					
Inv m	LV	21.57	-.7	+4.1	+11.8/A
Alger					
Ball2	MA	13.87	-.9	+1.5	+8.6/A
CptlApprecA m	LG	22.90	-.3	+4.5	+13.4/C
CptlApprecC m	LG	17.50	-.4	+4.5	+12.5/D
CptlApprecI2	LG	71.15	-.3	+4.5	+13.7/B
CptlApprecInsI	LG	29.94	-.3	+4.5	+13.4/C
GrIncA m	LB	37.08	-1.7	+2.3	+11.3/C
IntlFocA m	FG	13.63	+4.5	+4.4	+1.8/E
LgCpGrI2	LG	54.28	+.3	+5.5	+14.1/B
MidCpGrA m	MG	12.69	+.4	+6.0	+11.3/C
MidCpGrI2	MG	20.74	+.4	+6.1	+11.4/C
MidCpGrInstlI	MG	26.60	+.3	+6.0	+11.4/C
SmCpGrA m	SG	8.08	+.7	+5.8	+16.8/A
SmCpGrI2	SG	24.77	+.7	+5.7	+17.0/A
SmCpGrInstlI	SG	18.54	+.6	+5.7	+16.7/A
SpectraA m	LG	19.05	-.4	+4.6	+13.2/C
AllianzGI					
FocedGrA m	LG	45.88	-1.0	+4.7	+12.2/D
FocedGrC m	LG	29.73	-1.0	+4.7	+11.3/D
GlbAllcA m	IH	10.16	+.2	+1.9	+5.1/D
GlbSmCpA m	SW	35.24	+.9	+5.3	+6.5/E
HlthSciA m	SH	29.16	-1.9	+2.3	+7.3/C
NFJDivValA m	LV	11.04	-1.5	+3.1	+9.8/C
NFJDivValC m	LV	11.22	-1.6	+3.0	+9.0/D
NFJDivValInstl	LV	11.12	-1.4	+3.1	+10.2/C
NFJIntlValA m	FV	17.05	+3.0	+4.5	+2.7/E
NFJLgCapValA m	LV	24.63	-1.8	+3.1	+11.1/B
NFJMidCapValA m	MV	27.24	-.3	+5.1	+11.3/A
NFJMidCapValC m	MV	22.49	-.3	+5.1	+10.5/B
NFJMidCapValIns	MV	29.11	-.3	+5.1	+11.7/A
NFJSmCpValA m	SV	13.51	-.4	+6.5	+7.2/E
NFJSmCpValAdmin b	SV	13.46	-.3	+6.6	+7.3/E
NFJSmCpValInstl	SV	15.74	-.3	+6.6	+7.6/E
TechA m	ST	53.83	+.8	+5.2	+21.7/B
TechC m	ST	38.21	+.7	+5.1	+20.8/B
TechInstl	ST	62.30	+.8	+5.2	+22.2/A
Alpine					
DynDivInstl	WS	3.73	+1.1	+4.5	+10.2/B
IntlRlEsttEqIns	GR	20.23	+3.9	+4.2	+4.3/D
RltyIncGrIns	SR	14.79	-4.5	+3.6	+5.4/B
UltShrtMnIncIns	MS	10.04	+.1	...	+1.0/B
Amana					
MutGrInv b	LG	35.67	-1.0	+3.1	+15.8/A
MutIncInv b	LB	46.33	-.9	+1.8	+11.0/C
American Beacon					
BrdGwyLgCpVlIns	LV	23.68	-.5	+4.7	+9.2/D
BrdgwyLgCpGrIns	LG	26.45	-.6	+4.6	+12.1/D
IntlEqInstl	FV	16.55	+3.1	+4.0	+5.2/C
IntlEqInv	FV	16.43	+3.2	+4.1	+4.8/C
LgCpValAdv b	LV	22.25	-.4	+5.3	+10.0/C
LgCpValInstl	LV	24.44	-.4	+5.3	+10.6/B
LgCpValInv	LV	22.55	-.4	+5.2	+10.2/C
MidCpValInv	MV	14.04	-.3	+7.2	+8.3/D
SmCpValAdv b	SV	20.41	+.6	+7.5	+10.0/C
SmCpValInstl	SV	21.58	+.7	+7.6	+10.6/B
SmCpValInv	SV	20.69	+.6	+7.5	+10.2/C
StphnsSmCpGrInv	SG	13.23	-1.1	+5.9	+15.5/B
American Century					
AdpteEqInv	LB	9.19	-1.3	+4.0	+13.0/A
AdpteSmCpInv	SB	16.01	-.7	+5.7	+7.2/E
AllCpGrInv	LG	29.57	...	+4.7	+11.8/D
Ball	MA	17.21	+.2	+2.3	+7.6/B
BalInv	MA	17.20	+.1	+2.3	+7.4/B
CAHYMuniA m	MC	10.37	+.4	...	+2.5/A
CAHYMuniI	MC	10.37	+.4	...	+3.0/A
CAHYMuniInv	MC	10.37	+.4	...	+2.8/A
CAInTFBdBdI	MF	11.69	+.6	+.2	+1.7/B
CAInTFBdBdInv	MF	11.69	+.7	+.2	+1.5/C
CorEqPlusInv	LB	13.25	-.1	+3.5	+10.1/D
CorPlusInv	CI	10.30	+.9	+.4	+2.1/C
CptlValInv	LV	7.96	-1.9	+3.0	+9.2/D
DiscpGrInv	LG	19.09	-.4	+4.3	+12.7/C
DiversBdA m	CI	10.34	+.8	+.1	+1.0/E
DiversBdI	CI	10.34	+.9	+.1	+1.4/D

Name	Obj	NAV	4-wk Rtn	YTD Rtn	3-yr Rtn/Rk
DiversBdInv	CI	10.33	+.8	...	+1.2/E
EmMktsA m	EM	9.84	+3.8	+3.1	+11.5/B
EmMktsI	EM	10.49	+3.8	+3.2	+12.1/B
EmMktsInv	EM	10.22	+3.9	+3.2	+11.8/B
EqGrA m	LB	28.04	-.4	+4.0	+11.2/C
EqGrI	LB	28.10	-.4	+4.0	+11.7/C
EqGrInv	LB	28.08	-.4	+4.0	+11.5/C
EqIncA m	LV	8.08	-1.8	+2.3	+11.0/B
EqIncC m	LV	8.08	-1.9	+2.3	+10.2/C
EqIncI	LV	8.09	-1.8	+2.3	+11.5/A
EqIncInv	LV	8.09	-1.8	+2.4	+11.3/B
EqIncR b	LV	8.05	-1.9	+2.3	+10.7/B
EqIncR6	LV	8.10	-1.8	+2.4	+11.6/A
GlbGoldInv	SP	8.07	+4.7	-.4	+14.0/A
GlbGrInv	WS	10.70	+.6	+4.1	+9.4/C
GovtBdA m	GI	10.71	+.8	-.1	+.7/D
GovtBdInv	GI	10.71	+.8	-.1	+.9/C
GovtBdR5	GI	10.71	+.8	-.1	+1.1/A
GrA m	LG	28.84	+.3	+5.0	+14.0/B
GrI	LG	30.44	+.3	+5.0	+14.5/B
GrInv	LG	29.86	+.3	+5.0	+14.2/B
GrR b	LG	28.06	+.3	+5.1	+13.7/B
GrR6	LG	30.40	+.3	+5.0	+14.6/B
HYInv	HY	5.41	+1.3	+3.3	+6.6/C
HYMuniI	HM	9.48	+.4	+.1	+3.6/B
HYMuniInv	HM	9.48	+.4	+.1	+3.4/C
HeritageA m	MG	16.20	+.4	+5.1	+10.1/D
HeritageC m	MG	12.08	+.4	+5.1	+9.2/E
HeritageI	MG	19.35	+.5	+5.1	+10.6/D
HeritageInv	MG	17.92	+.4	+5.1	+10.3/D
IncandGrA m	LV	33.82	-.8	+3.9	+11.7/A
IncandGrI	LV	33.93	-.8	+3.9	+12.2/A
IncandGrInv	LV	33.88	-.8	+3.9	+12.0/A
InflAdjBdA m	IP	11.05	+.5	+.4	+1.4/D
InflAdjBdInv	IP	11.07	+.4	+.4	+1.6/C
InflAdjBdR5	IP	11.06	+.5	+.4	+1.8/C
IntTrmTxFrBdI	MI	11.17	+.7	+.2	+1.8/B
IntTrmTxFrBdInv	MI	11.17	+.8	+.2	+1.6/C
IntlBdInv	IB	12.63	+3.0	+1.2	+2.2/D
IntlDiscvInv	FR	12.63	+5.1	+6.9	+3.8/D
IntlGrA m	FG	10.46	+2.9	+3.9	+4.6/D
IntlGrI	FG	10.27	+3.0	+3.8	+5.0/D
IntlGrInv	FG	10.35	+2.9	+3.8	+4.8/D
IntlOppsInv	FR	8.79	+3.0	+5.6	+5.8/C
InvFcddynGrInv	LG	25.22	+2.1	+7.0	+20.0/A
InvGinnieMaeInv	GI	10.20	+.8	+.1	+.7/C
InvGinnieMaeR5	GI	10.20	+.8	+.1	+1.0/B
InvOC2020A m	TE	11.40	+.7	+2.2	+5.5/D
InvOC2020I	TE	11.40	+.6	+2.2	+6.0/C
InvOC2020Inv	TE	11.40	+.6	+2.2	+5.8/D
InvOC2020R b	TE	11.40	+.6	+2.2	+5.3/D
InvOC2025A m	TG	13.51	+.6	+2.4	+6.0/E
InvOC2025I	TG	13.50	+.7	+2.4	+6.4/D
InvOC2025Inv	TG	13.50	+.6	+2.4	+6.2/E
InvOC2025R b	TG	13.50	+.6	+2.4	+5.7/E
InvOC2030A m	TH	11.71	+.7	+2.7	+6.4/E
InvOC2030I	TH	11.71	+.7	+2.6	+6.9/E
InvOC2030Inv	TH	11.72	+.7	+2.6	+6.7/E
InvOC2030R b	TH	11.71	+.6	+2.6	+6.1/E
InvOC2035A m	TI	14.59	+.7	+3.0	+6.9/E
InvOC2035I	TI	14.60	+.7	+3.0	+7.4/E
InvOC2035Inv	TI	14.59	+.7	+3.0	+7.2/E
InvOC2035R b	TI	14.59	+.7	+2.9	+6.6/E
InvOC2040A m	TJ	12.15	+.7	+3.1	+7.5/E
InvOC2040I	TJ	12.15	+.7	+3.1	+7.9/E
InvOC2040Inv	TJ	12.16	+.8	+3.2	+7.8/E
InvOC2040R b	TJ	12.15	+.7	+3.1	+7.2/E
InvOC2045A m	TK	15.16	+.7	+3.4	+8.0/E
InvOC2045I	TK	15.18	+.7	+3.5	+8.5/E
InvOC2045Inv	TK	15.17	+.7	+3.5	+8.3/E
InvOC2045R b	TK	15.17	+.6	+3.4	+7.8/E
InvOC2050A m	TN	12.37	+.7	+3.7	+8.4/E
InvOC2050I	TN	12.38	+.7	+3.7	+8.9/D
InvOC2050Inv	TN	12.37	+.7	+3.7	+8.6/D
InvOC2050R b	TN	12.38	+.7	+3.7	+8.1/E
InvOC2055A m	TL	13.37	+.7	+3.8	+8.6/E
InvOC2055Inv	TL	13.38	+.7	+3.8	+8.8/E
InvOC:AgrInv	AL	15.01	+.7	+3.7	+8.5/C
InvOC:CnsrvInv	CA	12.69	+.6	+2.1	+5.3/C
InvOCInRetA m	RI	12.23	+.6	+2.2	+5.2/A
InvOCInRetI	RI	12.22	+.6	+2.2	+5.6/A
InvOCInRetInv	RI	12.22	+.6	+2.2	+5.5/A
InvOCInRetR b	RI	12.21	+.6	+2.1	+4.9/B
InvOCModInv	MA	14.27	+.7	+3.0	+7.1/C
InvOCVryAgrInv	XM	15.89	+.8	+4.5	+9.7/B
InvOCVryCsrvInv	XY	11.43	+.4	+1.3	+4.0/C
LgCoValInv	LV	9.16	-1.9	+3.5	+9.4/D
MidCpValA m	MV	14.09	-1.1	+4.9	+9.5/C
MidCpValC m	MV	13.92	-1.2	+4.8	+8.6/D
MidCpValI	MV	14.13	-1.1	+4.9	+9.9/B
MidCpValInv	MV	14.12	-1.1	+4.9	+9.7/C
MidCpValR b	MV	14.04	-1.1	+4.9	+9.2/C
MidCpValR6	MV	14.13	-1.0	+4.9	+10.1/B
NTCoreEqPlusG	LB	13.55	...	+3.7	+11.0/C
NTDiversBdG	CI	10.33	+.8	...	+1.6/D
NTEmMktsG	EM	10.29	+3.8	+3.3	+12.8/B
NTEqGrG	LB	11.59	-.3	+4.0	+11.9/B
NTGrG	LG	15.03	+.6	+5.1	+15.2/A
NTHeritageG	MG	10.60	+.5	+5.2	+10.9/D
NTIntlGrG	FG	9.41	+3.0	+3.7	+5.7/D
NTLgCoValG	LV	10.00	-1.7	+3.6	+9.8/C
NTMidCpValG	MV	10.76	-.9	+5.0	+10.4/B
NTSmCoG	SB	7.55	+1.1	+6.8	+9.6/D
RlEsttA m	SR	25.54	-4.9	+2.7	+3.5/C
RlEsttI	SR	25.64	-4.8	+2.7	+3.9/C
RlEsttInv	SR	25.57	-4.9	+2.7	+3.7/C
SelI	LG	65.96	-.5	+4.5	+13.7/B
SelInv	LG	64.84	-.5	+4.5	+13.5/C
ShrtDurInv	CS	10.07	+.3	+.1	+1.6/C
ShrtTrmGovtInv	GS	9.43	+.4	-.1	+.5/D
ShtDrInfPrBdInv	IP	9.97	+.5	+.5	+1.5/D
ShtDrInfPrBdR5	IP	10.04	+.5	+.4	+1.6/C
SmCoInv	SB	12.50	+1.1	+6.7	+9.0/D
SmCpGrA m	SG	14.44	+1.6	+7.1	+15.6/B
SmCpGrI	SG	15.43	+1.6	+7.1	+16.2/B
SmCpGrInv	SG	15.02	+1.6	+7.1	+15.9/B
SmCpValA m	SV	6.56	+2.4	+8.8	+10.4/C
SmCpValI	SV	6.71	+2.4	+8.8	+10.9/B
SmCpValInv	SV	6.64	+2.5	+8.9	+10.7/B
StrAlAgrsA m	AL	7.11	+.6	+3.6	+8.2/C
StrAlAgrsC m	AL	6.95	+.7	+3.7	+7.4/D
StrAlAgrsI	AL	6.99	+.7	+3.7	+8.7/B
StrAlAgrsInv	AL	7.05	+.8	+3.8	+8.5/C
StrAlCnsrvA m	CA	5.24	+.6	+2.1	+5.0/D
StrAlCnsrvInv	CA	5.24	+.5	+2.1	+5.2/C
StrAlModA m	MA	5.94	+.9	+3.1	+6.8/D
StrAlModC m	MA	5.85	+.7	+3.0	+6.0/E
StrAlModI	MA	5.96	+.8	+3.1	+7.4/C
StrAlModInv	MA	5.95	+.8	+2.9	+7.1/C
SustEqA m	LB	25.22	-1.0	+3.7	+12.4/B
SustEqInv	LB	25.26	-1.0	+3.7	+12.6/A
UltraA m	LG	40.61	+.1	+5.4	+15.8/A
UltraI	LG	44.24	+.1	+5.5	+16.3/A
UltraInv	LG	42.63	+.1	+5.4	+16.0/A
UtlsInv	SU	16.87	-2.4	+3.0	+9.4/E
ValA m	LV	7.62	-.4	+4.4	+9.2/D
ValI	LV	7.64	-.4	+4.4	+9.7/C
ValInv	LV	7.63	-.4	+4.5	+9.5/D
ValR b	LV	7.63	-.4	+4.5	+8.9/D
ZeroCoup2020Inv	GI	104.14	+.4	-.1	+.7/C
ZeroCoup2025Inv	GL	99.18	+.8	-.2	+1.4/D
American Funds					
2010TgtDtRtrA m	TA	10.36	+.5	+1.5	+5.9/B
2015TgtDtRtrA m	TD	10.95	+.5	+1.6	+6.2/C
2020TgtDtRtrA m	TE	11.90	+.5	+1.8	+6.9/B
2025TgtDtRtrA m	TG	12.69	+.7	+2.1	+7.8/B
2030TgtDtRtrA m	TH	13.51	+.7	+2.6	+9.1/A
2035TgtDtRtrA m	TI	13.79	+.7	+3.1	+10.1/A
2040TgtDtRtrA m	TJ	14.08	+.7	+3.3	+10.4/A
2045TgtDtRtrA m	TK	14.30	+.7	+3.3	+10.6/A
2050TgtDtRtrA m	TN	14.02	+.7	+3.4	+10.7/A
AMCpA m	LG	29.07	+.1	+4.2	+13.1/C
AmrcnBalA m	MA	25.38	-.5	+1.9	+8.8/A
AmrcnHiIncA m	HY	9.88	+1.1	+3.2	+8.1/A
AmrcnMutA m	LV	38.48	-1.3	+2.6	+12.4/A
BdfAmrcA m	CI	12.56	+1.0	...	+1.7/D
CptWldGrIncA m	WS	44.28	+1.5	+3.4	+9.4/C
CptlIncBldrA m	IH	57.48	+.6	+2.0	+6.3/C
CptlWldBdA m	IB	19.37	+2.2	+.6	+2.6/C
EuroPacGrA m	FG	46.76	+2.7	+3.7	+7.2/B
FdmtlInvsA m	LB	54.21	-.2	+3.7	+12.6/A
GlbBalA m	IH	30.62	+1.9	+2.5	+6.4/B
GrfAmrcA m	LG	44.78	+.6	+4.7	+14.2/B
HiIncMuniBdA m	HM	15.64	+.5	+.1	+3.6/B
IncAmrcA m	AL	21.06	...	+2.1	+8.0/C
IntlGrIncA m	FB	30.23	+2.7	+3.5	+6.6/B
IntrmBdfAmrA m	CS	13.20	+.8	-.1	+.8/D
InvCAmrcA m	LB	34.99	-.8	+3.2	+11.9/B
LtdTrmTEBdA m	MS	15.53	+.6	+.2	+1.1/B
MortgA m	GI	9.89	+.9	...	+1.0/B
NewWldA m	EM	59.35	+3.1	+3.5	+9.9/D
NwPrspctvA m	WS	39.27	+1.8	+4.2	+11.3/A
STBdAmrcA m	CS	9.83	+.5	-.1	+.9/D
ShrtTrmTEBdA m	MS	10.03	+.3	+.1	+.8/C
SmCpWldA m	SW	49.43	+2.1	+5.4	+10.9/B
TheNewEcoA m	LG	40.51	+1.5	+4.3	+13.6/C
TxExBdA m	MI	12.79	+.7	+.2	+2.0/A
TxExmptFdofCAA m	MC	17.38	+.6	+.2	+2.0/C
TxExofNewYorkA m	MY	10.59	+.7	+.2	+1.7/C
USGovtSecA m	GI	13.48	+1.0	-.2	+.7/C
WAMtInvsA m	LB	42.24	-1.2	+2.8	+13.0/A
American Independanc					
KansasTxExBdIns	SI	10.64	+.6	+.2	+1.4/B
Ancora					
ThInSmlMdI d	SB	13.46	...	+6.8	+11.3/B
Angel Oak					
MltStratIncAs m	MU	11.03	-.1	...	+4.2
MltStratIncIns	MU	11.01	-.1	...	+4.5
Aquila					
CHTFKTA m	SI	10.51	+.8	+.2	+1.4/B

Name	Obj	NAV	4-wk Rtn	YTD Rtn	3-yr Rtn/Rk
HawaiianTxFrA m	SI	11.16	+.7	+.3	+.7/D
NATFIncA m	SI	10.59	+.8	+.3	+1.6/A
TxFrForUtahA m	SI	10.21	+.8	+.3	+1.5/A
TxFrofArizonaA m	SI	10.45	+.8	+.2	+1.4/A
TxFrofColoradoA m	SI	10.34	+.8	+.3	+1.0/D
TxFrofOregonA m	SI	10.83	+.8	+.2	+.8/D
Arbitrage					
Instl	NE	13.15	+.7	+.2	+3.1/B
R b	NE	12.77	+.7	+.1	+2.8/B
Ariel					
ApprecInv b	MV	41.19	+.8	+6.7	+8.7/C
Inv b	MV	59.31	+.4	+7.2	+10.4/B
Aristotle					
SaulGlbOppsI d	IH	11.23	+.1	+4.4	+8.9/A
Artisan					
EmMktsInv	EM	14.63	+3.9	+4.2	+15.5/A
GlbOppsInstl	WS	23.03	+1.6	+4.2	+12.1/A
GlbOppsInv	WS	22.72	+1.5	+4.1	+11.9/A
GlbValueInv	WS	15.57	+1.0	+4.4	+9.0/C
IntlInstl	FG	28.19	+2.2	+3.4	+5.4/D
IntlInv	FG	28.06	+2.1	+3.4	+5.2/D
IntlSmMdInv	FR	11.95	+3.3	+5.8	+2.3/E
IntlValueInstl	FB	32.32	+2.7	+4.1	+7.0/B
IntlValueInv	FB	32.24	+2.6	+4.1	+6.7/B
MidCpInstl	MG	34.01	+.3	+5.7	+9.3/E
MidCpInv	MG	30.47	+.3	+5.7	+9.1/E
MidCpValueInv	MV	17.96	+.3	+6.0	+10.4/B
SmCpInvs	SG	28.11	+2.2	+7.9	+17.0/A
ValInstl	LV	11.26	-.9	+4.9	+12.7/A
ValInv	LV	11.30	-.9	+5.0	+12.5/A
Ashmore					
EmMktsLcCyBdIns	XP	7.26	+4.0	+3.0	+8.4
EmMktsTtlRetIns	EB	7.64	+3.0	+2.5	+9.4
Auxier					
FocInv d	LV	20.49	-2.4	+2.0	+8.9/D
Ave Maria					
MariaWldEq	WS	13.49	-.9	+3.0	+8.7/C
Value	MB	17.90	-.5	+4.1	+11.7/A
BBH					
CoreIN d	LB	13.23	-1.7	+3.0	+8.9/E
LtdDurN	UB	10.15	+.4	+.3	+2.4/A
BMO					
DivIncI	LV	13.31	-1.0	+3.5	+13.7/A
IntermTxFrI	MI	11.10	+.6	+.2	+2.0/A
IntermTxFrY	MI	11.11	+.6	+.2	+1.7/B
LgCpGrI	LG	16.10	-.1	+4.4	+15.5/A
LgCpGrY	LG	15.96	-.1	+4.5	+15.2/A
LgCpValI	LV	13.25	-1.4	+3.8	+9.5/D
LowVolEqI	LV	13.53	-2.9	+1.7	+9.4/D
MidCpGrI	MG	13.52	+1.7	+5.9	+13.4/B
MidCpValI	MV	9.66	-.7	+5.2	+8.7/C
ShrtTrmIncAdvI	CS	9.27	+.3	...	+1.7/B
ShrtTxFrI	MS	10.14	+.3	...	+1.2/A
SmCpGrI	SG	15.56	+1.4	+7.2	+12.0/D
StratIncY	MU	8.93	+1.3	+1.8	+2.3/E
TCHCorPlusBdI	CI	11.25	+.9	+.5	+3.6/A
TCHCorPlusBdY	CI	11.26	+.9	+.5	+3.3/A
TCHCorpIncI	TW	12.44	+1.0	+.8	+5.6/A
TCHCorpIncY	TW	12.45	+.9	+.7	+5.4/A
UltraShrtTxFrI	MS	10.06	+.2	...	+1.1/B
BNY Mellon					
AsstAllcM	MA	11.28	-.3	+2.6	+7.3
BdM	CI	12.27	+.8	...	+1.7/D
EmMktsM	EM	9.95	+4.3	+3.8	+12.4/B
IncStkM	LV	7.95	-1.5	+3.7	+10.7/B
IntermBdM	CS	12.25	+.6	+.1	+1.3/C
IntlApprecM	FB	12.52	+2.8	+4.2	+5.9/C
IntlM	FB	11.80	+3.6	+4.5	+5.5/C
LgCpStkM	LB	4.91	-1.0	+3.6	+10.8/D
MAIntrmMnBdM	MT	12.44	+.9	+.3	+1.3/B
MdCpMltStratM	MG	15.32	-.2	+5.6	+10.8/D
NYIntrmTEBdM	MN	10.93	+.8	+.3	+1.4/B
NtnIntrmMnBdM	MI	13.32	+.8	+.3	+1.5/C
NtnSTMnBdM	MS	12.72	+.4	+.1	+.8/C
PEIntrmMnBdM	MP	11.99	+.9	+.3	+1.7/C
STUSGovtSecM	GS	11.53	+.3	...	+.4/D
SmCpMltStratM	SG	16.01	-.1	+7.4	+13.6/C
Baird					
AggrgateBdInstl	CI	10.53	+.9	...	+2.2/B
CorPlusBdInstl	CI	10.84	+.9	+.2	+2.8/A
IntermBdInstl	CI	10.79	+.8	-.1	+1.8/C
QlInTrmMnBdIns	MI	11.41	+.8	+.3	+1.1/D
ShrtTrmBdInstl	CS	9.57	+.5	...	+1.7/B
Baron					
AsstInstl	MG	68.68	-2.3	+3.6	+14.5/B
AsstRetail b	MG	66.09	-2.3	+3.6	+14.2/B
DiscvInstl	SG	18.32	-.7	+7.2	+24.7/A
DiscvRetail b	SG	18.10	-.7	+7.2	+24.4/A
EmMktsInstl	EM	13.07	+6.0	+4.8	+10.1/D
EmMktsRetail b	EM	13.04	+6.0	+4.7	+9.8/D
FifthAvenuGrIns	LG	28.01	+1.6	+6.6	+17.5/A
FifthAvenuGrRtl b	LG	27.46	+1.6	+6.6	+17.2/A
FocedGrInstl	MG	16.78	-2.8	+3.9	+14.5/B
FocedGrRetail b	MG	16.43	-2.8	+3.9	+14.2/B
GlbAdvantageIns	WS	21.47	+3.5	+7.2	+18.5/A
GrInstl	MG	66.39	-1.9	+5.1	+14.3/B
GrRetail b	MG	64.28	-1.9	+5.1	+14.0/B
IntlGrInstl	FG	20.46	+3.9	+6.1	+8.7/A
IntlGrRetail b	FG	20.15	+3.9	+6.1	+8.4/B
OppInstl	LG	19.42	+.3	+6.6	+19.2/A
OppRetail b	LG	18.68	+.2	+6.6	+18.9/A
PtnrsInstl	MG	51.20	-2.8	+4.8	+16.6/A
PtnrsRetail b	MG	50.06	-2.8	+4.8	+16.3/A
RlEsttInstl	SR	22.68	+.8	+7.5	+5.3/B
RlEsttRetail b	SR	22.33	+.9	+7.5	+5.0/B
SmCpInstl	SG	26.53	-.7	+6.3	+14.4/C
SmCpRetail b	SG	25.45	-.8	+6.3	+14.1/C
Barrett Associates					
BarrettOpp	LB	24.10	-1.3	+2.3	+12.0/B
Becker					
ValEqRetail d	LV	16.28	-.7	+5.2	+9.6/C
Berkshire					
Foc d	ST	23.90	+1.7	+7.0	+22.4/A
Bernstein					
CaliforniaMuni	SS	14.07	+.6	+.3	+1.0/A
IntermDur	CI	12.81	+1.0	+.2	+2.4/B
IntermDurInstl	CI	14.62	+1.1	+.2	+2.5/B
NewYorkMuni	SS	13.79	+.7	+.4	+1.0/B
ShrtDrDvRSMn	MS	12.54	+.2	+.1	+.6/D
Berwyn					
Inc d	XY	12.79	+.9	+1.7	+4.7/B
Bishop Street					
HawaiiMuniBdIns	SI	10.40	+.7	+.1	+1.1/C
BlackRock					
4060TrgtAllInvC m	CA	10.62	+.2	+1.4	+4.0
AdUSTtlMInvA m	LB	24.05	-.7	+4.2	+12.1/B
AdUSTtlMInvIns	LB	25.11	-.7	+4.2	+12.4/B
AdUSTtlMInvInvC m	LB	15.46	-.8	+4.1	+11.2/C
AdvtgGlbInstl	WS	19.36	+.8	+4.5	+9.8/B
AdvtgGlbInvA m	WS	18.39	+.8	+4.4	+9.4/C
AdvtgGlbInvC m	WS	15.08	+.7	+4.4	+8.6/C
AdvtgIntlIns	FB	14.98	+3.5	+4.5	+6.8/B
AdvtgIntlInvA m	FB	14.83	+3.5	+4.6	+6.5/B
AdvtgLCCorIns	LB	14.75	-1.1	+4.0	+12.3/B
AdvtgLCCorInvA m	LB	14.18	-1.1	+4.0	+12.0/B
AdvtgLCCorInvC m	LB	12.08	-1.2	+4.0	+11.1/C
AdvtgLCValIns	LV	24.98	-1.6	+3.7	+11.0/B
AdvtgLCValInvA m	LV	24.46	-1.6	+3.6	+10.7/B
AdvtgLCValInvC m	LV	22.68	-1.7	+3.6	+9.9/C
AdvtgLgCpGrIns	LG	14.17	-.7	+4.3	+13.9/B
AdvtgLgCpGrInvA m	LG	13.53	-.7	+4.3	+13.6/C
AdvtgSmCpGrIns	SG	16.37	+1.4	+7.7	+13.4/C
AdvtgSmCpGrInvA m	SG	11.82	+1.4	+7.7	+13.1/D
AsaDrgnIns	PJ	13.92	+2.9	+2.5	+6.6/E
AsaDrgnInvA m	PJ	13.74	+2.8	+2.5	+6.3/E
BalCptlInstl	MA	20.82	-.5	+2.4	+8.6
BalCptlInvA m	MA	20.75	-.5	+2.4	+8.3
BalCptlInvC m	MA	17.93	-.6	+2.3	+7.4
BasValInstl	LV	19.96	-.7	+4.5	+10.0/C
BasValInvA m	LV	19.69	-.8	+4.5	+9.7/C
BasValInvC m	LV	16.97	-.8	+4.5	+8.8/D
CAMuniOppsInstl	MF	12.36	-.1	+.2	+2.8/A
CAMuniOppsInvA m	MF	12.35	...	+.1	+2.5/A
CAMuniOppsInvA1 b	MF	12.36	...	+.1	+2.7/A
CorBdInstl	CI	9.28	+.9	+.1	+1.6/D
CorBdInvA m	CI	9.30	+1.0	+.1	+1.3/E
CorBdInvC m	CI	9.26	+.9	...	+.6/E
CorBdK	CI	9.31	+.9	+.1	+1.7/D
CorBdSvc b	CI	9.29	+1.0	+.2	+1.3/E
CptlApprecInstl	LG	26.54	...	+5.0	+15.2/A
CptlApprecInvA m	LG	24.39	...	+5.0	+14.9/B
CptlApprecInvC m	LG	17.36	-.1	+5.0	+14.0/B
CptlApprecK	LG	26.69	...	+5.0	+15.4/A
CptlApprecR b	LG	19.78	-.1	+5.0	+14.6/B
CrdtStrIncIns	MU	9.84	+.7	+1.5	+4.9/B
CrdtStrIncInvA m	MU	9.84	+.7	+1.5	+4.6/C
EmMktsInstl	EM	21.76	+4.6	+4.4	+16.3/A
EmMktsInvA m	EM	21.01	+4.6	+4.4	+16.0/A
EngyResInvA m	EE	14.75	+3.1	+12.4	+2.7/C
EqDivInstl	LV	19.31	-.9	+3.3	+11.3/A
EqDivInvA m	LV	19.25	-.9	+3.3	+11.1/B
EqDivInvC m	LV	18.49	-1.0	+3.2	+10.3/C
EqDivR b	LV	19.42	-.9	+3.2	+10.7/B
EuroInvA m	ES	12.34	+2.7	+3.8	-.1/E
Exch	LB	1015.88	-3.7	+1.4	+10.8/D
FltngRtIncInstl	BL	9.91	+.6	+2.4	+4.5/D
FltngRtIncInvA m	BL	9.91	+.6	+2.4	+4.1/D
FltngRtIncInvC m	BL	9.91	+.6	+2.4	+3.4/E
FocGrInstl	LG	4.28	+.2	+5.4	+15.3/A
FocGrInvA m	LG	3.94	...	+5.3	+15.0/A
GNMAInstl	GI	9.16	+.7	+.1	+1.0/B
GNMAInvA m	GI	9.20	+.7	+.1	+.8/C
GNMAInvC m	GI	9.16	+.6	+.1	.../E

Name	Obj	NAV	4-wk Rtn	YTD Rtn	3-yr Rtn/Rk
GlbAllcIncInstl	IH	17.81	+.3	+2.4	+5.1/D
GlbAllcIncInvA m	IH	17.71	+.3	+2.4	+4.8/E
GlbAllcIncInvC m	IH	15.87	+.2	+2.3	+4.0/E
GlbAllcIncR b	IH	16.82	+.3	+2.3	+4.4/E
GlbLSCrdtInstl	XS	9.67	+.4	+.8	+2.0/D
GlbLSCrdtInvA m	XS	9.66	+.3	+.7	+1.8/E
GlbLSCrdtInvC m	XS	9.50	+.3	+.7	+1.0/E
HYBdInstl	HY	7.35	+1.1	+3.1	+7.3/B
HYBdInvA m	HY	7.35	+1.2	+3.2	+7.0/B
HYBdInvC m	HY	7.36	+1.1	+3.2	+6.2/D
HYBdK	HY	7.36	+1.3	+3.2	+7.4/B
HYBdSvc b	HY	7.36	+1.2	+3.2	+7.0/B
HYMuniInstl	HM	9.47	+.5	+.1	+3.8/B
HighEqIncIns	LV	24.47	-.8	+2.9	+9.2/D
HighEqIncInvA m	LV	20.74	-.8	+3.0	+8.9/D
HighEqIncInvC m	LV	13.45	-.9	+3.0	+8.1/E
HthSciOpIns	SH	57.41	-2.6	+1.9	+11.7/A
HthSciOpInvA m	SH	54.62	-2.6	+1.9	+11.4/A
HthSciOpInvC m	SH	47.67	-2.7	+1.9	+10.6/B
InflProtBdInstl	IP	10.27	+.5	+.4	+1.8/C
InflProtBdInvA m	IP	10.03	+.5	+.4	+1.5/D
InflProtBdInvC m	IP	9.70	+.5	+.4	+.8/E
IntlDivIns	FB	26.17	+1.2	+2.4	+3.6/E
IntlDivInvA m	FB	24.40	+1.2	+2.4	+3.3/E
IntlInstl	FB	14.49	+2.2	+5.7	+5.5/C
IntlInvA m	FB	14.19	+2.2	+5.7	+5.2/D
IntlInvC m	FB	13.28	+2.1	+5.7	+4.2/D
LCFocGrIns	LG	11.54	...	+5.2	+17.4/A
LCFocGrInvA m	LG	10.59	...	+5.3	+17.1/A
LCFocGrInvC m	LG	7.79	-.1	+5.1	+16.1/A
LPDyn2020Instl	TE	14.30	+.4	+2.1	+6.8
LPDyn2020InvA m	TE	13.06	+.4	+2.0	+6.5
LPDyn2030Instl	TH	12.24	-.1	+2.9	+8.6
LPDyn2030InvA m	TH	11.71	-.1	+2.8	+8.3
LPDyn2040Instl	TJ	15.13	-.4	+3.5	+9.9
LPDyn2040InvA m	TJ	13.68	-.4	+3.5	+9.7
LatinAmerInstl	LS	52.29	+15.0	+9.9	+22.6/B
LatinAmerInvA m	LS	51.68	+15.0	+9.9	+22.3/C
LngHrznEqInstl	WS	11.75	-1.8	+2.1	+7.4/D
LngHrznEqInvA m	WS	11.75	-1.8	+2.1	+7.1/E
LowDurBdInstl	CS	9.45	+.5	+.1	+1.6/B
LowDurBdInvA m	CS	9.45	+.4	+.1	+1.4/C
LowDurBdInvC m	CS	9.44	+.4	...	+.6/E
LowDurBdK	CS	9.44	+.5	+.1	+1.7/B
ManagedIncK	XY	9.66	+.4	+.9	+4.8
MidCapDivIns	MV	16.23	-.4	+5.5	+10.9/A
MidCapDivInvA m	MV	15.44	-.5	+5.5	+10.6/B
MidCpGrEqInstl	MG	23.11	-.7	+4.1	+16.8/A
MidCpGrEqInvA m	MG	20.00	-.7	+4.1	+16.5/A
MidCpGrEqInvC m	MG	15.59	-.8	+4.0	+15.6/A
NJMuniBdInstl	MJ	10.94	+.6	+.2	+2.6/A
NJMuniBdInvA m	MJ	10.95	+.6	+.3	+2.4/B
NYMuniOppsInstl	MN	11.05	+.3	+.3	+2.9/A
NYMuniOppsInvA m	MN	11.06	+.3	+.3	+2.7/A
NYMuniOppsInvA1 b	MN	11.06	+.4	+.3	+2.8/A
NYMuniOppsInvC m	MN	11.06	+.3	+.3	+1.9/A
NatrlResTrInstl	SN	23.98	+3.5	+5.9	+8.9/B
NatrlResTrInvA m	SN	22.56	+3.4	+5.9	+8.6/B
NtnlMnInstl	MI	10.68	+.6	+.2	+2.0/A
NtnlMnInvA m	MI	10.69	+.5	+.2	+1.7/B
NtnlMnInvC m	MI	10.69	+.5	+.1	+1.0/D
PAMuniBdInstl	MP	10.81	+.6	+.2	+2.0/B
PAMuniBdInvA m	MP	10.82	+.5	+.2	+1.8/C
ShrtTrmMuniIns	MS	10.09	+.3	+.1	+.8/C
ShrtTrmMuniInvA m	MS	10.09	+.2	...	+.5/E
StrGlbBdIncIns	IB	5.85	+1.8	+.7	+4.0
StrGlbBdIncIvA m	IB	5.84	+1.6	+.7	+3.7
StrIncOpA m	NT	9.62	+.5	+.4	+2.5/D
StrIncOpC m	NT	9.61	+.4	+.3	+1.7/D
StrIncOpIns	NT	9.62	+.5	+.3	+2.8/C
StratMuOpIns	MI	11.37	+.1	+.3	+3.1/A
StratMuOpInvA m	MI	11.37	+.2	+.3	+2.9/A
StratMuOpIvC m	MI	11.37	+.1	+.2	+2.1/A
TactOppsInstl	AM	13.75	+1.1	+.4	+5.1/A
TactOppsInvA m	AM	13.65	+1.0	+.4	+4.8/A
TechOppsInstl	ST	27.29	+2.1	+6.1	+23.7/A
TechOppsInvA m	ST	25.32	+2.1	+6.0	+23.4/A
TechOppsInvC m	ST	21.43	+2.1	+6.0	+22.4/A
TtlRetInstl	CI	11.23	+1.0	+.2	+2.1/C
TtlRetInvA m	CI	11.23	+.9	+.2	+1.8/C
TtlRetInvC m	CI	11.22	+.9	+.1	+1.1/E
TtlRetR b	CI	11.23	+.9	+.1	+1.5/D
USGovtBdInstl	GI	10.14	+.9	...	+1.1/A
USGovtBdInvA m	GI	10.17	+.9	...	+.9/C
USMortgInstl	CI	9.93	+.7	+.2	+2.0/C
Bogle Investment Man					
SmCpGrInstl	SB	24.48	-.1	+7.3	+11.7/B
Boston Partners					
LSEqInstl	LO	17.82	+.1	+2.8	+3.6/C
SmCpValIIInstl	SV	22.06	+2.2	+7.1	+9.9/C
SmCpValIIInv b	SV	21.08	+2.1	+7.2	+9.6/C
Boston Trust					
AsstMgmt	AL	45.02	-2.0	+1.7	+10.0/A
Eq	LB	23.16	-2.6	+2.3	+12.5/B
Bragg Capital Trust					
QueensRdSmCpVal	SV	23.94	+.7	+3.5	+7.9/E
QueensRdVal	LV	21.22	-2.0	+2.3	+11.5/A
Brandes					
IntlEqI	FV	16.58	+4.9	+5.5	+8.1/A
Bridges					
Invm	LG	59.97	-.6	+4.5	+11.9/D
Bridgeway					
AggresivInvs1	MB	55.79	+1.0	+6.4	+8.1/D
BlueChip35Idx	LB	13.03	-1.7	+2.9	+12.9/A
SmCpGr	SG	23.78	-.3	+7.8	+13.3/C
SmCpVal	SV	20.47	+.6	+7.6	+11.2/B
UltraSmCo	SV	24.31	+1.0	+8.4	+5.5/E
UltraSmCoMkt d	SB	11.15	-.2	+9.2	+9.9/D
Bright Rock					
MidCpGrInstl	MG	16.76	...	+4.4	+12.7/C
QualLgCpInstl	LB	15.47	-1.6	+3.3	+9.2/E
Broadview					
Opp	SB	26.56	-.7	+6.7	+9.1/D
Brookfield Investmen					
GlbLtdInfrasI	XO	11.99	+2.6	+6.3	+8.8/C
GlbLtdInfrasY	XO	11.99	+2.7	+6.4	+8.8/C
GlbLtdRlEsttI	GR	12.24	-1.6	+3.8	+5.4/C
Brown Advisory					
FlexEqIns d	LG	19.80	-1.1	+3.5	+13.2/C
GrEqInstl d	LG	20.56	+.3	+4.8	+14.5/B
GrEqInv d	LG	20.33	+.4	+4.8	+14.4/B
IntermIncInv d	CI	10.35	+.6	...	+1.5/D
MryIndBdInv d	SI	10.49	+.6	+.2	+1.6/A
SmCpFdmtlValIns d	SB	22.78	-.2	+5.4	+10.1/C
SmCpGrInv d	SG	17.85	+.6	+5.7	+12.0/D
SmrstEmMktsIns d	EM	8.89	+4.0	+3.4	+6.6/E
Brown Cap Mgmt					
SmCoInv b	SG	87.95	+.4	+5.5	+16.6/A
Bruce					
Bruce	MA	501.79	-2.1	+1.9	+5.6/E
Buffalo					
Discv	MG	21.98	+.1	+3.9	+10.9/D
EmergOpps	SG	13.92	+3.6	+6.3	+16.8/A
FlexInc	AL	14.34	-.3	+4.5	+8.2/C
Gr	LG	22.49	-.4	+3.3	+12.6/C
HY	HY	10.62	+.1	+1.8	+4.4/E
LgCp	LG	27.91	-.7	+3.5	+13.1/C
MidCp	MG	12.74	+.6	+5.5	+8.0/E
SmCp	SG	11.41	-.5	+7.8	+14.5/C
CG Capital Markets					
CorFI	CI	7.86	+1.3	+.3	+2.0/C
EmMktsEqInvms	EM	13.56	+4.7	+4.5	+12.8/B
IntlEq	FB	11.20	+3.3	+4.6	+5.9/C
IntlFI	IB	7.65	+.5	+.3	+3.9/B
LgCpEq	LG	17.03	-.9	+4.2	+10.7/E
MuniBdInvms	ML	9.14	+.9	+.2	+1.5/D
SmMidCpEq	SG	16.93	+.4	+6.5	+9.5/E
CGM					
Foc	LB	43.09	+4.6	+7.7	+7.3/E
Mut	AL	28.60	+5.9	+7.8	+7.9/D
Rlty	LB	27.24	+1.8	+7.6	+8.3/E
CIBC					
AtDipEqInstl	LB	18.33	-1.7	+3.3	+13.7/A
CM					
AdvsFI	CS	10.82	...	+.7	+2.6/A
CRM					
MidCpValInstl	MB	19.29	-.3	+4.4	+12.9/A
SmCpValInstl	SB	16.24	+.1	+6.6	+11.5/B
SmCpValInv	SB	13.88	+.1	+6.5	+11.2/C
Calamos					
CnvrtA m	CV	16.00	+.6	+3.2	+9.0/C
CnvrtC m	CV	15.82	+.5	+3.2	+8.1/D
CnvrtInstl	CV	14.11	+.6	+3.2	+9.2/C
EvolvingWldGrI	EM	13.06	+3.6	+3.6	+6.2/E
GlbGrIncA m	IH	7.81	-.3	+3.0	+5.7/D
GlbGrIncC m	IH	6.85	-.4	+2.9	+4.9/E
GlbGrIncI	IH	8.06	-.2	+2.9	+6.0/C
GrA m	LG	27.24	-.5	+4.4	+9.1/E
GrC m	LG	15.52	-.5	+4.4	+8.3/E
GrIncA m	AL	29.28	-1.1	+3.2	+9.3/A
GrIncC m	AL	29.47	-1.2	+3.2	+8.5/C
GrIncInstl	AL	28.06	-1.1	+3.2	+9.6/A
GrInstl	LG	37.22	-.4	+4.4	+9.4/E
IntlGrA m	FG	15.48	+2.3	+4.3	+5.0/D
IntlGrInstl	FG	15.92	+2.3	+4.3	+5.2/D
MktNetrlIncA m	NE	12.98	...	+1.1	+4.6/A
MktNetrlIncC m	NE	13.19	...	+1.1	+3.8/A
MktNetrlIncIns	NE	12.81	...	+1.1	+4.8/A

Continued on **next page**

Continued from **previous page**

Mutual Funds

Name	Obj	NAV	4-wk Rtn	YTD Rtn	3-yr Rtn/Rk
Calvert					
BalA m	MA	29.94	-.6	+2.1	+7.4/B
BalC m	MA	28.94	-.7	+2.1	+6.5/D
BdA m	CI	15.73	+.7	+.1	+2.4/B
EqA m	LG	42.90	-.4	+3.1	+13.9/B
EqC m	LG	23.73	-.5	+3.0	+13.0/C
IncA m	TW	15.63	+.7	+.8	+3.0/D
IntlEqA m	FB	15.92	+2.6	+3.4	+4.3/D
MdCpA m	MB	29.15	-2.2	+3.5	+8.4/C
RspMuniIncA m	MI	15.65	+.7	+.3	+1.5/C
ShrtDurIncA m	CS	15.69	+.3	+.4	+1.8/B
USLCCrRspnbIdxA m	LB	21.28	-.7	+3.9	+12.2/B
Cambiar					
GlblUltrFcsInv d	WS	16.46	+.9	+7.1	-.5/E
IntlEqInv d	FB	24.05	+2.2	+4.4	+3.0/E
OppInstl	LV	18.99	-1.8	+4.5	+8.2/E
OppInv	LV	19.08	-1.8	+4.5	+8.0/E
SmCpInstl d	SB	14.80	+1.4	+7.2	+7.6/E
SmCpInv d	SB	14.39	+1.4	+7.2	+7.4/E
Carillon					
ClVtCptlApprA m	LG	36.60	-.7	+3.9	+12.0/D
EagleGrIncA m	LV	19.15	-2.8	+2.2	+13.1/A
EagleGrIncC m	LV	18.28	-2.9	+2.2	+12.2/A
EglMidCpGrA m	MG	53.05	+.2	+5.9	+14.0/B
EglMidCpGrC m	MG	41.73	+.1	+5.9	+13.2/B
EglSmCpGrA m	SG	45.22	+1.7	+7.6	+12.5/D
EglSmCpGrC m	SG	30.10	+1.6	+7.6	+11.7/D
ReamsCore+BdI	CI	31.25	+1.2	-.1	+2.5/B
ReamsCoreBdI	CI	11.29	+1.1	-.1	+2.1/C
ReamsUnconsBdI	NT	11.65	+1.3	+.3	+3.0/C
ScoutIntlI	FB	16.64	+3.4	+4.7	+7.5/A
ScoutMdCpI	MB	16.53	-.9	+4.2	+13.5/A
ScoutSmCpI	SG	26.23	-.3	+6.8	+17.8/A
Causeway					
IntlValInstl d	FV	14.29	+3.7	+4.6	+5.1/C
IntlValInv d	FV	14.19	+3.6	+4.5	+4.8/C
Center Coast Capital					
BrkfldMLPFocA m	LP	6.49	+5.5	+13.7	+5.2/D
BrkfldMLPFocC m	LP	5.92	+5.4	+13.6	+4.3/D
Champlain					
SmCoAdv b	SG	17.66	-.9	+4.1	+15.4/B
City National Rochda					
CorpBdServicing	CS	10.16	+.4	-.1	+1.2
DivIncN b	LV	36.00	-3.1	+2.5	+6.3/E
ClearBridge					
AggresivGrA m	LG	169.48	-.4	+6.3	+8.3/E
AggresivGrC m	LG	129.60	-.5	+6.3	+7.5/E
AggresivGrI	LG	189.97	-.4	+6.3	+8.6/E
AggresivGrIS	LG	192.22	-.4	+6.3	+8.7/E
AllCpValA m	LV	11.65	-.8	+5.5	+10.1/C
AllCpValC m	LV	9.87	-.8	+5.6	+9.3/D
ApprecA m	LB	22.21	-2.3	+2.3	+11.2/C
ApprecC m	LB	21.40	-2.4	+2.2	+10.5/D
ApprecI	LB	22.04	-2.3	+2.2	+11.5/C
ApprecIS	LB	22.11	-2.3	+2.3	+11.7/C
ApprecR b	LB	22.18	-2.4	+2.2	+10.9/C
CBIntlSmCpI	FA	12.31	+2.8	+4.8	+4.0/D
DivStrat1	LB	21.71	-1.0	+3.3	+12.3/B
DivStratA m	LB	21.70	-1.1	+3.3	+12.0/B
DivStratC m	LB	21.38	-1.1	+3.3	+11.2/C
DivStratI	LB	22.30	-1.0	+3.3	+12.3/B
IntlGrC m	FG	37.19	+.9	+3.4	+9.1/A
IntlGrI	FG	43.04	+1.0	+3.5	+10.2/A
IntlValA m	FV	9.49	+3.3	+5.1	+3.3/E
IntlValIS	FV	9.51	+3.3	+5.0	+3.8/D
LgCpGrA m	LG	41.08	+.1	+5.3	+14.3/B
LgCpGrC m	LG	32.61	...	+5.3	+13.5/C
LgCpGrI	LG	45.66	+.2	+5.3	+14.7/B
LgCpValA m	LV	29.11	-2.5	+3.3	+8.7/D
LgCpValC m	LV	28.22	-2.6	+3.3	+7.9/E
LgCpValI	LV	29.04	-2.5	+3.3	+9.0/D
MidCpA m	MB	29.44	-.4	+5.3	+6.4/E
MidCpC m	MB	23.24	-.5	+5.3	+5.6/E
MidCpI	MB	32.78	-.4	+5.3	+6.7/E
MidCpIS	MB	33.06	-.4	+5.4	+6.8/E
SmCpC m	SG	33.24	+.4	+7.6	+13.4/C
SmCpGrA m	SG	31.62	+1.0	+6.4	+16.8/A
SmCpGrI	SG	34.09	+1.0	+6.4	+17.1/A
SmCpGrIS	SG	34.50	+1.0	+6.4	+17.3/A
SmCpGrR b	SG	30.67	+1.0	+6.4	+16.5/B
SmCpI	SG	55.27	+.5	+7.6	+14.5/C
SmCpValA m	SV	14.85	-.6	+7.8	+8.1/E
TactDivIncA m	MV	15.68	-.8	+4.3	+7.1/E
TactDivIncC m	MV	14.88	-.8	+4.3	+6.3/E
TactDivIncI	MV	15.79	-.7	+4.2	+7.3/E
ValTrustC m	LB	72.25	+.4	+5.7	+7.9/E
ValTrustI	LB	86.79	+.4	+5.8	+8.9/E
Clermont					
CLSGrandIncN	CA	10.33	+1.2	+2.9	+5.9/B
Clipper					
Clipper	LB	100.91	+.5	+5.0	+10.2/D
Cohen & Steers					
DivVal,IncInstl	LB	12.45	-1.7	+3.7	+10.9/C
GlbInfras,IncI	XO	18.42	+.8	+4.0	+10.2/A
GlbRltys,IncA m	GR	51.18	-1.2	+3.1	+6.1/B
GlbRltys,IncC m	GR	50.86	-1.2	+3.1	+5.4/C
GlbRltys,IncI	GR	51.42	-1.2	+3.1	+6.4/B
InstlRltys	SR	40.70	-4.0	+3.7	+5.3/B
IntlRltyA m	GR	11.46	+2.7	+3.1	+8.3/A
IntlRltyI	GR	11.53	+2.8	+3.1	+8.7/A
PrfrdScInc,IncA m	RR	12.99	+1.7	+1.9	+3.7/C
PrfrdScInc,IncC m	RR	12.91	+1.7	+1.8	+3.1/E
PrfrdScInc,IncI	RR	13.02	+1.7	+1.9	+4.1/B
RlEsttSecIncA m	SR	14.18	-4.4	+3.6	+5.8/A
RlEsttSecIncC m	SR	12.82	-4.4	+3.6	+5.2/B
RlEsttSecIncIns	SR	14.95	-4.4	+3.6	+6.1/A
Rltys	SR	60.38	-4.0	+3.7	+5.1/B
Colorado BondShares					
ATxEx f	SI	9.05	+.3	...	+4.5/A
Columbia					
AMTFrCAIMBIns	MF	10.27	+.8	+.3	+1.7/B
AMTFrCTIMBIns	SI	10.32	+.8	+.2	+1.1/C
AMTFrIMBA m	MI	10.25	+.7	+.2	+1.2/D
AMTFrIMBIns	MI	10.26	+.8	+.3	+1.5/C
AMTFrMAIMBIns	MT	10.30	+.8	+.2	+1.1/C
AMTFrNYIMBIns	MN	11.67	+.8	+.3	+1.4/B
AMTFrORIMBIns	SI	12.13	+.8	+.2	+1.3/B
AMTFrSCIMBIns	SI	10.01	+.9	+.3	+1.4/B
AcornA m	MG	11.24	+.2	+5.5	+14.1/B
AcornC m	MG	4.95	+.2	+5.5	+13.3/B
AcornIns	MG	13.71	+.2	+5.6	+14.4/B
AcornIntSelIns	FG	24.99	+3.6	+5.0	+10.3/A
AcornIntlA m	FR	30.90	+3.5	+4.8	+6.1/C
AcornIntlIns	FR	30.94	+3.6	+4.8	+6.3/C
AcornSelA m	MG	10.94	-.1	+5.8	+12.1/C
AcornSelIns	MG	12.73	-.1	+5.8	+12.4/C
AcornUSAA m	SG	10.98	+1.5	+6.8	+15.0/B
AcornUSAIns	SG	13.79	+1.5	+6.9	+15.3/B
BalA m	MA	37.75	-1.2	+2.1	+6.4/D
BalIns	MA	37.67	-1.1	+2.1	+6.7/D
BdA m	CI	8.26	+.9	+.1	+1.9/C
BdIns	CI	8.26	+.9	+.1	+2.2/B
ContrCoreA m	LB	22.06	-2.5	+3.4	+9.5/E
ContrCoreIns	LB	22.22	-2.5	+3.4	+9.8/D
ContrCoreV f	LB	21.82	-2.5	+3.4	+9.5/E
ContrEurpA m	ES	6.09	+3.1	+4.6	+2.2/D
ConvrtSecsA m	CV	19.55	+1.5	+4.2	+11.3/A
ConvrtSecsC m	CV	19.49	+1.4	+4.2	+10.4/B
ConvrtSecsIns	CV	19.58	+1.5	+4.3	+11.6/A
CorpIncA m	TW	9.70	+.8	+.8	+3.4/B
CorpIncIns	TW	9.70	+.9	+.8	+3.7/B
CptAllcAgrA m	AL	11.46	-.1	+3.8	+8.8/B
CptAllcAgrC m	AL	11.18	-.2	+3.7	+8.0/D
CptAllcCnsA m	XY	9.61	+.4	+1.2	+3.6/D
CptAllcMdAgA m	MA	11.28	...	+3.2	+7.7/B
CptAllcMdAgC m	MA	11.30	-.1	+3.1	+6.9/C
CptAllcMdAgIns	MA	11.25	...	+3.2	+8.0/B
CptAllcMdCnsA m	CA	10.14	+.3	+1.8	+4.9/D
CptAllcModA m	CA	10.42	+.2	+2.7	+6.4/A
CptAllcModC m	CA	10.33	+.1	+2.6	+5.6/B
DiscpCoreA m	LB	10.97	-.9	+3.6	+12.3/B
DiscpSmCoreV f	SB	4.43	+.5	+8.0	+5.9/E
DivIncA m	LV	20.07	-2.7	+2.1	+11.8/A
DivIncC m	LV	19.42	-2.7	+2.1	+10.9/B
DivIncIns	LV	20.09	-2.7	+2.1	+12.0/A
DivIncV f	LV	20.08	-2.7	+2.1	+11.8/A
DivOppA m	LV	8.42	-1.9	+3.1	+9.9/C
DivOppC m	LV	8.22	-1.9	+3.1	+9.1/D
EmMktsIns	EM	11.38	+4.8	+4.8	+10.9/C
FltRtA m	BL	8.91	+.7	+2.4	+5.3/B
GlEngNatResA m	SN	16.75	+2.4	+6.8	+9.3/B
GlEngNatResI	SN	16.95	+2.4	+6.8	+9.5/B
GlbDivOppA m	WS	16.63	+.6	+3.5	+6.4/E
GlbDivOppIns	WS	16.69	+.6	+3.5	+6.6/E
GlbEqValA m	WS	12.13	-.8	+3.4	+9.2/C
GlbOppsA m	IH	13.04	+.8	+2.6	+6.7/B
GlbStratEqA m	WS	13.30	+.3	+4.0	+10.0/B
GlbTechGrA m	ST	29.36	...	+4.2	+21.4/B
GlbTechGrC m	ST	26.35	-.1	+4.2	+20.5/B
GlbTechGrIns	ST	30.53	...	+4.2	+21.7/B
GrtrChinaA m	CH	40.40	+2.9	+5.2	+11.5/C
HYBdA m	HY	2.79	+1.2	+3.5	+5.4/E
HYMuniA m	HM	10.37	+.5	+.1	+2.9/C
HYMuniIns	HM	10.37	+.5	+.1	+3.1/C
IncBuilderA m	XY	11.48	+.5	+2.0	+5.9/A
IncOppsA m	HY	9.40	+1.3	+3.5	+5.1/E
InfProtSecsA m	IP	8.93	+.4	+.7	+3.8/A
LgCpEnhCoreA b	LB	21.85	-1.4	+3.8	+12.6/B
LgCpEnhCoreIns	LB	21.79	-1.4	+3.8	+12.8/A
LgCpEnhCoreIns3	LB	21.78	-1.4	+3.7	+13.0/A
LgCpGrA m	LG	36.50	-1.0	+4.5	+11.4/D
LgCpGrC m	LG	29.91	-1.1	+4.5	+10.6/E
LgCpGrIIIA m	LG	15.76	-1.1	+4.5	+11.6/D
LgCpGrIIIC m	LG	10.74	-1.1	+4.5	+10.8/E
LgCpGrIIIIns	LG	17.11	-1.0	+4.5	+11.9/D
LgCpGrIns	LG	38.09	-1.0	+4.5	+11.7/D
LgCpGrV f	LG	36.15	-1.0	+4.5	+11.4/D
LgCpIdxA b	LB	44.93	-1.4	+3.6	+12.3/B
LgCpIdxIns	LB	45.17	-1.4	+3.6	+12.6/A
LgCpValA m	LV	12.00	-2.0	+3.5	+9.4/D
LmtDurCrdtA m	CS	9.60	+.4	...	+2.5/A
MNTxExmptA m	SM	5.34	+.7	+.1	+1.6/B
MidCapGrA m	MG	19.89	-.4	+4.4	+9.8/D
MidCapGrIns	MG	21.59	-.3	+4.5	+10.1/D
MidCapIdxA b	MB	14.24	-.3	+6.0	+11.6/A
MidCapIdxIns	MB	14.16	-.4	+5.9	+11.9/A
QualityIncA m	CI	5.36	+.7	-.1	+2.0/C
RlEstateEqA m	SR	12.51	-4.7	+3.6	+2.9/D
RlEstateEqIns	SR	12.54	-4.6	+3.6	+3.2/D
S/MCpValA m	SV	8.32	-.2	+6.9	+8.3/D
STBdA m	CS	9.87	+.5	+.2	+.9/D
STBdIns	CS	9.85	+.4	+.2	+1.1/D
STBdIns3	CS	9.85	+.4	+.2	+1.3/C
STMuniBdA m	MS	10.30	+.3	+.1	+.7/C
STMuniBdIns	MS	10.30	+.4	+.1	+1.0/B
SelGlbEqA m	WS	11.70	-.4	+2.5	+12.2/A
SelIntlEqA m	FG	12.87	+3.0	+4.0	+3.9/E
SelIntlEqIns	FG	13.16	+3.1	+4.0	+4.1/E
SelLgCpEqA m	LB	12.90	-2.0	+3.2	+12.1/B
SelLgCpEqIns	LB	12.80	-1.9	+3.2	+12.4/B
SelLgCpGrA m	LG	13.26	+.8	+7.1	+11.2/E
SelLgCpGrIns	LG	13.78	+.7	+7.2	+11.4/D
SelLgCpValA m	LV	23.03	+.1	+4.7	+12.4/A
SelLgCpValC m	LV	21.09	...	+4.7	+11.6/A
SelM/CValA m	MV	9.34	-.6	+4.9	+7.7/E
SelM/CValInstl	MV	9.37	-.6	+4.9	+8.0/D
SelSmCpValA m	SB	15.55	+1.4	+6.8	+8.4/D
SlgCmsInfoA m	ST	61.22	+1.3	+5.0	+18.1/D
SlgCmsInfoC m	ST	39.99	+1.2	+5.0	+17.2/D

Name	Obj	NAV	4-wk Rtn	YTD Rtn	3-yr Rtn/Rk
SlgGlbTechA m	ST	33.54	+1.5	+5.0	+18.1/D
SlgGlbTechC m	ST	25.15	+1.4	+5.1	+17.3/D
SmCpGrIA m	SG	15.96	+2.1	+8.1	+18.5/A
SmCpGrIIns	SG	17.12	+2.1	+8.1	+18.8/A
SmCpIdxA b	SB	21.72	+.2	+6.5	+14.1/A
SmCpIdxIns	SB	21.85	+.2	+6.5	+14.4/A
SmCpValIA m	SV	34.12	+1.2	+8.4	+12.8/A
SmCpValIIA m	SV	13.82	-.8	+7.1	+9.1/D
SmCpValIIIns	SV	14.05	-.8	+7.1	+9.4/C
SmCpValIIns	SV	38.24	+1.2	+8.4	+13.1/A
StratIncA m	NT	5.80	+1.2	+1.4	+4.8/A
StratIncC m	NT	5.80	+1.1	+1.4	+4.1/B
StratIncIns	NT	5.70	+1.2	+1.2	+5.1/A
StratMuniIncA m	ML	3.93	+.6	+.1	+2.4/A
StrtCAMuIncA m	MC	7.44	+.4	+.1	+1.8/C
StrtCAMuIncInst	MC	7.44	+.5	+.1	+2.0/B
StrtNYMuIncA m	MY	7.21	+.4	...	+1.5/C
ThermostatA m	XY	14.04	+1.2	+1.4	+4.1/C
ThermostatC m	XY	14.14	+1.1	+1.3	+3.3/D
ThermostatIns	XY	13.83	+1.2	+1.3	+4.3/B
TtlRetBdA m	CI	8.84	+.9	+.3	+2.6/B
TtlRetBdIns	CI	8.85	+1.1	+.4	+2.9/A
TxExmptA m	ML	13.17	+.6	+.1	+1.8/C
TxExmptC m	ML	13.16	+.5	...	+1.1/E
TxExmptIns	ML	13.17	+.6	+.1	+2.0/C
USTrsIdxIns	GI	10.87	+.9	-.1	+.9/C
Commerce					
Bd	CI	19.24	+.6	...	+2.4/B
Gr	LG	30.14	-2.0	+2.8	+14.2/B
KansasTFIntrmBd	SI	19.16	+.8	+.3	+1.4/B
MidCpGr	MG	35.54	-.9	+3.8	+12.8/B
MssrTFIntrmBd	SI	19.22	+.7	+.2	+1.6/A
NtnlTFIntrmBd	MI	19.32	+.9	+.2	+1.6/B
ShrtTrmGovt	GS	16.85	+.5	...	+.8/B
Val	LV	27.74	-1.2	+2.4	+12.1/A
Community Reinvest					
QlfdInvm b	GI	10.30	+.7	-.1	+.7/C
Convergence					
CorPlusInstl	LB	17.75	-1.6	+1.5	+11.8/B
Copeland Capital Man					
RkMgdDivGrl d	LB	12.74	-4.9	-.2	+8.4/E
Copley					
Copley d	LV	103.69	-3.6	+1.4	+14.9/A
Credit Suisse					
CmdtyRetStratA m	BB	4.48	-3.8	+4.2	+2.2
CmdtyRetStratI	BB	4.58	-3.7	+4.3	+2.5
FltngRtHiIncA m	BL	6.71	+.4	+1.9	+5.0/C
FltngRtHiIncC m	BL	6.73	+.3	+1.9	+4.2/D
Crossmark Steward					
S/MCpEnhIdxA b	SB	12.79	+.3	+7.2	+12.4/B
Cullen					
HiDivEqInstl d	LV	15.64	-2.1	+2.4	+10.1/C
HiDivEqRetail m	LV	15.63	-2.2	+2.4	+9.8/C
Cutler					
Eq	LV	18.71	-1.1	+2.4	+11.0/B
DFA					
AsiaPacSmCoIns	PJ	20.05	+.8	+2.8	+9.0/D
CAInTmMnBdIns	MF	10.50	+.6	+.3	+.9/D
CASTMnBdIns	SS	10.28	+.2	+.1	+.7/C
CSTGEIntlScCrEq	FB	8.65	+3.9	+5.1	+7.4/B
CSTGEUSSclCrEq2	MB	14.83	-.2	+5.0	+12.5/A
CntnntlSmCIns	ES	23.03	+5.5	+6.2	+8.9/A
EMktCorEqI	EM	19.90	+4.4	+3.4	+12.8/B
EMktSCInstl	EM	19.31	+4.5	+3.0	+10.4/C
EmMktsII	EM	24.00	+4.5	+3.4	+13.8/A
EmMktsInstl	EM	26.66	+4.5	+3.4	+13.6/A
EmMktsSocialCor	EM	12.85	+4.5	+3.5	+13.5/A
EmMktsValInstl	EM	27.79	+4.8	+3.5	+16.1/A
EnhUSLgCoInstl	LB	11.78	-1.5	+3.6	+12.5/B
FvYrGlbFIIns	IB	10.56	+.5	+.1	+1.6/E
GlbAllc2575Ins	XY	13.01	+.6	+1.2	+4.0/C
GlbAllc6040Ins	MA	16.93	+.7	+2.9	+7.6/B
GlbEqInstl	WS	21.05	+.5	+4.8	+10.9/A
GlbRlEsttSec	GR	10.36	-1.7	+3.6	+6.2/B
InflProtSecIns	IP	11.40	+.8	+.5	+2.1/B
IntlCorEqIns	FB	12.31	+3.7	+5.2	+7.7/A
IntlLgCpGr	FG	11.72	+3.1	+4.4	+6.6/C
IntlRlEsttScIns	GR	4.74	+2.9	+3.7	+6.4/B
IntlSclCrEqInst	FB	11.86	+3.7	+5.1	+8.0/A
IntlSmCoInstl	FQ	16.78	+3.6	+5.3	+7.3/B
IntlSmCpGr	FR	13.03	+3.0	+5.0	+7.5/B
IntlSmCpValIns	FA	17.59	+4.1	+5.6	+5.9/C
IntlSstnbtyCor1	FB	9.56	+3.5	+4.8	+7.3/B
IntlValIII	FV	14.31	+3.6	+5.4	+8.8/A
IntlValInstl	FV	16.79	+3.7	+5.5	+8.7/A
IntlVctrEqIns	FA	10.96	+3.7	+5.4	+7.8/A
ItmGovtFIIns	GI	12.16	+1.0	-.2	+1.0/B
ItmTExtnddQlIns	TW	10.21	+.8	-.1	+2.1/E
ItmTMnBdIns	MI	10.12	+.7	+.3	+.9/E
JapaneseSmCoIns	JS	22.71	-1.3	+4.0	+8.9/B
LgCpIntlInstl	FB	20.93	+3.2	+4.7	+7.5/A
OneYearFIInstl	UB	10.27	+.3	...	+1.2/D
RlEsttSecInstl	SR	33.87	-4.0	+3.6	+5.9/A
STGovtInstl	GS	10.47	+.6	-.1	+.7/C
STMuniBdInstl	MS	10.15	+.2	+.1	+.7/D
ShTrmExQtyI	CS	10.57	+.5	...	+1.6/B
SlvLyHdgGlEqIns	WS	14.69	+1.1	+4.5	+11.0/A
SlvlyHdgGlFIIns	IB	9.37	+.5	...	+2.8/C
TAUSCorEq2Instl	MB	16.85	-.6	+4.9	+12.0/A
TAWexUSCrEqIns	FB	10.05	+3.7	+4.5	+8.7/A
TMdIntlVal	FV	14.27	+3.8	+5.4	+8.6/A
TMdUSEq	LB	28.03	-1.1	+4.0	+12.8/A
TMdUSMktwdVl	LV	27.54	-.8	+4.7	+11.1/B
TMdUSMktwdVlII	LV	25.58	-.8	+4.7	+11.3/B
TMdUSSmCp	SB	39.25	+.3	+6.5	+11.4/B
TMdUSTrgtedVal	SV	32.04	+1.0	+7.1	+10.0/C
TwYrGlbFIIns	IB	9.85	+.4	...	+1.2/E
TwoYrFIInstl	CS	9.92	+.5	...	+1.1/D
TwoYrGovtInstl	GS	9.73	+.3	...	+.8/B
USCorEq1Instl	LB	21.51	-.8	+4.7	+12.7/A
USCorEqIIInstl	MB	19.92	-.6	+5.0	+12.1/A
USLgCo	LB	20.02	-1.4	+3.7	+12.8/A
USLgCpGrInstl	LG	18.62	-1.1	+3.6	+13.9/B
USLgCpValII	LV	15.51	-1.0	+4.4	+11.9/A
USLgCpValIII	LV	22.80	-1.0	+4.4	+11.9/A
USLgCpValInstl	LV	33.57	-1.0	+4.4	+11.7/A
USMicroCpInstl	SB	19.77	+.8	+6.9	+12.6/B
USSmCpGrInstl	SG	16.49	+.3	+6.0	+10.9/E
USSmCpInstl	SB	31.83	+.5	+7.0	+11.3/B
USSmCpValInstl	SV	32.45	+1.6	+8.2	+11.0/B
USSocialCorEq2	MB	14.78	-.3	+5.2	+12.4/A
USSstnbtyCor1	LB	20.16	-.6	+4.6	+12.9/A
USTrgtedValIns	SV	21.35	+1.3	+7.7	+10.9/B
USTrgtedValR1	SV	21.34	+1.2	+7.7	+10.8/B
USVectorEqInstl	MV	16.97	+.2	+6.0	+11.2/A
WlexUSGovFIIns	IB	9.86	+.3	+.2	+3.7/B
WlexUSTrgVlIns	FA	12.10	+4.0	+4.9	+8.8/A
WlexUSVlPrtIns	FV	10.80	+4.0	+4.9	+10.0/A
DFDent					
PremGrInv	MG	28.49	+.6	+4.9	+15.7/A
Davenport					
Cor	LG	21.55	-1.6	+3.7	+10.7/E
EqOpps	MG	16.77	-.2	+4.7	+9.9/D
ValInc	LV	15.23	-2.4	+2.8	+9.1/D
Davis					
ApprecIncA m	AL	37.33	-.3	+3.0	+8.9/B
ApprecIncY	AL	37.49	-.3	+3.0	+9.2/B
FinclA m	SF	43.45	-1.1	+3.0	+10.1/B
FinclC m	SF	35.69	-1.1	+2.9	+9.2/C
NYVentureA m	LB	25.80	+.9	+5.3	+10.9/C
NYVentureC m	LB	22.86	+.9	+5.3	+10.0/D
NYVentureY	LB	26.48	+.9	+5.3	+11.2/C
OppA m	LG	29.69	+1.6	+5.7	+11.8/D
RlEsttA m	SR	37.03	-4.4	+3.6	+6.8/A
RlEsttY	SR	37.56	-4.4	+3.6	+7.1/A
Delaware Inv					
CorpBdA m	TW	5.50	+1.3	+1.0	+2.9/D
CorpBdInstl	TW	5.50	+1.3	+1.0	+3.1/C
DiversIncA m	CI	8.27	+.9	+.7	+2.2/B
EmMktsA m	EM	17.41	+4.1	+4.8	+16.0/A
ExtnddDrBdA m	TW	6.02	+.9	+.4	+3.2/C
ExtnddDrBdInstl	TW	6.01	+.9	+.4	+3.5/B
HYOppsA m	HY	3.58	+1.4	+3.3	+6.1/D
IntlValEqA m	FV	13.03	+3.5	+4.0	+5.1/C
IntlValEqInstl	FV	13.06	+3.5	+4.0	+5.4/C
LtdTrmDvrsIncA m	CS	8.15	+.1	+.2	+1.1/D
MnstHYMnBdA m	SM	10.60	+.6	+.1	+2.0/A
NtnlHYMnBdA m	HM	10.75	+.5	+.1	+3.3/C
REITA m	SR	10.67	-4.9	+4.1	+1.7/E
SelGrA m	LG	29.42	-1.8	+5.2	+9.9/E
SelGrInstl	LG	32.93	-1.8	+5.2	+10.2/E
SmCpValA m	SV	53.17	+.3	+6.7	+11.5/B
SmCpValC m	SV	43.41	+.2	+6.7	+10.6/B
SmidCpGrA m	SG	20.86	+.5	+8.9	+15.0/B
SmidCpGrC m	SG	8.99	+.4	+9.0	+14.1/C
TFArizonaA m	SL	11.16	+.6	+.2	+1.9/A
TFCaliforniaA m	MC	11.82	+.4	+.1	+1.9/C
TFColoradoA m	SL	10.97	+.6	+.2	+2.0/A
TFIdahoA m	SL	11.17	+.6	+.2	+1.6/B
TFMnnstA m	SM	12.09	+.7	+.2	+1.5/B
TFMnnstIntrmA m	SM	10.80	+.7	+.3	+1.4/C
TFPnsylvnA m	MP	7.86	+.6	+.1	+1.9/B
TFUSAA m	ML	11.28	+.5	+.1	+1.9/C
TFUSAIntermA m	MI	11.68	+.6	+.3	+1.4/C
USGrA m	LG	18.93	-.9	+4.1	+9.0/E
USGrInstl	LG	21.13	-.9	+4.1	+9.2/E
ValInstl	LV	20.31	-.4	+3.7	+11.5/A
WlthBldrA m	MA	12.91	-.2	+3.4	+5.6/E
Deutsche					
CATxFrIncA m	MC	7.37	+.7	+.2	+1.4/E
CATxFrIncS	MC	7.35	+.6	+.1	+1.6/D
CROCIEqDivA m	LV	51.03	-1.6	+2.8	+14.3/A
CROCIIntlA m	FB	41.76	+4.6	+4.2	+5.1/D
CROCIIntlS	FB	41.90	+4.6	+4.3	+5.4/C
CmnctnsA m	SC	21.59	+1.3	+5.5	+4.9/C
CorEqA m	LB	23.51	-1.0	+4.1	+11.8/B
CorEqS	LB	23.79	-.9	+4.2	+12.2/B
CptlGrA m	LG	68.16	...	+4.9	+12.9/C
CptlGrS	LG	68.91	...	+4.9	+13.2/C
EAFEEqIdxInstl	FB	5.30	+2.9	+4.1	+6.7/B
EmMktFixIncS	EB	8.76	+2.0	+1.6	+4.5/D
EmMktsEqS	EM	18.63	+3.7	+3.6	+14.4/A
Eq500IdxInstl	LB	179.22	-1.0	+3.6	+12.7/A
Eq500IdxS	LB	176.36	-1.0	+3.6	+12.6/A
GNMAS	GI	13.33	+.6	...	+.9/C
GlbHiIncInstl	HY	6.49	+1.4	+3.1	+7.2/B
GlbIncBldrA m	IH	8.70	+.8	+3.6	+7.8/A
GlbSmCpA m	SW	25.63	+2.4	+6.9	+2.9/E
GlbSmCpS	SW	27.49	+2.4	+6.9	+3.2/E
HiCoGlBdS	IB	8.84	+1.0	+.6	+2.3/D
HiIncA m	HY	4.54	+1.3	+3.2	+6.8/C
HlthWllnssS	SH	36.06	-2.0	+2.7	+6.9/C
IntlGrS	FG	30.20	+1.8	+4.8	+5.3/D
IntmTaxFrS	MI	11.55	+.7	+.2	+1.2/D
LgCpFocGrS	LG	43.72	+.3	+4.9	+12.6/C
LtnAmrcEqS	LS	27.48	+12.9	+9.2	+25.6/A
MATxFrS	MT	13.97	+.7	+.1	+1.6/B
MgdMuniBdA m	ML	8.89	+.6	+.2	+1.5/D
MgdMuniBdS	ML	8.91	+.8	+.2	+1.7/D
MltAstCnsrvAlS	CA	12.40	+.5	+2.2	+4.1/E
MltAstGlbAllcS	IH	14.47	+1.7	+3.4	+3.5/E
MltsecIncA m	MU	4.30	+.9	+1.7	+2.7/E
NYTxFrIncA m	MY	10.42	+.8	+.3	+1.5/C
NYTxFrIncS	MY	10.41	+.9	+.2	+1.8/B
RlEsttSecA m	SR	19.55	-4.3	+3.4	+5.1/B
SP500IdxS	LB	28.08	-1.0	+3.7	+12.6/B
SciandTechA m	ST	19.42	-1.2	+3.9	+17.1/D
ShrtDurS	CS	8.51	+.2	+.2	+1.9/B

Name	Obj	NAV	4-wk Rtn	YTD Rtn	3-yr Rtn/Rk
ShrtTrmMnBdIns	MS	9.99	+.4	+.1	+.9/C
SmCpCorS	SB	27.16	+.9	+7.8	+11.7/B
StratHYTxFrA m	HM	11.73	+.3	+.1	+1.9/E
StratHYTxFrS	HM	11.74	+.3	+.1	+2.1/E
TotRetBdA m	CI	10.21	+.7	+.7	+2.0/C
TotRetBdS	CI	10.21	+.8	+.7	+2.3/B
WldDivS	WS	27.78	+1.7	+4.3	+5.4/E
Diamond Hill					
AllCpSell	LB	13.58	+1.2	+6.8	+10.4/D
CorpCrdtA m	HY	10.97	+.8	+1.9	+7.3/B
CorpCrdtI	HY	10.94	+.9	+1.9	+7.6/B
LgCpA m	LV	23.61	-1.6	+3.1	+10.9/B
LgCpC m	LV	22.35	-1.7	+3.1	+10.1/C
LgCpI	LV	23.76	-1.6	+3.2	+11.2/B
LgCpY	LV	23.77	-1.6	+3.2	+11.3/A
LngShrtA m	LO	23.44	+.3	+2.9	+5.3/B
LngShrtC m	LO	20.75	+.2	+2.8	+4.5/B
LngShrtI	LO	24.00	+.3	+2.9	+5.6/B
SmCpA m	SV	29.30	-.2	+6.4	+6.4/E
SmCpI	SV	29.77	-.2	+6.4	+6.7/E
SmCpY	SV	29.80	-.2	+6.4	+6.8/E
SmMidCpI	MV	19.88	...	+6.0	+8.3/D
Dodge & Cox					
Bal	MA	95.95	-.7	+2.9	+10.3/A
GlbStk	WS	11.60	+1.6	+5.2	+12.1/A
Inc	CI	13.30	+.9	+.3	+3.2/A
IntlStk	FV	38.83	+3.5	+5.2	+8.1/A
Stk	LV	180.26	-1.1	+4.3	+14.2/A
Dominion					
ImpactBdInv m	CI	10.89	+.8	+.2	+1.9/C
ImpactEqInstl d	LB	19.38	-.6	+3.7	+9.2/E
ImpactEqInv m	LB	19.44	-.6	+3.7	+8.8/E
ImpactIntlEqInv m	FV	7.42	+3.0	+4.4	+6.0/B
DoubleLine					
CorFII	CI	10.65	+.9	+.4	+2.8
CorFIN b	CI	10.64	+.8	+.4	+2.5
EmMktsFII	EB	10.07	+1.3	+1.2	+6.9
EmMktsFIN b	EB	10.07	+1.3	+1.2	+6.7
FltngRtI d	BL	9.67	NA	NA	NA
FltngRtN m	BL	9.69	NA	NA	NA
LowDurBdI	CS	9.90	+.3	+.2	+2.3
LowDurBdN b	CS	9.90	+.2	+.3	+2.1
MltAsstGrA m	TV	8.67	+.1	+2.7	+6.1
MltAsstGrI d	TV	8.70	+.1	+2.6	+6.4
TtlRetBdI	CI	10.41	+.6	-.1	+2.3/B
TtlRetBdN b	CI	10.40	+.5	-.1	+2.0/C
Dreyfus					
AMTFMnBdA f	MI	13.81	+.7	+.3	+1.6/B
AMTFMnBdZ	MI	13.82	+.8	+.3	+1.9/B
ActvMidCpA f	MB	50.37	+.4	+4.7	+6.6/E
Apprec,IncInv	LB	28.36	-2.2	+2.3	+11.3/C
BalOppA f	MA	20.44	-.7	+2.4	+7.9/B
BdMktIdxInv b	CI	10.01	+.9	...	+1.4/D
BstnCoSmCpValI	SB	18.78	+.1	+6.3	+13.5/A
BstnCoSmMdCpGrI	MG	19.40	+1.6	+7.7	+16.9/A
CAAMTFMnBdA f	MF	14.53	+.5	+.1	+1.3/C
CAAMTFMnBdZ	MF	14.53	+.5	+.1	+1.5/C
ConnecticutA f	SI	11.44	+.8	+.2	+1.0/D
DiscpStk b	LB	30.03	-1.1	+3.7	+11.9/B
DynTtlRetA f	AM	14.75	-.4	+1.7	+1.5/C
DynTtlRetC m	AM	13.74	-.5	+1.7	+.7/D
DynTtlRetI	AM	15.13	-.4	+1.7	+1.8/C
EmMktsA m	EM	9.61	+4.1	+3.8	+12.0/B
GrandInc	LG	18.24	-.7	+4.0	+11.9/D
HYA m	HY	5.88	+1.0	+3.3	+6.4/C
HYI	HY	5.88	+.8	+3.3	+6.6/C
HYMuniBdZ b	HM	12.04	+.2	-.1	+4.5/A
InCorpd	LG	10.79	-1.7	+3.1	+11.9/D
InsSP500StkIdxI	LB	49.76	-1.4	+3.6	+12.6/A
IntlBdA f	IB	14.58	+2.6	+1.3	+2.4/D
IntlStkI	FG	17.40	+1.8	+2.5	+10.3/A
IntlStkIdxInv	FB	15.66	+1.8	+4.2	+6.4
IntrmMnBd	MI	13.30	+.8	+.4	+1.5/C
LgCpEqI	LG	18.45	-1.1	+3.8	+13.2/C
MassachusettsZ	MT	11.31	+.8	+.2	+1.1/C
MidCpIdxInvs	MB	30.48	-.4	+5.9	+11.7/A
MnBd	MI	11.48	+.6	+.2	+1.7/B
MnBdOppA f	MI	12.63	+.7	+.2	+1.7/B
MnBdOppZ	MI	12.63	+.7	+.2	+1.7/B
NJMnBd,IncA f	MJ	12.55	+.7	+.2	+2.1/C
NYAMTFMnBdA f	MN	14.51	+.7	+.3	+1.3/C
NYTxExBd	MN	14.46	+.7	+.3	+1.5/B
NatrlResA f	SN	27.87	+2.5	+7.3	+11.8/A
OppcMidCpValA f	MB	22.55	+.5	+7.8	+8.9/C
OppcSmCpInv	SG	25.08	-1.0	+8.8	+12.0/D
PennsylvaniaA f	MP	15.74	+.7	+.2	+2.0/B
RsrchGr,IncZ	LG	13.79	...	+4.3	+12.5/D
SP500Idx	LB	45.56	-1.5	+3.6	+12.3/B
ShrtIntermMnBdD b	MS	12.82	+.4	+.1	+.6/D
ShrtTrmIncD	CS	9.95	+.7	+.3	+.8/E
SmCpStkIdxInvs	SB	26.97	+.2	+6.5	+13.9/A
StandishGlbFII	IB	20.49	+.9	+.5	+2.0/D
StratValA f	LV	31.81	-1.6	+3.5	+10.4/C
StratValI	LV	31.94	-1.5	+3.5	+10.7/B
StructMidCpA f	MB	24.57	+.3	+4.9	+8.1/D
StructMidCpI	MB	25.12	+.3	+4.9	+8.3/D
SustUSEqZ	LB	10.66	-1.8	+2.8	+9.7/D
T/STtlRetBdI	MI	22.67	+.8	+.3	+1.7/B
TechGrA f	ST	39.37	+1.4	+5.3	+19.0/C
TxMgdGrA m	LB	24.94	-2.8	+2.3	+10.2/D
USMortgZ b	GI	14.52	+.7	+.1	+.6/D
UltraShrtIncZ	UB	10.07	+.2	...	+1.0/E
WldwideGrA f	WS	44.26	-1.7	+2.5	+10.4/B
WldwideGrC m	WS	38.29	-1.8	+2.5	+9.6/B
Driehaus					
ActvInc	XS	9.42	...	+1.1	+2.3/D
EmMktsGrInv d	EM	32.84	+3.6	+3.3	+11.6/B
sEvnDrv	AM	10.58	+5.8	+5.9	+5.4/A
Dupree					
MtKntckyTFInc	SI	7.60	+.8	+.2	+1.6/A
MtKntckyTFSM	SS	5.24	+.7	+.2	+.7/D
MtNrthCrlnTFInc	SI	11.32	+.6	+.1	+1.4/B
MtTnnssTFInc	SI	11.20	+.5	+.1	+1.3/B
EP					
EmMktsSmCoA m	EM	10.01	+2.7	+1.5	+5.7/E
Eaton Vance					
AMTFreeMuniIncA m	ML	8.87	+.5	+.2	+1.8/C
AmtFreeMuniIncI	ML	9.69	+.6	+.2	+2.1/B
AtIntCptSMIDCA m	MG	27.69	-1.7	+3.2	+12.8/B
AtIntCptSMIDCI	MG	30.80	-1.7	+3.3	+13.1/B
BalA m	MA	8.46	-.7	+2.2	+6.6/D
BalC m	MA	8.49	-.8	+2.0	+5.7/E
CAMnOpA m	MF	10.24	+.6	+.2	+1.8/A
CnctctMnIncA m	SL	9.94	+.7	+.2	+1.7/B
DivBldrA m	LB	12.81	-2.3	+2.6	+10.0/D
DivBldrC m	LB	12.89	-2.3	+2.6	+9.2/E
DivBldrI	LB	12.80	-2.2	+2.6	+10.3/D
FltngRtA m	BL	9.18	+.5	+2.3	+5.9/A
FltngRtAdv b	BL	8.87	+.4	+2.3	+5.9/B
FltngRtAdvtgA m	BL	10.70	+.6	+2.9	+6.8/A
FltngRtAdvtgAdv b	BL	10.70	+.6	+3.0	+6.8/A
FltngRtAdvtgC m	BL	10.68	+.5	+2.9	+6.3/A
FltngRtC m	BL	8.86	+.3	+2.3	+5.1/C
FltngRtHiIncA m	BL	9.23	+.5	+2.4	+6.0/A
FltngRtHiIncAdv b	BL	8.68	+.5	+2.4	+6.0/A
FltngRtHiIncC m	BL	8.66	+.4	+2.3	+5.2/B
FltngRtHiIncI	BL	8.68	+.5	+2.3	+6.2/A
FltngRtInstl	BL	8.88	+.5	+2.3	+6.2/A
FltngRtMuniIncA m	MS	9.83	+.1	...	+1.1/B
GlbIncBldrA m	IH	8.38	+.9	+3.5	+5.9/C
GlbIncBldrC m	IH	8.29	+.9	+3.5	+5.1/D
GlbMcrAbRtA m	NT	8.55	+.6	+.4	+1.5/D
GlbMcrAbRtI	NT	8.53	+.6	+.4	+1.8/D
GovtOppsA m	GS	6.09	+.3	+.1	+.8/B
GovtOppsC m	GS	6.08	+.2	+.1	+.1/E
GrA m	LG	24.90	+1.4	+5.5	+13.3/C
GreaterChinaGrA m	CH	21.20	+2.5	+1.9	+15.2/A
GreaterIndiaA m	EI	31.92	+5.4	-.3	+11.2/A
HYMuniIncA m	HM	8.79	+.6	+.1	+3.2/C
HYMuniIncC m	HM	8.14	+.5	+.2	+2.5/D
HiIncOppsA m	HY	4.27	+1.2	+3.0	+6.2/D
HiIncOppsC m	HY	4.28	+1.3	+3.2	+5.4/E
IncofBostonA m	HY	5.43	+1.3	+3.0	+6.3/C
IncofBostonC m	HY	5.44	+1.2	+2.9	+5.5/D
IncofBostonI	HY	5.43	+1.3	+3.0	+6.5/C
LgCpValA m	LV	17.13	-1.4	+3.8	+9.0/D
LgCpValC m	LV	17.14	-1.6	+3.8	+8.1/E
LgCpValI	LV	17.20	-1.4	+3.8	+9.2/D
LgCpValR b	LV	17.08	-1.4	+3.8	+8.7/D
MAMnIncA m	MT	8.66	+.7	+.2	+1.1/C
MnstMnIncA m	SM	9.27	+.8	+.3	+1.3/D
MsrMnIncA m	SL	9.22	+.6	+.2	+1.9/A
NYMuniIncA m	MY	9.87	+.6	+.2	+1.6/C
NYMuniIncC m	MY	9.88	+.7	+.3	+.9/E
NYMuniOppsA m	MN	9.69	+.7	+.2	+1.2/C
NrthCrlnMnIncA m	SL	8.79	+.6	+.2	+1.4/C
NtnlLtdMtMnIncA m	MI	9.69	+.5	+.2	+1.2/D
NtnlLtdMtMnIncC m	MI	9.09	+.5	+.2	+.4/E
NtnlMnIncA m	ML	9.66	+.4	...	+2.4/B
NtnlMnIncC m	ML	9.66	+.3	...	+1.6/D
NtnlMnIncI	ML	9.66	+.4	...	+2.7/A
NwJrsyMnIncA m	MJ	9.07	+.7	+.2	+2.2/C
OhioMuniIncA m	MO	8.81	+.8	+.3	+1.7/B
OregonMuniIncA m	SL	8.44	+.9	+.3	+2.3/A
PnsylvnMnIncA m	MP	8.45	+.7	+.2	+1.5/D
ShrtDrGovtIncA m	GS	8.18	...	+.1	+1.7/A
ShrtDrGovtIncC m	GS	8.19	...	+.1	+1.1/A
ShrtDrMuniOppsA m	MS	9.97	+.5	+.2	+2.0/A
ShrtDrStratIncA m	NT	7.07	+.4	+1.3	+3.1/C
ShrtDrStratIncC m	NT	6.67	+.3	+1.4	+2.3/D
SthCrlnMnIncA m	SL	9.06	+.6	+.2	+1.9/A
TABSShTrmMnBdA m	MS	10.31	+.7	+.3	+.5/E
TABSShTrmMnBdI	MS	10.31	+.7	+.3	+.7/D
TxMgdEqAstAlcA m	XM	19.32	-.4	+4.0	+10.0/B
TxMgdEqAstAlcC m	XM	17.98	-.5	+3.9	+9.1/C
TxMgdGlbDivIncA m	WS	11.40	+.8	+4.1	+6.1/E
TxMgdGlbDivIncC m	WS	11.36	+.6	+4.0	+5.3/E
TxMgdGr10	LG	1116.39	-.9	+3.8	+12.1/D
TxMgdGr11A m	LG	49.96	-.9	+3.8	+11.8/D
TxMgdGr11C m	LG	44.89	-1.0	+3.7	+10.9/E
TxMgdGr12A m	LG	22.46	-1.0	+3.7	+11.6/D
TxMgdGr12C m	LG	21.87	-1.0	+3.7	+10.7/E
TxMgdMltCpGrA m	LG	27.87	+1.5	+6.2	+13.5/C
TxMgdSmCpA m	SG	23.02	-1.4	+4.1	+12.8/D
TxMgdValA m	LV	25.36	-1.8	+3.5	+9.9/C
TxMgdValC m	LV	24.39	-1.9	+3.4	+9.1/D
TxMgdValI	LV	25.23	-1.8	+3.5	+10.2/C
VrgnMnIncA m	SL	7.70	+.6	+.2	+1.8/B
WldwideHlthSciA m	SH	10.71	-.8	+3.2	+5.0/D
WldwideHlthSciC m	SH	10.84	-.9	+3.1	+4.2/E
Edgar Lomax					
Val	LV	12.77	-2.4	+2.4	+13.4/A
Edgewood					
GrInstl	LG	30.07	-.3	+4.4	+17.1/A
Elfun					
Divers	MA	17.46	+.8	+2.6	+7.1/C
Inc	CI	11.05	+1.1	+.4	+2.1/C
IntlEq	FG	19.16	+1.9	+3.5	+4.5/D
Trusts	LG	52.05	-1.3	+3.8	+12.7/C
TxExInc	ML	11.20	+.7	+.2	+1.8/C
Emerald					
BnkngFinA m	SF	29.99	-4.5	+3.2	+8.5/C
GrA m	SG	22.74	+2.8	+9.0	+14.2/C
EuroPac					
GoldA m	SP	7.72	+8.3	+.9	+17.8/A
IntlBdA m	IB	8.31	+2.2	+1.6	+3.7/B
IntlDivIncA m	FV	7.62	+3.1	+4.1	+6.0/B
IntlValA m	FV	6.91	+3.9	+4.4	+7.9/A

Name	Obj	NAV	4-wk Rtn	YTD Rtn	3-yr Rtn/Rk
Evermore					
GlbValInstl d	SW	12.73	+3.2	+8.2	+8.1/D
FAM					
EqIncInv	MB	30.71	-1.1	+3.3	+14.3/A
ValInv	MG	68.59	-.1	+3.5	+11.7/C
FDP					
BKCptlApprInvA m	LG	12.98	-.1	+5.0	+12.7/C
BKEqDivInvA m	LV	11.07	-1.0	+3.3	+11.6/A
BKInstlInvA m	FB	11.25	+2.2	+5.8	+3.7/E
BRCorAlpBdInvA m	MU	9.85	+1.0	+.1	+1.9
FMI					
CommonStk	MB	23.03	-.1	+4.3	+11.3/B
LgCp	LB	17.81	+.3	+3.4	+12.6/B
FPA					
Cptl	MV	29.58	+.8	+9.6	+4.7/E
Crescent d	MA	30.62	+1.6	+3.7	+6.9/C
NewInc	CS	9.88	+.3	+.1	+2.5/A
Paramount	WS	18.94	+3.4	+4.7	+13.0/A
USVal	LB	9.21	-.9	+4.2	+2.3/E
Fairholme Funds					
FcdInc	HY	9.95	+1.6	+1.2	+7.9/A
Fund d	LV	15.91	+2.9	+5.1	+.5/E
Federated					
AbsRetA f	NE	8.49	+.8	+.8	-5.5/E
AdjstblRtScIns	GS	9.63	+.2	...	+.8/B
BdA f	TW	8.77	+.8	+.9	+4.1/A
BdC m	TW	8.83	+.7	+.9	+3.2/C
BdF f	TW	8.85	+.8	+.9	+4.0/A
BdInstl	TW	8.78	+.9	+1.0	+4.3/A
CloverSmValA f	SV	18.53	-.8	+6.5	+8.4/D
CloverSmValIns	SV	18.56	-.8	+6.5	+8.6/D
CptlIncA f	CA	7.45	+.2	+2.8	+5.2/C
CptlIncB m	CA	7.46	+.1	+2.8	+4.4/E
CptlIncC m	CA	7.45	+.1	+2.8	+4.4/E
CptlIncF f	CA	7.44	...	+2.8	+5.2/C
CptlIncInstl	CA	7.45	+.1	+2.6	+5.4/C
EqInc,IncA f	LV	19.35	-1.3	+4.1	+7.8/E
EqInc,IncF m	LV	19.36	-1.3	+4.1	+7.5/E
EqInc,IncInstl	LV	19.34	-1.3	+4.1	+8.1/E
FltngRStrIncA m	BL	9.76	+.6	+2.1	+4.2/D
FltngRStrIncIns	BL	9.75	+.5	+2.0	+4.6/D
GlbAllcA f	IH	17.92	+.9	+2.8	+5.8/C
GlbAllcC m	IH	17.40	+.8	+2.8	+5.0/D
GlbAllcInstl	IH	18.02	+.9	+2.8	+6.1/C
GlbAllcR b	IH	17.79	+.8	+2.8	+5.3/D
GlbTtlRetBdA m	IB	9.59	+1.9	+.5	+.8/E
GvtIncIns	GI	9.90	+.8	...	+1.0/B
GvtIncSecIncF f	GI	8.55	+.7	-.1	+.8/C
GvtUltShrDrIns	UB	9.88	+.2	...	+1.1/E
GvtUltShrDrSvc	UB	9.88	+.2	...	+1.0/E
HYTrustSvc d	HY	6.40	+1.3	+4.1	+7.3/B
HiIncBdA x	HY	7.16	+1.1	+3.3	+6.9/B
HiIncBdC x	HY	7.15	+1.2	+3.4	+6.1/D
InsHYBdIns d	HY	9.47	+1.3	+3.5	+7.6/B
IntermCorpBdIns	TW	8.77	+.5	...	+2.3/E
IntermMuniSvc	MI	9.89	+.8	+.4	+1.5/C
IntlLeadersA f	FB	29.93	+2.2	+4.0	+3.2/E
IntlLeadersC m	FB	27.98	+2.2	+4.0	+2.4/E
IntlLeadersIns	FB	29.92	+2.3	+4.0	+3.4/E
IntlSmMidCoA m	FR	29.71	+2.1	+5.8	+4.3/D
IntlStrVlDvA f	FV	3.31	+2.8	+4.7	+3.5/D
IntlStrVlDvC m	FV	3.27	+2.5	+4.5	+2.6/E
IntlStrVlDvIns	FV	3.31	+2.8	+4.4	+3.8/D
KaufLCA f	LG	22.10	+.6	+4.6	+12.9/C
KaufLCC m	LG	20.10	+.6	+4.6	+12.0/D
KaufLCIns	LG	22.72	+.6	+4.7	+13.2/C
KaufLCR b	LG	20.97	+.5	+4.6	+12.4/D
KaufmannA m	MG	5.31	+1.3	+5.4	+15.9/A
KaufmannB m	MG	4.26	+1.4	+5.4	+15.4/A
KaufmannC m	MG	4.25	+1.4	+5.5	+15.4/A
KaufmannR m	MG	5.33	+1.5	+5.5	+16.0/A
KaufmannSmCpA m	SG	34.60	+1.5	+6.6	+22.1/A
KaufmannSmCpC m	SG	29.50	+1.4	+6.6	+21.4/A
KaufmannSmCpR b	SG	34.77	+1.5	+6.6	+22.1/A
MDTAllCpCorA f	LV	25.80	-.2	+4.5	+13.6/A
MDTAllCpCorIns	LV	26.10	-.2	+4.6	+14.0/A
MDTBalA f	MA	16.88	+.3	+3.0	+8.0/B
MDTBalInstl	MA	16.91	+.3	+3.0	+8.3/A
MDTLgCpGrA f	LB	17.55	+.1	+5.1	+14.7/A
MDTLgCpValInstl	LV	24.75	-.9	+3.8	+10.8/B
MDTLgCpValSvc	LV	24.77	-1.0	+3.8	+10.6/B
MDTMidCpGrA f	MB	35.58	+1.3	+6.1	+14.8/A
MDTMidCpGrInstl	MB	36.70	+1.3	+6.0	+15.0/A
MDTSmCpCorInstl	SB	18.23	-.2	+6.8	+17.5/A
MDTSmCpGrA f	SG	21.30	+.9	+7.6	+18.3/A
MDTSmCpGrInstl	SG	22.25	+.9	+7.6	+18.5/A
MlIntrmMnA f	SI	10.94	+.8	+.2	+1.0/D
MaxCpIdxInstl	LB	8.80	-1.3	+3.8	+12.7/A
MaxCpIdxR b	LB	8.65	-1.4	+3.7	+11.9/B
MaxCpIdxvc b	LB	8.66	-1.4	+3.7	+12.3/B
MidCpIdxSvc	MB	18.63	-.3	+5.9	+11.6/A
MnHYAdvtgA f	HM	8.70	+.3	...	+2.8/D
MnHYAdvtgC m	HM	8.70	+.3	...	+2.0/E
MnHYAdvtgF f	HM	8.70	+.3	...	+2.8/D
MnStkAdvtgA f	CA	12.22	-.2	+1.8	+5.1/C
MnStkAdvtgAC m	CA	12.20	-.2	+1.8	+4.3/E
MnStkAdvtgAF f	CA	12.22	-.1	+1.9	+5.1/C
MnStkAdvtgAIns	CA	12.22	-.1	+1.9	+5.4/C
MnUltraShrtA m	MS	9.98	+.1	...	+.7/D
MnUltraShrtIns	MS	9.98	+.2	...	+1.1/A
MortgInstl	CI	9.36	+.9	...	+1.7/D
MuniBdA f	ML	10.21	+.6	+.2	+1.6/D
OhioMuniIncA f	MO	10.94	+.7	+.2	+1.6/C
OhioMuniIncF m	MO	10.95	+.7	+.3	+1.5/C
PEMnIncA f	MP	10.66	+.7	+.2	+1.9/C
PrudentBearA f	BM	14.22	+.7	-3.1	-14.3/B
PrudentBearIns	BM	14.57	+.7	-3.2	-14.1/B
ShIntTtRtBdIns	CS	10.13	+.6	+.2	+1.9/B
ShrtIntrmDrMnA m	MS	10.19	+.2	+.1	+.6/D
ShrtIntrmDrMnIn	MS	10.19	+.3	+.1	+1.1/B
ShrtTrmIncA m	CS	8.42	+.3	+.1	+1.0/D
ShrtTrmIncIns	CS	8.42	+.4	+.1	+1.7/B
ShrtTrmIncSvc	CS	8.42	+.3	+.2	+1.6/B
StratIncA f	MU	8.63	+1.6	+2.6	+5.4/B
StratIncC m	MU	8.62	+1.5	+2.6	+4.6/C
StratIncF f	MU	8.57	+1.6	+2.6	+5.4/B
StratValDivA f	LV	5.32	-2.7	+2.5	+6.7/E
StratValDivC m	LV	5.33	-2.8	+2.5	+5.9/E
StratValDivIns	LV	5.35	-2.7	+2.5	+7.0/E
StrtgcIncIS	MU	8.58	+1.6	+2.6	+5.7/A
TtlRetBdA m	CI	10.47	+.9	+.4	+2.2/B
TtlRetBdC m	CI	10.47	+.8	+.3	+1.7/D
TtlRetBdInstl	CI	10.47	+.9	+.4	+2.8/A
TtlRetBdR b	CI	10.47	+.9	+.4	+2.0/C
TtlRetBdSvc b	CI	10.47	+.9	+.4	+2.5/B
TtlRetGovtBdIns	GI	10.59	+.9	-.2	+1.3/A
TtlRetGovtBdSvc b	GI	10.59	+.9	-.1	+.9/B
USGvtSc13YrsIns	GS	10.16	+.5	...	+.6/C
USGvtSc13YrsY	GS	10.16	+.5	...	+.7/C
USGvtSc25YrIns	GS	10.63	+.9	-.1	+.5/D
UltraShrtBdA m	UB	9.06	+.2	+.2	+1.2/D
UltraShrtBdIns	UB	9.05	+.1	+.1	+1.8/B
UltraShrtBdSvc b	UB	9.06	+.2	+.2	+1.3/D
forUSGovtSecA f	GI	7.16	+.8	...	+.8/C
Fidelity					
500IdxInsPrm	LB	90.27	-1.4	+3.6	+12.8/A
AllSectorEq	LG	8.93	-.9	+4.4	+12.2/D
ArizonaMuniInc	SL	11.87	+.8	+.3	+1.7/B
AsstMgr20%	XY	12.82	+.6	+1.0	+4.0/C
AsstMgr30%	XY	10.53	+.6	+1.5	+5.0/B
AsstMgr40%	CA	10.95	+.7	+2.0	+5.8/B
AsstMgr50%	CA	16.83	+.6	+2.4	+6.6/A
AsstMgr60%	MA	11.56	+.6	+2.9	+7.4/B
AsstMgr70%	MA	20.11	+.5	+3.4	+8.2/A
AsstMgr85%	AL	17.46	+.4	+4.1	+9.4/A
BCGrowth	LG	88.38	+3.1	+5.2	+16.6/A
BCGrowth	LG	13.34	+4.5	+5.2	+17.9/A
BCGrowthK	LG	88.49	+3.1	+5.2	+16.7/A
Balanced	MA	21.28	-.1	+3.1	+8.8/A
BalancedK	MA	21.28	-.1	+3.1	+8.9/A
BlueChipVal	LV	18.16	-.9	+3.4	+8.3/E
CALtdTrmTFBd	SS	10.53	+.5	+.2	+.9/B
CAMuniInc	MC	12.68	+.8	+.2	+1.9/C
Canada	MQ	46.68	+3.1	+6.6	+10.1/C
Cap&Inc	HY	9.45	+1.6	+4.3	+7.3/B
ChinaRegion	CH	30.61	+2.7	+3.9	+11.1/C
CmdtyStrat	BB	4.66	-3.5	+3.6	+1.9/D
CnncticutMunInc	SL	11.23	+.9	+.3	+1.3/C
CnsrvIncMnBd	MS	10.02	+.2	...	+.9/C
CnsrvIncMnBdIns	MS	10.02	+.2	...	+1.0/B
Contrafund	LG	11.50	+.3	+4.5	+14.3/B
ContrafundK	LG	11.51	+.4	+4.5	+14.4/B
ConvertibleSecs	CV	26.12	+1.0	+4.1	+7.8/D
CorpBd	TW	11.00	+1.0	+.4	+3.4/C
CptlApprec	LG	30.88	-.4	+4.0	+10.8/E
CptlApprecK	LG	30.94	-.4	+4.1	+10.9/E
DisciplinedEq	LB	31.73	-1.6	+4.1	+8.7/E
DisciplinedEqK	LB	31.66	-1.6	+4.0	+8.8/E
DivGro	LB	26.27	-1.2	+3.8	+9.9/D
DivGroK	LB	26.24	-1.1	+3.8	+10.0/D
DiversIntl	FG	32.80	+2.4	+3.6	+4.6/D
DiversIntlK	FG	32.73	+2.5	+3.6	+4.7/D
EmMkts	EM	27.87	+5.0	+4.7	+12.0/B
EmMktsDbt	EB	9.35	+1.9	+1.6	+7.6/A
EmMktsDiscovery	EM	12.63	+5.1	+3.3	+10.4/C
EmMktsK	EM	27.87	+5.0	+4.7	+12.2/B
EmergEMEA	EM	9.24	+5.2	+5.5	+16.4/A
EmergMketsOpps	EM	17.13	+5.8	+4.3	+13.8/A
EmergingAsia	PJ	37.93	+3.7	+2.5	+12.7/B
EqDividendInc	LV	22.88	-.6	+4.3	+9.8/C
EqDividendIncK	LV	22.87	-.6	+4.3	+10.0/C
EqIncome	LV	52.71	-1.0	+3.5	+10.4/B
EqIncomeK	LV	52.67	-1.0	+3.5	+10.5/B
Europe	ES	33.00	+4.0	+5.1	+4.5/B
ExMktIdxInPr	MB	56.64	+.4	+6.6	+12.6/A
ExprtMltntnl	LB	18.74	-1.4	+3.6	+10.6/D
ExprtMltntnlK	LB	18.69	-1.3	+3.5	+10.7/D
Fidelity	LG	41.40	-1.2	+3.0	+10.6/E
FidelityK	LG	41.38	-1.2	+3.0	+10.7/E
FltngRtHiInc	BL	9.42	+.9	+2.5	+5.4/B
FltngRtHiInc	BL	9.23	+.9	+2.5	+6.3/A
FocedHiInc	HY	8.30	+1.5	+3.1	+5.9/D
FocusedStock	LG	21.56	-1.1	+3.2	+16.6/A
FourinOneIdx	AL	41.80	+.4	+3.6	+9.7/A
Frdm 2005	TA	11.75	+1.0	+1.4	+5.8/C
Frdm 2010	TA	14.71	+1.1	+1.7	+6.6/A
Frdm 2015	TD	12.10	+1.2	+2.2	+7.4/A
Frdm 2020	TE	15.04	+1.3	+2.5	+7.9/A
Frdm 2025	TG	13.11	+1.4	+2.8	+8.4/A
Frdm 2030	TH	16.20	+1.4	+3.3	+9.6/A
Frdm 2035	TI	13.51	+1.4	+3.9	+10.3/A
Frdm 2040	TJ	9.43	+1.4	+4.2	+10.3/A
Frdm 2045	TK	10.70	+1.4	+4.2	+10.3/A
Frdm 2050	TN	10.77	+1.4	+4.2	+10.3/A
Frdm 2055	TL	12.25	+1.4	+4.2	+10.3/B
Frdm Inc	RI	11.09	+.9	+1.0	+4.6/C
FrdmIdx2055Inv	TL	14.21	+.4	+3.7	+10.4/A
GNMA	GI	11.20	+.8	+.1	+1.2/A
GlbCmdtyStk	SN	11.85	+3.3	+5.8	+15.5/A
GlbHiInc	HY	9.13	+1.4	+2.4	+6.8/C
GlbexUSIdxInsPr	FB	11.84	+3.5	+4.2	+8.6/A
GlobalEqIncome	WS	12.57	-.1	+3.1	+6.9/E
GlobalexUSIdx	FB	11.56	+3.5	+4.3	+8.7/A
GovernmentInc	GI	10.04	+.9	-.1	+1.0/B
GrDiscv	LG	32.58	+.6	+4.9	+15.0/A
GrDiscvK	LG	32.60	+.6	+4.9	+15.1/A
GrStrategies	MG	39.56	-.1	+4.2	+8.9/E
GrStrategiesK	MG	39.83	...	+4.2	+9.1/E

Continued on **next page**

Continued from **previous page**

Mutual Funds

Name	Obj	NAV	4-wk Rtn	YTD Rtn	3-yr Rtn/Rk
GroCo	LG	15.07	+1.2	+6.7	+17.3/A
GroCo	LG	17.07	+1.0	+6.6	+16.7/A
GroCoK	LG	17.08	+1.0	+6.6	+16.8/A
Growth&Inc	LB	34.92	-1.1	+4.4	+11.5/C
Growth&IncK	LB	34.89	-1.1	+4.4	+11.6/C
HighIncome	HY	8.53	+1.3	+3.4	+8.3/A
Independence	LG	32.28	-.8	+4.7	+10.0/E
IndependenceK	LG	32.28	-.8	+4.6	+10.1/E
IntermediateBd	CI	10.58	+.8	...	+1.7/D
InternationalVa	FV	7.60	+3.4	+4.5	+2.8/E
IntlCptlApprec	FG	18.50	+2.8	+3.8	+8.3/B
IntlDiscv	FG	37.81	+2.0	+3.7	+4.4/E
IntlEnhIdx	FV	8.82	+4.1	+4.4	+7.3/A
IntlGr	FG	13.93	+3.5	+4.0	+7.4/B
IntlGr	FG	12.47	+3.4	+3.8	+7.1/B
IntlIdxInstlPrm	FB	37.87	+3.2	+4.2	+7.0/B
IntlRlEstt	GR	11.07	+1.7	+3.2	+8.1/A
IntlSmCp	FQ	24.68	+3.1	+4.2	+9.7/A
IntlSmCp	FR	14.57	+2.8	+3.4	+7.5/B
IntlSmCpOpps	FR	16.68	+2.6	+3.3	+7.6/B
IntlVal	FV	8.99	+3.4	+4.5	+3.3/E
IntrmGovtInc	GI	10.31	+.8	-.1	+.8/C
IntrmMuniInc	MI	10.26	+.8	+.3	+1.7/B
InvmGradeBd	CI	10.88	+.9	+.1	+2.6/A
InvmGradeBd	CI	7.68	+1.0	+.2	+2.8/A
Japan	JS	13.59	+.5	+3.7	+7.4/B
JapanSmlrCo	JS	15.70	-.3	+3.7	+10.0/A
LargeCapStock	LB	28.33	-.8	+5.0	+12.4/B
LargeCapValIdx	LV	11.55	-1.8	+3.6	+10.4/B
LatinAmerica	LS	23.47	+13.9	+9.5	+18.5/D
LgCpCorEnhIdx	LB	13.68	-.9	+3.6	+12.7/A
LgCpGrEnhIdx	LG	17.59	-.2	+4.3	+13.6/C
LgCpValEnhIdx	LV	11.82	-1.7	+3.6	+11.1/B
LimitedTermGov	GS	9.84	+.7	-.1	+.6/C
LowPrStk	MV	45.40	+.7	+4.6	+9.0/C
LowPrStkK	MV	45.35	+.7	+4.6	+9.1/C
LtdTrmMuniInc	MS	10.49	+.5	+.2	+1.0/B
LvrgdCoStk	MB	25.85	+2.2	+8.0	+8.2/D
LvrgdCoStkK	MB	25.92	+2.2	+8.0	+8.3/C
MAMunicipalInc	MT	11.92	+.7	+.1	+1.6/A
Magellan	LG	9.36	-.9	+4.3	+12.0/D
MagellanK	LG	9.34	-1.0	+4.4	+12.1/D
MegaCapStock	LB	14.05	-1.1	+4.0	+11.4/C
MichiganMuniInc	SL	11.99	+.8	+.2	+1.9/A
MidCapStock	MG	31.88	-.5	+4.6	+12.5/C
MidCapStockK	MG	31.89	-.5	+4.6	+12.6/C
MidCapValue	MV	20.26	+.9	+6.2	+6.4/E
MidCpEnhIdx	MV	13.23	+.3	+5.4	+10.1/B
MinnesotaMnInc	SM	11.43	+.8	+.2	+1.6/B
MortgageSecs	CI	10.96	+.9	...	+1.4/D
MryIndMuniInc	SL	11.18	+.9	+.3	+1.8/B
MuniInc	ML	12.77	+.8	+.2	+2.2/B
MuniInc2019	MS	10.56	+.2	...	+.9/C
NJMunicipalInc	MJ	11.72	+1.0	+.3	+2.6/A
NYMuniInc	MY	12.91	+.9	+.2	+1.7/C
NasdCmpIdx	LG	90.51	-.6	+5.2	+15.6/A
NewMillennium	LB	32.63	-.2	+4.5	+13.0/A
NewMktsInc	EB	14.50	+2.1	+1.7	+6.1/B
Nordic	MQ	44.95	+3.9	+5.3	+5.9/D
OTCPortfolio	LG	10.47	+.6	+5.2	+16.5/A
OTCPortfolioK	LG	10.63	+.7	+5.2	+16.8/A
OhioMuniIInc	MO	11.91	+.8	+.2	+1.9/A
Overseas	FG	42.46	+3.0	+3.9	+6.3/C
OverseasK	FG	42.35	+3.0	+3.9	+6.5/C
PacificBasin	DP	27.19	+1.5	+3.3	+9.1/C
PennsylvnMnInc	MP	10.94	+.8	+.3	+2.0/B
Puritan	MA	20.13	-.4	+2.7	+8.6/A
PuritanK	MA	20.11	-.5	+2.7	+8.7/A
RealEstInv	SR	39.77	-4.8	+3.5	+4.9/B
RlEsttInc	SR	11.47	-.8	+2.2	+6.6/A
RlEsttInc	SR	10.43	-.2	+1.8	+6.2/A
SCGrth	SG	22.64	+.4	+6.8	+16.2/B
SCValue	SV	13.82	-1.2	+5.2	+8.9/D
ShTrmBd	CS	8.52	+.4	-.1	+1.2/D
ShrtDurHiInc	HY	9.21	+.9	+2.3	+5.5/D
SmCpDiscv	SB	21.07	+2.4	+7.6	+8.9/D
SmCpDiscv	SB	10.32	+3.7	+7.7	+9.6/D
SmCpEnhIdx	SB	11.41	+.6	+6.9	+9.8/D
SmCpOpps	SB	12.22	+.6	+5.9	+10.8/C
SmallCapStock	SB	14.94	+.7	+6.4	+8.9/D
StkSelorAllCp	LG	40.26	-.7	+4.8	+12.0/D
StkSelorSmCp	SB	21.16	+.5	+5.9	+10.4/C
StkSlrLgCpVal	LV	18.22	-1.0	+3.8	+9.4/D
StratDivInc	AL	13.89	-1.2	+3.2	+8.9/B
StratRlRet	XY	8.02	-1.1	+2.4	+4.0/C
TaxFreeBond	ML	11.33	+.9	+.3	+2.3/B
TelecomandUtls	SU	25.44	-1.3	+3.6	+12.6/A
TotalBond	CI	10.28	+.9	+.5	+3.0/A
TotalEmMkts	EM	11.72	+4.0	+3.3	+10.5/C
Trend	LG	91.21	-.6	+4.5	+13.6/C
TtlIntlEq	FG	8.17	+3.8	+4.5	+6.9/C
TtlMktIdxF	LB	73.53	-1.1	+4.1	+12.8/A
TtlMktIdxInsPrm	LB	73.51	-1.1	+4.1	+12.8/A
USBdIdxF	CI	11.26	+.9	-.1	+1.7/D
USBdIdxInsPrm	CI	11.26	+.9	-.1	+1.7/D
ValDiscv	LV	26.12	-.7	+3.8	+8.7/D
ValDiscvK	LV	26.13	-.7	+3.9	+8.8/D
Value	MV	9.34	+.8	+7.4	+8.4/D
ValueK	MV	9.34	+.6	+7.4	+8.4/D
ValueStrategies	LV	32.21	...	+6.4	+7.5/E
Worldwide	WS	23.89	-.1	+3.4	+10.9/A

Fidelity Advisor

Name	Obj	NAV	4-wk Rtn	YTD Rtn	3-yr Rtn/Rk
AssetMgr20%A m	XY	12.80	+.6	+1.0	+3.6/D
AssetMgr20%I	XY	12.82	+.7	+1.1	+3.9/C
AssetMgr60%A m	MA	11.52	+.5	+2.9	+7.0/C
AssetMgr70%A m	MA	20.10	+.5	+3.4	+7.9/B
AssetMgr70%C m	MA	20.05	+.5	+3.4	+7.1/C
AssetMgr70%I	MA	20.11	+.5	+3.3	+8.2/A
AssetMgr70%M m	MA	20.12	+.5	+3.4	+7.6/B
BalancedA m	MA	19.14	-.3	+3.0	+8.5/A
BalancedC m	MA	19.01	-.3	+3.0	+7.7/B
BalancedI	MA	19.54	-.2	+3.1	+8.8/A
BalancedM m	MA	19.38	-.3	+3.0	+8.2/A
BiotechnologyA m	SH	25.83	+3.6	+9.4	+5.0/D
BiotechnologyI	SH	27.41	+3.7	+9.5	+5.3/D
BiotechnologyM m	SH	24.39	+3.6	+9.5	+4.6/D
CAMuniIncA m	MC	12.70	+.8	+.2	+1.5/D
CAMuniIncI	MC	12.71	+.8	+.2	+1.8/C
CapitalDevA m	LB	13.26	-.7	+5.0	+12.1/B
CapitalDevO	LB	13.77	-.7	+5.0	+12.4/B
ConsumerDscrtA m	CD	26.19	+1.5	+6.1	+12.1/A
ConsumerStplsA m	CC	70.56	-3.7	+3.5	+1.2/E
ConsumerStplsC m	CC	68.71	-3.8	+3.4	+.4/E
ConsumerStplsI	CC	71.05	-3.7	+3.5	+1.5/D
ConsumerStplsM m	CC	69.89	-3.7	+3.4	+.9/E
CorporateBondI	TW	11.00	+1.0	+.4	+3.4/C
DiverIntlA m	FG	19.80	+2.4	+3.7	+4.7/D
DiverIntlC m	FG	19.00	+2.4	+3.7	+3.9/E
DiverIntlI	FG	20.10	+2.4	+3.7	+5.0/D
DiverIntlM m	FG	19.69	+2.4	+3.7	+4.4/E
DiversifiedStkA m	LB	21.54	-.9	+4.1	+13.6/A
DiversifiedStkI	LB	23.03	-.9	+4.1	+13.8/A
DiversifiedStkO	LB	22.17	-.8	+4.1	+14.0/A
DividendGrowthA m	LB	14.14	-1.2	+3.7	+9.5/E
DividendGrowthC m	LB	13.29	-1.3	+3.7	+8.7/E
DividendGrowthI	LB	15.04	-1.1	+3.7	+9.8/D
DividendGrowthM m	LB	14.07	-1.2	+3.7	+9.3/E
EmergingAsiaA m	PJ	33.61	+3.7	+2.5	+12.7/B
EmergingAsiaC m	PJ	30.36	+3.7	+2.5	+11.9/B
EmergingAsiaI	PJ	34.65	+3.7	+2.6	+13.0/A
EmergingMktsA m	EM	25.75	+5.1	+4.6	+11.5/B
EmergingMktsC m	EM	24.39	+5.0	+4.6	+10.6/C
EmergingMktsI	EM	25.83	+5.1	+4.7	+11.9/B
EmergingMktsM m	EM	25.53	+5.0	+4.6	+11.2/C
EnergyA m	EE	28.26	+.6	+10.5	+4.8/B
EnergyC m	EE	26.04	+.5	+10.5	+4.1/B
EnergyI	EE	29.74	+.6	+10.5	+5.1/B
EnergyM m	EE	28.97	+.6	+10.5	+4.6/B
EquityGrowthA m	LG	10.64	+.6	+4.9	+14.8/B
EquityGrowthC m	LG	8.93	+.5	+4.8	+13.9/B
EquityGrowthI	LG	11.75	+.6	+5.0	+15.1/A
EquityGrowthM m	LG	10.42	+.5	+4.8	+14.5/B
EquityIncomeA m	LV	25.93	-.7	+4.3	+9.6/C
EquityIncomeC m	LV	26.16	-.8	+4.3	+8.8/D
EquityIncomeI	LV	27.29	-.7	+4.4	+9.9/C
EquityIncomeM m	LV	26.61	-.8	+4.3	+9.4/D
EquityValueA m	LV	16.22	-.9	+3.8	+8.2/E
FinancialSvcsA m	SF	18.36	+.1	+3.8	+10.0/B
FinancialSvcsC m	SF	17.20	...	+3.7	+9.2/C
FinancialSvcsM m	SF	18.18	+.1	+3.8	+9.7/B
FltngRtHiIncA m	BL	9.43	+.8	+2.4	+5.1/C
FltngRtHiIncC m	BL	9.43	+.8	+2.5	+4.3/D
FltngRtHiIncI	BL	9.41	+.9	+2.4	+5.4/B
FltngRtHiIncM m	BL	9.42	+.8	+2.5	+5.1/C
Freedom2005A m	TA	10.93	+1.0	+1.4	+5.5/C
Freedom2005I	TA	11.00	+1.0	+1.3	+5.7/C
Freedom2010A m	TA	11.27	+1.1	+1.8	+6.3/A
Freedom2010M m	TA	11.22	+1.0	+1.7	+6.0/B
Freedom2015A m	TD	11.22	+1.2	+2.2	+7.1/A
Freedom2015C m	TD	11.14	+1.1	+2.2	+6.3/C
Freedom2015I	TD	11.31	+1.2	+2.2	+7.4/A
Freedom2015M m	TD	11.20	+1.1	+2.2	+6.9/A
Freedom2020A m	TE	12.28	+1.2	+2.5	+7.6/A
Freedom2020C m	TE	12.20	+1.2	+2.5	+6.8/B
Freedom2020I	TE	12.37	+1.2	+2.5	+7.9/A
Freedom2020M m	TE	12.28	+1.2	+2.5	+7.3/A
Freedom2025A m	TG	12.25	+1.2	+2.8	+8.1/A
Freedom2025C m	TG	12.09	+1.2	+2.7	+7.3/C
Freedom2025I	TG	12.36	+1.3	+2.8	+8.4/A
Freedom2025M m	TG	12.28	+1.2	+2.8	+7.8/B
Freedom2030A m	TH	13.12	+1.3	+3.3	+9.3/A
Freedom2030C m	TH	12.91	+1.2	+3.3	+8.5/C
Freedom2030I	TH	13.19	+1.3	+3.3	+9.6/A
Freedom2030M m	TH	13.06	+1.3	+3.3	+9.0/A
Freedom2035A m	TI	12.64	+1.3	+3.9	+10.1/A
Freedom2035C m	TI	12.31	+1.3	+4.0	+9.3/B
Freedom2035I	TI	12.74	+1.4	+4.0	+10.4/A
Freedom2035M m	TI	12.52	+1.4	+3.9	+9.8/A
Freedom2040A m	TJ	13.49	+1.3	+4.2	+10.0/B
Freedom2040C m	TJ	13.16	+1.3	+4.2	+9.2/C
Freedom2040I	TJ	13.58	+1.3	+4.2	+10.3/A
Freedom2040M m	TJ	13.42	+1.3	+4.1	+9.7/B
Freedom2045A m	TK	10.52	+1.3	+4.2	+10.0/B
Freedom2045I	TK	10.59	+1.3	+4.1	+10.3/A
Freedom2045M m	TK	10.43	+1.3	+4.1	+9.7/C
Freedom2050A m	TN	10.51	+1.4	+4.2	+10.0/B
Freedom2050I	TN	10.58	+1.4	+4.2	+10.3/A
Freedom2050M m	TN	10.45	+1.4	+4.2	+9.8/C
Freedom2055A m	TL	11.69	+1.4	+4.2	+10.0/B
Freedom2055I	TL	11.73	+1.4	+4.2	+10.3/B
FreedomIncomeA m	RI	10.42	+.9	+1.0	+4.3/C
FreedomIncomeI	RI	10.45	+.8	+1.0	+4.6/B
GlblCapApprecI	SW	15.24	+1.2	+5.8	+8.1/D
GlobalCmdtyStkI	SN	11.84	+3.3	+5.8	+15.6/A
GovernmentIncA m	GI	10.05	+.8	-.2	+.6/D
GovernmentIncC m	GI	10.05	+.7	-.3	-.1/E
GovernmentIncI	GI	10.05	+.8	-.2	+.9/B
GovernmentIncM m	GI	10.05	+.8	-.2	+.7/D
Growth&IncomeA m	LB	23.32	-1.1	+4.5	+11.0/C
Growth&IncomeC m	LB	21.74	-1.2	+4.5	+10.2/D
Growth&IncomeI	LB	23.83	-1.1	+4.5	+11.3/C
Growth&IncomeM m	LB	23.36	-1.1	+4.5	+10.8/D
GrowthOppsA m	LG	69.93	+6.4	+6.2	+20.6/A
GrowthOppsC m	LG	59.84	+6.3	+6.2	+19.7/A
GrowthOppsI	LG	75.62	+6.4	+6.2	+20.9/A
GrowthOppsM m	LG	69.32	+6.3	+6.2	+20.3/A
HealthCareA m	SH	45.69	-1.3	+4.6	+10.3/B
HealthCareC m	SH	36.08	-1.3	+4.6	+9.5/B
HealthCareI	SH	49.85	-1.2	+4.6	+10.6/A
HealthCareM m	SH	42.54	-1.3	+4.6	+10.0/B
HighIncAdvtgA m	HY	10.65	+1.6	+4.6	+8.3/A
HighIncAdvtgC m	HY	10.63	+1.5	+4.6	+7.5/B
HighIncAdvtgI	HY	9.97	+1.5	+4.6	+8.5/A
HighIncAdvtgM m	HY	10.71	+1.6	+4.6	+8.3/A

Name	Obj	NAV	4-wk Rtn	YTD Rtn	3-yr Rtn/Rk
IndustrialsA m	ID	33.41	+.1	+5.5	+9.5/D
IndustrialsC m	ID	29.52	...	+5.4	+8.7/E
IndustrialsI	ID	35.29	+.1	+5.5	+9.8/D
IndustrialsM m	ID	32.63	+.1	+5.4	+9.3/E
IntermMuniIncA m	MI	10.27	+.8	+.2	+1.4/C
IntermMuniIncC m	MI	10.27	+.6	+.2	+.6/E
IntermMuniIncI	MI	10.28	+.8	+.3	+1.7/B
IntlCapitalAppA m	FG	17.78	+2.8	+3.7	+7.9/B
IntlCapitalAppC m	FG	15.64	+2.8	+3.6	+7.1/B
IntlCapitalAppM m	FG	17.34	+2.8	+3.7	+7.6/B
IntlDiscvA m	FG	37.63	+2.0	+3.7	+4.0/E
IntlDiscvI	FG	37.72	+2.0	+3.7	+4.4/E
IntlGrA m	FG	12.40	+3.3	+3.9	+6.8/C
IntlGrC m	FG	12.18	+3.2	+3.8	+5.9/C
IntlGrI	FG	12.44	+3.3	+3.8	+7.1/B
IntlSmCapOppsA m	FR	16.53	+2.6	+3.4	+7.3/B
IntlSmCapOppsI	FR	16.67	+2.6	+3.4	+7.6/B
IntlSmallCapA m	FQ	24.24	+3.1	+4.2	+9.4/B
IntlSmallCapC m	FQ	23.41	+3.0	+4.2	+8.5/B
IntlSmallCapI	FQ	24.84	+3.1	+4.2	+9.7/A
InvestmentGrBdA m	CI	7.68	+1.0	+.2	+2.5/B
InvestmentGrBdI	CI	7.69	+1.0	+.2	+2.7/A
LargeCapA m	LB	26.92	-.7	+5.0	+12.2/B
LargeCapC m	LB	24.04	-.8	+5.0	+11.4/C
LargeCapI	LB	28.35	-.7	+5.0	+12.5/B
LargeCapM m	LB	26.89	-.7	+5.0	+12.0/B
LeveragedCoStkA m	MB	35.02	+2.5	+8.8	+8.0/D
LeveragedCoStkC m	MB	30.62	+2.5	+8.8	+7.2/E
LeveragedCoStkI	MB	35.96	+2.6	+8.8	+8.3/C
LeveragedCoStkM m	MB	33.68	+2.5	+8.8	+7.8/D
LimitedTermBdA m	CS	11.25	+.6	+.1	+1.3/C
LimitedTermBdC m	CS	11.22	+.5	...	+.5/E
LimitedTermBdI	CS	11.28	+.6	+.1	+1.5/C
LimitedTermBdM m	CS	11.25	+.6	...	+1.2/C
LtdTermMuniIncA m	MS	10.50	+.5	+.1	+.6/D
LtdTermMuniIncI	MS	10.49	+.5	+.1	+.9/C
MaterialsA m	SN	65.97	+5.5	+6.3	+7.0/C
MaterialsC m	SN	63.72	+5.4	+6.3	+6.2/C
MaterialsI	SN	66.06	+5.5	+6.3	+7.3/C
MegaCapStockA m	LB	13.89	-1.1	+4.0	+11.1/C
MegaCapStockI	LB	14.05	-1.2	+3.9	+11.4/C
MidCapIIA m	MB	17.29	+.3	+6.7	+9.3/C
MidCapIIC m	MB	15.18	+.3	+6.7	+8.5/C
MidCapIII	MB	17.86	+.4	+6.7	+9.7/C
MidCapIIM m	MB	16.83	+.4	+6.7	+9.1/C
MidCapValueA m	MV	19.97	+.9	+6.2	+6.1/E
MidCapValueM m	MV	19.88	+.8	+6.2	+5.8/E
MortgageSecI	CI	10.92	+.9	...	+1.4/D
NewInsA m	LG	27.82	+.3	+5.0	+13.5/C
NewInsC m	LG	23.85	+.2	+4.9	+12.7/C
NewInsI	LG	28.48	+.3	+4.9	+13.8/B
NewInsM m	LG	26.75	+.3	+4.9	+13.2/C
NewInsZ	LG	28.51	+.3	+5.0	+14.0/B
OverseasA m	FG	20.98	+2.9	+3.9	+4.9/D
OverseasI	FG	21.37	+2.9	+3.9	+5.3/D
OverseasM m	FG	21.59	+2.9	+3.8	+4.7/D
RealEstateA m	SR	20.04	-4.6	+4.1	+3.0/D
RealEstateI	SR	20.24	-4.6	+4.1	+3.3/D
RealEstateM m	SR	20.01	-4.7	+4.1	+2.8/D
RlEstIncA m	SR	11.41	-.9	+2.1	+6.3/A
RlEstIncC m	SR	11.29	-.9	+2.2	+5.5/A
RlEstIncI	SR	11.43	-.8	+2.2	+6.6/A
RlEstIncM m	SR	11.42	-.8	+2.2	+6.3/A
SCGrthA m	SG	21.64	+.4	+6.8	+15.9/B
SCGrthC m	SG	19.12	+.4	+6.8	+15.1/B
SCGrthI	SG	22.71	+.4	+6.8	+16.3/B
SCGrthM m	SG	20.89	+.4	+6.8	+15.6/B
SCValueA m	SV	13.51	-1.2	+5.1	+8.6/D
SCValueI	SV	13.83	-1.2	+5.2	+8.9/D
SCValueM m	SV	13.10	-1.3	+5.1	+8.3/D
SeriesGrOpps	LG	12.64	+7.0	+6.4	+22.1/A
SeriesSmallCap	SB	9.51	-.1	+6.3	+6.6/E
SmallCapA m	SB	19.83	-.3	+6.3	+5.5/E
SmallCapC m	SB	14.10	-.3	+6.3	+4.7/E
SmallCapI	SB	22.10	-.2	+6.3	+5.8/E
SmallCapM m	SB	18.08	-.3	+6.3	+5.2/E
StgInc	MU	11.92	+1.3	+1.8	NA
StgIncA m	MU	11.76	+1.3	+1.8	+5.0/B
StgIncC m	MU	11.73	+1.2	+1.8	+4.3/C
StgIncI	MU	11.93	+1.4	+1.9	+5.3/B
StgIncM m	MU	11.76	+1.3	+1.9	+5.1/B
StockSelAllCpA m	LG	40.35	-.8	+4.8	+11.6/D
StockSelAllCpI	LG	40.30	-.7	+4.8	+11.9/D
StockSelAllCpK	LG	40.34	-.7	+4.8	+12.1/D
StockSelAllCpM m	LG	40.38	-.8	+4.8	+11.3/D
StockSlrMidCp	MB	32.05	+.3	+6.4	+11.4/B
StockSlrMidCpA m	MB	30.48	+.3	+6.4	+11.2/B
StockSlrMidCpC m	MB	27.35	+.2	+6.3	+10.3/B
StockSlrMidCpI	MB	32.16	+.3	+6.3	+11.4/B
StockSlrMidCpM m	MB	30.74	+.3	+6.4	+10.9/B
StratDiv&IncA m	AL	13.80	-1.3	+3.2	+8.6/B
StratDiv&IncC m	AL	13.74	-1.4	+3.2	+7.8/D
StratDiv&IncI	AL	13.85	-1.2	+3.2	+8.9/B
StratDiv&IncM m	AL	13.80	-1.2	+3.2	+8.4/C
StrategicRlRetI	XY	8.00	-1.1	+2.4	+4.0/C
TechnologyA m	ST	41.27	-2.1	+2.9	+19.8/B
TechnologyC m	ST	33.73	-2.1	+2.9	+18.9/C
TechnologyM m	ST	38.71	-2.1	+2.9	+19.5/B
TotalBondA m	CI	10.29	+1.0	+.6	+2.8/A
TotalBondC m	CI	10.29	+.9	+.4	+2.0/C
TotalBondI	CI	10.27	+1.0	+.6	+3.0/A
TotalBondM m	CI	10.27	+1.0	+.5	+2.8/A
UtilitiesA m	SU	28.80	-3.3	+1.7	+14.1/A
UtilitiesC m	SU	28.16	-3.4	+1.6	+13.2/A
UtilitiesI	SU	29.42	-3.3	+1.7	+14.4/A
UtilitiesM m	SU	28.88	-3.3	+1.7	+13.8/A
ValueA m	MV	19.83	+.6	+7.4	+7.8/D
ValueStratsA m	LV	27.04	...	+6.4	+7.2/E
ValueStratsI	LV	29.96	...	+6.4	+7.4/E
ValueStratsK	LV	32.15	...	+6.4	+7.6/E
ValueStratsM m	LV	28.73	...	+6.4	+6.9/E
WorldwideA m	WS	23.62	-.1	+3.4	+10.5/B

Fidelity Select

Name	Obj	NAV	4-wk Rtn	YTD Rtn	3-yr Rtn/Rk
AdvisorGoldA m	SP	17.56	+5.4	...	+9.4/C
AdvisorGoldC m	SP	16.36	+5.3	-.1	+8.7/D
AdvisorGoldI	SP	18.07	+5.4	...	+9.8/C
AirTransp	ID	68.36	-3.0	+3.8	+12.9/A
Banking	SF	23.53	-.2	+6.0	+10.6/A
Biotechnology	SH	20.03	+3.5	+12.9	+4.2/E
Brkrg&InvmtMgmt	SF	66.04	+.6	+3.0	+10.3/B
Chemicals	SN	12.98	+5.8	+6.3	+11.5/A
CommsEquip	ST	35.87	-1.2	+3.3	+15.6/D
Computers	ST	69.84	-1.7	+2.7	+17.7/D
Const&Hsg	CD	50.23	+3.1	+5.4	+8.3/D
ConsumerDiscret	CD	42.19	+1.5	+6.1	+12.5/A
ConsumerFinance	SF	14.25	+.4	+6.0	+12.8/A
ConsumerStaples	CC	71.21	-3.7	+3.5	+1.5/D
Defense&Aero	ID	14.89	-.1	+5.8	+17.9/A
Energy	EE	36.59	+.6	+10.5	+5.2/B
EnergyService	EE	29.54	+.2	+17.9	-4.5/E
Envir&AltEngy	ID	22.43	+1.1	+3.9	+13.4/A
FinancialSvcs	SF	8.87	+.2	+3.9	+10.4/A
Gold	SP	18.07	+5.4	...	+9.8/C
HealthCare	SH	23.09	-1.2	+4.7	+10.2/B
HealthCareSvcs	SH	88.96	-6.2	+1.4	+14.5/A
ITServices	ST	57.47	+.9	+6.2	+18.6/C
Industrials	ID	30.23	+.2	+5.4	+9.9/C
Insurance	SF	54.76	+1.8	+2.5	+9.8/B
Leisure	CD	13.48	-.6	+4.3	+12.5/A
Materials	SN	66.20	+5.5	+6.3	+7.3/C
MedTech&Devcs	SH	48.40	-1.7	+2.4	+20.0/A
Multimedia	CD	71.38	+2.0	+6.8	+10.0/B
NaturalGas	EE	20.04	+.8	+12.6	+4.6/B
NaturalRes	EE	24.60	+.9	+9.1	+5.0/B
Pharmaceuticals	SH	19.83	-2.0	+3.0	+2.5/E
Retailing	CD	14.44	+2.2	+5.9	+15.8/A
Semicon	ST	8.28	+3.1	+5.2	+22.5/A
Swre&ITSvcs	ST	17.02	-.5	+4.5	+21.3/B
Technology	ST	13.81	-2.0	+2.9	+19.5/B
Telecom	SC	56.02	+.2	+6.6	+8.2/B
Transportation	ID	88.40	-2.2	+5.6	+15.5/A
Utilities	SU	81.44	-3.3	+1.6	+14.6/A
Wireless	SC	8.49	-.3	+3.3	+12.1/A

Fiera Capital

Name	Obj	NAV	4-wk Rtn	YTD Rtn	3-yr Rtn/Rk
STRONGNtnCcyIns	CR	16.38	+1.0	+.7	+.9/C
SmMidCapGrInstl	MG	15.20	+1.6	+7.4	+11.3/C

First Eagle

Name	Obj	NAV	4-wk Rtn	YTD Rtn	3-yr Rtn/Rk
GlbA m	IH	52.59	+1.2	+3.3	+7.5/A
GoldA m	SP	14.41	+5.6	+1.3	+6.6/E
OverseasA m	FB	22.07	+2.6	+2.7	+4.9/D
USValA m	LB	16.95	-.2	+3.6	+9.7/D
USValI	LB	17.25	-.2	+3.7	+10.0/D
ofAmericaI	MB	23.93	-.8	+6.1	+1.4/E
ofAmericaY b	MB	23.78	-.8	+6.2	+1.1/E

First Investors

Name	Obj	NAV	4-wk Rtn	YTD Rtn	3-yr Rtn/Rk
EqIncA m	LV	8.75	-1.6	+2.7	+8.6/D
ForIncA m	HY	2.37	+1.3	+2.7	+5.8/D
GlbA m	WS	6.61	-.7	+3.0	+7.3/D
GrandIncA m	LV	17.55	-2.3	+3.1	+8.3/E
IntlA m	FG	13.60	+1.7	+2.3	+5.7/D
InvmGradeA m	TW	9.09	+.9	+.2	+2.0/E
OppA m	MB	32.84	-.7	+5.1	+6.6/E
SelGrA m	LG	11.22	-1.5	+3.6	+13.3/C
SpecSitsA m	SV	23.58	-1.1	+4.6	+8.2/D
TEIncA m	MI	9.11	+.6	+.2	+.9/E
TENYA m	MY	13.73	+.7	+.2	+1.0/E
TENewJerseyA m	MJ	12.41	+.7	+.2	+1.5/E
TEOppsA m	ML	16.01	+.7	+.2	+1.0/E
TtlRetA m	MA	17.18	-.4	+2.3	+5.1/E

First Western

Name	Obj	NAV	4-wk Rtn	YTD Rtn	3-yr Rtn/Rk
FI	CI	9.57	+.6	...	+2.5/B
ShrtDrBd	CS	9.79	+.4	...	+1.9/B

Firsthand

Name	Obj	NAV	4-wk Rtn	YTD Rtn	3-yr Rtn/Rk
TechOpps	ST	11.31	+3.5	+8.6	+27.0/A

Fort Pitt

Name	Obj	NAV	4-wk Rtn	YTD Rtn	3-yr Rtn/Rk
CptlTtlRet d	LB	23.70	-.4	+2.9	+14.1/A

Franklin Templeton

Name	Obj	NAV	4-wk Rtn	YTD Rtn	3-yr Rtn/Rk
AdjUSGvtScA m	GS	8.08	+.2	+.1	+.3/D
AdjUSGvtScAdv	GS	8.08	+.1	...	+.5/D
AdjUSGvtScC m	GS	8.07	+.1	+.1	-.1/E
AlbmTxFrIncA1 m	SL	10.52	+.7	+.2	+1.7/B
AlbmTxFrIncA1 m	SL	10.80	+.6	+.2	+1.7/B
AlbmTxFrIncAdv	SL	10.55	+.6	+.2	+1.8/B
AlbmTxFrIncC m	SL	10.70	+.6	+.2	+1.1/D
BalA m	MA	11.69	+.4	+2.0	+7.8/B
BalAdv	MA	11.72	+.5	+2.1	+8.1/A
BalC m	MA	11.58	+.4	+2.0	+7.0/C
BalSheetInvmA m	MV	31.08	-.4	+5.3	+10.2/B
BalSheetInvmAdv	MV	32.27	-.4	+5.3	+10.5/B
BiotechDiscvA m	SH	138.89	+3.6	+13.5	+2.1/E
BiotechDiscvAdv	SH	142.50	+3.6	+13.5	+2.4/E
CAHYMuniA1 m	MC	10.59	+.4	+.1	+2.8/A
CAHYMuniAdv	MC	10.62	+.5	+.1	+2.9/A
CAHYMuniC m	MC	10.67	+.4	+.1	+2.2/B
CAIntTrTFIncA1 m	MF	11.79	+.7	+.2	+1.4/C
CAIntTrTFIncAdv	MF	11.82	+.7	+.2	+1.5/C
CAIntTrTFIncC m	MF	11.84	+.7	+.3	+.8/E
CATxFrIncA1 m	MC	7.24	+.6	+.2	+2.1/B
CATxFrIncAdv	MC	7.23	+.6	+.2	+2.2/B
CATxFrIncC m	MC	7.23	+.5	+.1	+1.6/D
ChinaWldA m	CH	17.40	+.8	+1.8	+12.0/B
ChinaWldAdv	CH	17.54	+.8	+1.7	+12.3/B
ClrdTxFrIncA1 m	SL	11.27	+.6	+.2	+1.5/C
ClrdTxFrIncAdv	SL	11.27	+.6	+.2	+1.6/B
ClrdTxFrIncC m	SL	11.40	+.5	+.1	+.9/D
CnctTxFrIncA1 m	SL	10.01	+.6	+.2	+1.1/D
CnsrvAllcA m	CA	13.62	+.3	+2.2	+5.5/C
CnsrvAllcAdv	CA	13.62	+.4	+2.2	+5.8/B
CnsrvAllcC m	CA	13.34	+.2	+2.1	+4.7/D
CnsrvAllcR b	CA	13.56	+.3	+2.1	+5.2/C
CnvrtSecA m	CV	19.86	+1.4	+4.5	+13.0/A
CnvrtSecAdv	CV	19.86	+1.4	+4.5	+13.2/A
CnvrtSecC m	CV	19.55	+1.3	+4.5	+12.1/A
CorfolioAllcA m	XM	18.10	-.2	+4.5	+10.2/A
CorfolioAllcC m	XM	17.86	-.3	+4.4	+9.3/C
DevMktsA m	EM	18.85	+4.2	+3.7	+15.6/A
DevMktsAdv	EM	18.74	+4.2	+3.8	+15.9/A
DevMktsC m	EM	18.42	+4.1	+3.7	+14.7/A
DynaTechA m	LG	68.90	+.6	+5.2	+17.9/A
DynaTechAdv	LG	71.04	+.7	+5.2	+18.2/A
DynaTechC m	LG	57.36	+.6	+5.2	+17.0/A
DynaTechR b	LG	66.86	+.6	+5.2	+17.6/A
DynaTechR6	LG	71.72	+.7	+5.2	+18.4/A
EMSmCpA m	EM	12.58	+1.8	+.6	+6.7/E
EMSmCpAdv	EM	12.73	+.3	+.3	+6.8
EMSmCpC m	EM	11.90	+.2	+.3	+5.8
EmergMktDbtOpps	EB	10.81	+1.0	+1.0	+8.2
EqIncA m	LV	23.01	-1.7	+2.6	+10.4/B
EqIncC m	LV	22.85	-1.7	+2.6	+9.6/C
FdrIntTrTFIncA1 m	MI	11.91	+.7	+.2	+1.0/D
FdrIntTrTFIncAd	MI	11.94	+.7	+.2	+1.1/D
FdrIntTrTFIncC m	MI	11.94	+.6	+.2	+.4/E
FdrLtdTrTFIncA1 m	MS	10.31	+.4	+.1	+.6/D
FdrTFIncA1 m	ML	11.59	+.6	+.1	+1.4/D
FdrTFIncAdv	ML	11.60	+.6	+.1	+1.5/D
FdrTFIncC m	ML	11.59	+.5	+.2	+.9/E
FloridaTFIncA1 m	SL	10.39	+.4	...	+1.4/C
FloridaTFIncC m	SL	10.62	+.4	...	+.8/E
FltngRtDlyAcsA m	BL	8.54	+.3	+1.7	+5.3/B
FltngRtDlyAcsAd	BL	8.55	+.4	+1.7	+5.5/B
FltngRtDlyAcsC m	BL	8.54	+.2	+1.6	+4.8/C
FndngsAlA m	AL	13.16	+.5	+4.2	+7.7/D
FndngsAlAd	AL	13.24	-.4	+3.9	+7.9
FndngsAlC m	AL	13.06	+.4	+4.1	+6.8/E
FrgnA m	FV	6.91	+3.0	+3.4	+7.4/A
FrgnAdv	FV	6.80	+3.2	+3.7	+7.7/A
FrgnC m	FV	6.87	+2.9	+3.5	+6.6/B
FrgnR b	FV	6.78	+3.1	+3.7	+7.1/B
FrgnR6	FV	6.79	+3.1	+3.7	+7.9/A
GlbBalA1 m	IH	2.86	+.9	+3.2	+5.3/D
GlbBalAdv	IH	2.87	+.9	+3.2	+5.5/D
GlbBalC m	IH	2.84	+1.0	+3.3	+4.6/E
GlbBalC1 m	IH	2.86	+1.0	+3.2	+4.8/E
GlbBdA m	IB	11.44	+1.6	+1.2	+4.8/A
GlbBdAdv	IB	11.40	+1.6	+1.3	+5.0/A
GlbBdC m	IB	11.47	+1.6	+1.2	+4.4/A
GlbBdR b	IB	11.44	+1.6	+1.2	+4.5/A
GlbBdR6	IB	11.40	+1.6	+1.3	+5.2/A
GlbSmlrCoA m	SW	8.35	+3.3	+5.4	+8.6/D
GlbSmlrCoAdv	SW	8.39	+3.4	+5.4	+8.9/D
GlbTtlRetA m	IB	11.79	+2.0	+1.5	+5.8/A
GlbTtlRetAdv	IB	11.81	+2.1	+1.5	+6.1/A
GlbTtlRetC m	IB	11.77	+1.9	+1.4	+5.4/A
GlbTtlRetR6	IB	11.80	+2.1	+1.5	+6.2/A
GldPrcMtlsA m	SP	13.18	+9.1	+2.6	+7.8/D
GldPrcMtlsAdv	SP	14.00	+9.1	+2.7	+8.1/D
GldPrcMtlsC m	SP	12.10	+9.1	+2.7	+7.0/E
Gr,IncA m	WS	21.74	+.8	+4.9	+7.3/D
Gr,IncAdv	WS	21.75	+.9	+4.9	+7.6/D
Gr,IncRet b	WS	21.55	+.8	+4.9	+7.0/E
GrA m	LG	93.80	-.8	+4.2	+13.7/B
GrAdv	LG	93.94	-.8	+4.3	+14.0/B
GrAllcA m	AL	17.10	...	+3.4	+8.6/B
GrAllcAdv	AL	17.17	...	+3.4	+8.9/B
GrAllcC m	AL	16.66	-.1	+3.3	+7.8/D
GrAllcR b	AL	16.88	-.1	+3.3	+8.3/C
GrC m	LG	85.88	-.9	+4.2	+12.9/C
GrOppsA m	LG	33.34	-.6	+4.9	+11.8/D
GrOppsAdv	LG	36.10	-.5	+4.9	+12.0/D
GrOppsC m	LG	27.43	-.5	+4.9	+11.0/E
GrOppsR6	LG	36.55	-.6	+4.9	+12.2/D
GrR b	LG	93.50	-.8	+4.2	+13.4/C
GrR6	LG	93.83	-.8	+4.3	+14.2/B
GrR6	WS	21.70	+.9	+4.9	+7.7/D
GrgTxFrIncA1 m	SL	11.55	+.5	+.1	+1.2/D
GrgTxFrIncC m	SL	11.73	+.5	+.2	+.6/E
HYTxFrIncA1 m	HM	9.86	+.4	...	+2.0/E
HYTxFrIncAdv	HM	9.91	+.4	+.1	+2.1/E
HYTxFrIncC m	HM	10.06	+.3	...	+1.4/E
HiIncA1 m	HY	1.77	+1.1	+2.9	+8.3/A
HiIncAdv	HY	1.78	+1.7	+3.5	+8.6/A
HiIncC m	HY	1.80	+1.6	+3.4	+8.0/A
HiIncR b	HY	1.81	+1.0	+3.4	+8.2/A
IncA1 m	CA	2.20	+.5	+3.3	+8.6/A
IncAdv	CA	2.18	+.5	+3.3	+8.7/A
IncC m	CA	2.23	+.4	+3.2	+8.0/A
IncR b	CA	2.16	+.9	+3.3	+8.2/A
IncR6	CA	2.19	+1.0	+3.8	+8.9/A
IndiaGrA m	EI	12.87	+2.2	-1.8	+6.6
InsFrgnSmlrCAdv	FA	18.90	+3.8	+5.2	+6.5/B
InsGlbEqAdv	WS	7.93	+.4	+4.9	+6.8
InsIntlEqPrmry	FV	15.40	+2.6	+3.6	+5.6/B
IntlBdA m	IB	10.27	+1.2	+.8	+4.7
IntlBdAdv	IB	10.28	+1.3	+.9	+5.0
IntlGrA m	FG	12.96	+2.3	+7.2	+10.9
IntlSmCpGrA m	FQ	16.23	+1.0	+5.9	+4.3
IntlSmCpGrAdv	FQ	16.26	+2.2	+5.3	+4.3/D
IntlSmCpGrR6	FQ	16.25	+1.1	+5.9	+4.7
KNTxFrTFIncA1 m	SL	10.72	+.7	+.2	+1.6/B
LS2025RtrTrgA m	TG	11.83	-.4	+2.4	+6.3
LS2035RtrTrgA m	TI	12.41	-.7	+2.7	+7.1
LS2045RtrTrgA m	TK	12.43	-.8	+2.9	+7.2
LsnTxFrTFIncA1 m	SL	10.87	+.6	+.2	+1.5/C
LsnTxFrTFIncC m	SL	11.05	+.6	+.2	+.9/D
LwDrTtlRetA m	CS	9.58	+.6	+.5	+1.7/B
LwDrTtlRetAdv	CS	9.63	+.6	+.5	+1.9/B
LwDrTtlRetC m	CS	9.54	+.6	+.5	+1.3/C
MATFIncA1 m	MT	11.42	+.7	+.2	+1.6/A
MichiganTFIncA1 m	SL	11.23	+.7	+.2	+1.7/B
MichiganTFIncC m	SL	11.42	+.7	+.2	+1.1/D
MicroCpValA m	SV	27.83	+.8	+6.1	+8.6/D
MicroCpValAdv	SV	28.05	+.8	+6.1	+8.9/D
MnstTxFrIncA1 m	SM	12.03	+.7	+.2	+1.3/C
MnstTxFrIncC m	SM	12.17	+.6	+.1	+.8/E
ModAllcA m	MA	14.45	+.2	+2.8	+7.2/C
ModAllcAdv	MA	14.46	+.2	+2.8	+7.4/B
ModAllcC m	MA	14.02	+.1	+2.7	+6.3/D
ModAllcR b	MA	14.42	+.1	+2.7	+6.9/C
MrylndTFIncA1 m	SL	10.75	+.5	+.1	+1.6/B
MrylndTFIncAdv	SL	10.76	+.5	...	+1.7/B
MrylndTFIncC m	SL	10.97	+.4	+.1	+1.0/D
MsrTxFrIncA1 m	SL	11.39	+.5	+.1	+1.5/C
MsrTxFrIncAdv	SL	11.40	+.5	+.2	+1.6/B
MsrTxFrIncC m	SL	11.51	+.5	+.1	+.9/E
MutA m	XM	24.93	-.4	+3.9	+7.4/E
MutBeaconA m	XM	14.02	+.4	+2.9	+9.5/C
MutBeaconC m	XM	14.04	+.3	+2.8	+8.6/D
MutBeaconZ	XM	14.15	+.4	+2.8	+9.7/B
MutC m	XM	24.89	-.5	+3.8	+6.6/E
MutEuropeanA m	ES	17.98	+3.2	+3.5	+3.2/C
MutEuropeanC m	ES	18.17	+3.1	+3.4	+2.4/D
MutEuropeanR6	ES	18.50	+3.2	+3.5	+3.6/C
MutEuropeanZ	ES	18.52	+3.2	+3.5	+3.4/C
MutFinclSvcsA m	SF	20.06	+1.7	+2.8	+4.9/E
MutFinclSvcsC m	SF	19.86	+1.6	+2.8	+4.1/E
MutFinclSvcsZ	SF	20.01	+1.8	+2.8	+5.2/E
MutGlbDiscvA m	WS	27.31	+.4	+3.7	+6.3/E
MutGlbDiscvC m	WS	27.24	+.4	+3.7	+5.5/E
MutGlbDiscvR b	WS	26.94	+.4	+3.7	+6.1/E
MutGlbDiscvZ	WS	27.88	+.5	+3.8	+6.6/E
MutIntlA m	FV	13.20	-.6	+2.9	+1.8
MutQuestA m	IH	13.24	-.1	+3.8	+7.3/A
MutQuestC m	IH	13.11	-.3	+3.7	+6.4/B
MutQuestZ	IH	13.45	-.1	+3.9	+7.5/A
MutR b	XM	24.83	-.5	+3.8	+7.2/E
MutR6	XM	25.17	-.4	+3.9	+7.8/D
MutZ	XM	25.19	-.4	+3.9	+7.7/D
NCTxFrIncA1 m	SL	11.24	+.3	+.1	+1.2/D
NCTxFrIncAdv	SL	11.24	+.4	+.1	+1.3/C
NCTxFrIncC m	SL	11.43	+.4	+.1	+.6/E
NJTFIncA1 m	MJ	11.08	+.6	+.2	+1.7/D
NJTFIncAdv	MJ	11.09	+.6	+.2	+1.9/D
NJTFIncC m	MJ	11.23	+.5	+.2	+1.2/E
NYIntTFIncA1 m	MN	11.31	+.8	+.2	+.9/D
NYIntTFIncC m	MN	11.35	+.7	+.2	+.4/E
NYTxFrIncA1 m	MY	10.74	+.6	+.2	+1.1/E
NYTxFrIncAdv	MY	10.74	+.6	+.1	+1.2/D
NYTxFrIncC m	MY	10.73	+.6	+.1	+.5/E
NatrlResA m	SN	22.24	+2.9	+10.6	+7.7/C
NatrlResAdv	SN	23.75	+2.9	+10.6	+8.0/B
NatrlResC m	SN	21.57	+2.8	+10.6	+6.8/C
OhioTxFrIncA1 m	MO	12.43	+.7	+.2	+1.8/B
OhioTxFrIncAdv	MO	12.45	+.7	+.2	+2.0/A
OhioTxFrIncC m	MO	12.61	+.8	+.2	+1.3/C
OregonTxFrIncA1 m	SL	11.31	+.6	+.1	+1.6/B
OregonTxFrIncAd	SL	11.33	+.6	+.2	+1.7/B
OregonTxFrIncC m	SL	11.50	+.7	+.2	+1.1/D
PETxFrIncA1 m	MP	9.70	+.4	...	+1.6/C
PETxFrIncAdv	MP	9.71	+.4	...	+1.7/C
PETxFrIncC m	MP	9.83	+.4	+.1	+1.0/E
RisingDivsA m	LB	56.95	-2.5	+2.9	+12.5/B
RisingDivsAdv	LB	56.89	-2.5	+3.0	+12.8/A
RisingDivsC m	LB	55.90	-2.6	+2.9	+11.6/C
RisingDivsR b	LB	56.77	-2.6	+2.9	+12.2/B
RisingDivsR6	LB	56.88	-2.5	+3.0	+12.9/A
RlEsttSecA m	SR	19.35	-4.2	+3.7	+2.9/D
RlEsttSecAdv	SR	19.55	-4.2	+3.7	+3.1/D
RlRetA m	IP	9.69	-.3	+1.1	+2.3
SelUSEqA m	LG	13.52	-1.4	+3.5	+7.5/E
SmCpGrA m	SG	18.61	+1.6	+8.1	+15.2/B
SmCpGrAdv	SG	20.25	+1.5	+8.1	+15.5/B
SmCpGrC m	SG	14.91	+1.6	+8.1	+14.4/C
SmCpGrR6	SG	20.55	+1.5	+8.2	+15.7/B
SmCpValA m	SV	43.48	+.7	+5.5	+12.3/A
SmCpValAdv	SV	45.93	+.8	+5.6	+12.6/A
SmCpValC m	SV	37.88	+.7	+5.5	+11.5/B
SmCpValR b	SV	43.04	+.7	+5.5	+12.0/A
SmMidCpGrA m	MG	31.00	+.1	+4.9	+10.9/D
SmMidCpGrAdv	MG	34.25	+.1	+4.9	+11.2/C
SmMidCpGrC m	MG	20.89	+.3	+4.9	+10.2/D
SmMidCpGrR b	MG	28.10	+.1	+4.9	+10.7/D
StratIncA m	MU	9.41	+1.0	+1.6	+4.1/C
StratIncAdv	MU	9.42	+1.0	+1.6	+4.4/C
StratIncC m	MU	9.41	+1.0	+1.6	+3.7/D
StratIncR b	MU	9.37	+.9	+1.5	+3.8/D
TnsMnBdA1 m	SL	10.71	+.4	+.2	+1.2/D
TtlRetA m	CI	9.41	+1.1	+.7	+1.6/D
TtlRetAdv	CI	9.47	+1.1	+.8	+1.9/C
TtlRetC m	CI	9.35	+1.1	+.8	+1.3/E
TtlRetR6	CI	9.48	+1.2	+.8	+2.1/C
USGovtSecA1 m	GI	5.90	+.8	+.2	+.5/D
USGovtSecAdv	GI	5.92	+.8	+.2	+.6/D
USGovtSecC m	GI	5.85	+.7	...	-.1/E
USGovtSecR6	GI	5.92	+.8	+.2	+.7/C
UtlsA1 m	SU	18.49	-3.7	+2.0	+11.3/C
UtlsAdv	SU	18.64	-3.7	+2.0	+11.5/C
UtlsC m	SU	18.39	-3.8	+2.0	+10.8/D
UtlsR b	SU	18.42	-3.8	+2.0	+11.0/C
UtlsR6	SU	18.64	-3.7	+2.0	+11.6/B
VirginiaTFIncA1 m	SL	10.86	+.5	+.1	+1.3/C
VirginiaTFIncC m	SL	11.05	+.5	+.1	+.7/E
WldA m	WS	12.90	+.3	+4.8	+8.0/D
WldAdv	WS	12.85	+.3	+4.8	+8.3/D
WldC m	WS	12.45	+.2	+4.8	+7.2/D

Frost Funds

Name	Obj	NAV	4-wk Rtn	YTD Rtn	3-yr Rtn/Rk
GrEqInstl	LG	11.81	+.9	+5.0	+15.2/A
GrEqInv b	LG	11.65	+.9	+5.0	+14.9/B
LowDurBdInstl	CS	10.19	+.3	...	+1.7/B
MuniBdInstl	MI	10.22	+.5	+.2	+1.1/D
TtlRetBdInstl	CS	10.23	+.4	+.3	+3.8/A
TtlRetBdInvs b	CS	10.23	+.5	+.3	+3.5/A
ValEqInstl	LV	7.50	-2.0	+3.6	+7.3/E

FundX

Name	Obj	NAV	4-wk Rtn	YTD Rtn	3-yr Rtn/Rk
CnsrvUpgrader	TV	35.80	-1.1	+1.8	+6.7
FlexInc	MU	26.47	-.6	+.7	+3.1
Upgrader	XM	52.74	-1.2	+2.8	+8.7

GE

Name	Obj	NAV	4-wk Rtn	YTD Rtn	3-yr Rtn/Rk
RSPInc	CI	11.16	+1.1	+.3	+2.1/C
RSPUSEq	LB	47.79	-1.3	+3.8	+12.5/B

GMO

Name	Obj	NAV	4-wk Rtn	YTD Rtn	3-yr Rtn/Rk
AsstAllcBdIII	MU	21.44	+.9	+.6	+1.0
AsstAllcBdVI	MU	21.49	+.9	+.6	+1.1
CorPlusBdIII	CI	20.67	+1.6	+.1	+2.6
CorPlusBdIV	CI	20.73	+1.6	+.1	+2.7
EmCtyDbtIII m	EB	25.85	+2.4	+2.0	+7.5
EmCtyDbtIV m	EB	25.81	+2.4	+2.0	+7.6
EmMktsII m	EM	30.26	+1.4	+2.6	+14.0
EmMktsIII m	EM	30.34	+1.4	+2.6	+14.0
EmMktsIV m	EM	30.05	+1.4	+2.6	+14.0
EmMktsVI m	EM	30.03	+1.4	+2.6	+14.1
IntlEqIII	FV	19.30	+3.8	+5.0	+4.4/D
IntlEqIV	FV	19.26	+3.8	+5.0	+4.4/D
QualIII	LB	20.70	-3.4	+1.6	+15.1/A
QualIV	LB	20.73	-3.4	+1.6	+15.1/A
QualV	LB	20.74	-3.4	+1.6	+15.2/A
QualVI	LB	20.69	-3.4	+1.6	+15.2/A
USEqIII	LB	11.96	-.8	+3.5	+10.3/D
USEqVI	LB	11.86	-.9	+3.4	+10.4/D
USTrs	GS	5.00	+.2	+.1	+1.1/A

Gabelli

Name	Obj	NAV	4-wk Rtn	YTD Rtn	3-yr Rtn/Rk
ABCAAA d	NE	10.11	+.4	+.8	+2.3/B
ABCAdv m	NE	10.00	+.4	+.7	+2.0/C
AsstAAA m	LB	51.43	-.2	+4.0	+11.0/C
EqIncAAA m	LB	16.96	-.4	+4.0	+7.7/E
GoldAAA m	SP	11.91	+7.5	+1.8	+10.2/C
SmCpGrAAA m	SB	50.00	+1.2	+6.1	+10.2/C
SmCpGrI d	SB	51.18	+1.2	+6.1	+10.5/C
UtlsA m	SU	8.58	-2.6	+2.8	+9.5/E
UtlsAAA m	SU	8.43	-2.6	+2.8	+9.5/E
UtlsC m	SU	5.72	-2.6	+2.7	+8.7/E
Val25A m	MB	13.66	-.8	+5.4	+8.6/C

Gamco

Name	Obj	NAV	4-wk Rtn	YTD Rtn	3-yr Rtn/Rk
GlbCont&CnctAAA m	SC	19.04	+.8	+5.3	+4.3/C
GlbGrAAA m	WS	30.79	-.2	+2.8	+11.9/A
GrAAA m	LG	56.47	-1.4	+3.3	+14.5/B

Gateway

Name	Obj	NAV	4-wk Rtn	YTD Rtn	3-yr Rtn/Rk
A m	XR	32.11	-.9	+1.5	+5.0/C

George Putnam

Name	Obj	NAV	4-wk Rtn	YTD Rtn	3-yr Rtn/Rk
BalA m	MA	18.33	+.5	+2.7	+8.7/A
BalC m	MA	18.20	+.5	+2.8	+7.9/B
BalM m	MA	18.06	+.5	+2.8	+8.2/A
BalY	MA	18.40	+.5	+2.8	+9.0/A

Gerstein Fisher

Name	Obj	NAV	4-wk Rtn	YTD Rtn	3-yr Rtn/Rk
MltFctrGlRlEsSc d	GR	10.67	-.4	+4.0	+6.1/B
MltFctrGrEq d	LG	19.98	+.4	+4.5	+12.6/C
MltFctrIntlGrEq d	FG	13.65	+3.6	+4.4	+5.1/D

Glenmede

Name	Obj	NAV	4-wk Rtn	YTD Rtn	3-yr Rtn/Rk
CorFI	CI	10.66	+1.0	+.2	+1.2/E
MuniInterm	MI	10.91	+.7	+.3	+1.4/C
QuIntlEq	FB	13.26	+4.6	+5.2	+4.0/E
SmCpEqAdv	SB	23.09	-.6	+8.0	+10.5/C
StratEq	LB	22.96	-.9	+3.4	+13.2/A

Goldman Sachs

Name	Obj	NAV	4-wk Rtn	YTD Rtn	3-yr Rtn/Rk
BalStratA m	TV	10.54	+.9	+2.1	+4.2/D
CorFIA m	CI	10.13	+.8	+.2	+1.4/D
CorFIInstl	CI	10.17	+.9	+.2	+1.8/C
CptlGrA m	LG	19.76	-.9	+4.0	+13.2/C
CptlGrInstl	LG	22.68	-.9	+4.0	+13.6/C
DynMuniIncA m	MI	15.70	+.4	+.3	+3.0/A
DynMuniIncInstl	MI	15.69	+.5	+.3	+3.3/A
EMEqA m	EM	18.00	+3.5	+3.8	+10.7/C
EMEqInstl	EM	19.26	+3.5	+3.8	+11.1/C
EnhIncInstl	UB	9.39	+.2	+.1	+1.6/B
EqGrStratA m	WS	16.94	+1.0	+4.2	+9.7/B
EqIncA m	LV	34.90	-2.8	+2.2	+8.5/E
GlbIncA m	IB	12.11	+.8	+.3	+1.7/E
GlbIncInstl	IB	12.09	+.8	+.3	+2.1/D
GovtIncA m	GI	14.35	+.6	-.1	+.7/C
GrIncStratA m	TV	12.62	+.9	+2.9	+6.0/B
GrOppsA m	MG	14.98	+.2	+4.6	+10.7/D
GrOppsC m	MG	8.43	+.2	+4.6	+9.9/D
GrOppsInstl	MG	18.89	+.1	+4.5	+11.1/D
GrStratA m	IH	14.23	+1.1	+3.6	+7.5/A
HQlFltngRtIns	UB	8.71	+.1	+.2	+1.8/B
HYMuniA m	HM	9.63	+.4	+.2	+5.4/A
HYMuniInstl d	HM	9.63	+.5	+.2	+5.7/A
HighYieldA m	HY	6.16	+1.4	+3.6	+6.2/D
HighYieldInstl d	HY	6.18	+1.6	+3.8	+6.6/C
IncBldrA m	CA	21.47	+.2	+2.8	+5.6/B
IntlEqInsA m	FB	11.45	+3.1	+4.6	+7.5/A
IntlEqInsIns	FB	11.75	+3.1	+4.6	+7.9/A
LgCpGrInsA m	LG	27.15	-.7	+4.4	+13.6/C
LgCpGrInsC m	LG	24.07	-.8	+4.4	+12.7/C
LgCpGrInsIns	LG	28.12	-.7	+4.5	+14.0/B
LgCpValA m	LV	13.07	-1.6	+3.2	+7.0/E
LgCpValInsA m	LV	19.51	-1.5	+4.2	+11.2/B
LgCpValInsInstl	LV	19.48	-1.5	+4.2	+11.6/A
MidCpValA m	MB	27.96	-1.8	+4.3	+7.6/D
MidCpValInstl	MB	28.26	-1.8	+4.3	+8.0/D
ShrtDurGovtA m	GS	9.72	+.2	-.1	+.7/C
ShrtDurGovtIns	GS	9.69	+.3	-.1	+1.0/A
ShrtDurTxFrIns	MS	10.56	+.3	+.1	+1.4/A
SmCpEqInsA m	SB	22.97	+.7	+6.8	+12.7/B
SmCpEqInsIns	SB	23.91	+.8	+6.9	+13.2/A
SmCpValA m	SB	45.34	-.5	+6.2	+10.6/C
SmCpValInstl	SB	49.39	-.5	+6.2	+11.0/C
TechOppsA m	ST	19.30	-.2	+4.5	+19.1/C
USEqInsightsA m	LB	43.50	-1.5	+4.2	+12.2/B
USEqInsightsIns	LB	44.85	-1.4	+4.2	+12.6/A
USTxMgdEqA m	LB	21.31	-1.1	+4.3	+10.2/D

GoodHaven

Name	Obj	NAV	4-wk Rtn	YTD Rtn	3-yr Rtn/Rk
GoodHaven d	MV	22.19	-.5	+3.0	+5.6/E

Government Street

Name	Obj	NAV	4-wk Rtn	YTD Rtn	3-yr Rtn/Rk
Eq	LG	67.60	-2.1	+2.6	+9.7/E
MidCp	MB	24.39	-1.5	+3.5	+11.5/B

Green Century

Name	Obj	NAV	4-wk Rtn	YTD Rtn	3-yr Rtn/Rk
Bal d	MA	25.67	-.4	+2.1	+7.7/B
Eq d	LG	39.72	-.6	+3.7	+11.9/D

Greenspring

Name	Obj	NAV	4-wk Rtn	YTD Rtn	3-yr Rtn/Rk
Greenspring	MA	20.74	+.7	+4.9	+8.6/A

Guggenheim

Name	Obj	NAV	4-wk Rtn	YTD Rtn	3-yr Rtn/Rk
HYA m	HY	10.56	...	+1.9	+7.1/B
InvmGradeBdA m	CI	18.33	+.2	-.1	+3.9/A
LgCpValA m	LV	40.84	-1.2	+4.2	+11.7/A
MidCpValA m	SV	27.40	-.9	+6.0	+12.1/A
MidCpValC m	SV	18.50	-1.0	+6.0	+11.2/B
StylPlsLgCrA m	LB	17.84	-1.9	+3.7	+12.2/B
StylPlsMdGrA m	MG	33.91	-.2	+5.1	+11.8/C
WldEqIncA m	WS	14.02	-1.0	+2.8	+7.4/D

GuideMark

Name	Obj	NAV	4-wk Rtn	YTD Rtn	3-yr Rtn/Rk
CorFISvc b	CI	9.00	+.8	+.1	+1.1/E
EmMktsSvc b	EM	12.58	+2.5	+3.1	+12.7
LgCpCorSvc b	LB	16.86	-1.0	+4.3	+10.8/D
SmMidCpCorSvc b	SB	13.44	+.2	+6.3	+11.7/B
WldexUSSvc b	FB	8.40	+2.8	+4.7	+6.7/B

GuideStone Funds

Name	Obj	NAV	4-wk Rtn	YTD Rtn	3-yr Rtn/Rk
AggresivAllcInv	WS	11.03	+.6	+4.3	+10.3
BalAllcInv	CA	11.32	+.7	+2.3	+6.4
CnsrvAllcInv	XY	11.00	+.4	+1.2	+4.2
EqIdxInstl	LB	28.44	-1.6	+3.2	+12.9
EqIdxInv	LB	28.46	-1.6	+3.2	+12.6
ExtnddDrBdIns	CL	16.83	+1.3	+.6	+4.8
ExtnddDrBdInv	CL	16.83	+1.2	+.5	+4.5
GrAllcInv	AL	11.38	+.5	+3.3	+8.4
GrEqInstl	LG	22.56	+.7	+5.1	+14.5
GrEqInv	LG	22.43	+.7	+5.1	+14.2
IntlEqInstl	FB	12.27	+2.6	+4.5	+8.2
IntlEqInv	FB	12.29	+2.5	+4.4	+7.9
LowDurBdInstl	CS	13.21	+.4	...	+1.6
LowDurBdInv	CS	13.21	+.3	...	+1.3
MediumDurBdIns	CI	14.31	+1.1	+.2	+2.2
MediumDurBdInv	CI	14.31	+1.1	+.2	+1.9
SmCpEqInstl	SB	13.81	-.6	+5.9	+10.5
SmCpEqInv	SB	13.78	-.6	+5.9	+10.3
ValEqInstl	LV	17.38	-1.7	+3.5	+9.3
ValEqInv	LV	17.39	-1.8	+3.5	+9.0

Guinness Atkinson

Name	Obj	NAV	4-wk Rtn	YTD Rtn	3-yr Rtn/Rk
ChinaHK d	CH	19.27	-.2	+1.8	+11.0/D
GlbInvtrsInv	LB	36.03	+.4	+3.3	+11.1/C

HSBC

Name	Obj	NAV	4-wk Rtn	YTD Rtn	3-yr Rtn/Rk
OppI	MG	11.26	+.7	+5.8	+12.4/C

Hancock Horizon

Name	Obj	NAV	4-wk Rtn	YTD Rtn	3-yr Rtn/Rk
BrknrdSmCpInv	SB	45.43	-1.7	+7.0	+8.8

Harbor

Name	Obj	NAV	4-wk Rtn	YTD Rtn	3-yr Rtn/Rk
BdInstl	CI	11.14	+.6	+.1	+2.6/B
CnvrtSecInstl d	CV	9.89	+1.1	+3.2	+6.3/E
CptlApprecAdmin b	LG	64.20	+1.2	+5.7	+14.8/B
CptlApprecInstl	LG	65.47	+1.2	+5.7	+15.1/A
CptlApprecInv b	LG	62.81	+1.2	+5.7	+14.7/B
HYBdInstl d	HY	9.52	+1.1	+2.8	+6.4/C
IntlAdmin b	FB	35.40	+4.0	+4.4	+4.0/E
IntlGrInstl	FG	13.56	+3.4	+4.0	+7.0/B
IntlInstl	FB	35.21	+4.0	+4.4	+4.2/D
IntlInv b	FB	34.89	+3.9	+4.4	+3.8/E
LgCpValInstl	LB	13.87	...	+4.8	+13.4/A
LgCpValInv b	LB	14.01	-.1	+4.9	+13.0/A
MidCpGrInstl	MG	8.94	+.5	+6.8	+14.7/A
MidCpValInstl	MV	19.05	+.9	+6.5	+7.5/E
RlRetInstl	IP	8.85	+.7	+.6	+2.2/B
SmCpGrInstl	SG	10.89	+.8	+7.5	+12.0/D
SmCpValInstl	SB	29.12	+.1	+6.0	+12.8/A
SmCpValInv b	SB	28.36	+.1	+6.0	+12.4/B

Harding Loevner

Name	Obj	NAV	4-wk Rtn	YTD Rtn	3-yr Rtn/Rk
EmMktsAdv d	EM	49.69	+2.6	+4.1	+11.9
GlbEqAdv d	WS	30.86	-.3	+4.5	+11.9
IntlEqInstl d	FG	20.15	+1.8	+4.4	+9.5

Hartford

Name	Obj	NAV	4-wk Rtn	YTD Rtn	3-yr Rtn/Rk
BalA m	MA	21.53	-.5	+2.1	+7.0/C
BalC m	MA	21.54	-.6	+2.1	+6.3/D
BalHLSIA	MA	28.13	-.9	+2.4	+7.3/C
BalHLSIB b	MA	28.58	-1.0	+2.4	+7.1/C
BalIncA m	CA	13.20	-.2	+1.7	+7.0/A
BalIncC m	CA	13.00	-.2	+1.6	+6.2/A
BalIncI	CA	13.20	-.2	+1.7	+7.3/A
BalIncR3 b	CA	13.24	-.3	+1.6	+6.7/A
BalIncR4 b	CA	13.25	-.2	+1.7	+7.0/A
CapAppHLSIA	LG	41.64	-.7	+4.4	+10.5/E
CapAppHLSIB b	LG	41.00	-.8	+4.4	+10.3/E
ChecksandBalsA m	MA	8.46	-.8	+2.4	+8.3/A
ChecksandBalsC m	MA	8.40	-.8	+2.4	+7.5/B
CnsrvAllcA m	CA	9.92	+.7	+2.0	+4.9/D
CorEqA m	LB	27.60	-1.9	+2.8	+11.0/C
CorEqC m	LB	25.22	-2.0	+2.7	+10.2/D
CorEqY	LB	27.94	-1.9	+2.8	+11.4/C
CptlApprecA m	LB	31.25	-1.9	+3.8	+10.4/D
CptlApprecC m	LB	22.92	-2.0	+3.8	+9.6/D
CptlApprecI	LB	31.38	-1.9	+3.8	+10.7/D
CptlApprecR3 b	LB	35.01	-2.0	+3.8	+10.1/D
CptlApprecR4 b	LB	36.26	-2.0	+3.8	+10.4/D
CptlApprecY	LB	37.21	-1.9	+3.8	+10.8/D
DiscpEqHLSIA	LB	13.97	-2.0	+2.8	+11.2/C
DiscpEqHLSIB b	LB	13.81	-2.0	+2.8	+11.0/C
DivandGrA m	LV	22.33	-1.7	+3.0	+11.8/A
DivandGrC m	LV	21.50	-1.8	+3.0	+10.9/B
DivandGrHLSIA	LV	20.52	-1.7	+3.1	+12.3/A

Continued on **next page**

Continued from **previous page**

Mutual Funds

Name	Obj	NAV	4-wk Rtn	YTD Rtn	3-yr Rtn/Rk
DivandGrHLSIB b	LV	20.42	-1.7	+3.0	+12.0/A
DivandGrI	LV	22.21	-1.7	+3.0	+12.0/A
DivandGrR3 b	LV	22.66	-1.7	+3.0	+11.4/A
DivandGrR4 b	LV	22.83	-1.7	+3.0	+11.7/A
DivandGrR5	LV	22.92	-1.7	+3.0	+12.0/A
DivandGrY	LV	22.93	-1.7	+3.0	+12.1/A
EmMktsEqY	EM	8.43	+3.8	+3.4	+13.9/A
EmMktsLclDbtI	XP	5.64	+4.5	+2.9	+7.1/B
EmMktsLclDbtY	XP	5.60	+4.4	+2.8	+7.2/B
EqIncA m	LV	17.43	-1.7	+3.0	+10.7/B
EqIncC m	LV	17.34	-1.8	+3.0	+9.9/C
EqIncI	LV	17.32	-1.8	+2.9	+11.0/B
EqIncR3 b	LV	17.46	-1.8	+2.9	+10.4/C
EqIncR4 b	LV	17.48	-1.8	+2.9	+10.7/B
EqIncY	LV	17.61	-1.8	+2.9	+11.1/B
FltngRtA m	BL	8.40	+.9	+2.6	+5.6/B
FltngRtC m	BL	8.48	+.8	+2.6	+4.9/C
FltngRtHiIncA m	BL	9.66	+.9	+2.6	+6.8/A
FltngRtHiIncC m	BL	9.74	+.9	+2.5	+6.0/A
FltngRtHiIncI	BL	9.63	+.9	+2.6	+7.0/A
FltngRtI	BL	8.39	+.9	+2.7	+5.9/A
FltngRtY	BL	8.36	+.8	+2.5	+5.9/A
GlbAllAsstA m	IH	9.05	+2.3	+3.0	+6.1/C
GlbAllAsstC m	IH	8.96	+2.2	+3.0	+5.3/D
GlbAllAsstI	IH	9.08	+2.3	+2.9	+6.4/B
GlbGrHLSIA	WS	25.59	+.2	+4.3	+13.3/A
GlbGrHLSIB b	WS	25.32	+.2	+4.3	+13.0/A
GlbRlAsstY	IH	8.62	+1.3	+4.2	+8.9/A
GrAllcA m	AL	11.40	+.1	+3.5	+8.1/C
GrAllcC m	AL	11.37	+.1	+3.6	+7.3/D
GrOppsA m	LG	34.24	-.8	+6.0	+13.6/C
GrOppsC m	LG	17.90	-.8	+6.0	+12.8/C
GrOppsHLSIA	LG	35.84	-.7	+6.1	+14.1/B
GrOppsHLSIB b	LG	34.14	-.8	+6.1	+13.9/B
GrOppsI	LG	36.33	-.8	+6.0	+13.9/B
GrOppsR4 b	LG	36.70	-.8	+6.0	+13.6/C
GrOppsY	LG	39.48	-.8	+6.0	+14.0/B
HCA m	SH	31.69	-.9	+5.3	+6.9/C
HCC m	SH	25.26	-.9	+5.3	+6.1/D
HCHLSIA	SH	21.65	-.8	+5.3	+7.3/C
HCI	SH	33.43	-.8	+5.3	+7.2/C
HCY	SH	36.60	-.8	+5.3	+7.3/C
HYA m	HY	7.06	+1.3	+3.3	+6.6/C
HYHLSIA	HY	7.69	+1.2	+3.2	+7.1/B
HYHLSIB b	HY	7.56	+1.2	+3.3	+6.9/C
InflPlusA m	IP	10.03	+.7	+.6	+1.6/C
InflPlusC m	IP	9.68	+.6	+.6	+.9/E
InflPlusI	IP	10.21	+.7	+.7	+1.9/C
InflPlusR3 b	IP	9.85	+.6	+.6	+1.3/D
IntlGrA m	FG	12.47	+1.1	+3.3	+6.3/C
IntlOppsA m	FB	13.79	+1.8	+4.3	+4.1/E
IntlOppsC m	FB	12.04	+1.7	+4.2	+3.3/E
IntlOppsHLSIA	FB	14.50	+1.9	+4.2	+4.7/D
IntlOppsHLSIB b	FB	14.69	+1.9	+4.3	+4.4/D
IntlOppsI	FB	13.68	+1.8	+4.3	+4.4/D
IntlOppsR4 b	FB	14.28	+1.8	+4.3	+4.1/D
IntlOppsR5	FB	14.39	+1.8	+4.4	+4.4/D
IntlOppsY	FB	14.47	+1.8	+4.3	+4.5/D
IntlSmCoA m	FR	11.03	+2.0	+5.3	+1.2/E
IntlSmCoY	FR	11.24	+2.0	+5.4	+1.7/E
IntlValY	FV	14.03	+2.2	+4.6	+9.2/A
MidCpA m	MG	25.87	+.2	+6.2	+13.4/B
MidCpC m	MG	17.87	+.1	+6.2	+12.5/C
MidCpGroHLSIA	SB	7.53	-1.7	+5.0	+10.4/C
MidCpHLSIA	MG	35.87	+.3	+6.2	+13.8/B
MidCpHLSIB b	MG	34.88	+.2	+6.2	+13.5/B
MidCpI	MG	26.75	+.2	+6.2	+13.6/B
MidCpR3 b	MG	29.06	+.2	+6.2	+13.0/B
MidCpR4 b	MG	30.34	+.2	+6.2	+13.3/B
MidCpR5	MG	31.29	+.2	+6.2	+13.7/B
MidCpValA m	MB	12.52	+.3	+6.2	+7.3/D
MidCpValHLSIA	MB	10.55	+.3	+6.2	+7.7/D
MidCpValHLSIB b	MB	10.49	+.2	+6.2	+7.4/D
MidCpY	MG	31.61	+.2	+6.1	+13.7/B
ModAllcA m	MA	10.71	+.4	+2.8	+6.6/D
ModAllcC m	MA	10.64	+.4	+2.8	+5.8/E
MuniOppsA m	MI	8.50	+.7	+.3	+1.9/A
MuniOppsC m	MI	8.51	+.6	+.3	+1.2/D
MuniOppsI	MI	8.50	+.7	+.3	+2.2/A
QualityValueA m	LV	17.86	-2.3	+3.5	+9.9/C
SchrEMEqA m	EM	14.52	+3.9	+4.4	+13.7/A
SchrEMEqI	EM	14.49	+4.0	+4.4	+14.0/A
SchrInStkI	FB	11.13	+2.3	+4.1	+7.6/A
SchrUSSCOpI	SB	23.24	+.2	+5.7	+11.3/B
SchrUSSMCOpI	MB	13.54	-.7	+5.2	+10.7/B
ShrtDurA m	CS	9.67	+.6	+.6	+1.9/B
ShrtDurC m	CS	9.67	+.6	+.6	+1.1/D
ShrtDurI	CS	9.66	+.7	+.6	+2.2/A
SmCoA m	SG	17.38	+.3	+7.2	+12.6/D
SmCoHLSIA	SG	19.69	+.2	+7.1	+13.1/D
SmCoHLSIB b	SG	18.16	+.2	+7.2	+12.8/D
SmCpGrA m	SG	39.91	+.5	+7.4	+11.1/E
SmCpGrHLSIA	SG	28.70	+.6	+7.2	+11.7/D
SmCpGrHLSIB b	SG	27.83	+.6	+7.2	+11.4/D
SmCpGrI	SG	41.81	+.5	+7.4	+11.4/D
SmCpGrY	SG	44.71	+.5	+7.4	+11.6/D
SmCpValA m	SB	9.68	+.7	+7.7	+10.1/C
StkHLSIA	LB	79.77	-3.1	+2.1	+11.5/C
StkHLSIB b	LB	79.77	-3.1	+2.1	+11.2/C
StratIncA m	MU	8.23	+1.9	+1.7	+5.7/A
StratIncC m	MU	8.27	+1.8	+1.6	+4.9/B
StratIncI	MU	8.26	+1.9	+1.7	+5.9/A
TtlRetBdA m	CI	9.98	+1.0	+.4	+2.3/B
TtlRetBdHLSIA	CI	10.80	+.9	+.5	+2.9/A
TtlRetBdHLSIB b	CI	10.74	+.9	+.4	+2.6/B
TtlRetBdY	CI	10.07	+.9	+.4	+2.7/A
USGovtSecHLSIA	CI	10.05	+.6	...	+1.0/E
USGovtSecHLSIB b	CI	10.04	+.6	...	+.8/E
UltrShrtBdHLSIA	UB	10.10	+.2	...	+1.1/D
UltrShrtBdHLSIB b	UB	10.10	+.2	+.1	+.9/E
ValHLSIA	LV	13.29	-1.8	+3.7	+9.4/D
ValHLSIB b	LV	13.27	-1.9	+3.8	+9.1/D
WldBdA m	IB	10.47	+1.7	+.5	+2.8/C
WldBdC m	IB	10.27	+1.7	+.5	+2.1/D
WldBdI	IB	10.55	+1.9	+.6	+3.1/C
WldBdY	IB	10.57	+1.7	+.5	+3.2/B
Heartland					
SelValInv m	MV	23.57	-1.7	+3.9	+12.4/A
ValInv m	SV	35.84	+1.7	+6.4	+8.2/D
ValPlusInv m	SV	30.73	+1.6	+7.6	+11.5/B
Hennessy					
CrnrstnGrInv b	SB	18.60	+.9	+7.3	+4.8/E
CrnrstnLgGrInv b	LV	9.26	-2.1	+3.9	+10.5/B
CrnrstnMC30Ins	MB	12.25	+2.3	+7.8	+5.1/E
CrnrstnMC30Inv b	MB	11.84	+2.2	+7.8	+4.7/E
CrnrstnValInv b	LV	15.93	-1.0	+3.9	+11.8/A
EqandIncInstl	MA	13.43	-.7	+1.4	+6.8
EqandIncInv b	MA	14.25	-.8	+1.3	+6.4
FocInstl	MG	70.48	+1.9	+5.1	+9.0/E
FocInv b	MG	68.49	+1.8	+5.1	+8.6/E
GasUtilityInv b	SU	26.41	-2.1	+3.8	+9.9/D
JapanInstl	JS	34.19	-1.1	+2.1	+14.0/A
JapanInv b	JS	33.22	-1.1	+2.1	+13.6/A
SmCpFinclInv b	SF	19.72	-.7	+4.0	+7.3/D
TtlRetInv b	MA	13.07	-1.8	+1.1	+9.5/A
Highland					
FIA m	CI	12.58	+.6	+.7	+2.8/A
FIY	CI	12.57	+.7	+.7	+3.1/A
GlbAllcA m	IH	8.66	+2.9	+5.7	+14.6/A
PremGrEqA m	LG	14.39	-1.9	+.9	+8.1/E
TtlRetA m	MA	21.03	+1.0	+3.7	+5.1/E
Hodges					
Retail m	MG	33.32	-.9	+12.2	+9.5/E
SmCpRetail m	SB	16.95	+1.5	+9.1	+8.2/E
Homestead					
ShrtTrmBd	CS	5.17	+.2	+.1	+1.6/B
ShrtTrmGovtSec	GS	5.14	+.3	...	+.7/C
SmCoStk	SB	27.43	...	+7.3	+4.2/E
StkIdx	LB	19.35	-1.4	+3.6	+12.2/B
Val	LV	47.67	-1.2	+2.2	+12.0/A
Hood River					
SmCpGrInstl d	SG	36.16	-.4	+7.2	+14.1/C
Hotchkis & Wiley					
DiversValInstl	LV	16.89	+1.1	+6.8	+11.6/A
HYA m	HY	11.35	+.3	+2.5	+7.5/B
HYI d	HY	11.42	+.3	+2.5	+7.8/A
LgCpValA m	LV	29.61	+1.0	+6.5	+11.5/A
LgCpValI	LV	29.71	+1.0	+6.6	+11.8/A
MidCpValA m	MV	32.31	+1.4	+11.3	+8.1/D
MidCpValI	MV	32.84	+1.4	+11.2	+8.4/D
SmCpValA m	SV	50.49	-1.2	+7.7	+8.9/D
SmCpValI	SV	50.71	-1.2	+7.7	+9.1/D
ValOppsA m	XM	25.21	+.9	+6.4	+10.8/A
ValOppsC m	XM	23.33	+.9	+6.3	+9.9/B
ValOppsIns	XM	25.14	+1.0	+6.4	+11.0/A
Hundredfold					
SelAltSvc b	TV	21.04	+1.9	+2.5	+6.0
Hussman					
StratGr d	NE	6.71	+2.6	-.4	-7.0/E
StratTtlRet d	TV	12.07	+1.3	+.1	+3.1/E
ICM					
SmCo	SB	25.84	+1.1	+7.4	+13.7/A
ICON					
EmMktsS	EM	14.84	+3.0	+4.4	+7.4/E
EngyS	EE	10.11	-1.2	+9.9	+.8/D
HCS	SH	16.12	-3.8	+2.7	+9.1/B
InfrmatnTechS	ST	12.60	-1.2	+4.5	+14.8/E
NatrlResS	SN	11.67	+1.7	+7.3	+11.6/A
INVESCO					
AmericanValA m	MV	30.53	+.5	+6.7	+8.3/D
AmericanValC m	MV	24.42	+.4	+6.7	+7.5/E
AsiaPacGrA m	PJ	30.38	+3.7	+3.8	+10.8/C
AsiaPacGrC m	PJ	27.89	+3.6	+3.8	+9.9/C
BalRkAllcA m	IH	10.27	+.4	+1.9	+5.6/D
BalRkAllcC m	IH	9.74	+.3	+1.9	+4.8/E
BalRkAllcR5	IH	10.45	+.4	+1.9	+5.9/C
BalRkAllcY	IH	10.44	+.4	+1.9	+5.9/C
CATxFrIncY	MC	11.67	+.5	+.1	+1.8/C
ChtrA m	LB	15.32	-1.1	+4.5	+7.7/E
ChtrC m	LB	14.27	-1.2	+4.5	+6.9/E
ComStkA m	LV	22.57	-.5	+4.9	+11.2/B
ComStkC m	LV	22.57	-.6	+4.8	+10.3/C
CorpBdA m	TW	6.87	+1.0	+1.0	+3.7/B
CorpBdC m	TW	6.92	+.8	+1.0	+2.9/D
DivIncA m	LV	21.06	-1.9	+2.7	+7.4/E
DivIncInv b	LV	21.27	-1.9	+2.7	+7.4/E
DiversDivA m	LV	17.98	-1.4	+2.9	+7.0/E
DiversDivC m	LV	17.74	-1.5	+2.8	+6.2/E
DiversDivInv b	LV	17.97	-1.4	+2.9	+7.1/E
DvlpngMktsA m	EM	31.75	+5.6	+5.4	+12.3/B
DvlpngMktsC m	EM	31.09	+5.5	+5.4	+11.4/C
EndeavorA m	MB	16.82	+2.1	+7.4	+10.4/B
EngyA m	EE	19.89	-.1	+10.9	+1.1/D
EngyC m	EE	17.04	-.1	+10.9	+.3/D
EngyInv b	EE	19.80	-.1	+10.9	+1.1/D
EqWtSP500A m	LB	54.23	-.8	+4.9	+11.5/C
EqWtSP500C m	LB	51.92	-.9	+4.9	+10.7/D
EqWtSP500Y	LB	54.74	-.8	+4.9	+11.8/C
EqandIncA m	MA	9.43	-.7	+3.4	+7.7/B
EqandIncC m	MA	9.25	-.7	+3.4	+6.9/C
EuropeanGrA m	ES	34.50	+3.1	+4.5	+3.4/C
EuropeanGrC m	ES	32.21	+3.0	+4.4	+2.7/D
EuropeanGrInv b	ES	34.40	+3.0	+4.5	+3.5/C
EuropeanSmCoA m	ES	13.86	+3.8	+4.8	+8.3/A
Exch	LV	563.56	-1.7	+3.4	+10.8/B
FltngRtA m	BL	7.39	+.6	+2.3	+5.7/B
FltngRtC m	BL	7.35	+.5	+2.3	+5.1/C
GlbCorEqA m	WS	13.35	+1.1	+4.9	+7.6/D
GlbCorEqC m	WS	12.69	+1.0	+4.9	+6.8/E

Name	Obj	NAV	4-wk Rtn	YTD Rtn	3-yr Rtn/Rk
GlbGrA m	WS	27.50	+1.5	+5.0	+6.0/E
GlbLwVlEqYldA m	WS	12.77	+2.5	+4.4	+5.6/E
GlbRlEsttA m	GR	11.86	-.5	+3.9	+5.3/C
GlbSmMidCpGrA m	SW	15.95	+2.2	+5.7	+6.4/E
GldPrcMtlsA m	SP	3.32	+5.7	+.6	+7.4/E
GldPrcMtlsInv b	SP	3.34	+5.7	+.6	+7.4/E
GrAllcA m	AL	14.86	+.7	+3.4	+7.9/D
GrAllcC m	AL	14.75	+.6	+3.4	+7.1/E
GrandIncA m	LV	21.44	-1.4	+4.7	+10.0/C
GrandIncC m	LV	21.16	-1.5	+4.7	+9.2/D
HCA m	SH	34.19	-1.6	+3.8	+4.8/D
HCC m	SH	22.71	-1.7	+3.7	+4.0/E
HCInv b	SH	34.20	-1.6	+3.8	+4.8/D
HYA m	HY	3.96	+1.2	+2.9	+5.8/D
HYC m	HY	3.95	+1.1	+3.2	+5.0/E
HYInv b	HY	3.96	+1.2	+2.9	+5.8/D
HYMuniA m	HM	9.80	+.5	...	+3.6/B
HYMuniC m	HM	9.77	+.4	+.1	+2.8/C
HYR5	HY	3.95	+1.2	+3.2	+6.1/D
IncomeA m	MU	8.39	...	+.8	+.1/E
IntermTrmMnIncA m	MI	10.96	+.6	+.3	+1.8/B
IntlAllcA m	FB	10.55	+3.6	+4.8	+7.6/A
IntlGrA m	FG	29.04	+3.0	+3.8	+4.4/E
IntlGrC m	FG	26.57	+2.9	+3.7	+3.7/E
IntlGrR5	FG	29.52	+3.0	+3.8	+4.8/D
IntlSmCoA m	FQ	15.94	+4.3	+5.3	+9.5/B
LtdTrmMnIncA m	MS	11.20	+.5	+.2	+.8/C
LtdTrmMnIncA2 f	MS	11.20	+.5	+.1	+1.1/B
MidCpCorEqA m	MB	17.86	+1.1	+4.9	+8.2/D
MidCpCorEqC m	MB	9.70	+1.1	+4.9	+7.4/D
MidCpCorEqR b	MB	17.00	+1.1	+4.8	+7.9/D
MidCpGrA m	MG	32.82	-.2	+4.9	+9.3/E
MidCpGrC m	MG	23.26	-.2	+4.8	+8.5/E
ModAllcA m	MA	12.33	+.8	+2.8	+6.7/D
ModAllcC m	MA	12.23	+.7	+2.8	+5.9/E
MuniIncA m	ML	12.96	+.6	+.2	+2.0/C
NYTxFrIncA m	MY	15.10	+.5	+.1	+1.4/D
PETxFrIncA m	MP	15.89	+.5	+.1	+2.0/B
QualIncA m	CI	11.47	+.6	...	+1.3/E
RlEsttA m	SR	19.39	-4.3	+3.4	+5.0/B
RlEsttC m	SR	19.27	-4.4	+3.3	+4.2/C
SP500IdxA m	LB	27.76	-1.5	+3.6	+12.2/B
SP500IdxC m	LB	26.81	-1.5	+3.6	+11.4/C
SP500IdxY	LB	28.09	-1.4	+3.7	+12.5/B
SelCoA m	SB	16.22	+1.4	+6.7	+13.2/A
SelCoC m	SB	13.39	+1.4	+6.7	+12.3/B
ShTBdA m	CS	8.42	+.3	+.1	+1.7/B
ShTBdC b	CS	8.42	+.3	+.1	+1.4/C
ShrtDrInflPrtA m	IP	10.12	+.6	+.4	+1.0/E
SmCpDiscvA m	SG	8.26	+.1	+7.1	+12.6/D
SmCpEqA m	SB	11.75	+.7	+6.4	+7.6/E
SmCpEqC m	SB	8.95	+.5	+6.3	+6.8/E
SmCpGrA m	SG	33.08	+.4	+6.6	+13.5/C
SmCpGrInv b	SG	34.93	+.4	+6.6	+13.5/C
SmCpGrR b	SG	30.35	+.4	+6.6	+13.2/C
SmCpGrR5	SG	37.81	+.4	+6.7	+13.9/C
SmCpValA m	SV	12.34	+1.9	+10.9	+9.0/D
SmCpValC m	SV	7.84	+1.8	+10.7	+8.2/D
SummitP b	LG	18.35	+.6	+5.9	+13.8/B
TechA m	ST	42.83	+1.1	+6.0	+14.9/E
TechC m	ST	33.88	+1.0	+6.0	+14.0/E
TechInv b	ST	42.60	+1.1	+6.0	+15.0/E
TechSectA m	ST	21.44	+.9	+6.0	+14.7/E
IVA					
IntlA m	FQ	14.91	+2.0	+3.4	+3.5/E
IntlI d	FQ	14.92	+1.9	+3.4	+3.7/E
WldwideA m	IH	16.35	+1.6	+3.0	+5.8/C
WldwideC m	IH	15.98	+1.5	+2.9	+5.0/D
WldwideI d	IH	16.39	+1.6	+2.9	+6.1/C
Intrepid					
CptlInv m	MA	10.36	-1.0	+2.4	+4.4/E
EnduranceInv m	SV	13.45	-.2	+.9	+2.0/E
361					
MgdFutsStratI	FF	11.25	-5.3	-1.6	+1.7/A
MgdFutsStratInv b	FF	11.05	-5.4	-1.6	+1.4/A
InvestEd					
Bal m	MA	9.59	+.5	+2.2	+6.9/C
Cnsrv m	CA	10.34	+.4	+1.5	+4.6/D
Gr m	AL	10.49	+.4	+2.9	+8.7/B
IronBridge					
SMIDCp	MG	9.84	-.7	+4.7	+10.6/D
SmCp	SG	11.95	-1.2	+5.1	+10.0/E
Ironclad Funds					
MgdRk d	XR	9.73	-2.6	+1.5	+4.2/D
Ivy					
AsstStratA m	IH	19.43	+.3	+2.7	+4.0/E
AsstStratB m	IH	18.04	+.2	+2.7	+3.2/E
AsstStratC m	IH	18.20	+.2	+2.7	+3.3/E
AsstStratI	IH	19.72	+.4	+2.8	+4.3/E
AsstStratR b	IH	19.17	+.3	+2.7	+3.7/E
AsstStratY b	IH	19.49	+.3	+2.7	+4.0/E
BalA m	MA	22.11	-.4	+2.4	+5.3/E
BalB m	MA	21.85	-.4	+2.4	+4.6/E
BalC m	MA	21.94	-.4	+2.4	+4.6/E
CorEqA m	LG	12.36	-1.9	+2.6	+9.3/E
CorEqC m	LG	10.40	-2.0	+2.7	+8.5/E
EmMktsEqA m	EM	17.50	+4.6	+4.3	+12.2/B
EmMktsEqC m	EM	15.00	+4.4	+4.3	+11.4/C
EmMktsEqI	EM	18.05	+4.6	+4.3	+12.7/B
EmMktsEqY b	EM	17.84	+4.5	+4.3	+12.3/B
EngyA m	EE	9.26	+2.2	+14.3	-1.7/E
GlbBdA x	MU	9.48	+1.0	+.6	+4.5/C
GlbBdI x	MU	9.48	+1.0	+.6	+4.8/B
GlbGrA m	WS	39.58	...	+3.7	+7.9/D
GlbGrI	WS	40.46	+.1	+3.8	+8.2/D
HiIncA m	HY	7.06	+.1	+2.7	+8.2/A
HiIncB m	HY	7.06	+.1	+2.7	+7.4/B
HiIncC m	HY	7.06	+.1	+2.7	+7.4/B
HiIncI	HY	7.06	+.2	+2.7	+8.5/A
HiIncY b	HY	7.06	+.1	+2.7	+8.2/A
IntlCorEqA m	FB	15.86	+2.6	+4.2	+4.5/D
IntlCorEqC m	FB	13.98	+2.5	+4.1	+3.8/E
IntlCorEqI	FB	15.95	+2.6	+4.2	+4.8/D
IntlCorEqY b	FB	15.97	+2.6	+4.2	+4.5/D
LgCpGrA m	LG	20.32	-.9	+3.6	+13.9/B
LgCpGrC m	LG	16.39	-1.0	+3.5	+13.1/C
LgCpGrI	LG	21.52	-.9	+3.6	+14.2/B
LtdTrmBdA m	CS	10.64	+.6	...	+1.3/C
LtdTrmBdC m	CS	10.64	+.5	-.1	+.6/E
LtdTrmBdI	CS	10.64	+.6	...	+1.6/C
MgdIntlOppsA m	FB	9.61	+2.6	+4.1	+5.4/C
MidCpGrA m	MG	22.10	+.7	+5.9	+15.5/A
MidCpGrC m	MG	18.40	+.7	+5.9	+14.7/A
MidCpGrI	MG	24.03	+.8	+5.9	+15.8/A
MidCpGrR b	MG	21.44	+.7	+5.9	+15.1/A
MidCpGrY b	MG	23.18	+.7	+5.9	+15.5/A
MuniBdA m	MI	11.60	+.5	+.3	+1.4/C
MuniHiIncA m	HM	4.95	...	-.1	+1.9/E
MuniHiIncC m	HM	4.95	-.1	-.1	+1.2/E
MuniHiIncI	HM	4.95	...	-.1	+2.2/E
NaturalResA m	SN	13.00	+2.0	+8.8	+4.7/D
NaturalResI	SN	13.58	+2.0	+8.8	+5.2/D
PzenaIntlValA m	WS	14.57	+3.0	+4.5	+7.4/D
SciAndTechA m	ST	56.39	+.3	+5.8	+13.5/E
SciAndTechC m	ST	47.15	+.2	+5.8	+12.6/E
SciAndTechY b	ST	59.88	+.3	+5.8	+13.5/E
SciandTechI	ST	62.88	+.3	+5.8	+13.8/E
SciandTechR b	ST	54.61	+.3	+5.8	+13.1/E
SecCrBdA m	CI	10.38	+.7	+.2	+2.6/B
SecReEsSecsA m	SR	21.87	-5.0	+2.7	+3.0/D
SecReEsSecsY b	SR	21.90	-5.0	+2.6	+3.2/D
SmCpGrA m	SG	15.67	+1.1	+7.1	+15.8/B
SmCpGrC m	SG	12.07	+1.0	+7.0	+15.0/B
SmCpGrInstl	SG	21.33	+1.1	+7.1	+16.2/B
SmCpGrY b	SG	19.96	+1.0	+7.1	+15.9/B
SmCpValA m	SB	15.49	-.9	+5.3	+13.3/A
ValA m	LV	21.40	-.2	+3.6	+8.4/E
JPMorgan					
CATaxFrBdA m	MF	10.68	+.7	+.3	+1.1/D
CATaxFrBdC m	MF	10.58	+.6	+.2	+.6/E
CATaxFrBdI	MF	10.44	+.6	+.3	+1.2/D
CPBondA m	CI	8.04	+.9	+.2	+2.4/B
CPBondC m	CI	8.09	+.9	+.2	+1.7/D
CPBondI	CI	8.04	+.9	+.2	+2.7/A
CPBondR6	CI	8.04	+.8	+.2	+2.7/A
CoreBondA m	CI	11.27	+.8	-.1	+1.6/D
CoreBondC m	CI	11.34	+.7	-.1	+.9/E
CoreBondI	CI	11.26	+.8	-.1	+1.8/C
CoreBondR5	CI	11.24	+.7	-.1	+1.9/C
CoreBondR6	CI	11.27	+.8	-.1	+2.0/C
DiversifiedA m	MA	15.14	+.7	+3.2	+7.0/C
DiversifiedI	MA	15.23	+.7	+3.2	+7.2/C
DiversifiedL	MA	15.20	+.7	+3.2	+7.5/B
EmMktsEqA m	EM	25.43	+4.9	+4.8	+15.0/A
EmMktsEqC m	EM	24.69	+4.8	+4.8	+14.5/A
EmMktsEqI	EM	25.99	+4.9	+4.8	+15.3/A
EmMktsEqL	EM	26.17	+4.9	+4.8	+15.5/A
EqIncA m	LV	15.91	-1.9	+2.2	+11.4/A
EqIncI	LV	16.20	-1.9	+2.2	+11.7/A
EquityIndexA m	LB	39.63	-1.4	+3.6	+12.3/B
EquityIndexC m	LB	39.23	-1.5	+3.6	+11.6/C
EquityIndexI	LB	39.69	-1.4	+3.6	+12.6/B
EurpDnycA m	ES	21.90	+4.3	+3.9	+1.8/D
EurpDnycI	ES	22.31	+4.4	+4.0	+2.1/D
EurpDnycL	ES	22.56	+4.4	+3.9	+2.3/D
GovernmentBondI	GI	10.29	+.8	-.2	+1.3/A
GrowthAdvtgA m	LG	18.68	+.8	+5.6	+15.4/A
GrowthAdvtgI	LG	19.30	+.8	+5.6	+15.7/A
GrowthAndIncA m	LV	44.81	-1.5	+2.8	+10.8/B
HighYieldA m	HY	6.97	+1.4	+3.3	+6.6/C
HighYieldC m	HY	6.98	+1.2	+3.3	+6.0/D
HighYieldI	HY	7.01	+1.4	+3.2	+6.9/C
HighYieldR5	HY	7.02	+1.4	+3.2	+6.9/B
HighYieldR6	HY	7.01	+1.2	+3.2	+7.0/B
IntermTxFrBdA m	MI	10.84	+.7	+.3	+.9/E
IntermTxFrBdC m	MI	10.57	+.6	+.2	+.3/E
IntermTxFrBdI	MI	10.65	+.7	+.3	+1.2/D
IntlAdvgA m	FB	18.64	+4.0	+5.0	+4.4/D
IntlAdvgI	FB	19.37	+4.1	+5.0	+4.7/D
IntlEqA m	FB	14.82	+2.8	+3.6	+6.2/C
IntlEqI	FB	15.04	+2.9	+3.7	+6.4/B
IntlRsrchEnhEqA m	FB	16.08	+3.0	+4.2	+5.9/C
IntlRsrchEnhEqI	FB	16.26	+3.1	+4.2	+6.1/C
IntlValueA m	FV	11.68	+4.2	+4.8	+4.2/D
IntlValueI	FV	11.95	+4.2	+4.6	+4.5/D
IntlValueL	FV	11.88	+4.2	+4.8	+4.6/D
IntrepidAmrA m	LB	33.50	...	+4.7	+11.2/C
IntrepidAmrI	LB	34.54	...	+4.6	+11.5/C
IntrepidGrR5	LG	50.65	+.7	+5.2	+14.7/B
IntrepidGrowthA m	LG	50.56	+.7	+5.2	+14.2/B
IntrepidGrowthI	LG	51.38	+.7	+5.2	+14.5/B
IntrepidMidCapA m	MB	16.67	-.5	+5.5	+8.8/C
IntrepidMidCapC m	MB	13.41	-.6	+5.4	+8.1/D
IntrepidMidCapI	MB	17.78	-.5	+5.5	+9.0/C
IntrepidValueA m	LV	28.83	-.3	+4.6	+10.1/C
IntrepidValueI	LV	29.00	-.3	+4.6	+10.3/C
IntrepidValueR5	LV	29.11	-.3	+4.6	+10.5/B
InvCnsrvGrA m	CA	11.88	+.8	+1.5	+4.8/D
InvCnsrvGrC m	CA	11.82	+.7	+1.5	+4.2/E
InvCnsrvGrI	CA	11.95	+.7	+1.5	+5.0/D
InvGrIncA m	AL	15.51	+.8	+3.3	+8.2/C
InvGrIncC m	AL	15.02	+.7	+3.2	+7.6/D
InvGrIncI	AL	15.24	+.8	+3.3	+8.5/C
InvestorBalA m	MA	13.93	+.7	+2.4	+6.6/D
InvestorBalC m	MA	13.70	+.7	+2.5	+6.0/D
InvestorBalI	MA	13.96	+.8	+2.5	+6.9/C
InvestorGrowthA m	XM	18.15	+.8	+4.2	+9.9/B
InvestorGrowthC m	XM	16.84	+.8	+4.1	+9.2/C
InvestorGrowthI	XM	18.57	+.9	+4.2	+10.1/A
LCapGrA m	LG	34.60	+.9	+5.9	+15.5/A
LCapGrI	LG	35.04	+.9	+5.9	+15.7/A

Name	Obj	NAV	4-wk Rtn	YTD Rtn	3-yr Rtn/Rk
LargeCapValueA m	LV	13.03	+.3	+5.6	+11.0/B
LargeCapValueI	LV	12.80	+.3	+5.6	+11.3/B
LtdDurBdA m	CS	9.98	+.3	...	+1.5/C
LtdDurBdI	CS	9.98	+.3	...	+1.7/B
LtdDurBdR6	CS	10.00	+.3	...	+1.9/B
MCapValA m	MB	33.65	-1.9	+4.4	+7.8/D
MCapValC m	MB	32.33	-1.9	+4.4	+7.2/E
MCapValI	MB	34.02	-1.9	+4.4	+8.1/D
MCapValL	MB	34.43	-1.8	+4.4	+8.3/D
MidCapEquityI	MG	43.62	-.1	+5.1	+10.3/D
MidCapGrowthA m	MG	26.95	+1.5	+5.7	+11.7/C
MidCapGrowthC m	MG	20.79	+1.5	+5.7	+11.2/C
MidCapGrowthI	MG	31.35	+1.5	+5.7	+12.1/C
MktExpnEnhIdxA m	SB	9.10	+.2	+6.3	+11.0/C
MktExpnEnhIdxI	SB	9.26	+.2	+6.3	+11.3/B
MortgBackedScA m	CI	11.27	+.7	-.1	+1.9/C
MortgBackedScI	CI	10.98	+.7	-.1	+2.1/C
MortgBackedScR6	CI	10.98	+.7	-.1	+2.3/B
MunicipalIncA m	MI	9.50	+.7	+.3	+1.1/D
MunicipalIncI	MI	9.43	+.7	+.3	+1.4/C
NYTxFrBdA m	MN	6.68	+.7	+.1	+.8/D
NYTxFrBdC m	MN	6.68	+.6	+.3	+.3/E
NYTxFrBdI	MN	6.71	+.5	+.1	+1.0/C
RealtyIncomeL	SR	12.54	-3.8	+3.9	+2.8/E
RsrchMktNetrlL	NE	15.23	+.6	-.7	+2.1/B
ScapEqA m	SB	44.01	-1.1	+5.2	+12.7/B
ScapEqC m	SB	31.95	-1.2	+5.2	+12.1/B
ScapEqI	SB	51.25	-1.1	+5.2	+13.0/A
ScapEqR5	SB	51.35	-1.1	+5.2	+13.2/A
ShDurBdA m	CS	10.69	+.4	...	+.7/E
ShDurBdI	CS	10.70	+.4	-.1	+.9/D
ShDurBdR6	CS	10.70	+.5	...	+1.2/D
SmCpBldA m	SG	17.48	+.7	+6.4	+20.0/A
SmCpBldI	SG	20.96	+.8	+6.4	+20.3/A
SmallCapCoreR5	SB	46.72	+.8	+7.9	+13.0/A
SmallCapGrowthA m	SG	14.41	+1.6	+7.4	+19.9/A
SmallCapGrowthI	SG	16.13	+1.7	+7.5	+20.2/A
SmallCapGrowthL	SG	16.68	+1.7	+7.4	+20.4/A
SmallCapValueA m	SV	22.90	-.4	+7.1	+9.6/C
SmallCapValueI	SV	24.50	-.4	+7.1	+9.9/C
SmallCapValueR5	SV	24.53	-.4	+7.1	+10.0/C
SmallCapValueR6	SV	24.56	-.4	+7.1	+10.1/C
SmtRetr2020A m	TE	17.94	+.7	+2.1	+6.2/C
SmtRetr2020I	TE	18.01	+.7	+2.2	+6.3/C
SmtRetr2020R5	TE	18.03	+.7	+2.2	+6.4/C
SmtRetr2030A m	TH	19.16	+.7	+3.0	+7.8/D
SmtRetr2030I	TH	19.22	+.8	+3.0	+7.9/C
SmtRetr2030R5	TH	19.27	+.7	+3.0	+8.0/C
SmtRetr2040A m	TJ	19.91	+.6	+3.6	+8.6/D
SmtRetr2040I	TJ	19.97	+.6	+3.6	+8.8/D
SmtRetr2040R5	TJ	20.02	+.7	+3.6	+8.9/C
SmtRetrIncI	RI	17.07	+.6	+1.8	+5.0/B
SmtRetrIncR5	RI	17.10	+.7	+1.8	+5.1/B
TaxAwareEqI	LB	31.55	-1.0	+3.1	+12.6/A
TaxAwrRlRetI	MS	9.21	+.2	+.8	+1.3/A
TaxFreeBondA m	ML	11.73	+.4	+.1	+1.6/D
TaxFreeBondI	ML	11.68	+.5	+.1	+1.8/C
USEquityA m	LB	14.05	-.9	+4.7	+12.1/B
USEquityC m	LB	13.56	-.9	+4.6	+11.5/C
USEquityI	LB	14.09	-.8	+4.7	+12.3/B
USEquityL	LB	14.11	-.9	+4.7	+12.5/B
USEquityR5	LB	14.12	-.8	+4.7	+12.5/B
USLCpCrPlsA m	LB	24.33	-.9	+3.9	+11.2/C
USLCpCrPlsC m	LB	22.94	-.9	+3.8	+10.7/D
USLCpCrPlsI	LB	24.68	-.8	+3.9	+11.5/C
USLCpCrPlsR5	LB	24.80	-.8	+3.9	+11.7/C
USRsrchEnhEqI	LB	24.50	-.9	+3.9	+11.8/B
USRsrchEnhEqL	LB	24.46	-.9	+3.9	+11.9/B
USRsrchEnhEqR6	LB	24.47	-1.0	+3.9	+12.0/B
USSmallCompI	SB	15.76	...	+7.4	+10.2/C
USSmallCompL	SB	15.74	...	+7.4	+10.4/C
ValueAdvtgA m	LV	31.56	-2.0	+3.8	+9.8/C
ValueAdvtgC m	LV	31.49	-2.0	+3.8	+9.3/D
ValueAdvtgI	LV	31.71	-2.0	+3.8	+10.1/C
ValueAdvtgL	LV	31.71	-2.0	+3.8	+10.3/C
Jacob					
InternetInv m	ST	4.50	+3.0	+7.9	+18.2/C
James Advantage					
BalGldRnR b	CA	19.83	+.2	+2.3	+1.3/E
Janus Henderson					
BalancedC m	MA	31.10	-.8	+1.6	+8.6/A
BalancedS b	MA	31.39	-.7	+1.7	+9.2/A
BalancedT	MA	31.43	-.7	+1.6	+9.5/A
ContrarianT	MB	17.65	+1.0	+5.9	+7.8/D
EnterpriseS b	MG	111.29	+.9	+4.7	+15.7/A
EnterpriseT	MG	114.01	+.9	+4.7	+16.0/A
EuropeanFocusA m	ES	25.58	+4.1	+6.5	-4.1/E
EuropeanFocusC m	ES	24.28	+4.0	+6.5	-4.8/E
FlexibleBondT	CI	9.95	+.7	+.3	+1.5/D
FortyA m	LG	30.75	+1.0	+4.5	+14.6/B
FortyS b	LG	29.50	+1.0	+4.5	+14.4/B
GlobalEqIncA m	FV	6.49	+1.1	+3.5	+4.5/D
GlobalEqIncC m	FV	6.45	+1.2	+3.7	+3.8/D
GlobalLifeSciT	SH	53.10	+.4	+5.7	+8.5/B
GlobalResearchS b	WS	72.18	+.7	+3.7	+10.1/B
GlobalResearchT	WS	71.06	+.7	+3.7	+10.4/B
GlobalSelectT	WS	13.56	+1.8	+4.2	+10.9/A
GlobalTechT	ST	30.41	+.5	+4.8	+23.4/A
GrowthAndIncT	LB	51.28	-1.5	+2.5	+14.5/A
High-YieldT	HY	7.97	+.9	+2.7	+6.2/D
MidCapValueS b	MV	13.49	-1.3	+4.9	+8.9/C
MidCapValueT	MV	13.30	-1.3	+4.8	+9.1/C
OverseasS b	FB	28.46	+2.7	+4.0	+5.0/D
OverseasT	FB	28.44	+2.7	+4.0	+5.3/D
ResearchT	LG	42.30	-.8	+4.0	+11.4/D
Short-TermBondT	CS	2.98	+.5	+.4	+1.2/D
SmallCapValueL	SV	19.88	-.4	+4.7	+11.3/B
SmallCapValueT	SV	19.27	-.4	+4.7	+11.1/B
VITBalInstl	MA	34.31	-.6	+1.7	+9.6/A
VITEntrprsInstl	MG	70.15	+.9	+4.7	+16.8/A
VITFlexBdInstl	CI	11.23	+.6	+.2	+1.5/D
VITFortyInstl	LG	36.87	+1.1	+4.7	+15.3/A
VITGlRsrchInstl	WS	48.86	+.7	+3.7	+10.6/B
VITOvrsInstl	FB	27.78	+2.7	+4.0	+5.6/C
VITRsrchInstl	LG	35.05	-.7	+4.0	+11.7/D
VentureT	SG	68.46	+.2	+5.9	+12.2/D
Jensen					
QualGrI	LG	44.25	-3.1	+1.8	+15.4/A
QualGrJ b	LG	44.25	-3.1	+1.8	+15.1/A
John Hancock					
AbsRetCcyI	CR	9.14	-.7	+.1	+1.1/C
BalA m	MA	18.50	...	+2.6	+7.6/B
BalC m	MA	18.48	-.1	+2.6	+6.8/D
BalI	MA	18.48	...	+2.6	+7.9/B
BdA m	CI	15.24	+.9	+.5	+2.6/B
BdC m	CI	15.24	+.8	+.5	+1.9/C
BdI	CI	15.24	+.9	+.5	+2.9/A
BdR6	CI	15.27	+.9	+.5	+3.1/A
CATxFrIncA m	MC	10.60	+.7	+.2	+1.9/C
ClassicValA m	LV	29.31	+1.7	+7.0	+11.0/B
ClassicValI	LV	29.33	+1.7	+7.0	+11.3/B
CorBd1 b	CI	12.54	+.8	...	+1.5/D
CptlAprc1 b	LG	13.81	+1.2	+5.7	+15.0/A
CptlAprcNAV	LG	13.85	+1.2	+5.7	+15.0/A
DiscpValA m	LV	19.18	-2.0	+3.5	+10.4/C
DiscpValC m	LV	18.01	-2.1	+3.4	+9.6/D
DiscpValI	LV	18.53	-2.1	+3.5	+10.7/B
DiscpValI2	LV	18.53	-2.1	+3.5	+10.7/B
DiscpValMCA m	MB	17.64	-.9	+4.9	+8.2/D
DiscpValMCC m	MB	17.71	-1.0	+4.9	+7.4/D
DiscpValMCI	MB	18.40	-.9	+5.0	+8.5/C
DiscpValMCR2 b	MB	18.35	-1.0	+4.9	+8.1/D
DiscpValMCR6	MB	18.38	-.9	+4.9	+8.6/C
DiscpValR4 b	LV	18.55	-2.0	+3.5	+10.5/B
DiscpValR5	LV	18.56	-2.1	+3.5	+10.7/B
DiscpValR6	LV	18.56	-2.0	+3.5	+10.8/B
EmMktsA m	EM	10.38	+4.3	+3.3	+11.5/B
EmMktsI	EM	10.36	+4.3	+3.3	+11.9/B
EmMktsNAV	EM	10.35	+4.3	+3.3	+12.0/B
EqInc1 b	LV	16.87	-1.6	+3.8	+11.5/A
FdmtlLgCpCorA m	LB	39.41	+1.3	+6.5	+9.6/D
FdmtlLgCpCorC m	LB	34.45	+1.2	+6.4	+8.8/E
FdmtlLgCpCorI	LB	41.33	+1.3	+6.4	+9.8/D
FinclIndsA m	SF	16.49	-1.0	+4.7	+9.3/B
FltngRtIncA m	BL	8.23	+.7	+2.6	+5.0/C
FltngRtIncC m	BL	8.27	+.8	+2.7	+4.3/D
FltngRtIncI	BL	8.23	+.7	+2.6	+5.3/B
GlbAbsRetStrA m	AM	9.92	+.6	+.4	-1.2/E
GlbAbsRetStrC m	AM	9.72	+.6	+.4	-1.9/E
GlbAbsRetStrI	AM	10.02	+.6	+.4	-.9/E
GlbAbsRetStrR6	AM	10.05	+.6	+.4	-.8/E
GlbBd1 b	IB	12.52	+1.9	+.6	+3.2/B
GlbholderYldA m	WS	10.37	...	+3.2	+6.7/E
GlbholderYldC m	WS	10.39	-.1	+3.2	+6.0/E
GlbholderYldI	WS	10.41	...	+3.2	+7.0/E
GovtIncA m	GI	9.06	+.8	-.1	+.5/D
HY1 b	HY	7.72	+1.0	+3.8	+8.2/A
HYA m	HY	3.31	+1.4	+3.3	+7.0/B
HYC m	HY	3.31	+1.3	+3.3	+6.3/C
HYI	HY	3.31	+1.4	+3.3	+7.4/B
HYMuniBdA m	HM	7.77	+.5	+.2	+2.7/D
IncA m	MU	6.13	+.9	+1.2	+1.7/E
IncC m	MU	6.13	+.9	+1.2	+1.0/E
IncI	MU	6.12	+1.0	+1.3	+2.0/E
IntlGrA m	FG	24.22	+.2	+2.4	+7.3/B
IntlGrI	FG	24.25	+.2	+2.4	+7.6/B
IntlSmCp1 b	FA	16.41	+4.1	+6.1	+6.5/B
IntlVal1 b	FV	14.82	+3.1	+4.1	+7.9/A
IntlValNAV	FV	14.77	+3.1	+4.1	+7.9/A
InvmGradeBdA m	CI	10.12	+.7	+.1	+1.9/C
MidCpStk1 b	MG	18.37	-.9	+6.5	+13.6/B
MlMg2010Lftm1 b	TA	8.20	+1.0	+2.2	+6.2/A
MlMg2010LftmA m	TA	8.21	+1.0	+2.2	+5.8/C
MlMg2015Lftm1 b	TD	8.41	+.8	+2.3	+6.7/B
MlMg2015LftmA m	TD	8.43	+.7	+2.3	+6.3/C
MlMg2020Lftm1 b	TE	9.11	+.8	+2.8	+7.5/A
MlMg2020LftmA m	TE	9.14	+.9	+2.8	+7.1/B
MlMg2025Lftm1 b	TG	9.57	+.8	+3.1	+8.4/A
MlMg2025LftmA m	TG	9.63	+.9	+3.2	+8.0/B
MlMg2030Lftm1 b	TH	9.76	+.8	+3.6	+9.2/A
MlMg2030LftmA m	TH	9.81	+.8	+3.6	+8.8/B
MlMg2035Lftm1 b	TI	10.08	+.8	+3.9	+9.7/A
MlMg2035LftmA m	TI	10.03	+.7	+3.9	+9.3/B
MlMg2040Lftm1 b	TJ	10.09	+.8	+4.2	+10.1/A
MlMg2040LftmA m	TJ	10.05	+.7	+4.1	+9.7/B
MlMg2045Lftm1 b	TK	9.91	+.7	+4.2	+10.0/B
MlMg2045LftmA m	TK	9.86	+.7	+4.2	+9.7/C
MlMg2050Lftm1 b	TN	10.73	+.7	+4.3	+10.1/B
MltIdx2020Prs1 b	TE	10.81	+.9	+.8	+4.1/E
MltIdx2025Prs1 b	TG	11.62	+.9	+1.6	+6.1/E
MltIdx2030Prs1 b	TH	12.10	+.9	+2.5	+7.9/C
MltIdx2035Prs1 b	TI	12.31	+.8	+3.1	+8.9/C
MltIdx2040Prs1 b	TJ	12.44	+.7	+3.4	+9.5/B
MltIdx2045Prs1 b	TK	12.55	+.6	+3.5	+9.7/C
MltIdx2050Prs1 b	TN	11.14	+.6	+3.6	+9.8/C
MltIdxIncPrs1 b	RI	10.69	+.7	+.6	+2.8/E
MltMgLsAgr1 b	XM	13.61	+.8	+4.5	+10.0/B
MltMgLsAgrA m	XM	13.69	+.7	+4.5	+9.6/C
MltMgLsAgrC m	XM	13.74	+.7	+4.5	+8.8/D
MltMgLsBl1 m	MA	13.46	+.8	+3.1	+7.0/C
MltMgLsBl5	MA	13.37	+.7	+3.1	+7.4/B
MltMgLsBlA b	MA	13.37	+.8	+3.2	+7.4/B
MltMgLsBlC m	MA	13.46	+.7	+3.1	+6.2/D
MltMgLsBlR6	MA	13.37	+.8	+3.1	+7.4/B
MltMgLsCns1 b	XY	12.26	+1.0	+1.6	+4.1/B
MltMgLsCnsA m	XY	12.28	+.9	+1.5	+3.7/C
MltMgLsCnsC m	XY	12.28	+.8	+1.5	+3.0/E
MltmgLsMd1 b	CA	12.51	+.9	+2.4	+5.8/B
MltmgLsMd5	CA	12.49	+.9	+2.3	+5.8/B
MltmgLsMdA m	CA	12.55	+.9	+2.3	+5.4/C
MltmgLsMdC m	CA	12.55	+.8	+2.3	+4.6/D
MltmgrLsGr1 b	AL	13.66	+.8	+3.8	+8.6/B

Name	Obj	NAV	4-wk Rtn	YTD Rtn	3-yr Rtn/Rk
MltmgrLsGr5	AL	13.64	+.7	+3.9	+8.7/B
MltmgrLsGrA m	AL	13.74	+.7	+3.9	+8.3/C
MltmgrLsGrC m	AL	13.77	+.7	+3.8	+7.5/D
NewOpps1 b	SB	21.82	+.6	+8.3	+11.6/B
RegionalBankA m	SF	23.72	-1.1	+6.0	+12.3/A
RegionalBankC m	SF	22.52	-1.2	+5.9	+11.6/A
RlEsttSec1 b	SR	11.82	-4.4	+3.3	+5.1/B
RlRetBd1 b	IP	10.63	+.6	+.6	+1.9/C
SmCoVal1 b	SB	23.36	-.4	+6.0	+13.5/A
StratIncOppsA m	MU	10.12	+1.2	+2.0	+2.1/E
StratIncOppsC m	MU	10.12	+1.1	+2.0	+1.4/E
StratIncOppsI	MU	10.12	+1.2	+2.0	+2.4/E
TtlRetNAV	CI	12.96	+.7	+.2	+2.2/B
TxFrBdA m	ML	9.50	+.6	+.2	+1.5/D
USGlbLdrsGrA m	LG	43.00	...	+3.4	+13.1/C
USGlbLdrsGrC m	LG	35.36	-.1	+3.4	+12.3/D
USGlbLdrsGrI	LG	46.58	...	+3.4	+13.4/C
USGr1 b	LG	10.52	-1.0	+3.3	+16.0/A
USGrA m	LG	10.53	-1.1	+3.3	+15.6/A
USGrI	LG	10.52	-1.1	+3.3	+16.0/A
USHYBd1 b	HY	10.76	+.9	+2.8	+7.7/A
sBlueChipGr1 b	LG	35.93	+.4	+5.1	+16.6/A
KL					
AllcInstl	IH	12.70	+1.0	+1.7	+2.8/E
Keeley					
SmCpDivValI	SV	15.14	-.7	+7.0	+10.0/C
SmCpValA m	SB	25.29	+1.4	+7.8	+5.7/E
SmCpValI	SB	25.63	+1.4	+7.7	+5.9/E
Kellner					
SmMidCpValI	SB	11.31	+.9	+7.2	+10.7/C
Kempner					
MlCpDepValIns	LV	9.87	+.4	+5.6	+10.4/B
Kinetics					
InternetNoLoad d	LG	28.33	+1.8	+4.2	+8.7/E
ParadigmInstl d	MG	45.11	+3.6	+8.2	+19.2/A
ParadigmNoLoad d	MG	44.70	+3.6	+8.2	+18.9/A
SmCptlOppsNLd d	SB	55.42	+2.6	+7.5	+21.3
Kirr Marbach					
PtnrsVal m	MG	19.64	+1.4	+7.1	+6.2/E
LKCM					
AqnsCthlcEq m	LG	13.42	-.4	+4.8	+11.1/E
EqInstl d	LG	24.35	-.2	+4.3	+13.6/C
FI d	TW	10.51	+.8	+.4	+2.0/E
SmCptlEqIns d	SG	15.31	-.7	+6.4	+11.7/D
LSV					
ValEq	LV	24.26	...	+5.3	+10.1/C
Laudus					
IntlMktMtrsInv	FG	20.37	+3.1	+4.9	+6.3/C
IntlMktMtrsSel	FG	20.32	+3.1	+4.9	+6.5/C
SCMktMtrsInv	SB	14.74	-.4	+7.3	+8.8/D
USLgCpGr	LG	19.13	-.1	+5.1	+15.9/A
Lazard					
DevMEqIns	EM	11.98	+5.0	+4.9	+13.8/A
EMDbtInstl	EB	7.54	+3.8	+2.6	+5.5/C
EMEqBlndInstl	EM	10.55	+4.1	+5.3	+11.3/C
EMEqInstl	EM	16.83	+4.5	+4.8	+12.2/B
EMEqOpen b	EM	17.32	+4.5	+4.8	+11.9/B
GlbLtdInfrsIns	XO	13.95	+1.3	+3.3	+10.7/A
GlbLtdInfrsOpn b	XO	13.96	+1.3	+3.3	+10.5/A
IntlEqInstl	FB	16.18	+2.5	+3.2	+3.6/E
IntlEqOpen b	FB	16.38	+2.5	+3.2	+3.3/E
IntlStratEqIns	FG	13.39	+2.7	+3.9	+6.1/C
IntlStratEqOpen b	FG	13.51	+2.7	+3.8	+5.8/D
OpporStrInstl	TV	9.03	-.1	+3.3	+5.3/C
USCorpIncInstl	HY	4.66	+1.4	+2.7	+5.0/E
USEqConcntrIns	LB	13.25	-1.9	+2.8	+8.0/E
USEqSelInstl	LB	10.50	-2.2	+2.6	+11.0/C
USRltyEqOpen b	SR	17.43	-4.2	+3.9	+3.7/C
USSmMidCpEqIns	SB	11.43	-.4	+5.5	+9.2/D
Lee Financial Group					
HawaiiMuniInv b	SI	10.91	+.6	+.1	+1.2/C
Leuthold					
CorInvmInstl d	TV	17.82	+.1	+1.9	+5.9/B
CorInvmRetail d	TV	17.79	+.1	+1.9	+5.8/B
GlbInstl d	IH	8.01	+1.0	+3.0	+2.9/E
GrizzlyShrt	BM	19.08	-2.7	-6.0	-15.8/B
Litman Gregory					
MtrsEqInstl	LG	15.91	+1.8	+5.9	+11.7/D
MtrsIntlInstl	FB	14.90	+3.5	+6.1	+1.9/E
Longleaf Partners					
Intl	FB	16.09	+8.4	+5.4	+14.2/A
LnglfPtnrs	LB	19.80	+.8	+7.9	+10.0/D
SmCap	MB	23.49	-.4	+6.3	+11.5/B
Loomis Sayles					
BdInstl	MU	13.20	+1.2	+2.4	+5.7/A
BdRetail b	MU	13.13	+1.2	+2.4	+5.4/B
CorPlusBdA m	CI	12.52	+1.0	+.5	+3.8/A
FI	MU	12.46	+.9	+1.9	+6.0/A
GlbBdInstl	IB	16.23	+1.9	+.8	+3.3/B
GlbBdRetail b	IB	15.97	+1.9	+.8	+3.1/C
GrY	LG	14.97	-.2	+4.7	+15.3/A
InstlHiInc	HY	6.23	+.6	+3.3	+9.4/A
InvmGradeBdA m	CI	10.81	+.6	+.4	+4.3/A
InvmGradeBdC m	CI	10.69	+.6	+.4	+3.6/A
InvmGradeBdY	CI	10.82	+.7	+.4	+4.6/A
InvmGradeFI	CI	11.76	+.8	+1.2	+4.8/A
LtdTrmGvtAgcA m	GS	11.15	+.5	-.1	+.7/B
SmCpGrInstl	SG	24.25	+1.0	+6.2	+16.0/B
SmCptlValInstl	SB	25.66	-.3	+6.0	+9.9/D
SmCptlValRetail b	SB	25.20	-.3	+6.0	+9.6/D
StratIncA m	MU	13.82	+.7	+2.1	+5.4/B
StratIncC m	MU	13.95	+.7	+2.0	+4.7/C
Lord Abbett					
AffiliatedA m	LV	13.62	-1.9	+3.3	+11.4/A
AffiliatedC m	LV	13.67	-1.9	+3.4	+10.6/B
AffiliatedF b	LV	13.63	-1.8	+3.4	+11.6/A
AffiliatedI	LV	13.68	-1.9	+3.4	+11.6/A
AffiliatedR3 b	LV	13.62	-1.9	+3.4	+11.2/B
AlphaStratA m	SG	21.87	+1.3	+6.2	+10.9/E
AlphaStratC m	SG	18.06	+1.2	+6.2	+10.0/E
AlphaStratF b	SG	22.00	+1.2	+6.2	+11.0/E
BdDebA m	MU	7.61	+.7	+2.0	+6.7/A
BdDebC m	MU	7.63	+.7	+2.0	+6.1/A
BdDebF b	MU	7.60	+.9	+2.1	+6.8/A
BdDebI	MU	7.56	+.7	+2.0	+6.9/A
BdDebR3 b	MU	7.59	+.7	+2.0	+6.4/A
CATxFrIncA m	MC	10.75	+.4	+.2	+2.2/B
CalibRtdDivGrA m	LB	13.75	-2.2	+2.5	+12.0/B
CalibRtdDivGrC m	LB	13.57	-2.2	+2.5	+11.2/C
CalibRtdDivGrI	LB	13.89	-2.1	+2.5	+12.3/B
CnvrtA m	CV	12.25	+1.0	+3.7	+11.0/B
CnvrtI	CV	12.32	+1.0	+3.7	+11.2/A
CorFIA m	CI	10.51	+.7	...	+1.6/D
CorFIC m	CI	10.46	+.7	...	+1.0/E
CorFIF b	CI	10.51	+.7	...	+1.7/D
DevelopingGrA m	SG	20.03	+2.3	+8.6	+16.6/A
DevelopingGrF b	SG	21.01	+2.3	+8.6	+16.8/A
DevelopingGrI	SG	23.93	+2.3	+8.6	+16.9/A
DevelopingGrR3 b	SG	19.25	+2.2	+8.6	+16.3/B
EmMktsBdI	EB	4.88	+2.3	+1.8	+4.7/D
FdmtlEqA m	LV	11.22	-1.2	+3.6	+9.7/C
FdmtlEqC m	LV	9.94	-1.4	+3.5	+8.9/D
FdmtlEqF b	LV	11.08	-1.3	+3.6	+9.8/C
FdmtlEqI	LV	11.28	-1.2	+3.6	+10.0/C
FdmtlEqR3 b	LV	11.01	-1.3	+3.5	+9.4/D
FltngRtA m	BL	8.87	...	+2.1	+5.2
FltngRtC m	BL	8.88	...	+2.2	+4.5
FltngRtF b	BL	8.86	...	+2.1	+5.3
FltngRtI	BL	8.88	+.1	+2.2	+5.4
GrOppsA m	MG	19.41	+.3	+4.6	+10.2/D
GrOppsI	MG	22.25	+.3	+4.7	+10.5/D
HYA m	HY	7.09	+.8	+3.1	+7.4/B
HYC m	HY	7.05	+.7	+2.9	+6.7/C
HYF b	HY	7.08	+.8	+3.1	+7.5/B
HYI	HY	7.12	+.8	+3.1	+7.6/B
HYMuniBdA m	HM	11.77	+.3	+.2	+4.5/A
HYMuniBdC m	HM	11.78	+.4	+.3	+3.8/B
HYMuniBdF b	HM	11.78	+.4	+.2	+4.6/A
IncA m	TW	2.70	+1.1	+.9	+4.5/A
IncC m	TW	2.71	+.7	+.5	+3.8/B
IncF b	TW	2.70	+.7	+.9	+4.6/A
IntermTxFrA m	MI	10.66	+.6	+.2	+1.6/B
IntermTxFrC m	MI	10.65	+.7	+.2	+1.0/D
IntermTxFrF b	MI	10.66	+.7	+.3	+1.7/B
IntlEqA m	FB	11.78	+2.8	+3.1	+3.1/E
IntlEqF b	FB	11.71	+2.8	+3.1	+3.4/E
IntlEqI	FB	11.87	+2.8	+3.0	+3.5/E
IntlOppsA m	FQ	14.66	+3.7	+4.6	+4.1/E
IntlOppsI	FQ	15.08	+3.7	+4.6	+4.3/D
IntlValA m	FV	6.64	+2.8	+3.4	+4.9/C
IntlValI	FV	6.69	+2.8	+3.6	+5.2/C
MidCpStkA m	MV	25.38	-.4	+5.7	+6.4/E
MidCpStkF b	MV	25.16	-.5	+5.7	+6.6/E
MidCpStkI	MV	25.15	-.5	+5.7	+6.6/E
MidCpStkP b	MV	24.57	-.5	+5.7	+6.2/E
MltAsstBalOppA m	MA	10.41	+.3	+3.8	+6.7/D
MltAsstBalOppC m	MA	10.34	+.3	+3.7	+5.9/E
MltAsstGlbOppA m	IH	10.31	+.9	+3.8	+5.7/D
MltAsstGrA m	AL	14.98	+.2	+4.1	+7.2/E
MltAsstGrC m	AL	14.83	+.1	+4.1	+6.4/E
MltAsstIncA m	CA	13.91	+.7	+3.0	+5.5/C
MltAsstIncC m	CA	14.12	+.6	+3.1	+4.8/D
NYTxFrA m	MY	11.14	+.7	+.2	+1.8/B
NYTxFrC m	MY	11.12	+.7	+.2	+1.1/D
NewJerseyTxFrA m	MJ	4.94	+.8	+.3	+2.7/A
NtnlTxFrIncA m	ML	11.13	+.6	+.2	+2.4/B
NtnlTxFrIncC m	ML	11.14	+.5	+.1	+1.7/D
NtnlTxFrIncF b	ML	11.12	+.6	+.1	+2.5/A
ShrtDurIncA m	CS	4.15	+.6	+.3	+2.6/A
ShrtDurIncC m	CS	4.17	+.3	+.1	+1.9/B
ShrtDurIncF b	CS	4.14	+.3	+.1	+2.6/A
ShrtDurIncI	CS	4.14	+.3	+.1	+2.7/A
ShrtDurTxFrA m	MS	15.48	+.3	+.2	+.7/D
ShrtDurTxFrC m	MS	15.48	+.3	+.2	.../E
ShrtDurTxFrF b	MS	15.48	+.3	+.2	+.8/C
SmCpValA m	SB	15.94	-.2	+6.3	+8.8/D
SmCpValI	SB	19.52	-.2	+6.4	+9.1/D
TtlRetA m	CI	9.98	+.9	+.4	+2.3/B
TtlRetC m	CI	9.97	+.8	+.4	+1.6/D
TtlRetF b	CI	9.98	+.9	+.4	+2.4/B
TtlRetI	CI	10.00	+.9	+.4	+2.5/B
ValOppsA m	MB	16.87	-1.1	+5.0	+8.0/D
ValOppsC m	MB	14.78	-1.1	+5.0	+7.2/E
ValOppsF b	MB	17.24	-1.0	+4.9	+8.2/D
ValOppsI	MB	17.58	-1.0	+5.0	+8.3/D
Lyrical					
USValEqInstl	LV	14.57	+.5	+6.6	+8.9/D
M.D. Sass					
EqIncPlusInstl	XR	10.27	+.9	+2.9	+2.9/D
MFS					
AgrsGrAllcA m	XM	21.10	+.1	+4.0	+10.6/A
AgrsGrAllcB m	XM	20.85	...	+4.0	+9.8/B
AgrsGrAllcC m	XM	20.63	...	+4.0	+9.8/B
AlabamaMuniBdA m	SL	9.96	+.6	+.1	+1.7/B
ArkansasMuniBdA m	SL	9.62	+.5	+.1	+1.6/B
BlnRsrCorEqA m	LB	23.55	-1.8	+4.1	+10.0/D
BlnRsrCorEqI	LB	23.89	-1.7	+4.2	+10.3/D
CAMuniBdA m	MC	5.90	+.5	+.1	+2.4/A
CnsrvAllcA m	CA	14.59	+.5	+1.9	+5.6/B
CnsrvAllcB m	CA	14.51	+.4	+1.8	+4.8/D
CnsrvAllcC m	CA	14.37	+.5	+1.8	+4.8/D
CnsrvAllcI	CA	14.73	+.6	+1.9	+5.9/B
CorEqA m	LB	27.88	-1.4	+3.8	+13.6/A

Continued on **next page**

Continued from **previous page**

Mutual Funds

Name	Obj	NAV	4-wk Rtn	YTD Rtn	3-yr Rtn/Rk
CorEqC m	LB	24.05	-1.5	+3.8	+12.7/A
CorpBdA m	TW	13.31	+1.0	+.4	+2.7/D
CorpBdC m	TW	13.27	+.9	+.4	+2.0/E
CorpBdI	TW	13.30	+1.0	+.4	+3.0/D
EMEqA m	EM	31.59	+5.2	+5.1	+13.3/A
GeorgiaMuniBdA m	SL	10.52	+.5	+.1	+1.5/C
GlbEqA m	WS	38.35	...	+3.1	+9.3/C
GlbEqC m	WS	33.70	-.1	+3.0	+8.4/C
GlbGrA m	WS	38.16	+1.0	+3.4	+13.0/A
GlbHYA m	HY	5.91	+1.2	+2.2	+6.3/C
GlbTtlRetA m	IH	16.65	+.4	+1.9	+5.7/D
GlbTtlRetC m	IH	16.74	+.4	+1.9	+5.0/D
GovtSecA m	GI	9.56	+.9	...	+.7/D
GrA m	LG	92.28	+.1	+4.5	+14.9/A
GrAllcA m	AL	18.76	+.3	+3.5	+9.3/A
GrAllcB m	AL	18.64	+.2	+3.4	+8.5/C
GrAllcC m	AL	18.43	+.2	+3.5	+8.5/C
GrAllcI	AL	18.92	+.3	+3.5	+9.6/A
GrB m	LG	73.74	...	+4.5	+14.1/B
GrC m	LG	73.15	...	+4.5	+14.1/B
GrI	LG	98.31	+.1	+4.5	+15.2/A
HiIncA m	HY	3.26	+1.4	+3.0	+6.3/C
HiIncI	HY	3.25	+1.4	+2.7	+6.4/C
InstlIntlEq	FG	23.08	+2.9	+3.1	+8.2/B
IntlDvrsfctnA m	FB	17.56	+2.6	+3.4	+9.1/A
IntlGrA m	FG	30.54	+2.9	+3.2	+10.5/A
IntlNwDscA m	FR	30.28	+4.3	+4.0	+8.9/A
IntlNwDscC m	FR	28.81	+4.2	+4.0	+8.1/B
IntlNwDscI	FR	31.19	+4.3	+4.0	+9.2/A
IntlValA m	FB	38.47	+1.1	+2.3	+9.1/A
LtdMatA m	CS	5.89	+.4	+.1	+1.3/C
LtdMatC m	CS	5.88	+.2	...	+.4/E
MAInvsGrStkA m	LG	26.08	-.6	+3.0	+14.6/B
MAInvsGrStkB m	LG	22.37	-.7	+2.9	+13.7/B
MAInvsGrStkC m	LG	22.21	-.6	+2.9	+13.8/B
MAInvsGrStkI	LG	26.85	-.6	+3.0	+14.9/B
MAInvsTrustA m	LB	27.79	-1.0	+3.7	+12.0/B
MAInvsTrustB m	LB	26.93	-1.0	+3.8	+11.2/C
MAInvsTrustC m	LB	26.35	-1.0	+3.7	+11.2/C
MAInvsTrustI	LB	26.94	-1.0	+3.8	+12.3/B
MAMuniBdA m	MT	10.81	+.5	+.1	+1.7/A
MISMuniBdA m	SL	9.49	+.5	+.2	+1.5/C
MidCpGrA m	MG	16.14	+.6	+4.6	+13.9/B
MidCpGrC m	MG	12.82	+.6	+4.7	+13.1/B
MidCpGrI	MG	17.14	+.6	+4.6	+14.2/B
MidCpValA m	MV	20.38	-.6	+5.3	+9.0/C
MidCpValC m	MV	19.16	-.6	+5.3	+8.2/D
MidCpValI	MV	20.89	-.5	+5.2	+9.2/C
ModAllcA m	MA	16.41	+.4	+2.7	+7.4/B
ModAllcB m	MA	16.22	+.4	+2.7	+6.6/D
ModAllcC m	MA	16.10	+.4	+2.7	+6.6/D
ModAllcI	MA	16.64	+.4	+2.7	+7.7/B
MryIndMuniBdA m	SL	10.59	+.5	+.1	+1.9/A
MuniHiIncA f	HM	8.07	+.5	+.1	+3.6/B
MuniHiIncC m	HM	8.08	+.4	+.1	+2.6/D
MuniIncA m	ML	8.59	+.6	+.2	+2.4/B
MuniIncC m	ML	8.62	+.6	+.2	+1.6/D
MuniLtdMatA m	MS	8.06	+.6	+.3	+1.4/A
MuniLtdMatC m	MS	8.06	+.5	+.2	+.6/D
NAMuniBdA m	SL	11.38	+.4	+.1	+1.5/B
NAMuniBdC m	SL	11.38	+.4	+.2	+.8/E
NYMuniBdA m	MY	10.75	+.4	+.1	+1.9/B
NewDiscvA m	SG	22.83	+1.8	+6.5	+16.1/B
NewDiscvC m	SG	17.29	+1.7	+6.4	+15.2/B
NewDiscvI	SG	25.88	+1.8	+6.5	+16.4/B
PEMuniBdA m	MP	10.08	+.5	+.1	+2.3/A
RsrchA m	LB	37.33	-2.0	+3.8	+12.2/B
RsrchC m	LB	33.35	-1.8	+3.8	+11.4/C
RsrchI	LB	38.31	-2.0	+3.8	+12.4/B
RsrchIntlA m	FB	16.34	+2.3	+3.9	+6.6/B
RsrchIntlI	FB	16.92	+2.3	+3.9	+6.8/B
SCMuniBdA m	SL	11.76	+.4	+.1	+1.5/C
StratIncA m	MU	6.31	+.7	+.6	+3.7/D
TENMuniBdA m	SL	10.16	+.4	+.2	+1.5/C
TechA m	ST	37.42	+.6	+5.5	+19.9/B
TechC m	ST	32.00	+.6	+5.4	+19.0/C
TtlRetA m	MA	17.55	-.4	+2.2	+6.7/D
TtlRetB m	MA	17.58	-.4	+2.2	+5.9/E
TtlRetBdA m	CI	10.32	+.8	+.2	+1.9/C
TtlRetBdC m	CI	10.33	+.8	+.1	+1.1/E
TtlRetBdI	CI	10.32	+.8	+.1	+2.1/C
TtlRetC m	MA	17.67	-.4	+2.1	+5.9/E
TtlRetI	MA	17.55	-.3	+2.2	+7.0/C
UtlsA m	SU	20.22	+.7	+3.6	+11.3/C
UtlsB m	SU	20.12	+.6	+3.7	+10.4/D
UtlsC m	SU	20.11	+.6	+3.6	+10.4/D
ValA m	LV	36.40	-2.6	+3.1	+9.6/D
ValB m	LV	36.25	-2.7	+3.0	+8.7/D
ValC m	LV	35.99	-2.7	+3.0	+8.7/D
ValI	LV	36.60	-2.6	+3.1	+9.8/C
VirginiaMuniBdA m	SL	10.94	+.6	+.2	+1.7/B
WestVRMuniBdA m	SL	10.80	+.4	+.1	+1.5/B
Macquarie Investment					
PldCorePlusBond	CI	9.76	+1.1	+.7	+2.1/C
PldEmergingMkts d	EM	7.63	+4.4	+2.7	+9.5/D
PldLbrSelIntlEq	FV	13.26	+4.8	+4.3	+6.8/B
Madison					
DivIncY	LV	23.82	-2.7	+1.5	+13.0/A
DiversIncA m	MA	14.54	-1.6	+1.0	+8.1/A
InvsY	LG	19.68	...	+2.8	+14.2/B
LgCpValA m	LV	11.52	-2.6	+3.6	+7.0/E
MidCpA m	MG	8.84	-.5	+3.4	+11.3/C
MainStay					
BalA m	MA	28.60	-.7	+3.1	+6.0/E
BalI	MA	28.67	-.7	+3.2	+6.3/D
EpchGlbEqYldI	WS	17.11	...	+3.0	+7.1/E
EpchUSAllCpI	LB	24.47	+.2	+4.4	+10.1/D
EpchUSSmCpI	SB	24.45	+1.6	+6.9	+8.8/D
EpochIntlChoI	FB	31.56	+1.9	+3.2	+5.4/C
FltngRtA m	BL	9.10	+.6	+2.7	+4.7/C
FltngRtC m	BL	9.10	+.6	+2.7	+3.9/E
IdxdBdI	CI	10.28	+.9	...	+1.4/D
IncBldrA m	IH	18.08	+.2	+2.0	+6.8/B
LgCpGrA m	LG	8.06	+.4	+4.5	+14.4/B
MAPA m	LB	35.55	-.7	+3.9	+10.9/C
MAPC m	LB	31.28	-.8	+3.9	+9.9/D
MAPI	LB	36.72	-.7	+3.9	+11.2/C
MKCnvrtA m	CV	16.03	+.9	+4.2	+9.5/C
MKCommonStkA m	LB	21.97	-1.6	+3.7	+11.2/C
MKEMDbtA m	EB	9.81	+2.4	+2.1	+6.8/A
MKGovtA m	GI	8.05	+.7	...	+.4/D
MKIntlEqA m	FG	15.35	+2.4	+3.8	+6.7/C
MKSP500IdxA m	LB	41.91	-1.4	+3.6	+12.2/B
MKSP500IdxI	LB	42.48	-1.4	+3.6	+12.5/B
MKSTMuniI	MS	9.56	+.2	+.1	+1.3/A
MKTtlRetBdI	CI	10.22	+.9	+.1	+2.6/B
MKTxFrBdA m	ML	9.90	+.5	+.2	+2.3/B
MKUnconsBdA m	NT	8.53	+.3	+.9	+4.0/B
MacKHYCorpBdA m	HY	5.46	+.7	+2.4	+7.5/B
MacKHYCorpBdB m	HY	5.43	+.6	+2.3	+6.5/C
MacKHYCorpBdC m	HY	5.43	+.6	+2.3	+6.5/C
Mairs & Power					
BalInv	MA	87.91	-1.1	+1.3	+8.4/A
GrInv	LB	109.11	-1.9	+2.5	+11.8/C
SmCp d	SB	23.80	-.1	+5.9	+13.0/A
Managed Account Seri					
AdvtgGlobalSmCp	SW	10.62	+2.5	+6.1	+9.2/C
MidCapDiv	MV	10.49	-.5	+5.4	+11.7/A
Manning & Napier					
CorBdS	CI	10.31	+.9	+.1	+1.4/D
DiversTxEx	MS	10.92	+.6	+.2	+.6/D
IntlSs	FG	6.93	+2.5	+3.4	+5.1/D
NYTxEx	SS	10.37	+.7	+.3	+.6/D
PrBlndCnsrvTrmS	CA	13.02	+.2	+1.1	+4.5/E
PrBlndExtndTrmS	MA	15.98	+.1	+2.0	+6.2/D
PrBlndMaxTrmS	XM	18.34	-.4	+3.7	+9.8/B
PrBlndModTrmS	CA	12.58	+.3	+1.5	+4.8/D
UnconsBdS	NT	10.23	+.7	+.5	+2.6/D
Marathon Funds					
Val	LB	25.30	-1.5	+2.7	+10.9/C
Marketfield					
A m	LO	15.40	+3.6	+3.2	+2.2/E
I	LO	15.62	+3.6	+3.2	+2.4/D
Marsico					
21stCentury	MG	27.79	-.5	+4.2	+13.2/B
Foc	LG	16.21	+.4	+5.1	+12.5/D
Glb b	WS	14.33	+.2	+5.0	+12.3/A
Gr	LG	16.01	-1.1	+4.4	+11.6/D
IntlOpps b	FG	15.93	+2.5	+4.9	+5.9/C
MassMutual					
MSCIEAFEInIdI	FB	11.38	+3.2	+4.2	+6.8/B
PrmBalR5	MA	10.95	-.2	+2.4	+8.5/A
PrmCorBdA m	CI	10.23	+.8	+.3	+1.7/D
PrmCorBdAdmin	CI	10.30	+.7	+.2	+2.0/C
PrmCorBdI	CI	10.40	+.9	+.3	+2.3/B
PrmCorBdR5	CI	10.43	+.7	+.2	+2.2/B
PrmCorBdSvc	CI	10.37	+.7	+.2	+2.1/C
PrmDiscpGrR5	LG	9.50	-.5	+4.3	+13.6/C
PrmDiscpGrSvc	LG	9.54	-.5	+4.3	+13.5/C
PrmDiscpValR5	LV	12.78	-1.0	+4.1	+9.6/C
PrmDiscpValSvc	LV	12.68	-1.0	+4.1	+9.5/D
PrmDiversBdR5	CI	9.51	+.9	+.5	+2.4/B
PrmGlbAdmin	WS	11.14	+1.9	+4.8	+10.1/B
PrmGlbR5	WS	11.13	+1.9	+4.8	+10.3/B
PrmHYI	HY	8.50	+.7	+2.8	+7.6/B
PrmHYR5	HY	8.55	+.7	+2.8	+7.5/B
PrmHYSvc	HY	8.55	+.6	+2.8	+7.4/B
PrmInfPrtIncI	IP	9.88	+.4	+.3	+2.3/B
PrmInfPrtIncR5	IP	9.89	+.4	+.3	+2.3/B
PrmInfPrtIncSvc	IP	9.86	+.4	+.3	+2.1/B
PrmIntlEqR5	FG	11.00	+4.4	+4.7	+3.3/E
PrmMainStrtR5	LB	9.38	-2.2	+3.6	+9.9/D
PrmShrtDurBdA m	CS	9.83	+.2	+.1	+1.8/B
PrmShrtDurBdI	CS	9.95	+.2	+.1	+2.4/A
PrmShrtDurBdR5	CS	9.99	+.2	+.1	+2.3/A
PrmShrtDurBdSvc	CS	9.92	+.2	+.1	+2.2/A
PrmSmCpOppsA m	SB	12.13	-.7	+6.2	+10.6/C
PrmSmCpOppsR5	SB	12.53	-.7	+6.3	+11.1/C
PrmStrEMkI	EM	12.10	+4.5	+4.0	+12.2/B
ReSTbyJPM2020A m	TE	11.34	+.8	+2.2	+6.9/B
ReSTbyJPM2020Ad	TE	11.40	+.8	+2.2	+7.1/B
ReSTbyJPM2020Sv	TE	11.44	+.8	+2.2	+7.3/A
ReSTbyJPM2030A m	TH	11.15	+.8	+3.0	+8.5/B
ReSTbyJPM2030Ad	TH	11.21	+.8	+3.0	+8.8/B
ReSTbyJPM2030Sv	TH	11.24	+.8	+3.0	+8.9/B
ReSTbyJPM2040Ad	TJ	10.88	+.7	+3.5	+9.0/C
ReSTbyJPM2040Sv	TJ	10.93	+.7	+3.5	+9.1/C
Rsl2000SCIdxI	SB	11.57	+.3	+7.2	+12.9/A
RtrSmtCnsrvAdm	XY	9.30	+.7	+1.5	+4.4
RtrSmtModA m	MA	9.01	+.1	+2.6	+6.2
RtrSmtModAdmin	MA	8.97	+.2	+2.6	+6.5
RtrSmtModGrA m	AL	8.89	-.3	+3.3	+8.3
RtrSmtModGrAdm	AL	8.85	-.1	+3.3	+8.6
SP500IdxAdmin	LB	15.20	-1.5	+3.6	+12.3/B
SP500IdxI	LB	15.41	-1.4	+3.6	+12.7/A
SP500IdxR4 b	LB	15.01	-1.5	+3.6	+12.1/B
SP500IdxR5	LB	15.47	-1.5	+3.6	+12.6/B
SP500IdxSvc	LB	15.51	-1.5	+3.6	+12.4/B
SPMidCpIdxI	MB	12.38	-.2	+6.0	+12.0/A
SelBlChpGrA m	LG	18.63	+.1	+4.9	+15.5/A
SelBlChpGrAdm	LG	19.48	+.1	+5.0	+15.8/A
SelBlChpGrR5	LG	19.94	+.1	+4.9	+16.1/A
SelBlChpGrSvc	LG	19.77	+.1	+4.9	+16.0/A
SelDvrsValA m	LV	10.21	-1.5	+3.7	+10.5/B
SelDvrsValR5	LV	10.22	-1.4	+3.8	+11.0/B
SelEqOpportsA m	LB	14.08	-2.4	+2.4	+15.8/A
SelEqOpportsAdm	LB	14.83	-2.4	+2.4	+16.1/A
SelEqOpportsI	LB	15.31	-2.3	+2.4	+16.5/A
SelEqOpportsR5	LB	15.39	-2.3	+2.4	+16.4/A
SelEqOpportsSvc	LB	15.06	-2.4	+2.4	+16.2/A

Name	Obj	NAV	4-wk Rtn	YTD Rtn	3-yr Rtn/Rk
SelFdmtlValA m	LV	9.30	-1.6	+4.0	+8.7/D
SelFdmtlValAdm	LV	9.42	-1.6	+4.0	+8.9/D
SelFdmtlValI	LV	9.33	-1.6	+4.0	+9.3/D
SelFdmtlValR5	LV	9.39	-1.6	+4.0	+9.2/D
SelFdmtlValSvc	LV	9.35	-1.6	+4.0	+9.1/D
SelGrOppsA m	LG	7.28	+1.1	+6.1	+12.3/D
SelGrOppsAdmin	LG	8.08	+1.1	+6.0	+12.6/C
SelGrOppsI	LG	8.98	+1.1	+6.1	+13.0/C
SelGrOppsR5	LG	8.84	+1.1	+6.0	+12.8/C
SelGrOppsSvc	LG	8.51	+1.1	+6.1	+12.7/C
SelMCValI	MV	10.77	-1.1	+4.9	+9.9/B
SelOverseasI	FB	7.53	+3.7	+4.1	+7.0/B
SelOverseasR5	FB	7.57	+3.8	+4.1	+6.9/B
SelSmCoValI	SV	8.65	-.3	+6.4	+10.5/B
SelSmCoValR5	SV	8.71	-.4	+6.3	+10.4/C
SelSmCpGrEqI	SG	13.21	...	+6.3	+14.3/C
SelSmCpGrEqR5	SG	13.02	+.1	+6.4	+14.2/C
SelStratBdA m	CI	9.99	+1.8	+.7	+2.4/B
SelStratBdAdm	CI	10.00	+1.8	+.7	+2.7/A
SelStratBdR5	CI	10.03	+1.9	+.7	+2.9/A
SelStratBdSvc	CI	10.04	+1.9	+.7	+2.8/A
SelTtlRetBdI	CI	9.47	+.9	+.1	+2.0/C
SelTtlRetBdR5	CI	9.46	+.9	+.1	+1.9/C
SelTtlRetBdSvc	CI	9.51	+1.0	+.2	+1.9/C
SelectMdCpGrA m	MG	16.69	+.4	+4.8	+12.1/C
SelectMdCpGrAdm	MG	18.19	+.4	+4.8	+12.4/C
SelectMdCpGrI	MG	19.81	+.5	+4.9	+12.8/B
SelectMdCpGrR5	MG	19.61	+.5	+4.9	+12.7/C
SelectMdCpGrSvc	MG	19.10	+.5	+4.9	+12.6/C
Matrix Advisors					
AdvsVal	LV	61.00	-1.3	+4.3	+9.4/D
Matthews					
AsiaDivInv	DP	16.27	+.8	+1.4	+9.3/B
AsiaGrInv	DP	23.64	+.5	+5.1	+9.4/B
AsiaInnovtrInv	PJ	11.61	+2.1	+3.1	+7.8/D
AsianGrIncInv	PJ	14.26	+2.2	+2.4	+5.7/E
ChinaInv	CH	14.93	+1.5	+3.9	+11.1/C
IndiaInv	EI	25.93	+5.0	-1.5	+7.2/E
JapanInv	JS	19.15	-2.0	+3.3	+5.1/C
KoreaInv	MQ	4.59	+3.6	+.2	+2.9/E
PacTigerInv	PJ	27.52	+3.8	+2.5	+10.2/C
McKee					
IntlEqInstl d	FB	11.26	+4.0	+5.5	+5.7/C
Meeder					
BalRetail b	TV	11.14	-.2	+.5	+6.4
DynAllcRetail b	XM	10.21	+.1	+4.3	+9.2/C
MuirfieldRetail b	TV	7.19	-.7	+.4	+8.7/A
Merger					
Inv b	NE	16.45	+.6	+.2	+4.7/A
Meridian					
ContrarianLgcy d	MG	33.17	+.7	+7.3	+15.9/A
EnhEqLgcy d	LG	15.02	+17.8	+6.5	+17.4/A
GrLegacy d	SG	34.99	-1.4	+5.5	+15.0/B
Merk					
HardCcyInv b	IB	9.26	+1.4	+1.0	+.8/E
Metropolitan West					
FltngRtIncIs	BL	9.86	+.5	+1.8	+4.0/E
HYBdInstl	HY	9.43	+1.2	+2.4	+5.3/E
HYBdM b	HY	9.44	+1.3	+2.5	+5.1/E
IntermBdInstl	CI	10.19	+.9	+.1	+1.5/D
LowDurBdI	CS	8.61	+.6	+.1	+1.4/C
LowDurBdM b	CS	8.60	+.6	-.1	+1.2/D
StratIncInstl	NT	7.81	+.6	+.3	+2.8/C
TtlRetBdI	CI	10.40	+1.1	+.2	+1.9/C
TtlRetBdM b	CI	10.40	+1.0	+.2	+1.7/D
TtlRetBdPlan	CI	9.78	+1.0	+.1	+1.9/C
UltraShrtBdIns	UB	4.26	+.4	+.1	+1.3/D
UnconsBdI	NT	11.66	+.5	+.4	+3.0/C
UnconsBdM b	NT	11.67	+.5	+.3	+2.7/D
Miller					
OppC m	MB	22.54	-2.6	+11.6	+12.3/A
OppI	MB	26.17	-2.5	+11.6	+13.5/A
Mondrian					
EmergMktsEq	EM	6.92	+5.0	+3.1	+9.1/D
IntlEq	FV	13.67	+5.3	+4.8	+7.4/A
Monetta					
CoreGr b	LG	19.52	-1.0	+4.7	+12.7/C
Monetta	LG	17.67	-.3	+5.1	+11.3/E
Morgan Stanley					
EuropeanEqIncB m	ES	15.81	+2.7	+3.0	+4.3/B
GlbFIOppsA m	MU	5.44	+.7	+.7	+4.4/C
GlbFIOppsI	MU	5.50	+.7	+.7	+4.6/C
InsInAcIntlAll d	FB	12.46	+2.6	+3.2	+5.1/D
InsInEMI d	EM	23.35	+4.6	+3.6	+9.9/D
InsInGlbFrnchI	WS	23.32	-2.1	+1.3	+11.5/A
InsInGrA m	LG	42.45	+2.1	+7.1	+20.2/A
InsInGrI	LG	44.74	+2.1	+7.2	+20.5/A
InsInIntEqA m	FB	13.72	+1.8	+2.2	+4.3/D
InsInIntEqI d	FB	13.79	+1.9	+2.2	+4.7/D
InsIncSmCGrI d	SG	10.08	-1.0	+4.8	+11.1/E
InsIncUSRlEstI	SR	11.31	-4.9	+4.5	+3.0/D
InsMidCpGrA m	MG	13.22	-.2	+5.8	+14.9/A
InsMidCpGrI	MG	16.31	-.2	+5.8	+15.3/A
InsShDrIncI	CS	8.11	+.3	...	+4.1/A
InstlCorpBdI	TW	11.49	+1.0	+.4	+5.7/A
InstlCrPlsFIA m	CI	10.78	+.9	+.2	+5.4/A
InstlCrPlsFIIns	CI	10.77	+.9	+.3	+5.7/A
InstlGlbStrA m	IH	14.15	+1.3	+2.6	+6.8/B
InstlGlbStrIns	IH	14.25	+1.3	+2.6	+7.1/B
MltCpGrTrustA m	LG	34.85	...	+5.8	+21.9/A
MltCpGrTrustI	LG	38.74	+.1	+5.8	+22.3/A
USGovtSecB m	CI	8.39	+1.0	-.1	+1.5/D
USGovtSecI	CI	8.40	+1.2	...	+1.9/C
Motley Fool					
GlbOppInv	WS	21.04	+1.2	+4.7	+13.0/A
SMCapGrInv	MG	21.51	+.7	+5.3	+11.8/C
Muhlenkamp					
Muhlenkamp	LB	43.35	+.6	+3.9	+3.2/E
Nationwide					
A m	LB	19.29	-.9	+3.5	+11.3
BdIdxA m	CI	10.70	+1.0	+.1	+1.1
BdIdxInstl	CI	10.68	+1.0	+.1	+1.5
BdInstlSvc	CI	9.43	+.9	+.3	+2.4
DynUSGrInstl	LB	8.51	-2.1	+3.4	+12.4
InDeAgrsA m	XM	8.33	-.3	+4.0	+9.3
InDeAgrsSvc b	XM	8.35	-.3	+3.9	+9.3
InDeCnsrvSvc b	XY	9.69	+.4	+1.0	+3.3
InDeMdA m	MA	8.69	...	+2.7	+6.9
InDeMdC m	MA	8.49	-.1	+2.7	+6.1
InDeMdlyAgrC m	AL	8.37	-.3	+3.3	+7.8
InDeMdlyAgrsA m	AL	8.67	-.3	+3.3	+8.6
InDeMdlyAgrsSvc b	AL	8.65	-.2	+3.5	+8.5
InDeMdlyCnsC m	CA	9.14	...	+1.8	+4.3
InDeMdlyCnsSvc b	CA	9.26	+.1	+1.8	+5.0
InDeModSvc b	MA	8.64	-.2	+2.6	+6.8
InstlSvc	LB	18.85	-.8	+3.6	+11.6
IntlIdxA m	FB	7.16	+1.8	+4.2	+6.3
IntlIdxR6	FB	7.20	+1.8	+4.2	+6.7
MidCpMktIdxA m	MB	13.54	-1.8	+5.0	+11.2
MidCpMktIdxIns	MB	13.82	-1.7	+5.1	+11.6
S&P500IdxA m	LB	13.41	-1.7	+3.2	+12.0
S&P500IdxInsSv	LB	13.50	-1.7	+3.1	+12.2
S&P500IdxInstl	LB	13.54	-1.7	+3.1	+12.5
S&P500IdxSvc b	LB	13.42	-1.7	+3.2	+12.0
SmCpIdxA m	SB	8.96	-.5	+6.7	+12.2
SmCpIdxInstl	SB	9.23	-.4	+6.8	+12.7
Natixis					
IIOakmarkA m	LB	20.52	+1.0	+5.6	+12.5/B
IIOakmarkC m	LB	17.58	+1.0	+5.5	+11.6/C
IUSEqOppsA m	LG	32.71	+.5	+5.6	+14.5/B
IUSEqOppsC m	LG	21.55	+.5	+5.5	+13.7/C
IUSEqOppsY	LG	38.35	+.5	+5.6	+14.8/B
IVghnNlsnSCVIA m	SB	13.30	+.2	+6.6	+7.3/E
Needham					
GrRetail b	MG	34.67	+.5	+4.9	+6.7/E
Neuberger Berman					
CmdStrA m	BB	5.64	+.3	+4.6	+4.2/B
CorBdInstl	CI	9.93	+1.0	+.2	+1.7/D
EmMktsDbtInstl	EB	8.27	+3.2	+2.0	+6.7/A
EmMktsEqInstl	EM	18.26	+4.1	+3.8	+12.4/B
EmMktsEqR6	EM	18.25	+4.1	+3.7	+12.5/B
EqIncA m	LV	11.91	-1.9	+3.3	+9.6/D
EqIncC m	LV	11.83	-2.0	+3.3	+8.7/D
EqIncInstl	LV	11.95	-1.8	+3.3	+10.0/C
FltngRtIncInstl	BL	9.65	+.7	+2.6	+4.3/D
FocInv	LB	23.32	-1.5	+5.0	+9.5/E
FocTrust b	LB	23.31	-1.5	+5.0	+9.3/E
GenesisAdv b	SG	50.45	-.1	+5.3	+12.7/D
GenesisInstl	SG	50.42	...	+5.4	+13.3/C
GenesisInv	SG	50.52	...	+5.3	+13.1/D
GenesisR6	SG	50.36	...	+5.4	+13.3/C
GenesisTrust	SG	50.56	...	+5.4	+13.0/D
GrtChinaEqIns	CH	8.30	+2.2	+4.8	+13.1/A
GuardianInstl	LG	15.21	-2.4	+3.7	+12.0/D
GuardianInv	LG	15.21	-2.4	+3.7	+11.8/D
GuardianTrust b	LG	15.22	-2.4	+3.7	+11.6/D
HiIncBdInstl	HY	8.26	+1.1	+3.0	+6.6/C
HiIncBdInv	HY	8.25	+1.1	+3.1	+6.5/C
HiIncBdR6	HY	8.27	+1.1	+3.1	+6.7/C
IntlEqInstl	FG	11.50	+2.7	+4.2	+5.2/D
IntlEqInv	FG	11.51	+2.8	+4.2	+5.1/D
IntlSelInstl	FG	11.36	+2.7	+4.0	+6.1/C
IntrnsValInstl	SB	13.98	+.3	+8.7	+11.4/B
LgCpValAdv b	LV	27.96	-2.3	+2.9	+16.7/A
LgCpValInstl	LV	27.85	-2.3	+3.0	+17.2/A
LgCpValInv	LV	27.88	-2.4	+2.9	+17.0/A
LgCpValTrust b	LV	27.93	-2.4	+2.9	+16.8/A
LgShA m	LO	13.14	-1.1	+2.2	+4.5/B
LgShC m	LO	13.10	-1.2	+2.1	+3.7/C
LgShInstl	LO	13.15	-1.1	+2.2	+4.9/B
MdCpGrInstl	MG	13.16	+.6	+5.9	+12.0/C
MdCpGrInv	MG	13.13	+.7	+5.9	+11.8/C
MdCpGrTrust	MG	13.12	+.6	+5.9	+11.8/C
MltCpOppsA m	LB	16.52	-1.3	+3.3	+14.0/A
MltCpOppsC m	LB	16.55	-1.3	+3.3	+13.2/A
MltCpOppsInstl	LB	16.47	-1.2	+3.3	+14.4/A
MunImptIns	MN	17.02	+1.1	+.4	+1.3/C
MuniIntermBdIns	MI	11.61	+.9	+.3	+1.5/C
RlEsttA m	SR	12.00	-4.4	+2.7	+5.1/B
RlEsttInstl	SR	12.04	-4.4	+2.8	+5.6/A
RlEsttTrust b	SR	12.00	-4.4	+2.7	+5.3/B
ShrtDurBdInstl	CS	7.68	+.4	...	+1.0/D
ShrtDurHiIncIns	HY	9.39	+.8	+2.2	+4.8/E
SmCpGrInv	SG	32.66	+4.2	+9.0	+19.6/A
StratIncA m	MU	10.58	+1.0	+1.2	+3.6/D
StratIncC m	MU	10.57	+.9	+1.2	+2.9/E
StratIncInstl	MU	10.57	+1.0	+1.3	+4.0/C
StratIncR6	MU	10.56	+1.0	+1.3	+4.1/C
SustEqA m	LB	33.89	-1.8	+3.5	+10.6/D
SustEqC m	LB	33.84	-1.8	+3.5	+9.8/D
SustEqInst	LB	33.75	-1.7	+3.5	+11.0/C
SustEqInv	LB	33.84	-1.7	+3.5	+10.8/D
SustEqR6	LB	33.72	-1.7	+3.5	+11.1/C
SustEqTrust b	LB	33.90	-1.8	+3.5	+10.7/D
New Alternatives					
A f	SW	50.69	-.3	+4.6	+9.8/C
New Covenant					
BalGr	MA	94.86	...	+2.7	+7.4/B
BalInc	CA	20.01	+.4	+1.6	+4.9/D
Gr	LG	38.15	-.6	+4.4	+11.4/D
Inc	CS	22.66	+.8	...	+1.5/C
Nicholas					
EqIncI	LV	17.32	-2.5	+2.9	+9.4/D
HiIncInstl	HY	8.55	+1.0	+2.3	+4.6/E
III	MG	24.22	-.7	+3.6	+11.7/C

Name	Obj	NAV	4-wk Rtn	YTD Rtn	3-yr Rtn/Rk
LtdEditionInstl	SG	24.57	+.4	+4.6	+14.3/C
Nicholas	LG	58.66	-.7	+3.9	+8.8/E
1919					
FinclSvcsA m	SF	23.62	-1.0	+3.7	+10.9/A
FinclSvcsC m	SF	21.66	-1.0	+3.7	+10.2/B
MryIndTxFrIncA m	SI	15.35	+.5	+.1	+1.2/B
SclyRspnsvBalA m	MA	17.04	-.1	+2.7	+9.1/A
North Country					
EqGr	LG	16.68	-.9	+4.1	+12.1/D
IntermBd	TW	9.87	+.8	+.1	+.7/E
Northeast Investors					
NorthstInvTrust	HY	4.33	-.9	+1.2	+6.8/C
Northern					
ActvMEmergMktEq d	EM	18.97	+4.5	+3.7	+13.2/A
ActvMIntlEq d	FB	9.90	+2.8	+4.3	+7.2/B
ArizonaTxEx	SI	10.47	+.8	+.3	+1.8/A
BdIdx	CI	10.22	+.9	...	+1.6/D
CAIntermTxEx	MF	10.51	+.8	+.3	+1.4/C
CATxEx	MC	11.34	+.7	+.1	+1.7/D
CorBd	CI	9.83	+.9	+.1	+1.4/D
EmMktsEqIdx d	EM	11.08	+4.3	+4.2	+13.3/A
FI	CI	9.69	+.9	+.7	+1.7/D
GlbRlEsttIdx d	GR	10.07	-.4	+4.0	+6.6/B
GlbTactAsstAllc	IH	12.03	+1.3	+3.1	+6.9/B
HYFI d	HY	6.40	+.9	+3.1	+6.0/D
HYMuni	HM	8.52	+.5	+.1	+2.1/E
IncEq	LV	11.98	-1.9	+3.1	+10.6/B
IntermTxEx	MI	10.40	+.7	+.3	+1.4/C
IntlEq d	FV	8.90	+4.0	+5.0	+7.1/B
IntlEqIdx d	FB	11.22	+3.1	+4.3	+6.8/B
LgCpCor	LV	18.06	-1.3	+3.5	+11.5/A
LgCpVal	LV	15.31	-1.0	+4.4	+10.3/C
MidCpIdx	MB	16.62	-.3	+5.9	+12.0/A
MltMgrGlbRlEstt d	GR	10.12	-1.3	+3.6	+5.5/C
ShrtBd	CS	18.45	+.5	+.2	+1.3/C
ShrtIntermTxEx	MS	10.28	+.6	+.2	+.7/D
ShrtIntermUSGvt	GS	9.53	+.6	+.1	+.3/D
SmCpCor	SB	24.14	+.2	+6.5	+12.1/B
SmCpIdx	SB	11.55	+.4	+7.2	+12.8/A
SmCpVal	SV	19.07	-.3	+5.8	+10.0/C
StkIdx	LB	30.00	-1.4	+3.6	+12.7/A
TxEx	ML	10.42	+.7	+.1	+1.7/D
USTrsIdx	GI	21.06	+1.0	-.2	+.9/B
Nuveen					
AlAmrMuniBdA m	ML	11.33	+.6	+.2	+2.6/A
AlAmrMuniBdC2 m	ML	11.33	+.5	+.1	+2.1/B
ArizonaMuniBdA m	SL	10.65	+.8	+.2	+2.0/A
CAMuniBdA m	MC	10.92	+.4	+.1	+2.0/B
CAMuniBdI	MC	10.93	+.4	+.1	+2.2/B
ClrdMuniBdA m	SL	10.55	+.6	+.1	+2.1/A
CnctMuniBdA m	SL	10.34	+.6	+.2	+1.5/C
CorBdI	CI	9.38	+.8	+.1	+1.5/D
CorPlusBdA m	CI	10.55	+.8	+.6	+2.9/A
CorPlusBdI	CI	10.53	+.8	+.5	+3.2/A
DivValA m	LV	12.59	-1.9	+3.6	+11.3/B
DivValI	LV	12.76	-2.0	+3.6	+11.5/A
GeorgiaMuniBdA m	SL	10.47	+.7	+.2	+1.0/D
HYMuniBdA m	HM	16.88	+.4	+.2	+4.6/A
HYMuniBdC2 m	HM	16.87	+.3	+.2	+4.1/B
HYMuniBdI	HM	16.88	+.4	+.1	+4.8/A
HiIncBdA m	HY	7.15	+1.2	+3.5	+8.9/A
HiIncBdI	HY	7.17	+1.2	+3.4	+9.2/A
IntermDrMnBdA m	MI	9.11	+.7	+.2	+2.0/A
IntermDrMnBdI	MI	9.14	+.7	+.3	+2.2/A
KansasMnBdA m	SL	10.52	+.4	+.2	+1.8/B
KentuckyMnBdA m	SL	10.60	+.7	+.2	+1.5/C
LgCpSelI	LB	26.73	-.9	+4.8	+14.2/A
LgCpValA m	LV	21.12	-.7	+5.8	+11.9/A
LgCpValI	LV	21.20	-.7	+5.8	+12.2/A
LouisianaMnBdA m	SL	10.97	+.5	+.2	+1.7/B
LtdTrmMnBdA m	MS	10.93	+.5	+.2	+1.2/A
LtdTrmMnBdC2 m	MS	10.90	+.5	+.2	+.8/C
LtdTrmMnBdI	MS	10.89	+.5	+.2	+1.4/A
MAMnBdA m	MT	9.88	+.5	+.1	+1.6/A
MAMnBdI	MT	9.88	+.7	+.1	+1.9/A
MNIntermMnBdA m	SM	10.22	+.7	+.2	+1.5/B
MNIntermMnBdI	SM	10.17	+.7	+.2	+1.7/B
MNMnBdA m	SM	11.46	+.7	+.2	+1.9/A
MNMnBdI	SM	11.44	+.6	+.1	+2.0/A
MichiganMnBdA m	SL	11.33	+.7	+.2	+1.7/B
MichiganMnBdI	SL	11.31	+.8	+.2	+1.9/A
MidCpGrOppsA m	MG	28.46	+.7	+5.6	+9.2/E
MidCpGrOppsI	MG	35.87	+.8	+5.6	+9.5/E
MidCpValA m	MV	35.84	-1.1	+5.1	+10.4/B
MidCpValI	MV	35.91	-1.1	+5.1	+10.6/B
MissouriMnBdA m	SL	11.10	+.6	+.1	+2.2/A
MryIndMnBdA m	SL	10.49	+.4	+.1	+2.0/A
MryIndMnBdI	SL	10.49	+.5	+.1	+2.2/A
NAMnBdA m	SL	10.64	+.8	+.3	+1.4/C
NAMnBdI	SL	10.69	+.8	+.3	+1.6/B
NWQIntlValI	FV	22.18	+3.3	+4.7	+3.9/D
NWQMltCpValA m	MV	28.21	-1.2	+6.3	+9.6/C
NWQSmCpValA m	SB	39.89	+.1	+7.1	+8.3/D
NWQSmCpValI	SB	41.20	+.1	+7.1	+8.6/D
NYMnBdA m	MY	10.74	+.7	+.3	+1.9/B
NYMnBdI	MY	10.75	+.7	+.3	+2.1/A
NewJerseyMnBdA m	MJ	11.13	+.8	+.2	+2.4/B
NewJerseyMnBdI	MJ	11.17	+.8	+.2	+2.6/A
NewMexicoMnBdA m	SL	10.19	+.5	+.1	+1.6/B
OhioMnBdA m	MO	11.28	+.8	+.2	+1.7/B
OhioMnBdI	MO	11.24	+.8	+.3	+1.9/A
OrgIntermMnBdI	SI	10.14	+.9	+.4	+1.4/B
PEMnBdA m	MP	10.71	+.7	+.2	+1.9/B
PEMnBdI	MP	10.69	+.7	+.2	+2.1/A
RlEsttSecA m	SR	18.67	-4.2	+3.5	+4.1/C
RlEsttSecI	SR	18.98	-4.2	+3.5	+4.3/C
ShrtTrmBdA m	CS	9.76	+.5	+.1	+1.5/C
ShrtTrmBdI	CS	9.77	+.5	+.1	+1.7/B
ShrtTrmMnBdI	MS	10.02	+.4	+.1	+.9/B
SmCpGrOppsI	SG	23.13	+1.1	+7.7	+13.5/C
SmCpSelA m	SB	6.84	+.6	+7.5	+11.5/B
SmCpValA m	SV	20.95	+1.0	+6.9	+8.0/E
SmCpValI	SV	21.67	+1.0	+7.0	+8.3/D
StrBalAllcA m	MA	9.35	+.3	+3.0	+4.1
StrCnsrvAllcA m	CA	10.86	+.5	+2.1	+2.6
StrGrAllcA m	MA	11.31	+.1	+3.9	+6.1
StrIncI	MU	10.00	+.9	+1.1	+4.2/C
TNMnBdA m	SL	11.49	+.5	+.2	+1.5/C
TNMnBdC2 m	SL	11.48	+.5	+.2	+.9/D
VirginiaMnBdA m	SL	10.89	+.6	+.2	+1.9/A
VirginiaMnBdI	SL	10.86	+.5	+.1	+2.1/A
WscnMnBdA m	SL	10.47	+.5	+.2	+1.8/B
Oak Associates					
LiveOakHlthSci	SH	17.19	-1.7	+5.1	+6.3/D
PinOakEq	LB	62.91	+.8	+4.7	+13.3/A
RedOakTechSel	ST	24.74	-.5	+4.1	+22.9/A
WhiteOakSelGr	LB	87.72	+.4	+4.2	+14.2/A
Oak Ridge					
SmCpGrA m	SG	12.94	-.5	+6.0	+9.3/E
Oakmark					
EqAndIncInv	MA	27.72	+.3	+3.1	+8.0/A
GlbInv	WS	24.80	+1.8	+5.4	+7.5/D
GlbSelInv	WS	15.28	+3.6	+5.6	+6.4/E
IntlInv	FB	21.51	+4.6	+5.1	+7.2/B
IntlSmCpInv d	FQ	13.24	+3.4	+6.3	+5.3/C
Inv	LB	72.14	+1.0	+5.6	+12.6/A
SelInv	LB	36.72	+2.8	+7.3	+5.3/E
Oberweis					
ChinaOpps m	CH	9.62	-.6	+2.9	+5.1/E
IntlOpps m	FR	17.04	+2.6	+6.4	+3.9/D
IntlOppsInstl d	FR	9.09	+2.7	+6.4	+4.3/D
MicroCp m	SG	19.74	+.6	+7.5	+17.5/A
Old Westbury					
AllCpCor	LB	15.79	-.8	+3.4	+10.9/C
FI	CI	10.90	+.8	...	+.8/E
GlbSmMdCpStrat	SW	13.71	+.5	+4.7	+8.0/D
LgCpStrats	WS	13.13	+.2	+3.8	+8.1/D
MnBd	MI	11.85	+.9	+.3	+.8/E
StratOpps	IH	6.97	+.4	+3.1	+5.4/D
Olstein					
AllCpValAdv	LV	21.46	-.8	+4.5	+9.5/D
AllCpValC m	LV	16.79	-.9	+4.4	+8.4/E
Oppenheimer					
ActvAllcA m	AL	13.40	+.3	+3.4	+6.9
ActvAllcC m	AL	13.13	+.2	+3.3	+6.1
ActvAllcR b	AL	13.33	+.2	+3.3	+6.6
CnsrvInvA m	CA	9.13	+1.0	+1.8	+4.5
CnsrvInvC m	CA	9.03	+1.0	+1.8	+3.7
CnsrvInvR b	CA	9.11	+1.0	+1.8	+4.3
CptlAprcA m	LG	53.27	+.2	+5.0	+9.3
CptlAprcC m	LG	38.80	+.1	+5.0	+8.5
CptlAprcR b	LG	49.86	+.1	+5.0	+9.0
CptlAprcY	LG	58.06	+.2	+5.0	+9.6
CptlIncA m	CA	9.71	-.9	+1.5	+4.2
CptlIncC m	CA	9.39	-.9	+1.4	+3.4
CptlIncR b	CA	9.57	-.9	+1.5	+3.9
DevMktsA m	EM	39.66	+2.7	+3.4	+12.2
DevMktsC m	EM	36.91	+2.7	+3.4	+11.4
DevMktsR b	EM	38.13	+2.7	+3.4	+11.9
DevMktsY	EM	39.07	+2.8	+3.5	+12.5
DiscvA m	SG	66.87	+.2	+5.2	+14.1
DiscvC m	SG	44.38	+.2	+5.2	+13.2
DiscvMCGrA m	MG	17.63	-.2	+4.1	+10.6/D
DiscvMCGrC m	MG	14.13	-.3	+4.1	+9.7/E
DiscvMCGrR b	MG	16.35	-.2	+4.1	+10.3/D
DiscvR b	SG	60.93	+.2	+5.2	+13.8
DiscvY	SG	77.03	+.2	+5.2	+14.3
DivOppA m	LV	21.79	-1.7	+3.5	+9.0/D
DivOppC m	LV	21.00	-1.8	+3.5	+8.2/E
EqIncA m	LV	27.29	-2.5	+3.1	+8.5
EqIncC m	LV	21.12	-2.6	+3.1	+7.6
EqIncR b	LV	25.97	-2.5	+3.1	+8.2
EqInvA m	WS	15.49	+.3	+3.9	+7.5
EqInvC m	WS	15.10	+.3	+3.9	+6.7
EqInvR b	WS	15.48	+.3	+3.9	+7.3
FdmtlAltsA m	AM	25.86	-1.7	+.2	+.4
FdmtlAltsC m	AM	22.90	-1.8	+.2	-.4
GlbA m	WS	77.45	+1.3	+4.7	+10.2
GlbAllcA m	IH	16.66	+.2	+2.2	+4.8
GlbAllcC m	IH	15.91	+.2	+2.3	+4.0
GlbAllcR b	IH	16.32	+.2	+2.3	+4.5
GlbAllcY	IH	16.63	+.3	+2.2	+5.1
GlbC m	WS	70.45	+1.2	+4.7	+9.3
GlbOppsA m	SW	55.40	+2.4	+9.0	+18.2
GlbOppsC m	SW	47.93	+2.4	+9.0	+17.3
GlbOppsR b	SW	52.96	+2.4	+9.1	+17.9
GlbOppsY	SW	56.26	+2.5	+9.1	+18.5
GlbR b	WS	77.09	+1.2	+4.7	+9.9
GlbStrIncA m	MU	3.66	+1.6	+2.4	+3.4
GlbStrIncC m	MU	3.65	+1.6	+2.1	+2.5
GlbStrIncR b	MU	3.66	+1.6	+2.4	+3.0
GlbStrIncY	MU	3.66	+1.6	+2.3	+3.6
GlbY	WS	77.46	+1.3	+4.7	+10.4
GoldSpecMnralA m	SP	14.79	+9.1	+3.4	+15.0
GoldSpecMnralC m	SP	13.46	+9.1	+3.5	+14.1
GoldSpecMnralR b	SP	14.07	+9.1	+3.4	+14.7
IntlBdA m	IB	5.47	+2.7	+2.2	+4.2
IntlBdC m	IB	5.45	+2.7	+2.2	+3.4
IntlBdR b	IB	5.45	+2.9	+2.4	+3.9
IntlBdY	IB	5.46	+2.9	+2.2	+4.4
IntlDiversA m	FG	16.12	+1.8	+4.1	+7.8
IntlDiversC m	FG	15.69	+1.8	+4.1	+7.0
IntlDiversR b	FG	15.93	+1.7	+4.1	+7.5
IntlEqA m	FB	18.70	+.2	+2.8	+6.2
IntlGrA m	FG	36.59	+4.4	+4.7	+3.4/E
IntlGrC m	FG	34.77	+4.3	+4.6	+2.6/E
IntlGrR b	FG	35.91	+4.4	+4.7	+3.1/E
IntlGrY	FG	36.32	+4.5	+4.7	+3.6/E
IntlSmMidCoA m	FR	42.75	+.9	+5.5	+11.0

Name	Obj	NAV	4-wk Rtn	YTD Rtn	3-yr Rtn/Rk
IntlSmMidCoC m	FR	38.93	+.9	+5.5	+10.1
IntlSmMidCoR b	FR	40.63	+.9	+5.5	+10.7
IntlSmMidCoY	FR	42.27	+1.0	+5.5	+11.2
LtdTrmBdA m	CS	4.44	+.5	+.3	+1.7/B
LtdTrmBdC m	CS	4.43	+.4	...	+.8/D
LtdTrmBdR b	CS	4.44	+.4	+.3	+1.4/C
LtdTrmBdY	CS	4.45	+.3	+.1	+1.8/B
LtdTrmGvtA m	GS	4.32	+.6	...	+.7
LtdTrmGvtC m	GS	4.31	+.3	...	-.1
LtdTrmGvtY	GS	4.32	+.4	-.2	+.9
MainStrtAllCpA m	LB	15.48	-1.4	+4.1	+8.1
MainStrtAllCpC m	LB	14.00	-1.5	+4.0	+7.3
MainStrtAllCpR b	LB	15.00	-1.4	+4.0	+7.8
MidCpValA m	MV	45.37	-.9	+6.2	+8.2/D
MidCpValC m	MV	36.43	-1.0	+6.1	+7.3/E
MidCpValR b	MV	43.21	-.9	+6.1	+7.9/D
MidCpValY	MV	46.70	-.9	+6.2	+8.4/D
MnStrA m	LB	41.11	-2.1	+3.7	+9.8/D
MnStrC m	LB	38.62	-2.2	+3.7	+9.0/E
MnStrMidCpA m	MB	22.07	-1.3	+5.9	+8.5
MnStrMidCpC m	MB	17.59	-1.5	+5.8	+7.7
MnStrMidCpR b	MB	20.74	-1.4	+5.9	+8.2
MnStrMidCpY	MB	24.08	-1.4	+5.9	+8.8
MnStrR b	LB	40.25	-2.1	+3.7	+9.5/E
MnStrY	LB	40.67	-2.1	+3.7	+10.1/D
ModInvA m	MA	11.37	+.4	+2.7	+6.1
ModInvC m	MA	11.15	+.3	+2.7	+5.3
ModInvR b	MA	11.30	+.3	+2.7	+5.8
RisingDivsA m	LB	17.21	-1.8	+2.8	+7.7
RisingDivsC m	LB	14.32	-1.9	+2.7	+6.9
RisingDivsR b	LB	17.08	-1.7	+2.8	+7.4
RisingDivsY	LB	17.89	-1.7	+2.8	+8.0
RlEsttA m	SR	23.06	-6.5	+1.9	+2.9
RlEsttC m	SR	22.38	-6.6	+1.9	+2.1
RlEsttR b	SR	22.94	-6.5	+1.9	+2.6
RlEsttY	SR	23.34	-6.5	+2.0	+3.1
SrFltngRtA m	BL	7.87	+.4	+2.3	+5.9/A
SrFltngRtC m	BL	7.88	+.4	+2.3	+5.2/C
TotalReturnBdA m	CI	6.58	+.8	+.2	+1.8
TotalReturnBdC m	CI	6.58	+.8	+.2	+1.0
TotalReturnBdR b	CI	6.58	+.9	+.2	+1.5
TotalReturnBdY	CI	6.54	+.8	+.2	+2.1
ValA m	LV	29.95	-1.6	+3.4	+8.5/E
ValC m	LV	28.38	-1.7	+3.4	+7.7/E
ValY	LV	30.71	-1.6	+3.4	+8.8/D
Oppenheimer Rocheste					
AMTFreeMnsA m	HM	7.05	+.2	+.3	+5.1/A
AMTFreeMnsC m	HM	6.99	+.1	+.3	+4.4/A
AMTFreeNYMnsA m	MY	11.19	+.5	+.2	+3.9/A
AMTFreeNYMnsC m	MY	11.20	+.5	+.2	+3.1/A
CAMnA m	MC	8.43	+.3	+.3	+4.7/A
CAMnC m	MC	8.40	+.4	+.4	+4.0/A
HYMnA m	HM	7.28	+.3	+.3	+6.8/A
HYMnC m	HM	7.25	+.2	+.3	+6.1/A
LtdTrmCAMnA m	SS	3.19	+.5	+.1	+2.7/A
LtdTrmCAMnC m	SS	3.18	+.5	+.4	+1.9/A
LtdTrmNYMnA m	SS	2.96	+.5	+.4	+2.7/A
LtdTrmNYMnC m	SS	2.94	+.5	+.4	+1.9/A
MnsA m	MY	15.41	+.5	+.5	+6.4/A
MnsC m	MY	15.37	+.4	+.5	+5.5/A
MnsY	MY	15.41	+.5	+.5	+6.6/A
NewJerseyMnA m	MJ	9.27	+.4	+.2	+3.2/A
NewJerseyMnC m	MJ	9.28	+.2	+.1	+2.5/B
PennsylvaniaMnA m	MP	10.47	+.4	+.2	+4.6/A
PennsylvaniaMnC m	MP	10.44	+.3	+.2	+3.9/A
ShrtDurHYMuniA m	HM	4.43	+.5	+.6	+3.0/C
ShrtDurHYMuniC m	HM	4.40	+.4	+.3	+2.3/D
Oppenheimer SteelPat					
MLPAlphaA m	LP	6.83	+5.0	+9.5	+3.7/E
MLPAlphaC m	LP	6.39	+4.8	+9.4	+3.0/E
MLPAlphaPlusA m	LP	5.39	+7.0	+13.3	+4.4/D
MLPAlphaPlusC m	LP	5.05	+7.1	+13.2	+3.6/E
MLPAlphaPlusY	LP	5.53	+7.0	+13.3	+4.7/D
MLPAlphaY	LP	7.05	+5.0	+9.5	+4.0/E
MLPIncA m	LP	5.48	+4.1	+11.2	+6.3/C
MLPIncCs m	LP	5.07	+4.3	+11.3	+5.5/C
MLPIncY	LP	5.66	+4.2	+11.3	+6.5/C
MLPSel40A m	LP	7.43	+2.7	+7.2	+4.0/E
MLPSel40C m	LP	6.97	+2.6	+7.0	+3.1/E
MLPSel40I	LP	7.72	+2.8	+7.2	+4.3/D
MLPSel40Y	LP	7.68	+2.8	+7.1	+4.2/D
Optimum					
FxdIncC m	CI	9.20	+.8	+.2	+1.2/E
FxdIncInstl	CI	9.18	+.9	+.3	+2.3/B
IntlInstl	FB	12.02	+3.0	+4.6	+9.1/A
LgCpGrC m	LG	12.46	+.1	+5.3	+13.3/C
LgCpGrInstl	LG	16.47	+.2	+5.3	+14.4/B
LgCpValC m	LV	14.46	-2.2	+3.1	+7.7/E
LgCpValInstl	LV	14.63	-2.2	+3.2	+8.8/D
SmMidCpGrIns	SG	13.41	+2.0	+7.5	+14.1/C
SmMidCpValIns	SV	12.21	+.2	+6.5	+7.2/E
Osterweis					
Osterweis	LB	14.65	-1.1	+3.6	+6.7/E
StrInc	HY	10.94	+.6	+1.5	+6.0/D
PGIM Investments					
BalancedA m	MA	14.35	-.1	+2.6	+7.3/C
BalancedZ	MA	14.45	-.1	+2.6	+7.6/B
CAMuniIncA m	MC	10.35	+.4	+.2	+1.6/D
CoreBondZ	CI	9.62	+.8	...	+2.0/C
GlbRlEstA m	GR	22.82	-1.0	+4.0	+4.6/D
GlbRlEstC m	GR	22.31	-1.1	+4.0	+4.0/D
GlbRlEstZ	GR	22.93	-1.0	+4.0	+5.0/D
GlbTtlRetA m	IB	6.55	+2.5	+.9	+4.4/A
GovrnIncA m	GI	9.32	+.8	-.1	+.9/B
GovrnIncZ	GI	9.30	+.9	...	+1.2/A
HighYieldA m	HY	5.28	+1.4	+3.2	+8.0/A
HighYieldB m	HY	5.27	+1.4	+3.2	+7.4/B
HighYieldC m	HY	5.27	+1.4	+3.2	+7.2/B
HighYieldZ	HY	5.29	+1.5	+3.2	+8.3/A
Jen20/20FocA m	LG	13.17	...	+4.8	+11.8/D
Jen20/20FocC m	LG	8.89	-.1	+4.7	+11.0/E
Jen20/20FocZ	LG	14.74	...	+4.8	+12.1/D
JenEqIncC m	LB	11.72	-.9	+2.7	+6.8/E
JenEqOppA m	LB	14.97	-1.1	+5.9	+9.4/E
JenFinSerA m	SF	12.90	+1.2	+5.2	+7.4/D
JenHealSciA m	SH	40.63	-2.2	+6.4	+8.2/B
JenHealSciC m	SH	29.63	-2.2	+6.4	+7.5/C
JenHealSciZ	SH	45.35	-2.1	+6.4	+8.5/B
JenMidCapGrA m	MG	23.68	-.3	+4.9	+9.0/E
JenMidCapGrC m	MG	16.02	-.3	+4.8	+8.3/E
JenMidCapGrZ	MG	26.45	-.2	+4.9	+9.3/E
JenNatResA m	SN	30.23	+2.4	+9.1	+6.1/D
JenSmlComA m	SG	19.21	+.7	+6.6	+10.1/E
JenSmlComC m	SG	8.90	+.9	+6.7	+9.5/E
JenSmlComZ	SG	20.95	+.7	+6.6	+10.4/E
JenUtlA m	SU	13.39	-2.4	+2.4	+11.8/B
JenUtlC m	SU	13.33	-2.5	+2.4	+11.0/C
JenUtlZ	SU	13.40	-2.3	+2.4	+12.1/A
JenniFocGrA m	LG	13.59	+1.7	+5.7	+15.1/A
JenniFocGrC m	LG	10.80	+1.5	+5.7	+14.2/B
JennisonBldA m	LG	17.98	-.1	+5.1	+10.4/E
JennisonDivGrA m	LG	11.72	+.6	+5.8	+13.7/B
JennisonDivGrC m	LG	9.55	+.6	+5.8	+12.9/C
JennisonGrA m	LG	35.69	+1.1	+5.6	+14.7/B
JennisonGrC m	LG	28.18	+1.0	+5.6	+14.0/B
JennisonGrZ	LG	38.65	+1.1	+5.6	+15.1/A
JennisonValA m	LV	17.15	-1.5	+3.6	+8.8/D
MuniHiIncA m	HM	10.02	+.3	+.1	+2.9/C
MuniHiIncC m	HM	10.02	+.3	+.1	+2.1/E
NationalMuniA m	MI	14.48	+.5	+.2	+1.6/B
QMAIntlEqA m	FV	6.65	+3.0	+4.2	+6.7/B
QMALrgCaCoEqA m	LB	13.08	-1.3	+4.2	+11.6/C
QMALrgCaCoEqC m	LB	11.68	-1.4	+4.2	+10.8/D
QMASmCpValZ	SV	16.12	+1.1	+8.7	+10.8/B
QMAStockIdxI	LB	41.90	-1.4	+3.6	+12.6/A
QMAStockIdxZ	LB	41.92	-1.4	+3.6	+12.6/B
ShTerCorBdA m	CS	10.71	+.6	+.1	+1.5/C
TtlRetBdA m	CI	13.98	+1.1	+.2	+3.1/A
TtlRetBdC m	CI	13.97	+1.0	+.2	+2.3/B
TtlRetBdZ	CI	13.93	+1.1	+.2	+3.4/A
PIA Mutual Funds					
ShrtTrmSecAdv	UB	9.97	+.3	+.1	+1.2/D
PIMCO					
AlAstA m	TV	11.16	+.8	+1.8	+8.0
AlAstAdmin b	TV	11.17	+.8	+1.8	+8.2
AlAstAllAthA m	TV	8.06	+1.0	+1.6	+6.8
AlAstAllAthC m	TV	8.06	+1.0	+1.6	+6.0
AlAstAllAthI2	TV	8.06	+1.2	+1.6	+7.2
AlAstAllAthIns	TV	8.05	+1.1	+1.6	+7.3
AlAstC m	TV	11.11	+.7	+1.8	+7.2
AlAstI2	TV	11.17	+.8	+1.8	+8.4
AlAstInstl	TV	11.15	+.8	+1.8	+8.5
AlAstR b	TV	11.09	+.8	+1.8	+7.7
CAIntermMnBdA m	MF	9.66	+.7	+.3	+1.2/D
CAIntermMnBdIns	MF	9.66	+.7	+.3	+1.5/B
CAShrtDrMnIncIn	SS	9.83	+.3	...	+.9/B
CmdPlsStrA m	BB	5.01	-.2	+8.0	+9.6
CmdPlsStrI2	BB	5.06	-.2	+7.9	+10.0
CmdPlsStrIs	BB	5.09	-.2	+7.8	+10.1
CmdtyRlRtStrA m	BB	5.64	-3.5	+5.0	+2.5
CmdtyRlRtStrAdm b	BB	5.67	-3.4	+5.2	+2.7
CmdtyRlRtStrC m	BB	5.34	-3.4	+5.1	+1.7
CmdtyRlRtStrI2	BB	5.77	-3.5	+5.1	+2.9
CmdtyRlRtStrIns	BB	5.79	-3.5	+5.1	+3.0
CreditOppsBdI	XS	9.74	+.7	+1.1	+5.2/A
CreditOppsBdI-2	XS	9.70	+.7	+1.0	+5.0/B
DivandIncA m	IH	10.81	+1.3	+3.5	+8.2/A
DivandIncC m	IH	10.77	+1.4	+3.6	+7.4/A
DiversIncA m	MU	10.53	+1.6	+1.6	+6.1/A
DiversIncC m	MU	10.53	+1.6	+1.5	+5.4/B
DiversIncI2	MU	10.53	+1.6	+1.6	+6.5/A
DiversIncInstl	MU	10.53	+1.6	+1.6	+6.6/A
DynamicBdA m	NT	10.71	+.7	+.5	+4.6/B
DynamicBdC m	NT	10.71	+.6	+.5	+3.8/B
DynamicBdI	NT	10.71	+.7	+.5	+5.0/A
DynamicBdI-2	NT	10.71	+.7	+.5	+4.9/A
EMBdA m	EB	9.90	+2.3	+1.6	+7.1/A
EMBdI2	EB	9.90	+2.3	+1.6	+7.4/A
EMBdInstl	EB	9.90	+2.3	+1.6	+7.5/A
EMCcy&S/TInmtI	CR	8.09	+2.8	+1.4	+5.6/A
EMCorpBdInstl	EB	10.24	+1.3	+.9	+7.3/A
EMFullSpcBdIns	EB	7.15	+3.2	+2.1	+7.2/A
EmergLclBdA m	XP	6.74	+4.4	+2.9	+7.0/C
EmergLclBdI2	XP	6.74	+4.4	+2.9	+7.3/B
EmergLclBdInstl	XP	6.74	+4.4	+2.9	+7.4/A
EqSLSA m	LO	10.82	-.1	+.9	+4.4/C
EqSLSC m	LO	10.29	-.1	+1.0	+3.7/C
EqSLSI2	LO	11.01	...	+1.0	+4.7/B
EqSLSInstl	LO	11.10	...	+1.0	+4.8/B
ExtendedDrInstl	GL	7.41	+3.6	+.2	+2.5
GNMA&GovtSecA m	GI	10.78	+.9	+.1	+1.0
GNMA&GovtSecC m	GI	10.78	+.8	...	+.3
GNMA&GovtSecI	GI	10.78	+.9	+.1	+1.4
GNMA&GovtSecI-2	GI	10.78	+.9	+.1	+1.3
GlBdOppsUSDHA m	IB	10.04	+.6	+.4	+3.0
GlBdOppsUSDHI	IB	10.04	+.6	+.4	+3.3
GlBdOppsUSDHI-2	IB	10.04	+.6	+.4	+3.2
GlBdOppsUnhAdm b	IB	8.91	+1.2	+1.4	+3.1
GlBdOppsUnhI	IB	8.91	+1.2	+1.4	+3.4
GlbAdvtStrBdIns	IB	10.58	+1.3	+.8	+4.9/A
GlbMltAsstA m	IH	11.95	+1.0	+2.6	+6.4
GlbMltAsstC m	IH	11.63	+.9	+2.6	+5.6
GlbMltAsstI2	IH	12.04	+1.0	+2.6	+6.8
GlbMltAsstInstl	IH	12.06	+1.0	+2.6	+6.9
HYA m	HY	8.52	+1.3	+3.0	+6.4/C
HYAdmin b	HY	8.52	+1.3	+3.0	+6.5/C
HYC m	HY	8.52	+1.3	+3.0	+5.6/D

Continued on **next page**

Continued from **previous page**

Mutual Funds

Name	Obj	NAV	4-wk Rtn	YTD Rtn	3-yr Rtn/Rk
HYI2	HY	8.52	+1.4	+3.0	+6.6/C
HYInstl	HY	8.52	+1.4	+3.0	+6.7/C
HYMnBdA m	HM	8.91	+.5	+.2	+4.1/A
HYMnBdC m	HM	8.91	+.4	+.2	+3.4/C
HYMnBdI2	HM	8.91	+.5	+.2	+4.3/A
HYMnBdInstl	HM	8.91	+.5	+.2	+4.4/A
HYSpectrumA m	HY	9.45	+1.2	+3.0	+7.4/B
HYSpectrumI2	HY	9.45	+1.2	+3.0	+7.7/B
HYSpectrumInstl	HY	9.45	+1.2	+3.0	+7.8/A
IBdUSDHA m	IB	10.67	+.5	+.3	+4.0/B
IBdUSDHC m	IB	10.67	+.5	+.3	+3.2/B
IBdUSDHI	IB	10.67	+.6	+.3	+4.4/A
IBdUSDHI-2	IB	10.67	+.6	+.3	+4.3/A
IBdUnhA m	IB	9.42	+1.6	+1.4	+3.6/B
IBdUnhAdm b	IB	9.42	+1.6	+1.4	+3.8/B
IBdUnhI	IB	9.42	+1.6	+1.5	+4.1/B
IBdUnhI-2	IB	9.42	+1.6	+1.4	+4.0/B
IncA m	MU	11.85	+1.0	+.5	+5.7/A
IncAdmin b	MU	11.85	+1.0	+.5	+5.9/A
IncC m	MU	11.85	+.9	+.5	+4.9/B
IncI2	MU	11.85	+1.0	+.5	+6.0/A
IncInstl	MU	11.85	+1.0	+.5	+6.1/A
IncR b	MU	11.85	+.9	+.5	+5.4/B
InflRspMIAstIns	XY	7.72	+.3	+2.0	+5.9
InvtGrdCdtBdA m	TW	9.97	+1.3	+.7	+3.9
InvtGrdCdtBdAdm b	TW	9.97	+1.3	+.7	+4.0
InvtGrdCdtBdC m	TW	9.97	+1.2	+.7	+3.1
InvtGrdCdtBdI	TW	9.97	+1.3	+.7	+4.3
InvtGrdCdtBdI-2	TW	9.97	+1.3	+.7	+4.2
L/TCreditBdI	CL	10.99	+1.7	+.9	+6.1/A
L/TCreditBdI-2	CL	10.99	+1.7	+.8	+6.0/A
L/TRealRetI	IP	7.93	+.7	+1.4	+3.5
LngDrTtlRetI2	CL	10.06	+1.5	+.1	+4.6/B
LngDrTtlRetIns	CL	10.06	+1.5	+.1	+4.7/A
LngTrmUSGvtA m	GL	5.92	+2.3	-.1	+1.5
LngTrmUSGvtI2	GL	5.92	+2.3	-.1	+1.8
LngTrmUSGvtIns	GL	5.92	+2.3	-.1	+1.9
LowDrA m	CS	9.71	+.4	+.2	+1.1/D
LowDrAdmin b	CS	9.71	+.4	+.2	+1.2/C
LowDrC m	CS	9.71	+.3	+.2	+.8/D
LowDrI2	CS	9.71	+.4	+.2	+1.4/C
LowDrIIInstl	CS	9.61	+.5	+.2	+1.5/C
LowDrInstl	CS	9.71	+.4	+.2	+1.5/C
LowDrR b	CS	9.71	+.3	+.2	+.9/D
LowDurESGIns	CS	9.38	+.4	+.2	+1.3/C
LowDurIncA m	CS	8.47	+.7	+.5	+6.3/A
LowDurIncC m	CS	8.47	+.7	+.5	+5.9/A
LowDurIncI2	CS	8.47	+.7	+.6	+6.6/A
LowDurIncInstl	CS	8.47	+.8	+.6	+6.7/A
MnBdA m	ML	9.66	+.5	+.1	+2.4/B
MnBdC m	ML	9.66	+.4	+.1	+1.9/C
MnBdI2	ML	9.66	+.5	+.1	+2.7/A
MnBdInstl	ML	9.66	+.6	+.2	+2.8/A
ModDrInstl	CI	10.01	+.7	+.1	+2.0/C
MortgOpps&BdI	NT	10.78	...	+.1	+3.9
MrtgBckdScA m	CI	10.29	+.7	+.1	+2.2
MrtgBckdScIns	CI	10.29	+.7	+.1	+2.6
NYMnBdA m	MN	11.04	+.6	+.3	+1.9/A
NYMnBdInstl	MN	11.04	+.6	+.3	+2.2/A
RAEFdmAdPLUSIns	NE	9.97	-.4	+.7	+2.0
RAEPLUSA m	LV	6.15	-1.7	+4.1	+12.9/A
RAEPLUSC m	LV	5.62	-1.6	+4.3	+12.1/A
RAEPLUSEMGI	EM	9.59	+1.1	+2.8	+19.7
RAEPLUSI	LV	6.50	-1.5	+4.2	+13.3/A
RAEPLUSI-2	LV	6.45	-1.5	+4.2	+13.2/A
RAEPLUSII	FV	6.86	+.5	+4.3	+10.2
RAEPLUSSmallI	SV	9.99	-1.4	+6.8	+14.9
RlEstRlRtStrA m	SR	7.31	-4.3	+3.8	+4.1/C
RlEstRlRtStrIns	SR	8.10	-4.4	+3.8	+4.5/B
RlRetA m	IP	10.64	+.6	+.8	+2.0
RlRetAdmin b	IP	10.64	+.6	+.8	+2.1
RlRetC m	IP	10.64	+.6	+.8	+1.5
RlRetI2	IP	10.64	+.6	+.8	+2.3
RlRetInstl	IP	10.64	+.6	+.8	+2.4
RlRetR b	IP	10.64	+.6	+.8	+1.7
ShrtAsstInvmIns	UB	10.00	+.1	+.1	+1.9/A
ShrtDrMnIncA m	MS	8.35	+.3	...	+.7/D
ShrtDrMnIncIns	MS	8.35	+.3	...	+1.1/A
ShrtTrmA m	UB	9.77	...	+.2	+2.0/A
ShrtTrmAdm b	UB	9.77	...	+.2	+2.0/A
ShrtTrmC m	UB	9.77	...	+.1	+1.7/B
ShrtTrmI2	UB	9.77	...	+.2	+2.2/A
ShrtTrmIns	UB	9.77	...	+.2	+2.3/A
ShrtTrmR b	UB	9.77	...	+.1	+1.8/B
SrFltngRtA m	BL	9.68	+.5	+2.6	+4.2/D
SrFltngRtC m	BL	9.68	+.5	+2.6	+3.4/E
SrFltngRtI2 d	BL	9.68	+.5	+2.6	+4.4/D
SrFltngRtIns d	BL	9.68	+.5	+2.6	+4.5/D
StkPlsShrtA m	BM	8.21	+1.3	-3.0	-8.7
StkPlsShrtI2	BM	8.47	+1.2	-3.0	-8.5
StkPlsShrtIns	BM	8.49	+1.3	-3.0	-8.4
StksPLUSA m	LB	8.52	-1.9	+3.1	+12.2
StksPLUSAbRtA m	LB	9.29	-1.4	+3.9	+13.8/A
StksPLUSAbRtC m	LB	8.37	-1.6	+3.7	+12.9/A
StksPLUSAbRtI2	LB	9.34	-1.4	+3.8	+14.1/A
StksPLUSAbRtIns	LB	9.46	-1.5	+3.8	+14.2/A
StksPLUSC m	LB	8.00	-1.9	+3.1	+11.6
StksPLUSIUHdIns	FB	5.25	+.7	+4.0	+7.6
StksPLUSIUSDHA m	FB	6.95	+1.4	+3.7	+8.6/A
StksPLUSIUSDHC m	FB	6.35	+1.4	+3.8	+7.8/A
StksPLUSIUSDHI2	FB	7.27	+1.5	+3.7	+9.0/A
StksPLUSIUSDHIn	FB	7.34	+1.5	+3.7	+9.1/A
StksPLUSIns	LB	9.30	-1.8	+3.2	+12.6
StksPLUSLngDrIn	XM	5.84	+.1	+3.5	+16.3
StksPLUSSmA m	SB	8.64	-.9	+6.8	+14.2
StksPLUSSmC m	SB	7.90	-1.0	+6.8	+13.4
StksPLUSSmI2	SB	8.78	-.8	+6.9	+14.6
StksPLUSSmIns	SB	8.85	-.9	+6.8	+14.7
StrategicBdA m	NT	10.60	+.5	+.3	+5.2/A
StrategicBdI	NT	10.60	+.5	+.3	+5.6/A
StrategicBdI-2	NT	10.60	+.5	+.3	+5.5/A
TotRetESGAdm b	CI	8.83	+.7	+.1	+1.9
TotRetESGI2	CI	8.83	+.7	+.1	+2.0
TotRetESGIns	CI	8.83	+.7	+.1	+2.1
TtlRetA m	CI	9.93	+.6	+.1	+2.0/C
TtlRetAdm b	CI	9.93	+.6	+.1	+2.2/B
TtlRetC m	CI	9.93	+.6	+.1	+1.3/E
TtlRetI2	CI	9.93	+.7	+.1	+2.3/B
TtlRetIIIns	CI	9.40	+1.0	...	+2.7
TtlRetIVIns	CI	10.14	+.7	+.1	+2.2
TtlRetIns	CI	9.93	+.7	+.1	+2.4/B
TtlRetR b	CI	9.93	+.6	+.1	+1.8/C
PNC					
CorFI b	CI	16.21	+1.0	+.4	+1.7/D
DiversEq b	LB	22.57	+.8	+4.4	+8.6/E
IntermTxExBdI	MI	9.17	+.7	+.3	+1.4/C
IntlEqA m	FG	21.60	+4.0	+5.0	+9.1/A
IntlEqIns	FG	21.78	+4.1	+5.0	+9.5/A
MltFctrLgCpGrI	LG	29.88	-.5	+4.1	+11.6/D
MltFctrLgCpValI	LV	23.14	+1.4	+6.2	+5.7/E
SmCpI	SG	16.75	+1.5	+5.8	+6.4/E
TtlRetAdvtgIns	CI	10.39	+.9	+.4	+2.1/C
TxExLtdMatBdIns	MS	10.25	+.6	+.2	+.8/C
UltraShrtBdI	UB	9.89	+.4	+.1	+1.1/D
PRIMECAP Odyssey					
AgrsGr	MG	41.02	+1.0	+7.1	+17.3/A
Gr	LG	36.59	-.1	+5.4	+15.8/A
Stk	LB	29.88	-.9	+3.9	+13.4/A
Pacific Capital					
TxFrSecY	MI	10.08	+.9	+.4	+1.5/C
TxFrShrtIntrScY	MS	10.03	+.5	+.2	+.7/D
Pacific Funds					
OptmzAgrsGrA m	XM	13.07	-.3	+3.7	+9.1
OptmzAgrsGrC m	XM	12.65	-.4	+3.8	+8.3
OptmzCnsrA m	XY	9.83	+.6	+1.3	+4.0
OptmzCnsrC m	XY	9.59	+.5	+1.3	+3.2
OptmzGrA m	AL	11.82	-.2	+3.3	+7.8
OptmzGrB m	AL	11.60	-.2	+3.3	+7.0
OptmzGrC m	AL	11.55	-.2	+3.3	+7.0
OptmzModA m	MA	11.24	+.1	+2.6	+6.5
OptmzModB m	MA	11.06	+.1	+2.7	+5.7
OptmzModC m	MA	11.03	...	+2.6	+5.7
OptmzModCnsrA m	CA	10.17	+.4	+1.9	+5.0
OptmzModCnsrC m	CA	9.94	+.5	+1.9	+4.3
Paradigm					
Val d	SB	43.82	...	+4.5	+14.3/A
Parametric					
EmMktsInstl	EM	13.80	+4.1	+4.0	+10.8/C
EmMktsInv b	EM	13.77	+4.1	+4.0	+10.5/C
TxMgEMktIs	EM	46.08	+4.0	+3.8	+10.9/C
Parnassus					
CorEqInv	LB	39.96	-1.8	+2.5	+11.7/C
FI	CI	15.96	+.7	+.3	+1.4/D
Parnassus	LB	42.59	-1.1	+5.1	+10.4/D
Pax					
BalIndvInv b	MA	21.67	+.5	+2.5	+6.9/C
ESGBtQlIndvInv b	LB	18.06	-1.1	+3.7	+11.0/C
HYBdIndvInv b	HY	6.41	+1.1	+2.7	+6.6/C
Payden					
CAMnInc	MF	10.10	+.4	+.1	+1.8/A
CorBdInv	CI	10.27	+.7	+.3	+2.5/B
EmMktsBdInv	EB	12.78	+2.3	+2.3	+6.0/B
EqInc	LV	15.56	-1.5	+3.6	+10.4/C
GNMAInv	GI	9.15	+1.0	+.1	+1.1/B
GlbFI	IB	8.66	+.7	+.3	+2.5/D
GlbLowDr	IB	9.86	+.4	+.2	+1.4/E
HiIncInv	HY	6.19	+1.4	+3.2	+5.8/D
LowDr	CS	9.92	+.4	+.1	+1.4/C
LtdMat	UB	9.42	+.1	+.1	+1.6/B
USGvtInv	GS	10.19	+.5	+.1	+.6/C
Pear Tree					
PlrsFgnVlInstl	FV	20.05	+5.9	+5.7	+9.0/A
PlrsFgnVlOrd b	FV	20.12	+5.8	+5.7	+8.6/A
PlrsSmCpOrd b	SB	22.66	-.3	+5.5	+9.5/D
PnAgrEMOrdinary b	EM	19.50	+2.7	+3.3	+7.0/E
QualOrd b	LB	16.70	-2.8	+1.6	+13.7/A
Performance					
MnBdInstl d	MI	23.86	+.9	+.3	+2.4/A
StrBd d	MU	22.10	+.3	...	+4.4/C
Permanent					
I	CA	36.90	+1.6	+2.8	+6.3/A
Perritt					
MicroCpOppsInv d	SB	23.24	+.6	+6.7	+8.3/D
UltraMicroCp d	SB	13.66	+3.2	+8.3	+8.2/E
Pioneer					
A m	LB	25.43	-1.4	+2.7	+12.6/A
AMTFreeMnA m	ML	14.24	+.7	+.1	+1.7/C
AMTFreeMnY	ML	14.21	+.8	+.2	+2.0/C
BalA m	MA	8.50	-.2	+2.3	+7.1/C
BdA m	CI	9.37	+.6	+.3	+2.4/B
BdC m	CI	9.27	+.7	+.3	+1.7/D
BdY	CI	9.28	+.7	+.2	+2.7/A
C m	LB	21.79	-1.5	+2.7	+11.7/C
CorEqA m	LB	16.61	-.8	+4.3	+10.9/C
DiscpGrA m	LG	14.29	-.8	+3.8	+10.8/E
DiscpGrY	LG	14.68	-.7	+3.7	+11.0/E
DiscpValA m	LV	12.24	-.4	+4.2	+9.7/C
DiscpValY	LV	12.31	-.3	+4.2	+10.0/C
EqIncA m	LV	31.41	-.8	+3.4	+11.0/B
EqIncC m	LV	30.91	-.9	+3.4	+10.2/C
EqIncR b	LV	32.05	-.8	+3.4	+10.5/B
GlbHYA m	HY	8.34	+1.2	+2.2	+6.5/C
GlbHYC m	HY	8.32	+1.1	+2.3	+5.8/D
GlbHYY	HY	8.19	+1.2	+2.3	+6.8/C
HYA m	HY	9.22	+1.0	+2.8	+7.2/B
HYY	HY	9.23	+1.0	+2.8	+7.5/B
HiIncMnA m	HM	7.22	+.4	+.1	+4.3/A

Name	Obj	NAV	4-wk Rtn	YTD Rtn	3-yr Rtn/Rk
HiIncMnC m	HM	7.22	+.2	+.1	+3.5/B
IntlEqA m	FB	19.81	+2.0	+3.8	+4.7/D
MidCpValA m	MV	19.41	-.1	+6.1	+6.4/E
R b	LB	25.56	-1.5	+2.7	+12.2/B
RlEsttA m	SR	14.47	-3.9	+3.6	+2.7/E
SelMidCpGrA m	MG	36.48	+.7	+6.2	+12.7/B
SelMidCpGrY	MG	39.93	+.8	+6.2	+13.0/B
ShrtTrmIncY	CS	9.35	+.4	+.1	+1.8/B
SolusBalA m	IH	10.67	+.7	+2.8	+3.1/E
SolusBalC m	IH	9.79	+.6	+2.6	+2.3/E
StrIncA m	MU	10.35	+.8	+.7	+3.8/D
StrIncC m	MU	10.12	+.8	+.6	+3.1/D
StrIncR b	MU	10.52	+.8	+.6	+3.4/D
StrIncY	MU	10.34	+.9	+.6	+4.1/C
Y	LB	25.80	-1.4	+2.7	+12.9/A
Polaris					
GlbVal d	WS	24.57	+2.6	+5.0	+9.5/C
Praxis					
GenesisBalA m	MA	12.70	+.5	+2.5	+6.9/C
GenesisGrA m	AL	13.75	+.4	+3.4	+8.6/B
GrIdxA m	LG	22.87	-1.1	+3.7	+14.3/B
ImpactBdA m	CI	10.11	+.7	-.1	+1.4/D
Principal					
CAMnA m	MF	10.26	+.8	+.3	+1.9
CorPlusBdA m	CI	10.46	+.8	+.5	+1.9
CorPlusBdIns	CI	10.45	+.9	+.5	+2.3
CorPlusBdJ m	CI	10.53	+.8	+.4	+1.9
CptlAprcA m	LB	41.61	-1.5	+2.8	+11.5
CptlAprcC m	LB	27.95	-1.6	+2.8	+10.6
DiversIntlA m	FB	11.27	+2.1	+4.4	+5.3
DiversIntlIns	FB	11.19	+2.2	+4.5	+5.9
DiversIntlJ m	FB	11.13	+2.2	+4.4	+5.5
EqIncA m	LV	28.38	-2.2	+2.4	+12.6
EqIncC m	LV	27.62	-2.3	+2.4	+11.8
GvtHiQualBdA m	GI	10.14	+.8	+.1	+.8
HYA m	HY	6.96	+.7	+3.2	+6.8
HYC m	HY	7.03	+.6	+3.2	+6.0
HYIIns	HY	9.31	+.7	+3.0	+6.5
IncA m	CI	9.24	+.6	+.2	+2.9
InflProtIns	IP	8.20	+.4	+.6	+1.9
IntlEMA m	EM	23.60	+1.9	+2.8	+9.9
IntlEMJ m	EM	22.69	+2.0	+2.9	+10.0
IntlIIns	FG	12.59	+2.0	+4.2	+4.3
LCpSP500IdxA m	LB	16.06	-1.7	+3.2	+12.1
LCpSP500IdxIs	LB	16.04	-1.6	+3.2	+12.5
LCpSP500IdxJ m	LB	15.89	-1.7	+3.2	+12.2
LfTm2010Ins	TA	12.16	+.4	+1.7	+5.4
LfTm2010J m	TA	12.12	+.4	+1.7	+5.3
LfTm2020A m	TE	12.89	+.3	+2.4	+6.4
LfTm2020Ins	TE	12.78	+.3	+2.3	+6.8
LfTm2020J m	TE	12.72	+.3	+2.4	+6.6
LfTm2030A m	TH	13.05	+.2	+3.0	+7.4
LfTm2030Ins	TH	12.99	+.3	+3.0	+7.8
LfTm2030J m	TH	12.96	+.2	+3.0	+7.6
LfTm2040A m	TJ	13.43	...	+3.4	+8.1
LfTm2040Ins	TJ	13.68	...	+3.4	+8.5
LfTm2040J m	TJ	13.57	...	+3.4	+8.3
LfTm2050Ins	TN	13.66	-.1	+3.7	+9.0
LfTm2050J m	TN	13.27	-.1	+3.8	+8.7
LfTmStrIncIns	RI	11.26	+.5	+1.4	+4.2
LfTmStrIncJ m	RI	11.21	+.5	+1.4	+4.0
LgCpGrA m	LG	5.08	+1.5	+5.0	+9.5
LgCpGrIIns	LG	13.44	+.6	+4.3	+16.3
LgCpGrIJ m	LG	10.81	+.6	+4.3	+16.1
LgCpGrIns	LG	5.66	+1.6	+5.2	+10.0
LgCpGrJ m	LG	4.40	+1.4	+5.0	+9.6
LgCpValIIIIns	LV	14.71	-2.4	+2.6	+10.7
LgCpValIIIJ m	LV	14.51	-2.4	+2.6	+10.4
MdCpA m	MG	22.83	-.9	+3.3	+12.4
MdCpGrIIIIns	MG	9.91	+.2	+4.5	+11.6
MdCpGrJ m	MG	5.54	+1.0	+6.3	+11.0
MdCpJ m	MG	21.92	-.9	+3.3	+12.6
MdCpSP400IdxJ m	MB	17.38	-1.7	+5.1	+11.4
MdCpValIIIJ m	MV	15.02	-2.1	+5.8	+5.5
MdCpValIns	MV	12.32	-2.3	+3.9	+9.2
PrefSecIns	RR	9.54	+1.1	+1.6	+3.6
PrefSecJ m	RR	9.34	+1.0	+1.5	+3.3
RlEsttSecA m	SR	22.24	-6.6	+1.8	+4.7
RlEsttSecIns	SR	22.26	-6.6	+1.9	+5.1
RlEsttSecJ m	SR	21.57	-6.6	+1.8	+4.8
SAMgBA m	MA	14.07	-.1	+2.3	+7.0
SAMgBC m	MA	13.83	-.2	+2.3	+6.2
SAMgCnsBA m	CA	11.12	...	+1.6	+5.5
SAMgCnsBC m	CA	11.00	...	+1.7	+4.7
SAMgCnsGA m	AL	15.28	-.3	+2.9	+8.6
SAMgCnsGC m	AL	14.10	-.3	+2.9	+7.8
SAMgmtFlxIncA m	XY	11.53	+.2	+1.2	+4.8
SAMgmtFlxIncC m	XY	11.40	+.1	+1.2	+4.0
SAMgmtStrGrA m	XM	16.03	-.5	+3.4	+8.7
SAMgmtStrGrC m	XM	14.35	-.5	+3.4	+7.9
ShrtTrmIncA m	CS	12.02	+.4	...	+1.6
SmCpA m	SB	18.51	-1.3	+6.4	+10.4
SmCpGrIIns	SG	11.70	+1.7	+7.3	+15.3
SmCpGrIJ m	SG	8.10	+1.6	+7.3	+14.9
SmCpIns	SB	20.03	-1.3	+6.4	+10.9
SmCpJ m	SB	17.58	-1.3	+6.4	+10.6
SmCpSP600IdxIns	SB	23.01	-.8	+6.2	+14.2
SmCpSP600IdxJ m	SB	21.68	-.8	+6.2	+14.0
SmCpValIIIns	SV	9.60	-.5	+6.7	+9.5
TxExBdA m	MI	7.05	+.6	+.2	+1.8
ProFunds					
BtchUltrSctInv	LE	58.57	+6.3	+12.8	+5.0/E
BullInv	LE	118.42	-1.6	+3.6	+10.7/D
IntUltraSectInv	LE	80.96	+3.6	+12.0	+31.6/A
NASDAQ100Inv	LG	65.17	-1.1	+4.5	+14.8/B
UltBullInv	LE	52.20	-3.9	+7.0	+20.9/B
UltMidCpInv	LE	36.20	-1.5	+11.9	+19.2/C
UltNASDAQ100Inv	LE	57.60	-3.1	+9.0	+28.2/A
Prospector					
Opp m	MB	19.04	-.5	+3.1	+11.6/B
Provident Trust					
TrustStr	LG	14.15	-.6	+2.8	+13.6/C
Putnam					
AMTFreeMnA m	ML	14.73	+.7	+.2	+1.8/C
CATxExIncA m	MC	7.91	+.7	+.2	+2.0/C
CnvrtSecA m	CV	22.48	+1.4	+3.9	+9.5/C
CnvrtSecY	CV	22.47	+1.4	+3.9	+9.8/C
CptlSpectrumA m	AL	27.50	-3.7	+5.5	-3.4/E
CptlSpectrumC m	AL	25.97	-3.7	+5.5	-4.1/E
CptlSpectrumY	AL	27.88	-3.7	+5.5	-3.2/E
DiversIncA m	NT	6.75	+.1	+2.0	+4.6/B
DiversIncC m	NT	6.61	...	+1.8	+3.8/B
DiversIncM m	NT	6.61	+.1	+1.8	+4.3/B
DynAstAlcBalA m	MA	13.47	+.1	+3.0	+6.8/D
DynAstAlcBalB m	MA	13.42	+.1	+3.1	+6.0/E
DynAstAlcBalC m	MA	13.07	+.1	+3.0	+6.0/E
DynAstAlcBalY	MA	13.51	+.2	+3.1	+7.1/C
DynAstAlcCnsrA m	TV	10.11	+.6	+1.6	+4.1/D
DynAstAlcCnsrY	TV	10.15	+.6	+1.6	+4.4/C
DynAstAlcGrA m	AL	14.50	+.1	+3.9	+8.5/C
DynAstAlcGrB m	AL	14.20	+.1	+4.0	+7.7/D
DynAstAlcGrC m	AL	13.56	...	+4.0	+7.7/D
DynAstAlcGrY	AL	14.67	+.1	+4.0	+8.8/B
EqIncA m	LV	22.04	-.5	+4.2	+11.0/B
EqIncB m	LV	21.77	-.5	+4.1	+10.2/C
EqIncC m	LV	21.76	-.6	+4.1	+10.2/C
EqIncM m	LV	21.73	-.5	+4.1	+10.4/B
EqIncY	LV	22.04	-.5	+4.1	+11.3/B
EqSpectrumA m	MB	33.11	-4.3	+4.6	+.8/E
EqSpectrumC m	MB	30.88	-4.4	+4.6	.../E
EqSpectrumY	MB	33.78	-4.3	+4.6	+1.0/E
EuropeEqA m	ES	22.98	+3.5	+4.5	+1.6/D
FixIncAbReA m	NT	9.53	+.1	+1.1	+3.3/C
FixIncAbReC m	NT	9.49	...	+1.1	+2.5/D
FixIncAbReY	NT	9.54	+.1	+1.2	+3.5/B
FltngRtIncA m	BL	8.38	+.7	+2.6	+4.5/D
FltngRtIncC m	BL	8.38	+.8	+2.7	+3.8/E
GlbEqA m	WS	14.42	+1.3	+4.8	+8.0/D
GlbHCA m	SH	47.52	+.1	+3.8	+4.2/E
GlbHCY	SH	51.17	+.2	+3.8	+4.4/D
GlbIncA m	IB	11.64	+1.4	+.8	+2.6/C
GlbNatrlResA m	SN	14.63	+2.7	+5.9	+4.4/E
GlbUtlsA m	SU	12.10	-.1	+2.8	+8.8/E
GrOppsA m	LG	31.08	-.2	+4.4	+16.8/A
GrOppsB m	LG	25.95	-.2	+4.3	+15.9/A
GrOppsC m	LG	26.46	-.2	+4.3	+15.9/A
HighYieldA m	HY	5.59	+1.0	+2.9	+6.9/B
HighYieldM m	HY	5.57	+1.0	+3.1	+6.7/C
IncA m	CI	6.75	+.6	+.3	+2.9/A
IncC m	CI	6.69	+.7	+.5	+2.2/B
IncM m	CI	6.56	+.8	+.5	+2.7/A
IncY	CI	6.87	+.7	+.4	+3.2/A
IntlCptlOppsA m	FA	33.70	+4.3	+5.3	+6.9/B
IntlEqA m	FB	20.73	+3.0	+4.7	+3.4/E
IntlEqY	FB	20.96	+3.0	+4.7	+3.7/E
IntlGrA m	FG	19.46	+2.3	+4.2	+4.4/E
IntlValA m	FV	9.96	+2.9	+3.9	+4.4/D
MATEIncA m	MT	9.39	+.6	+.2	+1.5/B
MNTEIncA m	SM	9.08	+.6	+.2	+1.5/C
MltAsAbRtA m	AM	10.87	+1.6	+1.6	+1.5/C
MltAsAbRtC m	AM	10.56	+1.6	+1.5	+.8/D
MltAsAbRtY	AM	10.90	+1.6	+1.6	+1.8/C
MortgageSecsA m	CI	12.29	+.8	+.8	+.6/E
NJTEIncA m	MJ	9.08	+.8	+.3	+2.1/C
NYTEIncA m	MY	8.34	+.7	+.2	+1.7/C
OhioTEIncA m	MO	8.82	+.6	+.2	+1.5/C
PETEIncA m	MP	8.90	+.7	+.1	+1.7/C
RsrchA m	LB	28.74	...	+4.1	+12.8/A
RtrReady2020A m	TE	18.06	+.7	+1.5	+3.3/E
RtrReady2025A m	TG	20.49	+.6	+1.9	+4.4/E
RtrReady2030A m	TH	20.29	+.5	+2.4	+5.6/E
RtrReady2035A m	TI	20.37	+.4	+3.0	+6.8/E
ShrtDurBdA m	CS	9.98	+.5	+.2	+2.6/A
ShrtDurBdY	CS	9.99	+.4	+.1	+2.8/A
SmCpGrA m	SG	38.67	+1.7	+6.6	+14.4/C
SmCpValA m	SV	9.83	+.7	+8.5	+8.4/D
SmCpValY	SV	10.44	+.9	+8.5	+8.7/D
SustFutureA m	MV	15.08	+.1	+4.9	+9.2/C
SustLeadersA m	LG	77.71	+.3	+4.3	+15.6/A
SustLeadersB m	LG	57.60	+.3	+4.3	+14.7/B
SustLeadersM m	LG	65.35	+.3	+4.3	+15.0/A
SustLeadersY	LG	84.01	+.4	+4.3	+15.9/A
TEIncA m	ML	8.43	+.7	+.2	+2.1/B
TxFrHYA m	HM	12.28	+.4	+.1	+3.2/C
QCI					
BalIns	CA	11.01	...	+1.9	+7.2
QS					
CnsrvGrA m	MA	13.37	+.6	+2.5	+6.7
DefesvGrA m	CA	12.49	+1.2	+1.8	+5.3
GlbEqA m	WS	14.92	+1.3	+4.6	+9.3/C
GrA m	XM	14.72	+.2	+3.6	+8.0
ModGrA m	AL	14.68	+.3	+3.1	+7.7
SP500IdxA b	LB	23.50	-1.5	+3.6	+12.2/B
Quaker					
ImpGrAdv m	LG	29.85	-.8	+4.7	+7.3/E
RBC					
Entprl d	SB	16.98	+1.1	+8.0	+10.7/C
SMIDCpGrI d	MG	12.57	-1.4	+4.6	+11.4/C
Reynolds					
BlueChipGr b	LG	47.18	-.8	+5.2	+8.8/E
Rice Hall James					
MicroCpIns d	SG	26.75	+.8	+5.2	+15.8/B
SmCpIns	SG	7.56	-.6	+6.3	+6.3/E
RiverNorth					
CorOppR m	MA	7.62	+1.4	+4.7	+9.6/A
dbleInStrIncI d	MU	9.95	+1.4	+2.2	+4.4
dbleInStrIncR m	MU	9.96	+1.3	+2.0	+4.1

Name	Obj	NAV	4-wk Rtn	YTD Rtn	3-yr Rtn/Rk
Riverbridge					
GrIns d	MG	18.27	-.2	+4.7	+15.6/A
Rockefeller					
CorTxableBdIns	CI	9.76	+.8	...	+1.6/D
IntermTENYBdIns	MN	9.98	+.7	+.3	+.6/E
IntermTENtBdIns	MI	10.03	+.7	+.3	+.7/E
Royce					
LowPricedStkSvc m	SB	6.78	+2.6	+7.1	+10.5/C
MicroCpInvm d	SB	9.98	+1.7	+6.7	+10.2/C
OppInvm d	SV	10.88	+1.9	+9.7	+15.1/A
PEMutCnslt m	SB	6.54	+1.1	+5.8	+13.7/A
PEMutInvm d	SB	8.21	+1.2	+5.9	+14.9/A
PremInvm d	SG	12.28	+1.2	+5.7	+16.1/B
Sm/MdCpPremSvc m	MB	11.20	+1.8	+4.6	+10.7/B
SmCpValSvc m	SV	8.84	+2.5	+6.1	+10.7/B
SmlrCoGrSvc m	SG	7.11	+.4	+6.3	+10.7/E
SpecEqInvm d	SV	18.24	+1.9	+4.6	+12.5/A
TtlRetInvm d	SB	10.23	+.8	+5.4	+12.1/B
Russell					
InvEmergMktsS	EM	17.36	+1.6	+3.1	+11.7
InvEqIncS	LB	21.42	-1.6	+4.3	+11.3
InvGbRlEstSecS	GR	31.46	-3.2	+3.1	+5.0
InvGlobalEqS	WS	8.76	-.7	+3.4	+10.0
InvIntlDvdMktS	FB	33.49	+1.3	+4.4	+6.5
InvInvmGrdBdS	CI	20.62	+.8	...	+1.5
InvLPBalStrA m	MA	10.25	+1.2	+2.8	+6.3
InvLPBalStrC b	MA	9.99	+1.1	+2.8	+5.5
InvLPBalStrS	MA	10.39	+1.2	+2.8	+6.4
InvLPCnsrvStrA m	XY	9.28	+.4	+1.2	+3.5
InvLPCnsrvStrC b	XY	9.17	+.4	+1.2	+2.7
InvLPEqGrStrA m	AL	11.92	+.2	+3.7	+8.4
InvLPEqGrStrC b	AL	10.56	+.2	+3.6	+7.6
InvLPEqGrStrS	AL	12.00	+.3	+3.7	+8.7
InvLPGrStrA m	AL	11.22	+1.0	+3.4	+7.8
InvLPGrStrC b	AL	10.78	+.9	+3.4	+7.0
InvLPGrStrS	AL	11.38	+1.0	+3.4	+8.0
InvLPModStrA m	CA	9.66	+.7	+1.7	+4.9
InvLPModStrC b	CA	9.50	+.6	+1.6	+4.1
InvLPModStrS	CA	9.71	+.6	+1.6	+5.1
InvShrtDurBdS	CS	18.93	+.5	+.3	+1.7
InvStratBdS	CI	10.53	+1.1	+.2	+2.0
InvTEBdS	MI	22.76	+.7	+.3	+1.9
InvTxMgdUSLgCpS	LB	38.93	-1.4	+3.2	+10.8
InvTxMgdUSMSCpS	SG	25.59	-.8	+5.1	+10.7
InvUSSmCpEqS	SB	25.21	-.8	+6.5	+12.2
SustEqS	LB	46.61	-1.6	+2.0	+10.9
Rydex					
BasBiotechInv	SH	78.53	+6.2	+12.1	+6.1/D
DynSP500H b	LE	98.61	-3.9	+7.1	+20.8/B
GvLnBd12xStrInv	GD	50.21	+1.8	-.7	+.5/A
HCInv	SH	30.06	-.7	+5.0	+8.6/B
IvDynSP500H b	BM	43.77	+1.1	-7.3	-24.2/C
IvGvLnBdStrInv	IT	34.81	-1.5	+.6	-1.8/A
IvNAS100StrInv	BM	60.98	...	-4.6	-16.0/B
IvSP500StrInv	BM	61.95	+1.0	-3.6	-11.8/A
MdCpAdvtgH b	LE	80.91	-1.2	+8.8	+15.4/C
NASDAQ1002xStrH b	LE	122.21	-3.2	+9.0	+28.3/A
NASDAQ100Inv	LG	34.47	-1.0	+4.6	+15.5/A
NovaInv	LE	67.38	-2.7	+5.3	+16.2/C
Rsl200015xStrH b	LE	57.79	-.4	+10.8	+16.1/C
SP500PureGrH b	LG	59.44	-.6	+4.7	+10.7/E
SP500PureValH b	LV	73.01	+.1	+6.3	+10.5/B
TechInv	ST	88.13	+.5	+5.0	+18.7/C
UtlsInv	SU	42.41	-4.8	+1.0	+11.4/C
SEI					
CAMuniBdF	MF	10.65	+1.0	+.4	+.9/D
CoreFxdIncF	CI	10.93	+1.0	+.1	+2.1/B
EmergMktsDbtF	EB	9.43	+3.4	+2.5	+5.8/B
EmergingMktsEqF	EM	10.86	+4.2	+3.9	+12.1/B
GNMAF	GI	10.15	+.8	+.1	+1.1/A
HighYieldBdF	HY	6.68	+.1	+2.5	+8.1/A
IntermTermMuniF	MI	11.49	+.8	+.3	+1.5/C
IntlEqF	FB	10.00	+3.6	+4.8	+5.5/C
IntlFxdIncF	IB	9.96	+.8	+.1	+2.6/C
LargeCapGrowthF	LG	30.93	-1.0	+3.9	+11.9/D
LargeCapValueF	LV	21.45	-1.3	+4.0	+10.7/B
MaschtsMuniBdF	MT	10.42	+1.0	+.3	+.7/E
MidCapF	MB	22.67	...	+5.4	+11.2/B
NewJrsyMuniBdF	MJ	10.32	+.9	+.3	+1.4/E
NewYorkMuniBdF	MN	10.60	+.9	+.4	+.9/D
PnnylvnMuniBdF	MP	10.63	+1.0	+.3	+1.1/E
S&P500IndexF	LB	59.92	-1.4	+3.6	+12.4/B
ShortDurGovtF	GS	10.21	+.5	...	+.8/B
SmallCapGrowthF	SG	30.72	-.8	+6.2	+12.2/D
SmallCapValueF	SV	19.82	+.9	+7.5	+7.5/E
TaxMgdSm/MdCpF	SB	19.56	-.1	+5.9	+9.3/D
TxMgdLCpF	LB	24.39	-.9	+3.9	+10.9/C
USMgdVolF	LV	15.59	-2.4	+2.4	+9.7/C
UltraShtDurBdF	UB	9.28	+.2	-.1	+1.5/C
SSGA					
IntlStkSelionN b	FV	9.58	+3.7	+4.6	+4.0/D
SP500IdxN b	LB	32.87	-1.4	+3.7	+12.6/A
Salient					
SelIncA m	RR	19.85	-.3	+3.8	+3.3/D
SelIncC m	RR	19.26	-.3	+3.8	+2.7/E
Schroder					
NorthAmrcnEqInv	LB	14.89	-1.5	+3.0	+12.2
TtlRetFIInv	CI	9.48	+1.0	+.4	+2.0
Schwab					
Bal	MA	14.23	+.2	+3.0	+7.6/B
CATFBd	MF	11.71	+.7	+.2	+1.5/B
CorEq	LB	18.76	-.5	+4.5	+10.4/D
DivEq	LV	13.55	-.1	+4.9	+8.2/E
FdmtlIntlLgCIdx	FV	8.31	+3.5	+4.9	+8.8/A
FdmtlUSLgCIdx	LV	15.13	-1.4	+4.0	+11.6/A
FdmtlUSSmCIdx	SB	12.55	+.3	+7.0	+12.1/B
GlbRlEstt	GR	7.19	+.6	+4.7	+6.5/B
HC	SH	23.51	-1.7	+2.5	+9.3/B
HdgdEq	LO	15.21	+1.0	+2.8	+6.7/A
IntermTrmBd	CI	9.79	+.6	-.1	+1.1/E
IntlIdx	FB	18.27	+3.2	+4.2	+6.9/B
LgCpGr	LG	15.42	-.1	+4.5	+11.6/D
MktTrackAllEq	XM	16.95	+.4	+4.8	+11.3/A
MktTrackBal	MA	16.86	+.6	+2.9	+7.4/B
MktTrackCnsrv	CA	15.06	+.8	+1.9	+5.3/C
MktTrackGr	AL	20.99	+.4	+3.9	+9.5/A
SP500Idx	LB	39.70	-1.4	+3.6	+12.8/A
Schwab1000Idx	LB	57.96	-1.2	+3.9	+12.6/B
SmCpEq	SB	15.88	+1.2	+7.7	+11.8/B
SmCpIdx	SB	26.38	+.3	+7.2	+13.0/A
TFBd	MI	11.55	+.7	+.2	+1.5/C
Trgt2010	TA	12.30	+.5	+1.6	+4.8
Trgt2020	TE	13.03	+.4	+2.0	+6.0
Trgt2030	TH	14.04	+.2	+2.9	+7.6
Trgt2040	TJ	14.68	+.1	+3.5	+8.6
TrsInflPrtScIdx	IP	10.66	+.6	+.4	+2.0/B
TtlStkMktIdx	LB	45.39	-1.1	+4.2	+12.7/A
Schwartz					
MariaBd	XY	11.14	+.1	+.3	+3.4/D
MariaGr	MG	29.05	-.9	+3.1	+15.2/A
MariaRisingDiv	LB	16.17	-1.8	+2.1	+11.8/C
Segall Bryant & Hami					
SmCpVal d	SB	11.48	+.5	+5.9	+14.1/A
Selected					
AmrcnD	LB	31.52	+.3	+5.1	+10.7/D
AmrcnS b	LB	31.47	+.3	+5.1	+10.3/D
Sequoia					
Sequoia	LG	137.79	+3.2	+4.2	+6.4/E
Seven Canyons					
WldInnovtrInv d	SW	15.15	+1.2	+4.0	+10.0/C
Shelton					
CMCATFInc	MF	11.32	+.8	+.3	+1.1/D
CMCorValDrct	LV	18.48	+.3	+4.3	+7.8/E
CMSP500IdxDrct	LB	49.61	-1.4	+3.6	+12.6/B
CMSPMdCpIdxDrct	MB	22.31	-.3	+5.9	+11.9/A
CMSPSmCpIdxDrct	SB	20.11	+.2	+6.4	+13.5/A
Sit					
DivGrI d	LB	12.89	-1.5	+2.7	+10.7/D
LgCpGr d	LG	36.85	-1.5	+3.3	+12.5/D
MidCpGr d	MG	15.85	-.6	+4.7	+8.6/E
MinnesotaTFInc	SM	10.31	+.5	+.2	+2.1/A
SmCpGr d	MG	47.13	-.9	+6.1	+7.1/E
TFInc	MI	9.52	+.3	+.3	+2.8/A
USGvtSec	UB	10.85	+.5	+.1	+1.2/D
Smead Funds					
ValI1	LV	42.89	-1.2	+3.5	+10.8/B
ValInv b	LV	42.91	-1.3	+3.5	+10.5/B
Snow Capital					
LSOppsA m	MV	24.88	+1.0	+4.8	+10.6/B
LSOppsIns d	MV	25.13	+1.0	+4.8	+10.9/A
Sound Shore					
ShoreInv	LV	38.50	-1.7	+4.0	+8.9/D
Spirit of America					
IncA m	CL	11.54	+1.3	+1.1	+4.0/B
LgCpValA m	LB	19.16	-1.9	+3.4	+9.6/E
MnTFBdA m	MI	9.26	+.5	...	+1.8/B
RlEsttIncGrA m	SR	10.41	-4.2	+3.8	+4.1/C
State Farm					
Bal	MA	65.09	-.3	+1.6	+7.3/C
Gr	LB	74.54	-1.4	+2.3	+11.4/C
Interim	GS	9.84	+.6	-.1	+.8/B
MnBd	MI	8.54	+1.0	+.2	+1.7/B
State Street					
DiscpEMEqN b	EM	6.06	+3.2	+2.2	+8.0/E
Sterling Capital					
MidValIns	MB	15.43	+.8	+7.4	+7.6/D
NCIntermTFIns	SI	10.54	+.8	+.3	+1.0/C
ShrtDrBdI	CS	8.50	+.4	+.1	+1.6/B
StrtonMdCpVlIns	MB	56.22	+.2	+5.0	+9.7/C
StrtonRlEsttIns	SR	35.29	-4.5	+3.4	+6.5/A
StrtonSmCpVlIns	SB	72.45	+.1	+6.5	+11.6/B
TtlRetBdIns	CI	10.21	+.7	...	+2.4/B
VlIntermTFIns	SI	11.53	+.7	+.2	+.9/D
WstVlIntrmTFIns	SI	9.82	+.8	+.4	+1.3/B
Stone Harbor					
HYBdIns	HY	7.71	+5.8	+3.4	+7.7/A
Stralem Fund					
Eq d	LB	7.66	-.2	+4.2	+9.9/D
T. Rowe Price					
AfrcMdlEst d	MQ	8.95	+6.2	+4.2	+11.1/B
BCGr	LG	100.49	+.6	+4.6	+16.6
BCGrAdv b	LG	98.84	+.6	+4.6	+16.3
BCGrR b	LG	94.97	+.5	+4.6	+16.0
Bal	MA	21.94	+.5	+2.6	+8.3
CATFBd	MC	11.29	+.6	+.2	+1.9/C
Comm&TelInv	SC	98.65	+.6	+5.4	+16.0
CorpInc	TW	9.06	+1.2	+.2	+2.6/D
CptlAprc	MA	27.15	+.1	+2.3	+10.0
CptlAprcAdv b	MA	26.87	+.1	+2.3	+9.7
CptlOpp	LB	24.51	-1.3	+3.9	+13.0/A
DivGr	LB	42.54	-1.9	+2.6	+12.7/A
DivGrAdv b	LB	42.49	-1.9	+2.6	+12.4/B
DivMdCpGr	MG	28.31	+.1	+4.3	+13.2
EMBd d	EB	11.22	+2.4	+2.0	+6.0
EMLclCcyBd d	XP	6.20	+4.9	+2.8	+7.4/A
EMStk d	EM	39.37	+5.1	+5.1	+15.1/A
EmergEurope d	MQ	13.59	+2.1	+4.8	+11.4/A
EqIdx500 d	LB	69.24	-1.4	+3.7	+12.6/B
EqInc	LV	28.32	-1.6	+3.7	+11.7/A
EqIncAdv b	LV	28.25	-1.6	+3.7	+11.3/A
EqIncR b	LV	28.20	-1.7	+3.8	+11.0/B
ErpnStk d	ES	18.37	+4.0	+4.4	+2.8/C

Name	Obj	NAV	4-wk Rtn	YTD Rtn	3-yr Rtn/Rk
ExtendedEqMktId d	MB	25.46	-.4	+6.2	+12.2
FinclSvcs	SF	23.45	-.4	+4.0	+12.2/A
GNMA	GI	8.97	+.7	+.2	+1.1/B
GeorgiaTFBd	SL	11.28	+.7	+.2	+1.5/C
GlbGrStk d	WS	24.57	+1.7	+5.4	+13.1
GlbMltSectBdInv	IB	11.01	+1.5	+.7	+4.6/A
GlbRlEstt d	GR	18.68	-1.5	+4.5	+3.7/E
GlbStk d	WS	36.31	+2.0	+5.5	+15.5
GlbTech	ST	13.03	+4.8	+6.8	+18.4
GrStk	LG	59.87	+.4	+4.8	+14.9
GrStkAdv b	LG	58.44	+.4	+4.8	+14.6
GrStkR b	LG	56.38	+.3	+4.8	+14.3
GrandInc	LB	25.07	-2.4	+3.0	+11.0/C
HY d	HY	6.33	+1.1	+2.8	+7.0
HYAdv m	HY	6.31	+1.1	+2.9	+6.8
HlthSci	SH	70.68	-.8	+5.5	+9.7
InflProtBd	IP	11.38	+.6	+.4	+1.6/C
InsAfrcMdlEst d	MQ	5.91	+6.1	+4.2	+11.4/B
InsCorPlus	CI	10.02	+1.0	+.3	+2.5
InsEMBd d	EB	8.18	+2.4	+1.9	+6.6/B
InsEMEq d	EM	35.84	+5.1	+5.1	+15.2/A
InsFltngRt d	BL	9.76	+.6	+2.1	+4.7/C
InsFltngRtF d	BL	9.75	+.5	+2.1	+4.5/D
InsGlbFocedGrEq d	WS	10.44	+2.1	+5.6	+15.7
InsGlbGrEq d	WS	25.00	+1.5	+5.3	+13.4
InsHY d	HY	8.42	+1.0	+2.8	+7.6
InsIntlCorEq d	FB	11.39	+3.0	+4.5	+7.6/A
InsIntlGrEq d	FG	20.58	+3.7	+4.5	+8.1/B
InsLgCpCorGr	LG	39.40	+.7	+4.7	+16.7
InsLgCpGr	LG	37.32	+.8	+4.5	+18.7
InsLgCpVal	LV	20.46	-1.7	+3.8	+10.8/B
InsMdCpEqGr	MG	50.20	-.4	+4.0	+13.5
InsSmCpStk	SG	21.43	-.3	+5.6	+14.8
InsUSStructRsrc	LB	11.37	-1.1	+4.0	+13.2/A
IntlBd d	IB	8.71	+3.2	+1.1	+3.3/B
IntlDiscv d	FR	58.25	+4.5	+5.0	+8.6/B
IntlEqIdx d	FB	12.49	+1.9	+3.8	+6.8
IntlStk d	FG	15.65	+3.7	+4.5	+8.0/B
IntlStkAdv m	FG	15.72	+3.7	+4.5	+7.7/B
IntlValEq d	FV	12.60	+3.0	+4.4	+3.1/E
IntlValEqAdv m	FV	12.86	+3.0	+4.4	+2.8/E
IntlValEqR m	FV	12.67	+2.9	+4.4	+2.5/E
Japan d	JS	12.83	-1.7	+3.8	+12.1/A
LatinAmerica d	LS	23.84	+11.9	+8.4	+21.6/C
MdCpGr	MG	79.27	-.4	+3.8	+12.9
MdCpGrAdv b	MG	76.75	-.4	+3.8	+12.6
MdCpGrR b	MG	74.33	-.5	+3.8	+12.3
MdCpVal	MV	25.52	-2.0	+4.6	+10.9/A
MdCpValAdv b	MV	25.44	-2.0	+4.6	+10.6/B
MdCpValR b	MV	25.01	-2.0	+4.6	+10.4/B
MryIndShTrTFBd	SS	5.17	+.5	+.2	+.6/D
MryIndTFBd	SL	10.56	+.6	+.2	+2.0/A
NJTFBd	MJ	11.86	+.7	+.2	+2.2/C
NYTFBd	MY	11.37	+.6	+.2	+1.7/C
NewAmericaGr	LG	45.66	+.1	+5.0	+16.2/A
NewAmericaGrAdv b	LG	44.60	+.1	+5.0	+15.9/A
NewAsia d	PJ	15.91	+2.3	+2.7	+10.2
NewEra	SN	31.92	+.4	+6.1	+9.8
NewHorizons	MG	50.71	-.2	+5.2	+18.7
NewInc	CI	9.16	+1.0	+.2	+1.8
NewIncAdv b	CI	9.14	+1.0	+.2	+1.6
OverseasStk d	FB	9.72	+3.1	+4.5	+7.4/B
PersonalStrBal	MA	21.73	+.7	+2.5	+8.5
PersonalStrGr	AL	30.80	+.5	+3.3	+10.1
PersonalStrInc	CA	18.36	+.8	+1.9	+6.7
QMUSSmCpGrEq d	SG	33.00	-.3	+5.9	+13.2/C
RlAsts d	IH	10.50	-.2	+4.1	+9.1
RlEstt d	SR	25.84	-4.3	+4.3	+2.9/D
RlEsttAdv m	SR	26.20	-4.3	+4.3	+2.6/E
Rtr2005	TA	12.54	+.6	+1.6	+5.9
Rtr2005Adv b	TA	12.50	+.5	+1.5	+5.6
Rtr2005R b	TA	12.59	+.5	+1.5	+5.3
Rtr2010	TA	16.52	+.5	+1.8	+6.4
Rtr2010Adv b	TA	16.45	+.5	+1.8	+6.1
Rtr2010R b	TA	16.35	+.5	+1.7	+5.8
Rtr2015	TD	13.27	+.6	+2.1	+7.1
Rtr2015Adv b	TD	13.23	+.5	+2.0	+6.8
Rtr2015R b	TD	13.11	+.4	+2.0	+6.5
Rtr2020	TE	20.00	+.5	+2.4	+8.0
Rtr2020Adv b	TE	19.86	+.5	+2.4	+7.7
Rtr2020R b	TE	19.68	+.4	+2.4	+7.4
Rtr2025	TG	15.84	+.4	+2.7	+8.6
Rtr2025Adv b	TG	15.76	+.4	+2.7	+8.4
Rtr2025R b	TG	15.60	+.4	+2.7	+8.1
Rtr2030	TH	22.97	+.4	+3.0	+9.3
Rtr2030Adv b	TH	22.78	+.4	+3.0	+9.0
Rtr2030R b	TH	22.60	+.3	+3.0	+8.7
Rtr2035	TI	16.79	+.3	+3.3	+9.7
Rtr2035Adv b	TI	16.71	+.3	+3.3	+9.5
Rtr2035R b	TI	16.52	+.3	+3.3	+9.2
Rtr2040	TJ	23.83	+.3	+3.5	+10.1
Rtr2040Adv b	TJ	23.62	+.3	+3.4	+9.8
Rtr2040R b	TJ	23.47	+.3	+3.4	+9.6
Rtr2045	TK	16.21	+.2	+3.6	+10.2
Rtr2045Adv b	TK	16.11	+.2	+3.5	+9.9
Rtr2045R b	TK	15.93	+.2	+3.5	+9.6
Rtr2050	TN	13.67	+.2	+3.6	+10.2
Rtr2050Adv b	TN	13.55	+.2	+3.6	+9.9
Rtr2050R b	TN	13.44	+.2	+3.5	+9.7
Rtr2055	TL	13.85	+.3	+3.6	+10.2
Rtr2055Adv b	TL	13.76	+.3	+3.6	+9.9
RtrBal	CA	14.14	+.5	+1.7	+5.7
RtrBalAdv b	CA	14.15	+.5	+1.7	+5.5
RtrBalR b	CA	14.14	+.4	+1.7	+5.2
SciandTech	ST	33.40	+2.4	+6.4	+18.3
SciandTechAdv b	ST	32.87	+2.3	+6.4	+18.0
ShrtTrmBd	CS	4.65	+.4	+.1	+1.4/C
SmCpStk	SG	43.58	-.3	+5.6	+14.5
SmCpStkAdv b	SG	43.16	-.3	+5.6	+14.2
SmCpVal d	SB	42.04	-1.3	+5.5	+13.4
SmCpValAdv m	SB	41.93	-1.3	+5.5	+13.1
SpectrumGr	LG	20.83	+.2	+4.2	+11.3
SpectrumInc	MU	12.01	+1.1	+1.3	+4.7
SpectrumIntl d	FB	12.13	+2.1	+4.0	+6.7
SummitMnIncInv	ML	11.65	+.6	+.2	+2.0/C
SummitMnIntrInv	MI	11.71	+.8	+.3	+1.4/C
TFHY d	HM	11.74	+.6	+.2	+2.9/C
TFInc	ML	9.89	+.6	+.2	+1.8/C
TFIncAdv b	ML	9.89	+.6	+.1	+1.5/D
TFShrtInterm	MS	5.54	+.5	...	+.7/D
TtlEqMktIdx d	LB	28.69	-1.5	+3.6	+12.4
TxEfficientEq d	LG	29.59	+.2	+4.3	+13.8
USBdEnhIdx d	CI	10.66	+.8	-.1	+1.9/C
USLgCpCor	LB	22.04	-2.4	+2.9	+10.9/C
USTrsInterm	GI	5.63	+1.1	-.1	+.6/D
USTrsLngTrm	GL	12.16	+1.6	-.7	+1.4/D
VITFBd	SL	11.75	+.6	+.2	+1.9/A
Val	LV	31.58	-1.4	+3.3	+9.6/C
ValAdv b	LV	31.09	-1.4	+3.3	+9.4/D
TCM					
SmCpGr	SG	29.16	-1.1	+5.0	+15.7/B
TCW					
CorFIIns	CI	10.72	+.9	...	+1.7/D
CorFIN b	CI	10.69	+.9	...	+1.4/D
EMIncIns	EB	7.85	+2.4	+2.3	+7.1/A
RltvVlDivAprcI	LV	15.81	-.4	+4.2	+7.5/E
RltvVlDivAprcN b	LV	16.10	-.4	+4.2	+7.3/E
RltvVlLgCpIns	LV	16.50	-.8	+4.7	+8.0/E
RltvVlMidCpI	MV	19.13	+.1	+7.4	+11.0/A
SelEqsI	LG	23.06	+.5	+5.7	+12.2/D
SelEqsN b	LG	20.55	+.5	+5.7	+12.0/D
TtlRetBdI	CI	9.65	+.9	-.1	+1.7/D
TtlRetBdN b	CI	9.95	+1.0	...	+1.4/D
TETON Westwood					
BalAAA b	MA	10.45	-1.4	+1.7	+7.2/C
EqAAA b	LB	10.84	-2.5	+2.9	+10.4/D
MightyMitesAAA m	SB	24.74	+1.9	+6.1	+11.0/C
TIAA-CREF					
5-15YLdTxExBRet b	MI	10.34	+1.0	+.3	+1.5/C
BdIdxIns	CI	10.51	+.9	-.1	+1.6/D
BdIns	CI	10.04	+.9	+.2	+2.6/B
BdPlusIns	CI	10.11	+1.0	+.4	+3.0/A
BdPlusRet	CI	10.12	+1.0	+.3	+2.7/A
BdPlusRetail b	CI	10.13	+1.0	+.4	+2.7/A
BdRet	CI	10.22	+.9	+.2	+2.3/B
BdRetail b	CI	10.21	+.8	+.2	+2.3/B
EqIdxIns	LB	18.95	-1.1	+4.1	+12.8/A
EqIdxRet	LB	19.24	-1.1	+4.1	+12.5/B
EqIdxRetail b	LB	19.31	-1.1	+4.1	+12.5/B
GrIncIns	LG	12.63	-1.2	+4.1	+11.7/D
GrIncPrem b	LG	12.64	-1.2	+4.0	+11.5/D
GrIncRet	LG	12.86	-1.2	+4.0	+11.4/D
GrIncRetail b	LG	17.24	-1.2	+4.0	+11.3/D
HYIns	HY	9.33	+1.5	+3.7	+7.6/B
HYRet	HY	9.33	+1.4	+3.7	+7.3/B
HYRetail b	HY	9.37	+1.5	+3.7	+7.3/B
InflLinkedBdIns	IP	11.05	+.6	+.5	+1.6/C
InflLinkedBdRet	IP	11.13	+.6	+.4	+1.3/D
InflLinkedBdRtl b	IP	10.78	+.7	+.5	+1.3/D
IntlEqIdxIns	FB	17.64	+3.2	+4.2	+7.0/B
IntlEqIdxPrem b	FB	17.61	+3.2	+4.2	+6.9/B
IntlEqIdxRet	FB	18.06	+3.1	+4.3	+6.8/B
IntlEqIns	FB	9.94	+2.5	+5.0	+4.7/D
IntlEqPrem b	FB	9.93	+2.5	+5.0	+4.5/D
IntlEqRet	FB	10.34	+2.4	+5.0	+4.4/D
IntlEqRetail b	FB	6.33	+2.4	+5.0	+4.4/D
Lfcycl2010Rtr	TA	12.64	+.8	+1.9	+6.1/B
Lfcycl2015Rtr	TD	11.28	+.8	+2.2	+6.6/B
Lfcycl2020Rtr	TE	11.87	+.8	+2.4	+7.2/B
Lfcycl2025Rtr	TG	12.19	+.7	+2.8	+7.8/B
Lfcycl2030Rtr	TH	12.42	+.7	+3.2	+8.5/B
Lfcycl2035Rtr	TI	12.80	+.7	+3.6	+9.1/C
Lfcycl2040I	TJ	9.42	+.6	+3.9	+10.0/B
Lfcycl2040Rtr	TJ	13.06	+.6	+4.0	+9.7/B
Lfcycl2045Rtr	TK	11.24	+.6	+4.3	+9.9/B
LfcyclId2010I	TA	14.42	+.7	+1.7	+6.0/B
LfcyclId2020I	TE	15.86	+.7	+2.1	+7.2/B
LfcyclId2025I	TG	16.64	+.6	+2.5	+8.0/B
LfcyclId2035I	TI	18.16	+.5	+3.1	+9.6/B
LfcyclId2040I	TJ	18.66	+.4	+3.4	+10.4/A
LfcyclId2045I	TK	18.70	+.4	+3.7	+10.6/A
LfcyclRtIncRtr	RI	10.80	+.7	+1.9	+5.8/A
LgCpGrIdxIns	LG	28.48	-.7	+4.2	+15.0/A
LgCpGrIdxRet	LG	28.71	-.7	+4.2	+14.7/B
LgCpGrIns	LG	18.27	-.6	+4.5	+14.2/B
LgCpGrRet	LG	18.16	-.7	+4.5	+13.9/B
LgCpGrRetail b	LG	18.23	-.7	+4.5	+13.8/B
LgCpValIdxIns	LV	17.82	-1.8	+3.5	+10.4/B
LgCpValIdxRet	LV	18.15	-1.8	+3.6	+10.1/C
LgCpValIns	LV	15.13	-1.6	+3.7	+8.6/E
LgCpValPrem b	LV	15.10	-1.7	+3.7	+8.4/E
LgCpValRet	LV	15.08	-1.7	+3.7	+8.3/E
LgCpValRetail b	LV	14.44	-1.7	+3.7	+8.3/E
MdCpGrI	MG	18.83	+1.1	+5.8	+10.4/D
MdCpGrP b	MG	18.72	+1.1	+5.9	+10.2/D
MdCpGrRtl b	MG	18.22	+1.1	+5.9	+10.0/D
MdCpGrRtr	MG	18.24	+1.1	+5.9	+10.1/D
MdCpValI	MV	18.28	-.3	+6.5	+8.4/D
MdCpValP b	MV	18.26	-.2	+6.6	+8.2/D
MdCpValRtl b	MV	17.76	-.3	+6.5	+8.1/D
MdCpValRtr	MV	18.18	-.3	+6.6	+8.1/D
MgdAllcRtl b	MA	11.65	+.7	+2.9	+7.3/C
QtIntEqInstl	FB	6.67	+3.6	+4.5	+5.7/C
QtLrgCpGrInstl	LG	12.44	-.9	+4.1	+14.4/B
QtLrgCpValInstl	LV	9.21	-1.3	+3.7	+9.2/D
QtSm-CpEqInstl	SG	15.00	+.2	+6.4	+12.0/D
QtSm-CpEqPre b	SG	14.91	+.2	+6.3	+11.9/D
QtSm-CpEqRet	SG	14.57	+.2	+6.4	+11.8/D

Continued on **next page**

Continued from **previous page**

Mutual Funds

Name	Obj	NAV	4-wk Rtn	YTD Rtn	3-yr Rtn/Rk
QtSm-CpEqRetail b	SG	14.39	+.2	+6.4	+11.7/D
RlEsttSecI	SR	14.93	-4.2	+3.4	+6.4/A
RlEsttSecP b	SR	14.94	-4.3	+3.4	+6.2/A
RlEsttSecRtl b	SR	14.81	-4.3	+3.4	+6.0/A
RlEsttSecRtr	SR	15.56	-4.3	+3.4	+6.1/A
SP500IdxI	LB	28.52	-1.4	+3.6	+12.7/A
SP500IdxRtr	LB	28.36	-1.4	+3.6	+12.5/B
SclChEqI	LB	17.21	-.7	+3.9	+12.7/A
SclChEqP b	LB	17.15	-.8	+3.9	+12.6/B
SclChEqRtl b	LB	15.30	-.8	+3.9	+12.4/B
SclChEqRtr	LB	17.50	-.7	+3.9	+12.5/B
ShrtTrmBdI	CS	10.22	+.5	+.2	+1.8/B
ShrtTrmBdRtl b	CS	10.23	+.5	+.2	+1.5/C
ShrtTrmBdRtr	CS	10.23	+.5	+.2	+1.5/C
SmCpBlndIdxI	SB	18.71	+.4	+7.2	+13.1/A
SmCpBlndIdxRtr	SB	18.81	+.4	+7.2	+12.9/A
The Investment House					
InvmHouseGr	LG	32.74	-1.5	+5.0	+14.9/A
Third Avenue					
RlEsttValIns d	GR	26.70	+2.0	+7.6	+5.7/C
SmCpValIns d	SB	17.22	+2.7	+6.5	+11.1/C
ValIns d	WS	40.88	+4.5	+8.2	+5.8/E
Thompson					
Bd	CS	11.29	+.2	+.4	+5.8/A
LgCp	LB	62.15	+.5	+6.4	+12.0/B
Thornburg					
CALtdTrmMnA m	SS	13.53	+.4	+.2	+.4/E
CorGrA m	LG	35.29	+2.0	+6.5	+11.0/E
DevWldR6	EM	18.85	+4.8	+4.1	+9.9/D
IntermMnA m	MI	13.89	+.6	+.2	+1.0/D
IntermMnC m	MI	13.91	+.5	+.2	+.7/E
IntlGrR6	FG	20.51	+1.8	+5.2	+6.6/C
IntlValA m	FB	20.05	+1.6	+3.9	+2.4/E
IntlValC m	FB	17.90	+1.5	+3.9	+1.6/E
IntlValI	FB	20.69	+1.6	+3.9	+2.8/E
InvmIncBldrA m	IH	20.49	+.5	+2.3	+8.5/A
InvmIncBldrC m	IH	20.46	+.4	+2.3	+7.7/A
LtdTrmIncA m	CS	13.20	+.5	...	+2.0/B
LtdTrmIncC m	CS	13.18	+.5	...	+1.8/B
LtdTrmIncI	CS	13.20	+.5	...	+2.3/A
LtdTrmMnA m	MS	14.21	+.5	+.1	+.7/D
LtdTrmMnC m	MS	14.24	+.5	+.3	+.4/E
LtdTrmMnI	MS	14.21	+.5	+.2	+1.0/B
LtdTrmUSGvtA m	GS	12.81	+.6	...	+.6/C
NewMxcIntermMnA m	SI	13.07	+.5	+.2	+.9/D
ValA m	LB	63.94	-.2	+5.3	+9.8/D
ValC m	LB	58.39	-.3	+5.3	+8.9/E
ValI	LB	65.76	-.2	+5.3	+10.2/D
361					
GlbLSEqI	LO	10.55	-.3	+1.8	+3.6/C
Thrivent					
BalIncPlusA m	CA	11.84	+.7	+2.9	+6.1/B
BalIncPlusS	CA	11.81	+.7	+2.9	+6.5/A
DiversIncPlusA m	CA	6.95	+.8	+2.2	+5.3/C
HYA m	HY	4.57	+1.1	+3.1	+6.3/C
IncA m	TW	8.74	+1.0	+.6	+3.0/C
LgCpGrA m	LG	9.78	+.2	+5.0	+12.6/C
LgCpStkA m	WS	23.55	+1.3	+4.2	+8.8/C
LgCpStkS	WS	23.75	+1.3	+4.2	+9.2/C
LgCpValA m	LV	19.94	-1.4	+3.3	+11.5/A
LgCpValS	LV	20.05	-1.4	+3.4	+11.9/A
LtdMatBdA b	CS	12.28	+.3	+.1	+1.8/B
MidCpStkA m	MB	21.29	-.3	+5.7	+15.3/A
MidCpStkS	MB	24.31	-.2	+5.7	+15.7/A
MnBdA m	ML	11.03	+.6	+.1	+1.3/D
OppIncPlusA m	MU	9.91	+1.0	+1.5	+4.1/C
OppIncPlusS	MU	9.91	+1.0	+1.5	+4.3/C
SmCpStkA m	SG	17.49	-.1	+6.6	+15.8/B
Timothy					
PlanSmCpValA m	SB	15.13	...	+6.9	+11.0/C
Tocqueville					
Delafield b	SV	18.56	+1.0	+5.2	+7.8/E
Gold m	SP	31.48	+8.0	+2.3	+7.6/D
IntlVal b	FB	14.53	+3.2	+4.8	+4.7/D
Opp b	MG	23.19	+1.2	+8.0	+12.1/C
Tocqueville b	LB	32.26	-1.0	+3.5	+10.4/D
Torray					
Torray	LV	44.83	-.8	+3.2	+7.6/E
Touchstone					
ActvBdA m	CI	9.97	+.9	+.3	+2.2/B
ActvBdY	CI	9.96	+.9	+.3	+2.4/B
BalancedA m	MA	19.96	-1.0	+1.9	+8.6/A
DynGlbAllcA m	IH	10.96	+1.7	+3.1	+5.1/D
FlexIncA m	MU	10.61	+1.8	+2.1	+3.1/D
FlexIncY	MU	10.64	+1.8	+2.0	+3.4/D
FocedY	LB	39.70	-1.8	+3.9	+9.3/E
GrOppsIns	LG	30.49	+.7	+5.4	+12.1/D
GrOppsY	LG	30.11	+.6	+5.4	+12.0/D
HYY	HY	8.13	+1.1	+3.0	+6.4/C
ImpactBdInstl	CI	9.84	+.8	-.1	+2.1/C
ImpactBdY	CI	9.84	+.7	-.1	+2.0/C
IntlEqA m	FB	14.42	+3.6	+2.9	+5.3/D
IntlSmCpY	FR	13.95	+2.7	+5.3	+.9/E
LargeCpFocA m	LB	38.01	-2.3	+3.0	+13.4/A
MergerArbtrgY	NE	10.19	+.9	+.4	+1.6/C
MidCpGrA m	MG	25.26	+.2	+4.5	+11.8/C
MidCpGrIns	MG	26.57	+.2	+4.5	+12.2/C
MidCpGrY	MG	26.32	+.2	+4.5	+12.1/C
MidCpValIns	MV	16.07	-.6	+6.0	+9.1/C
MidCpY	MB	31.39	+1.5	+3.6	+14.5/A
PrmYldEqY	LV	7.93	-.4	+3.8	+9.6/C
SdCptlInsGr	LG	20.49	+3.0	+8.1	+15.5/A
SdCptlSelGrA m	LG	11.85	+3.0	+8.1	+14.8/B
SdCptlSelGrY	LG	12.75	+3.1	+8.1	+15.1/A
SdCptlSelGrZ b	LG	11.87	+3.1	+8.2	+14.9/B
SmCpIns	SB	10.97	+1.0	+6.0	+6.5/E
SmCpValA m	SV	22.07	-.9	+5.4	+9.8/C
SmallComA m	SG	4.49	-.7	+6.9	+14.0/C
SstnbtyIpcEqA m	WS	19.28	+.8	+5.0	+9.8/B
SstnbtyIpcEqY	WS	19.97	+.8	+5.0	+10.1/B
UlShrtDrFIA m	UB	9.23	+.1	+.1	+1.5/C
UlShrtDrFIY	UB	9.23	+.1	+.1	+1.7/B
UlShrtDrFIZ b	UB	9.23	+.1	+.1	+1.5/C
ValIns	LV	8.54	-.9	+3.3	+10.6/B
ValY	LV	8.56	-.9	+3.3	+10.4/B
Towle					
Deep Val d	SV	13.12	+1.6	+12.7	+14.9/A
Transamerica					
AsAlCnsrvA m	CA	10.00	+1.0	+1.5	+4.7/D
AsAlCnsrvC m	CA	9.92	+.8	+1.5	+3.9/E
AsAlGrA m	XM	11.78	+1.5	+4.5	+8.4/D
AsAlGrC m	XM	11.47	+1.4	+4.6	+7.6/D
AsAlModA m	CA	10.51	+1.1	+2.3	+5.6/B
AsAlModC m	CA	10.58	+1.0	+2.2	+4.8/D
AsAlModGrA m	MA	10.99	+1.4	+3.4	+7.0/C
AsAlModGrC m	MA	11.10	+1.3	+3.3	+6.1/D
BondA m	CI	8.94	+.6	+.7	+3.4/A
CptlGrA m	LG	25.51	+2.1	+7.0	+19.8/A
HYBdA m	HY	8.75	+1.3	+3.1	+7.0/B
MltCpGrA m	LG	6.43	...	+3.5	+4.2/E
MltMgdBalA m	MA	25.42	-.2	+2.3	+7.6/B
SMPValA m	MV	22.63	-.8	+5.6	+11.8/A
Tributary Funds					
SmCoIns	SB	25.73	...	+6.5	+11.4/B
Trillium					
GlbEqR b	WS	39.43	+.4	+3.4	+10.7/B
Trust For Credit Uni					
UnsShrtDrTCU	GS	9.52	+.4	+.1	+.8/B
UnsUlShDrTCU	UB	9.37	+.1	+.1	+.7/E
Tweedy, Browne					
GlbVal d	FV	25.62	+2.4	+3.0	+7.1/B
GlbVlIICyUnHdg d	FV	14.54	+2.5	+3.1	+7.2/A
Val	WS	18.41	+.6	+2.7	+9.3/C
WldwdHDvYldVl d	WS	8.17	+2.3	+3.3	+9.8/B
U.S. Global Investor					
GlbRes b	SN	4.45	+2.1	+2.1	+3.8/E
GoldPrcMtls b	SP	6.97	+9.7	+4.0	+12.4/A
USGvtUlShrtBd	GS	2.00	+.1	...	+.8/B
WldPrecMnral b	SP	2.81	+9.7	+4.1	+5.5/E
UBS					
GlbAllcA m	IH	11.60	+1.8	+3.3	+5.7/D
GlbAllcP	IH	11.86	+1.7	+3.2	+6.0/C
IntlSustEqP	FB	9.16	+2.3	+4.4	+7.0/B
USAllcA m	MA	41.80	-.1	+3.8	+7.1/C
USSmCpGrP	SG	18.48	+.8	+8.7	+13.5/C
UBS PACE					
AltStrsInvmsP	AM	10.12	+.4	+1.5	+.1
GlbFIInvmsP	IB	9.63	+1.6	+.6	+1.5/E
IntermFIInvmsP	CI	11.90	+1.0	+.3	+1.4/D
IntlEMEqInvP	EM	12.37	+3.8	+3.7	+10.1/D
IntlEqInvmsP	FB	14.09	+4.0	+4.6	+7.2/B
LgCoGrEqInvmsA m	LG	20.23	-1.0	+4.0	+11.8/D
LgCoGrEqInvmsP	LG	21.12	-1.0	+4.0	+12.0/D
LgCoValEqInvmsA m	LV	19.67	-1.1	+4.2	+9.8/C
LgCoValEqInvmsP	LV	19.59	-1.0	+4.3	+10.1/C
MnFIInvmsA m	MI	12.74	+.9	+.4	+1.3/D
MnFIInvmsP	MI	12.74	+.9	+.3	+1.5/C
MrBckScFIInvmsP	CI	12.39	+.8	+.1	+1.5/D
SMCoGrEqInvmsP	SG	16.12	+.7	+6.4	+13.7/C
SMCoValEqInvmsP	SB	17.27	-.1	+7.1	+8.7/D
StrFIInvmsP	CI	13.22	+.9	+.5	+2.8/A
USA Mutuals					
ViceInv b	LB	26.30	-1.4	+4.3	+5.9/E
USAA					
AgrsGr	LG	38.92	-.3	+5.4	+13.6/C
CABd	MC	10.88	+.4	+.1	+2.1/B
CptlGr	WS	10.50	+1.7	+4.5	+9.6/C
CrnrstnEq	WS	13.43	+1.0	+4.4	+9.6/B
CrnrstnMdlyAgrs	MA	23.23	+1.0	+2.7	+6.0/E
CrnrstnMod	CA	13.67	+1.1	+2.3	+5.6/C
EM	EM	16.69	+4.9	+4.9	+10.4/C
ExtendedMktIdx	MB	17.21	+.4	+6.6	+12.2/A
Gr	LG	27.05	...	+4.8	+13.6/C
GrInc	LB	21.64	-.4	+4.8	+11.5/C
GrandTxtr	CA	19.18	-.4	+1.7	+6.8/A
GvtSec	GI	9.59	+.8	...	+1.0/B
HiInc d	HY	7.66	+.9	+3.0	+8.0/A
Inc	CI	12.55	+.7	+.2	+3.2/A
IncStk	LV	17.84	-1.9	+2.8	+10.9/B
IntermTrmBd	TW	10.20	+.7	+.3	+3.7/B
Intl	FB	27.34	+3.3	+3.7	+7.4/B
NASDAQ100Idx	LG	18.50	-.9	+4.6	+16.5/A
NYBd	MN	11.67	+.5	...	+1.7/A
PrcMtlsMnral	SP	11.88	+9.5	+1.9	+10.8/B
SP500IdxMbr	LB	36.51	-1.4	+3.7	+12.6/B
SP500IdxRwd	LB	36.52	-1.4	+3.6	+12.7/A
SciTech	ST	23.09	+1.3	+5.8	+15.1/D
ShrtTrmBd	CS	9.06	+.4	+.2	+2.2/A
SmCpStk	SB	14.92	...	+6.7	+10.8/C
TEIntermTrm	MI	13.14	+.7	+.2	+2.0/A
TELngTrm	ML	13.05	+.5	+.1	+2.2/B
TEShrtTrm	MS	10.44	+.3	...	+1.0/B
TrgtRet2020	TE	11.50	+.8	+2.0	+6.6/C
TrgtRet2030	TH	12.18	+.7	+2.6	+7.8/C
TrgtRet2040	TJ	12.26	+.7	+3.3	+8.6/D
TrgtRet2050	TN	12.36	+.7	+3.4	+8.9/D
TrgtRetInc	RI	10.83	+.8	+1.3	+4.9/B
UlShrtTrmBd	UB	9.90	+.3	+.2	+1.6/B
VIBd	SI	11.11	+.6	+.1	+1.9/A
Val	LV	17.44	+.1	+5.0	+8.8/D
WldGr	WS	28.08	+.2	+3.1	+9.4/C
Undiscovered Manager					
BehavioralValA m	SV	56.70	+.3	+8.7	+9.9/C
BehavioralValC m	SV	53.18	+.3	+8.7	+9.4/C
BehavioralValL	SV	58.12	+.3	+8.7	+10.3/C

Name	Obj	NAV	4-wk Rtn	YTD Rtn	3-yr Rtn/Rk
VALIC Co I					
AstAllc	MA	10.68	+2.6	+3.1	+5.7/E
CorEq	LB	22.14	-1.6	+3.5	+12.0/B
CptlCnsrvtn	CI	9.64	+1.0	+.1	+1.4/D
DivVal	LV	12.10	-2.2	+3.2	+11.0/B
EmergEcos	EM	7.77	+2.4	+3.3	+12.2/B
GlbSclAwrns	WS	24.76	+.9	+4.2	+10.1/B
GlbStr	IH	11.55	+1.8	+3.5	+6.1/C
Gr	LG	16.53	+.3	+4.8	+14.0/B
GrInc	LB	21.60	-1.1	+3.8	+12.0/B
GvtSec	GI	10.39	+.9	-.1	+1.0/B
HlthSci	SH	20.77	-.2	+6.5	+9.8/B
InflProt	IP	10.81	+.7	+.7	+2.3/B
IntlEqsIdx	FB	6.73	+3.2	+3.9	+6.5/B
IntlGr	FG	13.26	+2.1	+3.4	+7.9/B
IntlGvtBd	IB	11.62	+2.0	+.8	+2.8/C
IntlVal	FV	9.45	+3.5	+5.6	+7.0/B
LgCpCor	LB	11.18	-2.5	+3.3	+9.8/D
LgCptlGr	LG	14.96	-.6	+3.0	+14.6/B
MidCpIdx	MB	25.58	-.3	+6.0	+11.9/A
MidCpStrGr	MG	15.03	+1.5	+5.8	+14.2/B
SciTech	ST	28.63	+1.6	+5.9	+19.5/B
SmCp	SG	10.65	-.4	+6.0	+11.8/D
SmCpIdx	SB	20.33	+.3	+7.2	+12.7/B
SmCpSpecVals	SV	12.49	+1.6	+7.1	+12.6/A
SmMidGr	MG	13.11	+1.0	+6.0	+11.6/C
StkIdx	LB	38.25	-1.4	+3.6	+12.5/B
Val	LV	16.91	-1.9	+3.7	+9.5/D
VALIC Co II					
CorBd	CI	10.75	+.9	+.4	+1.9/C
HYBd	HY	7.45	+1.4	+3.3	+6.9/B
IntlOpps	FR	18.02	+2.8	+4.5	+7.9/B
LgCpVal	LV	20.22	-1.9	+3.5	+10.1/C
MidCpVal	MB	19.14	-.4	+5.5	+7.9/D
SclyRspnb	LB	20.89	-1.1	+3.6	+11.8/C
SmCpVal	SV	13.16	-.2	+7.1	+9.8/C
StrBd	MU	10.83	+1.0	+1.4	+4.1/C
VY					
ClmbCntrnCrS b	LB	20.22	-2.5	+3.4	+9.7/D
TRPDvrsMdCpGrA b	MG	9.54	+.2	+5.1	+12.8/B
TRPGrEqI	LG	82.16	+.2	+5.3	+15.1/A
Value Line					
AstAllcInv b	MA	31.89	-.5	+2.2	+9.7/A
CorBd b	CI	14.43	+.8	+.2	+1.3/E
CptlApprctInv b	AL	9.71	+2.7	+8.6	+12.3/A
LgrCoFocedInv b	LG	28.07	+4.0	+10.8	+17.7/A
MidCpFoced b	MG	19.68	-.6	+3.0	+14.9/A
PremGr b	MG	31.55	-.7	+3.5	+13.5/B
SmCpOppsInv b	SG	44.39	+.4	+4.4	+12.5/D
TE b	ML	9.63	+.7	+.3	+1.1/E
VanEck					
EMA m	EM	14.78	+4.6	+4.5	+9.0/D
EMY	EM	14.98	+4.5	+4.5	+9.4/D
GlbHardAstsA m	SN	27.72	+1.7	+8.0	+5.0/D
GlbHardAstsY	SN	28.29	+1.6	+8.0	+5.2/D
IntlInvsGoldA m	SP	7.67	+6.9	+.3	+11.9/B
IntlInvsGoldY	SP	7.85	+7.0	+.4	+12.3/A
Vanguard					
500IdxAdmrl	LB	239.87	-1.4	+3.6	+12.8/A
500IdxInv	LB	239.87	-1.4	+3.6	+12.7/A
BalIdxAdmrl	MA	33.81	-.2	+2.5	+8.5/A
BalIdxIns	MA	33.81	-.2	+2.5	+8.5/A
BalIdxInv	MA	33.81	-.2	+2.5	+8.3/A
CAITTxExAdm	MF	11.64	+.8	+.3	+1.8/A
CAITTxExInv	MF	11.64	+.8	+.3	+1.7/B
CALtrmTEAdm	MC	11.91	+.7	+.2	+2.3/B
CALtrmTEInv	MC	11.91	+.7	+.2	+2.2/B
CnsDscIdxAdmrl	CD	82.76	+1.2	+6.2	+13.2/A
CnsStpIdxAdmrl	CC	65.77	-4.6	+1.7	+4.8/A
CnvrtSecInv	CV	11.87	-.3	+1.4	+5.7/E
CptlOppAdmrl	LG	138.39	-.5	+4.8	+15.7/A
CptlOppInv	LG	59.94	-.5	+4.8	+15.6/A
CptlValInv	LV	11.84	-.5	+6.0	+8.1/E
DevMIdxAdmrl	FB	12.49	+3.1	+4.4	+7.3/B
DevMIdxIns	FB	12.51	+3.1	+4.5	+7.3/B
DivAprcIdxInv	LB	40.17	-2.5	+2.5	+13.0/A
DivGrInv	LB	24.98	-2.8	+2.1	+11.5/C
DiversEqInv	LG	32.48	-.5	+4.8	+12.3/D
EMGvtBdIdxAdmrl	EB	18.94	+1.9	+1.2	+5.5/C
EMSelStkInv	EM	20.30	+4.9	+4.5	+15.0/A
EMStkIdxInAdm	EM	33.09	+4.5	+4.2	+12.2/B
EMStkIdxInInv	EM	25.21	+4.5	+4.2	+12.0/B
EMStkIdxInPl	EM	83.71	+4.5	+4.2	+12.3/B
EMStkIdxIns	EM	25.16	+4.5	+4.2	+12.2/B
EngyAdmrl	EE	88.29	+1.4	+8.8	+10.1/A
EngyIdxAdmrl	EE	42.23	-.2	+9.6	+6.0/B
EngyInv	EE	47.07	+1.4	+8.8	+10.0/A
EqIncAdmrl	LV	68.35	-1.9	+2.9	+11.8/A
EqIncInv	LV	32.61	-1.9	+2.9	+11.7/A
EuStkIdxAd	ES	63.51	+4.1	+4.3	+6.2/A
EuStkIdxInsP	ES	121.01	+4.1	+4.2	+6.3/A
EuStkIdxInstl	ES	27.08	+4.0	+4.2	+6.2/A
EuStkIdxInv	ES	27.28	+4.0	+4.2	+6.1/A
ExplorerAdmrl	SG	82.64	-.1	+6.3	+15.8/B
ExplorerInv	SG	88.84	-.1	+6.3	+15.7/B
ExplorerValInv	SB	31.25	+.9	+6.7	+10.8/C
ExtDrTrIdIns	GL	33.68	+1.8	-.9	+2.2/A
ExtDrTrIdInsPls	GL	84.55	+1.9	-.9	+2.3/A
ExtMktIdxAdmrl	MB	80.70	+.4	+6.6	+12.6/A
ExtMktIdxIns	MB	80.70	+.4	+6.6	+12.6/A
ExtMktIdxInsPls	MB	199.16	+.4	+6.6	+12.6/A
ExtMktIdxInv	MB	80.75	+.4	+6.6	+12.5/A
FAWexUSIAdmr	FB	29.61	+3.5	+4.4	+8.6/A
FAWexUSIInPl	FB	99.39	+3.4	+4.4	+8.7/A
FAWexUSIIns	FB	93.86	+3.4	+4.4	+8.6/A
FAWexUSIdxInv	FB	18.80	+3.4	+4.4	+8.5/A
FAWexUSSCIIn	FQ	189.14	+3.5	+4.8	+7.1/B
FAWexUSSCplIInv	FQ	37.76	+3.5	+4.8	+6.9/B
FSocialIdxIns	LB	17.18	-1.2	+3.4	+13.6/A
FSocialIdxInv	LB	17.17	-1.2	+3.4	+13.5/A
FinclsIdxAdmrl	SF	30.76	-.4	+3.4	+12.9/A
GNMAAdmrl	GI	10.25	+.9	+.1	+1.4/A
GNMAInv	GI	10.25	+.9	+.1	+1.3/A
GlbCapCycInv	SP	7.30	+1.1	+3.3	+6.2/E
GlbEqInv	WS	27.35	+1.3	+4.2	+11.3/A
GlbMnmVlInv	SW	12.74	-.6	+2.7	+9.8/C
GlbexUSRlEIAdmr d	GR	33.00	+3.2	+3.9	+8.5/A
GlbexUSRlEIdIns d	GR	109.93	+3.1	+3.9	+8.5/A
GlbexUSRlEIdInv d	GR	21.78	+3.1	+3.9	+8.3/A
GrIdxAdmrl	LG	72.16	-.7	+4.4	+13.4/C
GrIdxIns	LG	72.16	-.7	+4.4	+13.4/C
GrIdxInv	LG	72.17	-.7	+4.4	+13.3/C
GrandIncAdmrl	LB	70.60	-1.6	+3.5	+12.4/B
GrandIncInv	LB	43.26	-1.6	+3.5	+12.3/B
HCAdmrl	SH	83.33	-1.2	+3.7	+6.6/C
HCIdxAdmrl	SH	82.16	-2.8	+2.3	+11.1/A
HCInv	SH	197.62	-1.2	+3.7	+6.5/C
HYCorpAdmrl	HY	5.60	+1.4	+3.2	+6.2/D
HYCorpInv	HY	5.60	+1.4	+3.2	+6.1/D
HYTE	ML	11.17	+.8	+.2	+3.1/A
HYTEAdmrl	ML	11.17	+.8	+.2	+3.2/A
HiDivYldIdxInv	LV	31.83	-1.7	+3.1	+11.6/A
ITIdxAdmrl	ST	88.07	-1.9	+3.1	+21.1/B
InTrBdIdxAdmrl	CI	11.02	+1.1	+.1	+1.8/C
InTrBdIdxIns	CI	11.02	+1.1	+.1	+1.8/C
InTrBdIdxInsPls	CI	11.02	+1.1	+.1	+1.8/C
InTrBdIdxInv	CI	11.02	+1.1	+.1	+1.7/D
InTrCrpBdlAdmrl	TW	22.36	+.9	+.2	+2.7/D
InTrCrpBdlIns	TW	27.63	+.9	+.2	+2.7/D
InTrInGdAdm	TW	9.39	+1.1	+.1	+2.3/E
InTrInGdInv	TW	9.39	+1.1	+.1	+2.2/E
InTrTEAdmrl	MI	13.94	+.9	+.3	+1.8/B
InTrTEInv	MI	13.94	+.9	+.3	+1.7/B
InTrTrsAdmrl	GI	10.89	+1.0	-.2	+.9/B
InTrTrsIdxAd	GI	21.38	+1.0	-.2	+.9/B
InTrTrsIdxIns	GI	26.53	+1.0	-.2	+1.0/B
InTrTrsInv	GI	10.89	+1.0	-.2	+.8/C
IndtlsIdxAdmrl	ID	65.41	+.5	+5.7	+12.6/A
InflPrtScAdmrl	IP	24.57	+.6	+.4	+1.9/B
InflPrtScIns	IP	10.01	+.5	+.4	+2.0/B
InflPrtScInv	IP	12.52	+.6	+.4	+1.8/C
InsIdxIns	LB	235.85	-1.4	+3.6	+12.8/A
InsIdxInsPlus	LB	235.86	-1.4	+3.6	+12.8/A
InsTrgRt2020Ins	TE	21.49	+.8	+2.2	+7.4/A
InsTtlSMIInPls	LB	56.34	-1.1	+4.2	+12.9/A
InsTtlSMIIns	LB	56.33	-1.1	+4.1	+12.8/A
IntlExplorerInv	FR	15.89	+4.0	+5.4	+5.3/D
IntlGrAdmrl	FG	83.32	+2.0	+5.2	+13.0/A
IntlGrInv	FG	26.20	+1.9	+5.2	+12.9/A
IntlValInv	FV	33.48	+2.9	+4.3	+8.4/A
LTBdIdInsPls	CL	13.19	+1.3	-.2	+3.5/C
LTBdIdxIns	CL	13.19	+1.3	-.2	+3.5/D
LTBdIdxInv	CL	13.19	+1.3	-.2	+3.4/E
LTCrpBdIdxIns	TW	28.45	+1.2	+.2	+4.6/A
LTInGrdAdm	TW	9.55	+1.1	-.1	+3.9/B
LTInGrdInv	TW	9.55	+1.1	-.1	+3.8/B
LTTE	ML	11.38	+.8	+.2	+2.4/B
LTTEAdmrl	ML	11.38	+.8	+.2	+2.5/A
LTTrsAdmrl	GL	11.73	+1.5	-.8	+1.7/C
LTTrsIdxIns	GL	31.64	+1.5	-.7	+1.7/B
LTTrsInv	GL	11.73	+1.5	-.8	+1.6/C
LfStrCnsrGrInv	CA	18.98	+.8	+1.7	+5.8/B
LfStrGrInv	AL	31.07	+.8	+3.4	+9.3/A
LfStrIncInv	XY	14.99	+.8	+.8	+4.0/C
LfStrModGrInv	MA	25.42	+.8	+2.5	+7.6/B
LgCpIdxAdmrl	LB	60.12	-1.3	+3.7	+12.8/A
LgCpIdxIns	LB	247.45	-1.3	+3.7	+12.8/A
LgCpIdxInv	LB	48.09	-1.3	+3.7	+12.7/A
LtdTrmTE	MS	10.88	+.5	+.2	+1.1/B
LtdTrmTEAdmrl	MS	10.88	+.5	+.2	+1.2/A
MATEInv	MT	10.57	+.8	+.1	+1.8/A
MCpGrIdxAdm	MG	54.20	+.1	+5.3	+11.3/C
MCpGrIdxInv	MG	49.51	+.1	+5.3	+11.2/C
MCpVlIdxAdm	MV	51.75	-1.7	+4.9	+9.8/B
MCpVlIdxInv	MV	39.33	-1.7	+4.9	+9.7/C
MatlsIdxAdmrl	SN	59.11	+2.0	+4.6	+12.1/A
MdCpGrInv	MG	23.72	+1.4	+6.0	+10.7/D
MdCpIdxAdmrl	MB	179.77	-.8	+5.1	+10.6/B
MdCpIdxIns	MB	39.71	-.8	+5.1	+10.6/B
MdCpIdxInsPlus	MB	195.86	-.8	+5.1	+10.6/B
MdCpIdxInv	MB	39.63	-.8	+5.1	+10.4/B
MegaCpIdxIns	LB	176.96	-1.4	+3.4	+13.3/A
MegaCpValIdxIns	LV	145.33	-1.9	+2.7	+12.5/A
MgdPayoutInv	MA	16.05	+.8	+2.4	+6.8/D
MktNetrlIns	NE	11.44	-.2	-1.1	-1.2/D
MktNetrlInv	NE	11.49	-.3	-1.1	-1.3/E
MorganGrAdmrl	LG	84.81	+.2	+5.3	+14.2/B
MorganGrInv	LG	27.36	+.2	+5.3	+14.1/B
MrtBckScIdxAdmr	GI	20.60	+.9	...	+1.4/A
NJLTmTEAdm	MJ	11.87	+.8	+.2	+3.3/A
NJLTmTEInv	MJ	11.87	+.8	+.2	+3.2/A
NYLTmTEAdm	MY	11.45	+1.0	+.3	+2.1/A
NYLTmTEInv	MY	11.45	+.9	+.3	+2.1/A
OhioLngTrmTE	MO	12.31	+.9	+.2	+2.5/A
PALTmTEAdm	MP	11.31	+.9	+.3	+2.7/A
PALTmTEInv	MP	11.31	+.9	+.3	+2.6/A
PacStkIdxAdmrl	DP	78.41	+2.0	+4.1	+8.9/C
PacStkIdxIns	DP	12.00	+2.0	+4.2	+9.0/C
PacStkIdxInv	DP	12.09	+2.0	+4.1	+8.8/C
PrmCpAdmrl	LG	126.06	-.6	+4.2	+16.1/A
PrmCpCorInv	LB	24.32	-.6	+3.9	+14.2/A
PrmCpInv	LG	121.65	-.6	+4.2	+16.0/A
RlEstIdxAdmrl	SR	109.96	-3.8	+4.0	+4.7/B
RlEstIdxInstl	SR	17.02	-3.8	+4.0	+4.7/B
RlEstIdxInv	SR	25.78	-3.8	+4.0	+4.5/B
Rsl1000GrIdxIns	LG	269.03	-.7	+4.2	+15.0/A
Rsl1000IdxIns	LB	230.20	-1.2	+3.9	+12.6/A
Rsl1000VlIdxIns	LV	196.36	-1.8	+3.5	+10.3/C
Rsl2000GrIdxIns	SG	249.80	+.8	+7.4	+13.4/C
Rsl2000IdxIns	SB	220.60	+.3	+7.2	+13.1/A
Rsl2000VlIdxIns	SV	197.03	-.1	+7.0	+12.5/A
Rsl3000IdxIns	LB	229.52	-1.1	+4.1	+12.7/A

Name	Obj	NAV	4-wk Rtn	YTD Rtn	3-yr Rtn/Rk
SCpGrIdxAdm	SG	56.66	+.7	+7.0	+13.7/C
SCpGrIdxI	SG	45.38	+.7	+7.0	+13.8/C
SCpGrIdxInv	SG	45.33	+.7	+7.0	+13.6/C
SCpValIdxAdm	SV	52.19	-.1	+6.5	+11.8/B
SCpValIdxI	SV	29.17	-.1	+6.5	+11.8/B
SCpValIdxInv	SV	29.12	-.1	+6.5	+11.6/B
SPMC400GrIdxIns	MG	246.54	-1.1	+4.9	+11.3/C
SPMC400IdxIns	MB	236.48	-.3	+5.9	+12.1/A
SPMC400VlIdxIns	MV	225.59	+.5	+7.0	+12.8/A
SPSC600IdxIns	SB	269.37	+.3	+6.5	+14.6/A
STBdIdxAdmrl	CS	10.30	+.7	...	+1.2/D
STBdIdxIns	CS	10.30	+.7	...	+1.2/C
STBdIdxInsPlus	CS	10.30	+.7	...	+1.2/C
STBdIdxInv	CS	10.30	+.7	...	+1.1/D
STCpBdIdxAdm	CS	21.23	+.6	...	+1.9/B
STCpBdIdxI	CS	25.99	+.7	...	+1.9/B
STFederalAdmrl	GS	10.54	+.6	...	+1.0/A
STFederalInv	GS	10.54	+.6	...	+.9/A
STInfPrScIdAdmr	IP	24.09	+.5	+.3	+1.4/D
STInfPrScIdIns	IP	24.11	+.5	+.3	+1.4/D
STInfPrScIdxInv	IP	24.07	+.5	+.3	+1.3/D
STInvmGrdAdmrl	CS	10.44	+.6	+.1	+1.9/B
STInvmGrdIns	CS	10.44	+.7	+.1	+1.9/B
STInvmGrdInv	CS	10.44	+.6	+.1	+1.8/B
STTE	MS	15.74	+.3	+.1	+1.0/B
STTEAdmrl	MS	15.74	+.3	+.1	+1.1/B
STTrsAdmrl	GS	10.45	+.5	-.1	+.9/B
STTrsInv	GS	10.45	+.5	-.1	+.8/B
STTrsdxAdm	GS	20.03	+.5	...	+.8/B
STTrsdxIns	GS	25.16	+.5	-.1	+.8/B
SeledValInv	MV	24.04	+.3	+6.9	+8.5/D
SmCpIdxAdmrl	SB	67.48	+.2	+6.7	+12.7/B
SmCpIdxIns	SB	67.48	+.3	+6.7	+12.7/B
SmCpIdxInsPlus	SB	194.77	+.2	+6.7	+12.7/B
SmCptlstIdxInv	SB	67.46	+.2	+6.7	+12.6/B
StarInv	MA	24.44	+.7	+2.9	+8.6/A
StrEqInv	MB	28.82	+.4	+6.1	+10.5/B
StrSmCpEqInv	SB	30.08	-.3	+6.9	+10.5/C
TMCapApAdm	LB	133.24	-1.2	+3.9	+12.9/A
TMCapApIns	LB	66.21	-1.2	+3.9	+13.0/A
TMSmCpAdm	SB	59.27	+.2	+6.4	+14.2/A
TMSmCpI	SB	59.40	+.2	+6.4	+14.2/A
TlMnSvcsIdxAdmr	SC	40.36	+2.0	+6.8	+2.3/E
TrgtRtr2015Inv	TD	14.09	+.7	+1.7	+6.3/C
TrgtRtr2020Inv	TE	29.26	+.8	+2.2	+7.3/A
TrgtRtr2025Inv	TG	17.45	+.8	+2.6	+8.1/B
TrgtRtr2030Inv	TH	31.72	+.8	+2.9	+8.7/B
TrgtRtr2035Inv	TI	19.43	+.8	+3.2	+9.4/B
TrgtRtr2040Inv	TJ	33.46	+.8	+3.6	+10.0/B
TrgtRtr2045Inv	TK	20.98	+.8	+3.8	+10.2/B
TrgtRtr2050Inv	TN	33.76	+.8	+3.8	+10.2/B
TrgtRtr2055Inv	TL	36.64	+.8	+3.8	+10.2/B
TrgtRtr2060Inv	XQ	32.36	+.7	+3.8	+10.2/C
TrgtRtrIncInv	RI	12.91	+.8	+1.3	+4.8/B
TtBMIdxAdmrl	CI	10.44	+.9	...	+1.8/D
TtBMIdxIns	CI	10.44	+.9	...	+1.8/C
TtBMIdxInsPlus	CI	10.44	+.9	...	+1.8/C
TtBMIdxInv	CI	10.44	+.9	...	+1.7/D
TtInBIdxAdmrl	IB	21.68	+.5	...	+3.1/B
TtInBIdxIns	IB	32.54	+.5	...	+3.2/B
TtInBIdxInv	IB	10.85	+.5	...	+3.1/C
TtInSIdxAdmrl	FB	26.49	+3.5	+4.4	+8.4/A
TtInSIdxIns	FB	105.93	+3.5	+4.4	+8.5/A
TtInSIdxInsPlus	FB	105.95	+3.5	+4.4	+8.5/A
TtInSIdxInv	FB	15.84	+3.5	+4.4	+8.4/A
TtlSMIdxAdmrl	LB	64.66	-1.1	+4.1	+12.8/A
TtlSMIdxIns	LB	64.67	-1.1	+4.1	+12.8/A
TtlSMIdxInv	LB	64.64	-1.1	+4.1	+12.7/A
TtlWldStkIdxIns	WS	139.29	+.9	+4.2	+10.7/B
TtlWldStkIdxInv	WS	27.80	+.9	+4.2	+10.6/B
TxMgBalAdmrl	CA	30.24	-.1	+2.0	+7.1/A
USGrAdmrl	LG	91.22	-.7	+4.9	+14.0/B
USGrInv	LG	35.22	-.7	+4.9	+13.9/B
USValInv	LV	16.56	-1.4	+3.9	+9.3/D
UtlsIdxAdmrl	SU	59.76	-4.7	+1.0	+11.9/B
ValIdxAdmrl	LV	39.33	-1.9	+3.0	+12.3/A
ValIdxIns	LV	39.33	-1.9	+3.0	+12.3/A
ValIdxInv	LV	39.34	-1.9	+3.0	+12.2/A
WlngtnAdmrl	MA	65.24	-.5	+1.8	+9.2/A
WlngtnInv	MA	37.78	-.6	+1.8	+9.1/A
WlslyIncAdmrl	CA	59.76	-.2	+1.0	+6.0/B
WlslyIncInv	CA	24.67	-.2	+1.0	+5.9/B
WndsrAdmrl	LV	64.32	+.2	+5.0	+10.2/C
WndsrIIAdmrl	LV	57.32	-1.1	+3.8	+10.4/C
WndsrIIInv	LV	32.31	-1.1	+3.8	+10.3/C
WndsrInv	LV	19.08	+.2	+5.0	+10.1/C
Vericimetry					
USSCVI	SV	16.10	+1.2	+6.7	+8.7/D
Victory					
DiversStkA m	LB	15.23	+.5	+5.0	+8.6/E
DiversStkI	LB	15.19	+.5	+5.0	+8.9/E
DiversStkR b	LB	14.92	+.5	+5.0	+8.3/E
GlbNatrlResA m	SN	14.22	-4.5	+10.6	+.3/E
INCrTtlRetBdY	CI	9.12	+.4	-.4	+2.1/B
INCrforIncA m	GS	8.59	+.7	+.1	+.6/C
INCrforIncI	GS	8.59	+.8	+.1	+.9/B
INCrforIncR b	GS	8.60	+.6	+.1	+.6/C
IntgDiscvA m	SB	31.18	+1.0	+7.6	+11.7/B
IntgDiscvY	SB	34.38	+1.0	+7.6	+11.9/B
IntgSmCpValA m	SV	30.01	-1.0	+6.9	+9.2/D
IntgSmCpValY	SV	30.99	-.9	+7.0	+9.6/C
MndMCpGrA m	MG	20.09	-.6	+4.4	+8.6/E
MndMCpGrY	MG	22.13	-.6	+4.3	+8.9/E
MndrMltCpA m	LG	35.00	+.4	+4.9	+9.3/E
RSGrA m	LG	17.41	+1.9	+6.2	+12.3/D
RSLgCpAlphaA m	LB	44.05	-1.1	+4.4	+9.0/E
RSMidCpGrA m	MG	21.18	+1.1	+6.1	+9.8/E
RSPtnrsA m	SB	21.78	-.7	+5.4	+11.7/B
RSSciandTechA m	ST	19.99	+2.6	+9.0	+25.1/A
RSSelGrA m	MG	30.40	+.1	+5.0	+9.4/E
RSSmCpEqA m	SG	14.11	+2.5	+8.8	+15.4/B
RSSmCpGrA m	SG	66.43	+2.3	+8.7	+14.8/B
RSValA m	MB	21.36	-.7	+5.3	+9.0/C
SP500IdxA m	LB	18.61	-1.5	+3.6	+12.2/B
SophusEMA m	EM	18.08	+4.0	+3.6	+12.4/B
SycEsVlA m	MV	34.63	-.6	+4.8	+11.6/A
SycEsVlI	MV	34.65	-.5	+4.8	+11.9/A
SycEsVlR b	MV	34.17	-.6	+4.8	+11.4/A
SycmrSmCoOppA m	SV	39.34	+.8	+4.9	+14.2/A
SycmrSmCoOppI	SV	39.71	+.8	+4.9	+14.6/A
SycmrSmCoOppR b	SV	36.69	+.8	+4.9	+14.0/A
TrvlnIntlSMI	FQ	11.93	+3.4	+5.4	+6.6/B
Viking					
KansasMuncplA m	SI	10.54	+.5	+.1	+1.3/B
NebraskaMuncplA m	SI	10.29	+.6	+.2	+1.2/C
OklahomaMuncplA m	SI	11.49	+.5	+.1	+1.1/C
TFForMontanaA m	SI	9.89	+.7	+.2	+1.1/C
Villere					
BalInv	AL	20.14	-1.1	+3.8	+7.4/D
Virtus					
CdxMcpVlEqI	MV	10.71	-2.0	+4.5	+11.5/A
CrdxLgCpValEqA m	LV	11.58	-2.0	+3.3	+9.7/C
CrdxLgCpValEqI	LV	11.72	-1.9	+3.4	+10.0/C
CrdxSmCpValEqIn	SB	9.41	+1.1	+6.6	+12.2/B
DuffPlRlEtSecA m	SR	21.60	-5.0	+3.2	+3.9/C
IntlEqIns	FG	11.46	+2.0	+3.0	+10.4/A
InvtvGrStkIns	LG	24.36	+1.3	+10.0	+20.9/A
KARCapitalGrA m	LG	14.33	+1.0	+6.8	+12.2/D
KARMidCapGrA m	MG	30.73	-.3	+5.5	+18.1/A
KARSmCapCoreA m	SG	30.31	-.5	+4.9	+20.0/A
KARSmCapCoreI	SG	31.95	-.5	+5.0	+20.3/A
NFDurIncI	CS	10.60	+.4	+.3	+2.0/B
NFMulSecS/TBdA m	CS	4.61	+.7	+.7	+2.8/A
NFMulSecS/TBdC b	CS	4.68	+.7	+.9	+2.6/A
NFMulSecS/TBdC1 m	CS	4.66	+.6	+.7	+2.0/A
NFTaxExemBdI	MI	10.91	+.8	+.3	+1.6/C
NFtMuSectInBdA m	MU	9.74	+1.1	+1.8	+5.0/B
NewfleetHYA m	HY	3.97	+.7	+3.2	+6.4
RamtEnhCreEqA m	LB	18.12	-2.4	+3.5	+9.9/D
SectTrendA m	LB	11.90	-6.4	+.3	+6.3/E
SectTrendC m	LB	11.74	-6.5	+.2	+5.5/E
SeixCorBdIns	CI	10.34	+.8	-.1	+1.7/D
SeixFltRtHIncC m	BL	8.49	+.7	+2.4	+4.9/C
SeixGrgTEBdIns	SI	10.25	+.7	+.3	+1.5/A
SeixHGrdMnBdIns	ML	11.63	+.7	+.2	+2.1/B
SeixHYIns	HY	8.02	+1.0	+2.7	+7.0/B
SeixHiIncI	HY	6.14	+1.0	+3.3	+8.2/A
SeixInvGrdTEBdI	MI	11.46	+.8	+.3	+1.3/D
SeixTtlRetBdI	CI	10.16	+1.0	...	+1.6/D
SeixUSGSUSBdI	UB	9.99	+.2	+.1	+1.2/D
SeixUlShrtBdIns	UB	9.91	+.1	+.1	+1.5/C
SlvnLgCpGrStkA m	LG	4.81	-.4	+4.6	+11.2/E
StrAllcA m	MA	13.45	+1.2	+3.9	+7.0/C
TactAllcA m	MA	8.54	+1.3	+4.5	+7.5/B
VontForOppsA m	FG	26.09	+1.6	+2.5	+6.2/C
VontForOppsC m	FG	25.44	+1.6	+2.5	+5.4/D
VontForOppsI	FG	26.02	+1.6	+2.5	+6.5/C
VontlGlbOppsA m	WS	14.09	-.5	+1.9	+11.3/A
VontobelEMOppI	EM	10.35	+5.2	+3.9	+8.8/D
Voya					
GNMAIncA m	GI	8.25	+.8	+.1	+1.2/A
GNMAIncC m	GI	8.20	+.6	-.1	+.4/D
GlbEqA m	WS	33.07	+.5	+4.0	+9.5/C
GlbEqC m	WS	30.79	+.4	+4.0	+8.7/C
GlbEqDivA m	WS	12.71	+.3	+3.6	+7.4/D
GlbRlEsttA m	GR	14.07	-1.4	+3.5	+2.7/E
HYBdA m	HY	7.64	+1.1	+3.2	+6.1/D
IntermBdA m	CI	9.79	+.9	+.3	+2.4/B
IntermBdI	CI	9.79	+.9	+.4	+2.8/A
LgCpGrA m	LG	35.30	-1.2	+3.8	+13.2/C
LgCpGrI	LG	39.28	-1.2	+3.8	+13.7/C
MdCpOppsA m	MG	17.53	-.7	+4.6	+10.7/D
MdCpOppsC m	MG	12.05	-.8	+4.5	+9.8/E
MltMgrIntlSmCpA m	FQ	47.09	+2.6	+5.3	+5.1/D
RlEsttA m	SR	10.98	-4.6	+3.7	+2.2/E
RlEsttI	SR	12.52	-4.7	+3.6	+2.6/E
RussiaA m	MQ	29.52	+3.5	+7.6	+18.8/A
SmCoA m	SB	10.29	+.1	+6.7	+9.5/D
SmCpOppsA m	SG	43.50	+.2	+7.4	+9.2/E
WCM					
FocIntGrIns d	FG	14.40	+2.0	+2.7	+10.6/A
FocIntGrInv m	FG	14.35	+2.0	+2.7	+10.3/A
Walden					
Eq	LB	21.19	-2.2	+2.7	+12.8/A
Wasatch					
CorGr d	SG	63.43	+.3	+6.2	+14.7/B
GlbValInv d	WS	7.39	+.3	+3.9	+10.6/B
HoisingtonUSTrs d	GL	15.71	+2.0	-.6	+1.3/E
IntlGrInv d	FR	25.98	+4.0	+5.7	+4.6/D
IntlOppsInv d	FR	3.00	+1.4	+3.8	+6.8/C
MicroCp d	SG	6.31	-.1	+5.3	+19.4/A
MicroCpVal d	SG	2.90	+2.0	+5.5	+12.9/D
SmCpGrInv d	SG	34.31	...	+6.9	+15.0/B
SmCpVal d	SB	7.03	+.2	+6.5	+14.2/A
UlGr d	SG	22.54	+2.0	+7.3	+22.4/A
Weitz					
Bal	CA	12.95	+.2	+1.9	+5.8/B
NebraskaTFInc	SI	9.82	+.7	+.2	+.5/E
PtnrsIIIOppIns	LO	13.41	+1.6	+5.3	+5.3/B
PtnrsValInv	LG	26.70	-.9	+4.5	+4.8/E
ShrtDrIncIns	CS	12.09	+.4	+.1	+2.0/B
ValInv	LG	37.96	-.9	+3.5	+6.9/E
sHickory	MB	42.09	-1.5	+4.8	+4.4/E
Wells Fargo					
AdjRtGvtA f	UB	8.93	+.3	+.2	+.7/E
AdjRtGvtC m	UB	8.93	+.2	+.1	-.1/E
AdjRtGvtInst	UB	8.93	+.3	+.2	+1.0/E
AstAllcA f	IH	12.41	-.1	+2.7	+5.0
AstAllcAdm	IH	12.56	-.1	+2.8	+5.1
AstAllcC m	IH	11.97	-.3	+2.7	+4.2

Name	Obj	NAV	4-wk Rtn	YTD Rtn	3-yr Rtn/Rk
CALtdTrmTFA f	SS	10.60	+.4	+.1	+.6/D
CATFA f	MC	11.56	+.5	+.2	+1.5/D
CATFAdm	MC	11.58	+.6	+.2	+1.7/C
CATFC m	MC	11.79	+.5	+.1	+.8/E
CBLgCpValA f	LV	12.18	-1.8	+4.8	+10.1/C
CBLgCpValInst	LV	12.21	-1.7	+4.9	+10.5/B
CBMidCpValA f	MV	33.23	-1.2	+6.2	+11.0/A
CBMidCpValInst	MV	33.45	-1.2	+6.2	+11.4/A
CommonStkA f	MB	18.67	+.4	+6.2	+11.4/B
CorBdA f	CI	12.82	+.9	...	+1.4/D
CorBdAdm	CI	12.51	+.8	-.1	+1.4/D
CorBdInst	CI	12.50	+.9	...	+1.7/D
CorPlusBdA f	CI	12.28	+1.1	+.3	+3.4/A
DisSmCpAdm	SG	7.99	-.1	+6.5	+8.4/E
DiscpUSCorA f	LB	15.16	-1.4	+3.5	+10.5/D
DiscpUSCorAdm	LB	15.60	-1.4	+3.4	+10.7/D
DiscvAdm	MG	28.18	+.6	+6.5	+14.2/B
DvrsCptlBldrA f	AL	9.26	-.4	+3.1	+12.4/A
DvrsCptlBldrC m	AL	9.25	-.4	+3.2	+11.6/A
DvrsEqA f	LB	20.19	-.5	+4.3	+10.4/D
DvrsEqAdm	LB	20.27	-.5	+4.3	+10.6/D
DvrsIncBldrA f	XY	5.73	+1.4	+3.1	+7.5/A
DvrsIncBldrC m	XY	5.75	+1.5	+3.2	+6.7/A
DvrsIncBldrInst	XY	5.60	+1.5	+3.3	+7.9/A
DvrsIntlA f	FB	11.72	+3.3	+4.6	+6.0/C
EMEqA f	EM	22.22	+4.8	+4.7	+12.4/B
EMEqAdm	EM	23.26	+4.8	+4.7	+12.5/B
EMEqC m	EM	18.64	+4.7	+4.7	+11.6/B
EndeavorSelInst	LG	7.80	+.9	+5.0	+16.2/A
EntprInst	MG	44.66	+.6	+5.4	+13.0/B
GlobalSmCpA f	SW	36.25	+2.8	+5.9	+13.8/A
GrAdm	LG	33.74	+1.1	+6.2	+15.6/A
GrBalA f	MA	42.95	+.2	+2.9	+7.0/C
GrBalAdm	MA	37.96	+.3	+3.0	+7.2/C
GrInst	LG	37.04	+1.1	+6.2	+15.8/A
GvtSecA f	GI	10.69	+.7	-.1	+.8/C
GvtSecAdm	GI	10.69	+.8	-.1	+1.1/A
GvtSecInst	GI	10.69	+.8	-.1	+1.3/A
HYBdA f	HY	3.14	+1.0	+2.7	+5.4/E
HYBdC m	HY	3.14	+.9	+2.7	+4.6/E
IdxAstAllcA f	MA	31.57	-.4	+2.4	+7.5/B
IdxAstAllcAdm	MA	31.57	-.5	+2.4	+7.7/B
IdxAstAllcC m	MA	19.19	-.5	+2.3	+6.7/D
IntlBdInst	IB	10.14	+3.5	+1.0	+2.5/C
IntrsValA f	LB	11.21	-1.9	+4.2	+9.2/E
IntrsValInst	LB	11.26	-2.0	+4.2	+9.6/D
IntrsWldEqA f	WS	18.76	-.8	+3.8	+10.5/B
MinnesotaTFAdm	SM	10.48	+.6	+.2	+1.7/B
ModBalAdm	CA	19.59	+.2	+2.0	+5.4/C
OmegaGrA f	LG	44.72	+.2	+5.5	+15.3/A
OmegaGrC m	LG	29.16	+.1	+5.5	+14.4/B
OppA f	LG	37.10	-.3	+4.9	+11.8/D
OppAdm	LG	40.88	-.2	+4.9	+12.0/D
PETFA f	MP	11.45	+.7	+.2	+1.8/C
PETFInst	MP	11.45	+.7	+.2	+2.0/B
PrecMetalsA f	SP	31.57	+6.9	+.8	+10.0/C
PremLgCoGrA f	LG	11.71	+.5	+5.6	+14.0/B
ShrtDrGvtBdAdm	CS	9.61	+.3	...	+.7/E
ShrtDrGvtBdInst	CS	9.61	+.4	...	+.9/D
ShrtTrmBdInst	CS	8.64	+.4	...	+1.6/C
ShrtTrmHYBdA f	HY	7.94	+.6	+1.3	+2.8/E
SmCoGrAdm	SG	49.82	+.7	+7.8	+13.7/C
SmCpValA f	SB	12.10	+1.0	+7.7	+12.3/B
SpMCpValAdm	MV	33.83	-.4	+4.9	+9.1/C
SpMCpValIns	MV	34.06	-.4	+5.0	+9.4/C
SpcSmCpValA f	SV	29.95	+1.5	+7.0	+12.2/A
SpcSmCpValAdm	SV	30.71	+1.4	+7.0	+12.3/A
SpcSmCpValC m	SV	26.93	+1.4	+7.0	+11.3/B
SpecizedTechA f	ST	11.63	+.6	+5.1	+22.1/A
StrMnBdA f	MS	8.97	+.6	+.2	+1.8/A
StrMnBdAdm	MS	8.97	+.6	+.3	+1.9/A
StrMnBdC m	MS	9.00	+.6	+.1	+1.0/B
Target2020A f	TE	11.22	+.5	+1.9	+4.4/E
Target2020Adm	TE	11.48	+.6	+1.9	+4.5/E
Target2020R6	TE	11.55	+.6	+1.9	+4.9/D
Target2030A f	TH	11.49	+.6	+2.7	+6.9/E
Target2030Adm	TH	11.76	+.6	+2.6	+7.0/D
Target2030R6	TH	11.73	+.6	+2.6	+7.4/D
Target2040A f	TJ	13.34	+.6	+3.3	+9.0/C
Target2040Adm	TJ	13.79	+.6	+3.3	+9.1/C
Target2040R6	TJ	13.79	+.5	+3.2	+9.5/C
TargetTodayA f	RI	8.42	+.7	+1.3	+2.3/E
TrdtnlSmCpGrA f	SG	11.67	+1.0	+7.5	+14.2/C
UlSTMnIncA f	MS	9.57	+.2	...	+.6/D
UlSTMnIncIns	MS	9.57	+.1	...	+.9/C
UlShTrIncA f	UB	8.46	+.3	+.2	+1.4/C
UlShTrIncIns	UB	8.45	+.2	+.2	+1.7/B
Utl&TlCmA f	SU	22.05	-2.8	+2.9	+11.7/B
Utl&TlCmC m	SU	22.06	-2.9	+2.9	+10.9/D
WesMark					
Bal	MA	11.89	-1.7	+1.0	+6.5/D
Gr	LG	17.39	-.7	+3.5	+9.3/E
GvtBd	CI	9.65	+.7	-.3	+.6/E
SmCoGr	SG	11.34	+1.3	+6.7	+7.9/E
Westcore					
ColorTaxFrRet	SI	11.32	+.7	+.2	+1.7/A
GlbLrgCpRetail	WS	9.84	+2.9	+3.4	+8.8/C
MdCpValDivRtl	MV	22.42	-1.6	+5.4	+7.5/E
PlusBdRtl	CI	10.34	+.8	+.2	+2.6/B
QuaHiYldRetail	HY	8.58	+1.1	+2.1	+6.2/D
Western Asset					
AdjRtIncA b	UB	9.01	+.2	+.2	+2.6/A
AdjRtIncI	UB	8.98	+.4	+.3	+2.8/A
CAMnsA m	MC	15.52	+.2	+.2	+1.5/D
CAMnsC m	MC	15.48	+.1	+.1	+.9/E
CAMnsI	MC	15.52	+.2	+.2	+1.7/D
CorBdA m	CI	12.25	+1.3	+.4	+2.4
CorBdFI b	CI	12.26	+1.2	+.4	+2.4
CorBdI	CI	12.25	+1.3	+.4	+2.8
CorBdIS	CI	12.27	+1.3	+.4	+2.8
CorPlusBdA m	CI	11.29	+2.2	+.9	+3.2
CorPlusBdFI b	CI	11.30	+2.2	+.9	+3.2
CorPlusBdI	CI	11.30	+2.2	+.9	+3.5
CorPlusBdIS	CI	11.30	+2.2	+1.0	+3.6
CorpBdA m	TW	11.80	+1.3	+.8	+3.9/B
CorpBdP b	TW	11.79	+1.4	+.8	+3.8/B
GlbHYBdA m	HY	6.05	+1.7	+3.2	+7.3/B
GlbHYBdIS	HY	6.05	+1.9	+3.4	+7.7/A
HYI	HY	7.60	+.7	+3.3	+7.8/A
HYIS	HY	7.72	+.7	+3.4	+7.8/A
IncomeA m	MU	5.97	+1.9	+2.0	+4.9/B
InflIdPlsBdI	IP	10.72	+.7	+.6	+1.3/D
InflIdPlsBdIS	IP	10.77	+.6	+.6	+1.4/D
IntermBdI	CI	10.67	+1.0	+.2	+2.4/B
IntermBdIS	CI	10.68	+1.0	+.2	+2.4/B
IntermTrmMnsA m	MI	6.27	+.6	+.2	+1.4/C
IntermTrmMnsC b	MI	6.28	+.6	+.2	+.8/E
IntermTrmMnsI	MI	6.27	+.6	+.2	+1.6/C
IntrmMtCAMnsA m	MF	8.64	+.5	+.2	+1.1/D
IntrmMtCAMnsC b	MF	8.63	+.6	+.3	+.5/E
IntrmMtNYMnsA m	MN	8.49	+.7	+.2	+.9/D
IntrmMtNYMnsC b	MN	8.49	+.7	+.2	+.2/E
MA Mns A m	MT	12.36	+.7	+.1	+1.1/C
Mgd Mns A m	ML	15.83	+.4	+.2	+1.8/C
Mgd Mns C m	ML	15.84	+.4	+.1	+1.2/D
Mgd Mns I	ML	15.85	+.4	+.1	+1.9/C
MnHiIncA m	HM	13.85	+.4	+.1	+2.8/C
MnHiIncC m	HM	13.77	+.3	+.1	+2.2/E
MnHiIncI	HM	13.77	+.4	...	+3.0/C
MrtgBckdScA m	CI	10.19	+.9	-.1	+2.3/B
MrtgBckdScI	CI	10.24	+.9	...	+2.6/B
NJMnsA m	MJ	12.03	+.6	+.2	+1.9/C
NYMnsA m	MY	12.81	+.5	...	+1.2/D
NYMnsC m	MY	12.80	+.4	...	+.7/E
NYMnsI	MY	12.80	+.5	...	+1.4/D
OregonMnsA m	SL	10.05	+.8	+.3	+1.3/C
PEMnsA m	MP	12.55	+.7	+.2	+2.0/B
PEMnsC m	MP	12.50	+.7	+.2	+1.4/D
ShrtDrHiIncA m	HY	5.17	+.5	+2.7	+6.9/B
ShrtDrHiIncC1 m	HY	5.19	+.3	+2.5	+6.4/C
ShrtDrHiIncI	HY	5.19	+.5	+2.7	+7.2/B
ShrtDrMnIncA m	MS	5.06	+.3	+.2	+.8/C
ShrtDrMnIncC b	MS	5.06	+.3	+.2	+.5/E
ShrtDrMnIncI	MS	5.06	+.3	+.2	+.9/C
ShrtTrmBdI	CS	3.83	+.5	+.1	+2.1/A
ShrtTrmBdIS	CS	3.83	+.5	+.1	+2.1/A
TtlRtUncnsFI b	NT	10.18	+2.4	+.9	+3.7/B
TtlRtUncnsI	NT	10.18	+2.3	+.8	+3.9/B
TtlRtUncnsIS	NT	10.17	+2.4	+.8	+4.1/B
Westwood					
EMIns	EM	8.85	+5.8	+2.8	+10.9/C
IncOppA m	CA	14.38	-.5	+2.1	+5.5/C
IncOppIns	CA	14.39	-.5	+2.1	+5.7/B
LgCpValIns	LB	11.18	-2.6	+2.9	+11.0/C
SMdCpIns	MB	12.34	-.7	+5.5	+7.3/D
ShrtDrHYIns	HY	9.07	+.8	+1.8	+4.7/E
SmCpValIns	SB	14.79	+.1	+6.9	+13.0/A
William Blair					
BdI	CI	9.70	+.8	+.6	+2.2/B
EMGrI	EM	11.55	+3.5	+2.7	+9.8/D
EMGrIns	EM	11.65	+3.5	+2.6	+10.0/D
EMLeadersIns	EM	8.61	+4.5	+4.2	+10.6/C
GlbLeadersI	WS	11.98	+.2	+4.4	+11.2/A
GrI	LG	9.59	-2.3	+3.7	+13.4/C
GrN b	LG	8.20	-2.3	+3.7	+13.1/C
InsIntlGr	FG	13.87	+1.8	+3.5	+5.2/D
IntlDevPlusI	FG	14.07	+1.5	+3.0	+4.9/D
IntlGrI	FG	24.39	+1.8	+3.5	+5.0/D
IntlGrN b	FG	23.85	+1.8	+3.5	+4.7/D
IntlSmCpGrI	FR	10.91	+2.7	+4.4	+2.2/E
IntlSmCpGrIns	FR	10.97	+2.8	+4.5	+2.3/E
MidCpGrI	MG	10.01	-.8	+4.8	+10.8/D
SmCpGrI	SG	27.64	-1.5	+6.3	+19.4/A
SmCpValI	SB	16.54	-.5	+6.7	+9.4/D
SmMidCpGrI	MG	23.25	-1.5	+5.1	+15.1/A
Williston					
BsnMdNrAmrStkA m	EE	4.27	+3.8	+13.6	+2.8/C
Wilmington					
LgCpStrIns	LB	20.53	-1.1	+3.8	+12.5/B
MnBdIns	MI	12.97	+.8	+.3	+1.3/D
RlAstIns	IH	13.73	+.4	+3.3	+4.1
Wilshire					
5000IdxInvm b	LB	19.32	-1.2	+4.0	+12.2/B
LgCoGrIns	LG	38.12	-.4	+4.7	+13.3/C
LgCoGrInvm b	LG	34.89	-.4	+4.7	+12.9/C
Wintergreen Fund					
Inv m	WS	9.16	+1.3	+6.6	+2.6/E
World Funds					
RlEstValOppIns	SR	11.37	-1.5	+5.8	+1.4/E
Yorktown					
ShrtTrmBdL b	CS	3.55	+.2	+.6	+2.7/A
Zacks					
SmCpCorInv m	SB	23.11	-1.1	+4.1	+10.5/C
congress					
SmallCapGrRet b	SG	23.45	-.7	+5.0	+13.6/C
iShares					
MSEAIntlIdxIns	FB	12.25	+3.1	+4.2	+6.9/B
MSEAIntlIdxInvA b	FB	12.18	+3.1	+4.2	+6.6/B
Rusl2000SCIdIns	SB	18.08	+.3	+7.2	+12.9/A
Rusl2000SCIdIvA b	SB	18.10	+.3	+7.2	+12.7/B
S&P500IdxK	LB	308.25	-1.4	+3.6	+12.8/A
USAggtBdIdxK	CI	9.85	+1.0	...	+1.7/D